



CUYAHOGA COUNTY COMMON PLEAS COURT

***Statistics Report
December 2017***

***John J. Russo
Administrative and Presiding Judge***

TABLE OF CONTENTS

Criminal Statistics

Newly Filed, Re-Activated and Transferred in Cases _____	4
Yearly Criminal Terminations _____	5
Pending Criminal Cases End of Period _____	6
Clearance Rate _____	7
Arrest to Disposition Timeline _____	8
Average Arrest to Disposition Timeline (Jail Cases) _____	9
Average Arrest to Disposition Timeline (Non-Jail Cases) _____	10
Average Arrest to Disposition Timeline (Jail and Non-Jail Cases) _____	11
Yearly Average Arrest to Disposition Timeline _____	12
Indictments and Informations Filed With the Clerk of Courts _____	13
Bail Case Arraignment Activity _____	14
Overall Arraignment Statistics _____	15

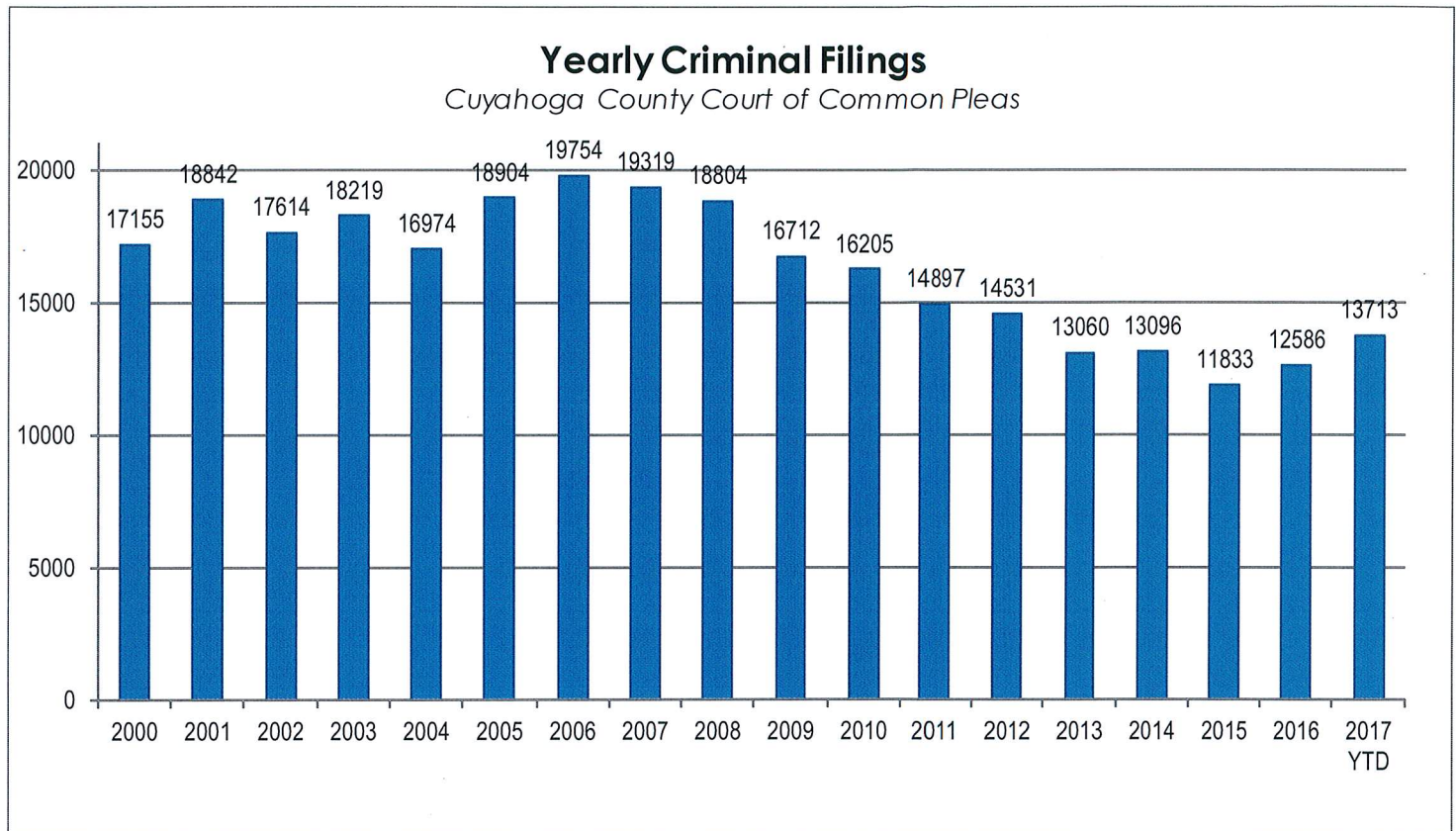
Foreclosure Statistics

Total Pending Judicial Foreclosure Cases Referred to Magistrates _____	17
Total Pending Tax Lien & Certificate Cases Referred to Magistrates _____	18
Percentage of Pending Judicial Foreclosure Cases By Filing Year _____	19
Judicial Foreclosure Clearance Rate Year 2017 _____	20
Avg. Number of Days to Disp. (Excl. Bank. Stays & Tax Lien & Tax Cert.) _____	21
Avg. Number of Days to Disp. (Excl. Bank. Stays & Incl. Tax Lien & Tax Cert.) _____	22
Total New Judicial Foreclosure Filings _____	23
New Marsh of Lien/Quiet Title/Partition Case Filings for Years 2005 – 2017 YTD _____	24
New Marsh of Lien/Quiet Title/Partition Case Filings by month for 2017 YTD _____	24
New Tax Lien & Certificate Filings for Years 2005 – 2017 YTD _____	25
New Tax Lien & Certificate Filings by Month for Year 2017 YTD _____	25
Total New Judicial Foreclosure Filings Years 2005 – 2017 YTD _____	26
Total New Judicial Foreclosure Filings by Month for Year 2017 YTD _____	26
Magistrate's Monthly Reports _____	28
Report CMSR1062 - Judicial Foreclosure Statistics by Judge _____	36
Monthly Summary _____	42
Year to Date Summary _____	43
Corrections/Adjustments _____	46

Criminal Case Statistics

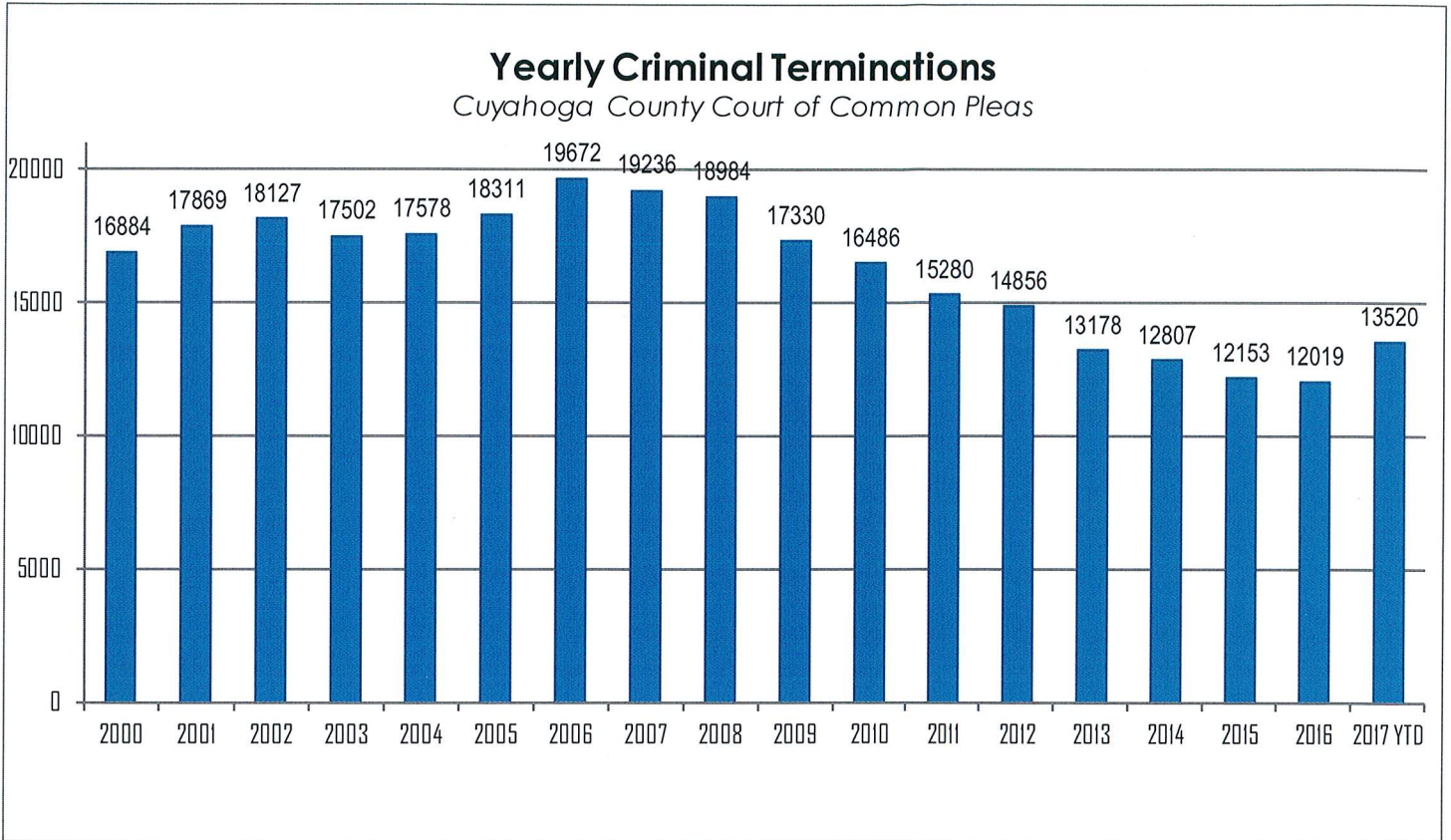
Newly Filed, Re-Activated and Transferred in Cases

The following chart is a representation of all filed cases in Cuyahoga County Court of Common Pleas from 2000 – December 2017. Newly filed cases are defined as having been arraigned and assigned to a Judge. Re-activated cases are defined as cases where a defendant was unavailable for trial and has now become ready to proceed. Transferred cases are defined as cases moved from one judge's docket to another. This could be due to re-assignment to a Mental Health Judge or after additional information indicates that by Court rule, the case should have been assigned to another Judge.



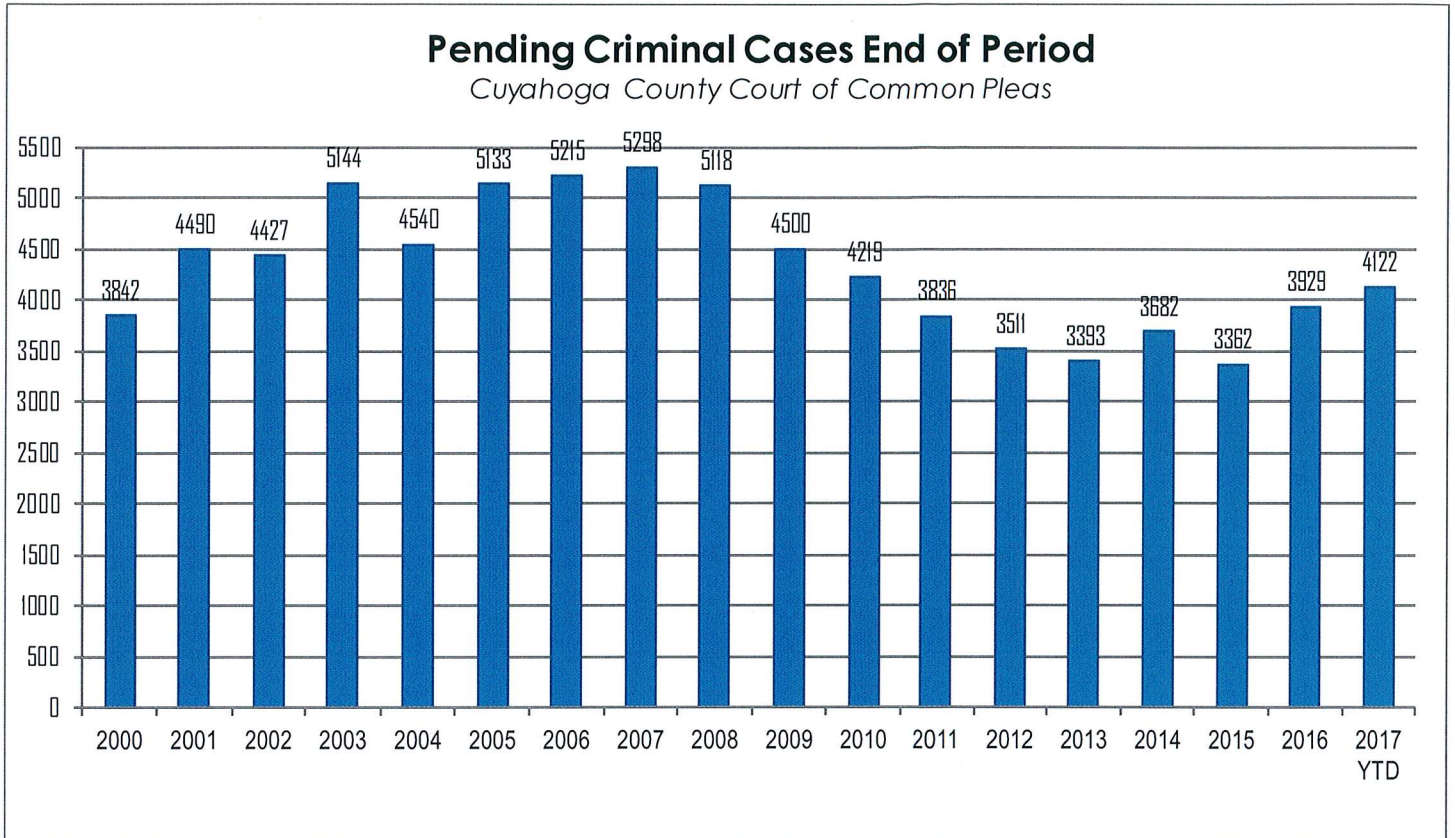
Yearly Criminal Terminations

The following chart represents cases that have been terminated by the court from 2000 – December 2017. These cases have been terminated either by trial; plea, dismissal or a defendant is unavailable for trial or sentencing.



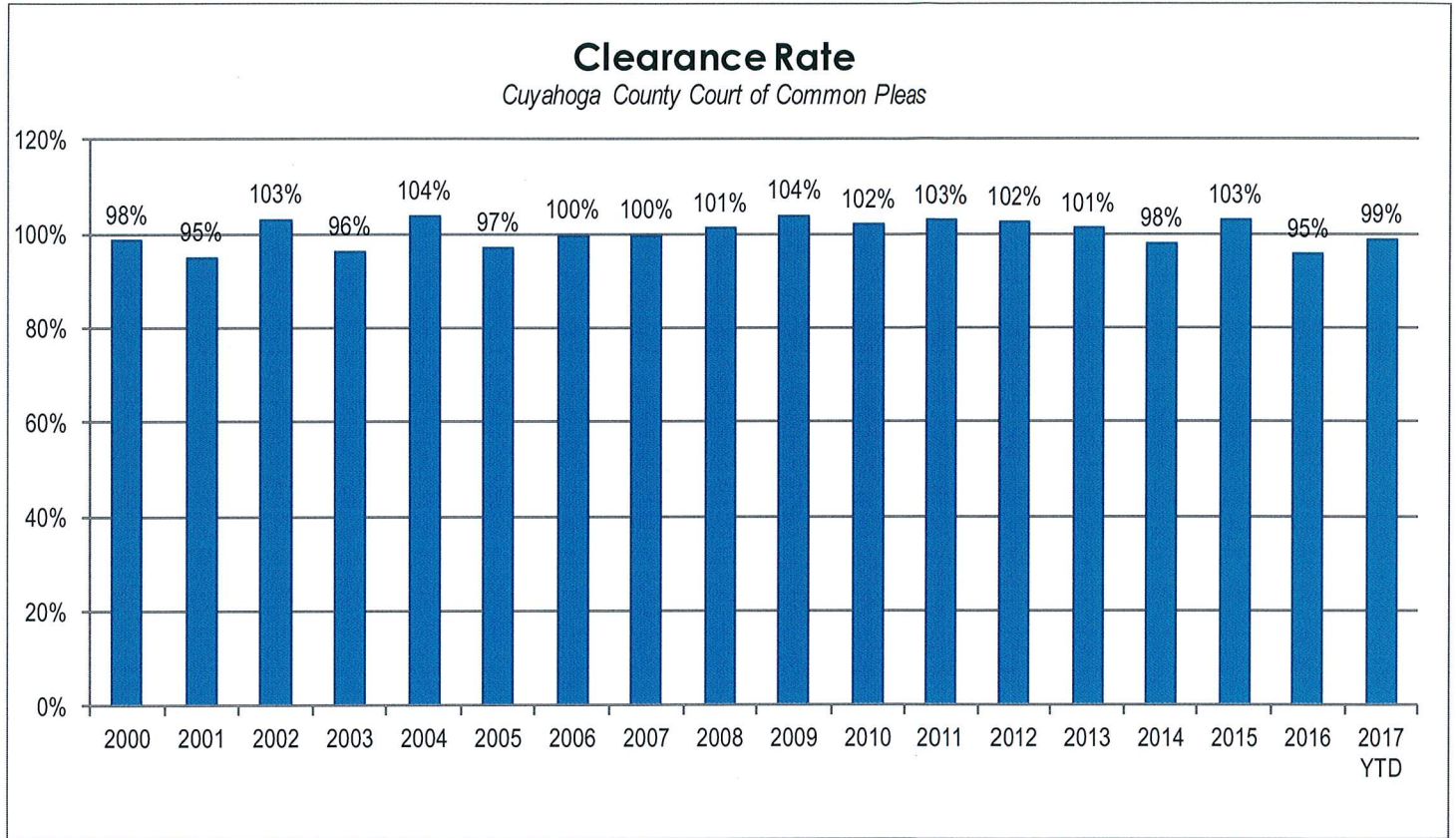
Pending Criminal Cases End of Period

The following chart represents the total number of cases pending at the end of the reporting period from 2000 – December 2017. Pending criminal cases at the end of the period is determined by adding the total number of pending cases at the beginning of the reporting period, and all newly filed, re-activated and transferred in cases. The total number of cases terminated in the period is subtracted from the sum total pending at the beginning of the period to give the value pending at the end of the period.



Clearance Rate

The Clearance Rate is the total number of outgoing cases as a percentage of the number of incoming cases. Clearance rate measures whether the court is keeping up with its incoming caseload. If cases are not disposed in a timely manner, a backlog of cases awaiting disposition will grow. A Clearance Rate of 100% indicates that at least as many cases have been filed, reopened, or reactivated in a period have been disposed.



Arrest to Disposition Timeline

Arrest to disposition timeline is a method to measure how felony cases flow through the Cuyahoga County Criminal Justice System. By capturing how long a case takes to move from stage to stage, we can examine where problems may exist and where potential improvements in case processing can be made.

The source data was extracted from the Cuyahoga County Court of Common Pleas Case Management System. The overall population of sample data was based on cases terminated in a given month excluding cases that have gone through diversion programs. A case is defined as a defendant and all charges involved in a single incident. The period for the extracted data is from December 2017.

The stages examined were:

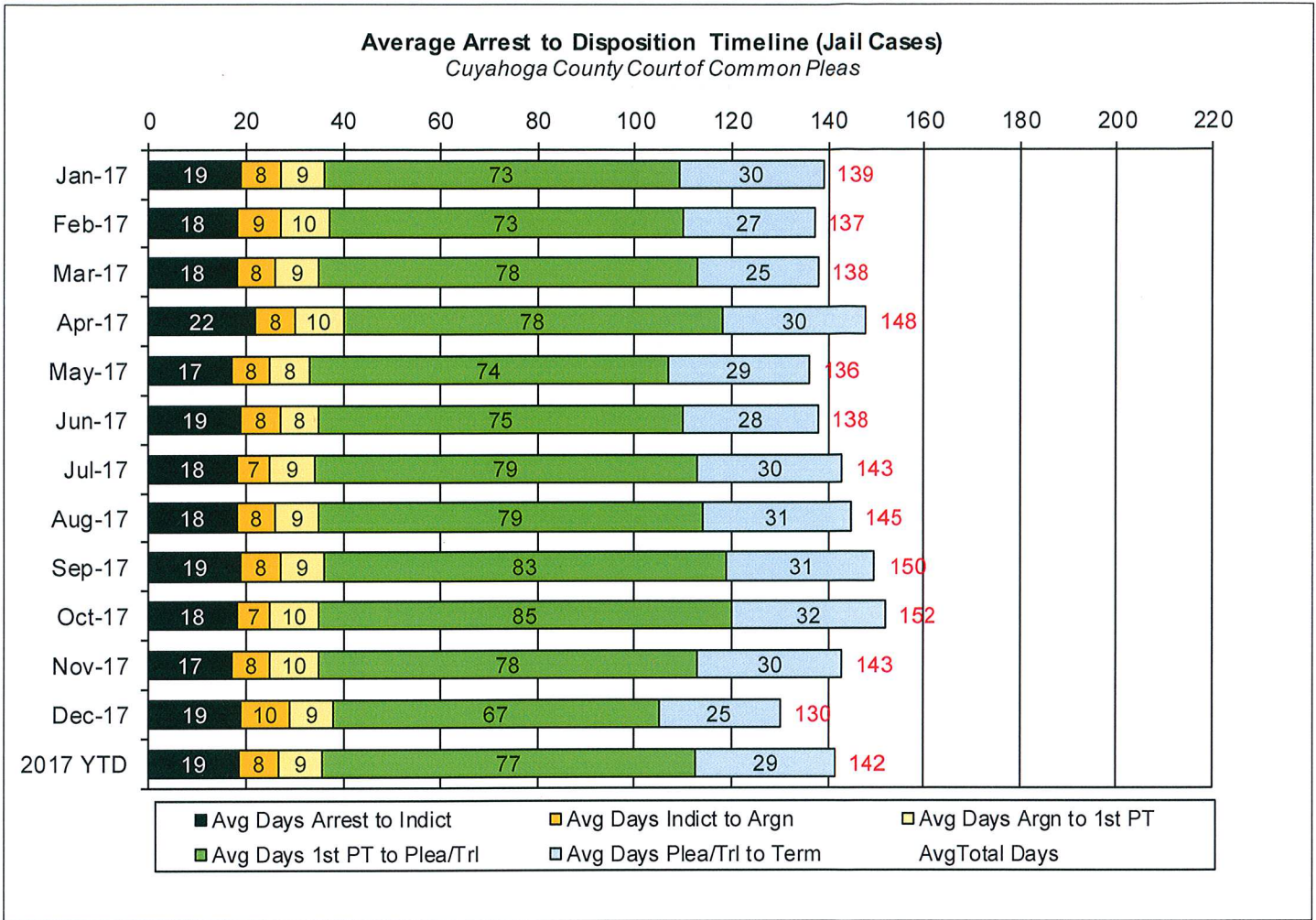
Arrest to Indictment
Indictment to Arraignment
Arraignment to 1st Pre-Trial
1st Pre-Trial to Plea/Trial
Plea/Trial to Termination

Due to the fact that each case may or may not have all of the stage date elements, a method to arrive at stage averages was applied. For a case to be included in the average for a stage there would need to be both dates for the given stage. A case would be included in the Arrest to Indictment stage if both arrest date and indictment date were available. This method was applied to each of the five stages. Next we calculated the total number of cases that met the date criteria for each of the ranges and also the total number of days between each date. To arrive at an average, the total number of days for each case in each range was calculated and divided by the total number of cases that met the date criteria. If a case had a time period or periods where the defendant was capiased or referred to the Psych Clinic, that amount of time was subtracted from the appropriate range. For re-indicted cases, the original arrest date is used.

The following three charts are for Jail, Non-Jail and combined Jail and Non-Jail cases. Jail and Non-Jail cases are defined by the posting of bond prior to plea or trial.

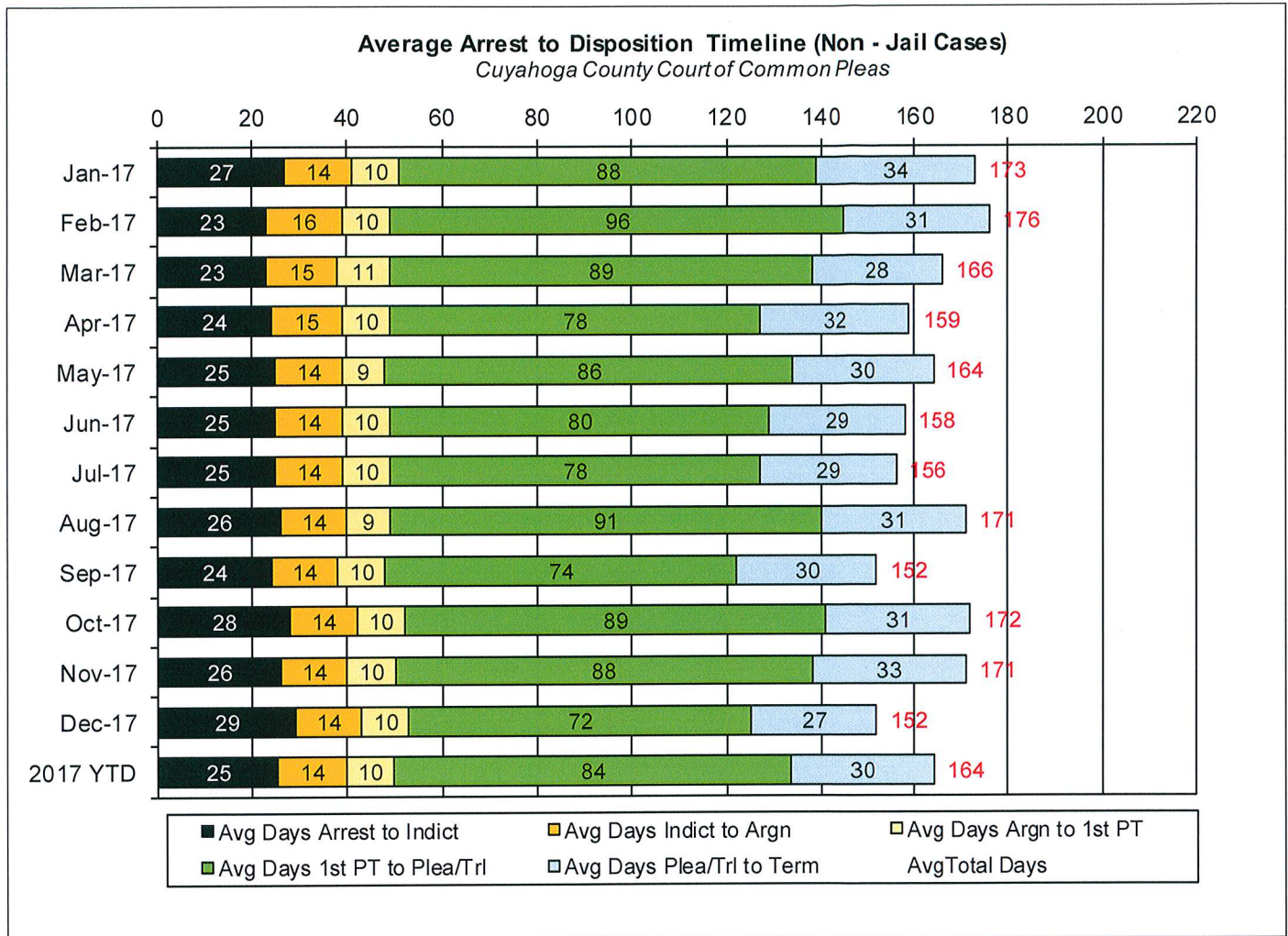
CUYAHOGA COUNTY COMMON PLEAS COURT

Average Arrest to Disposition Timeline (Jail Cases)



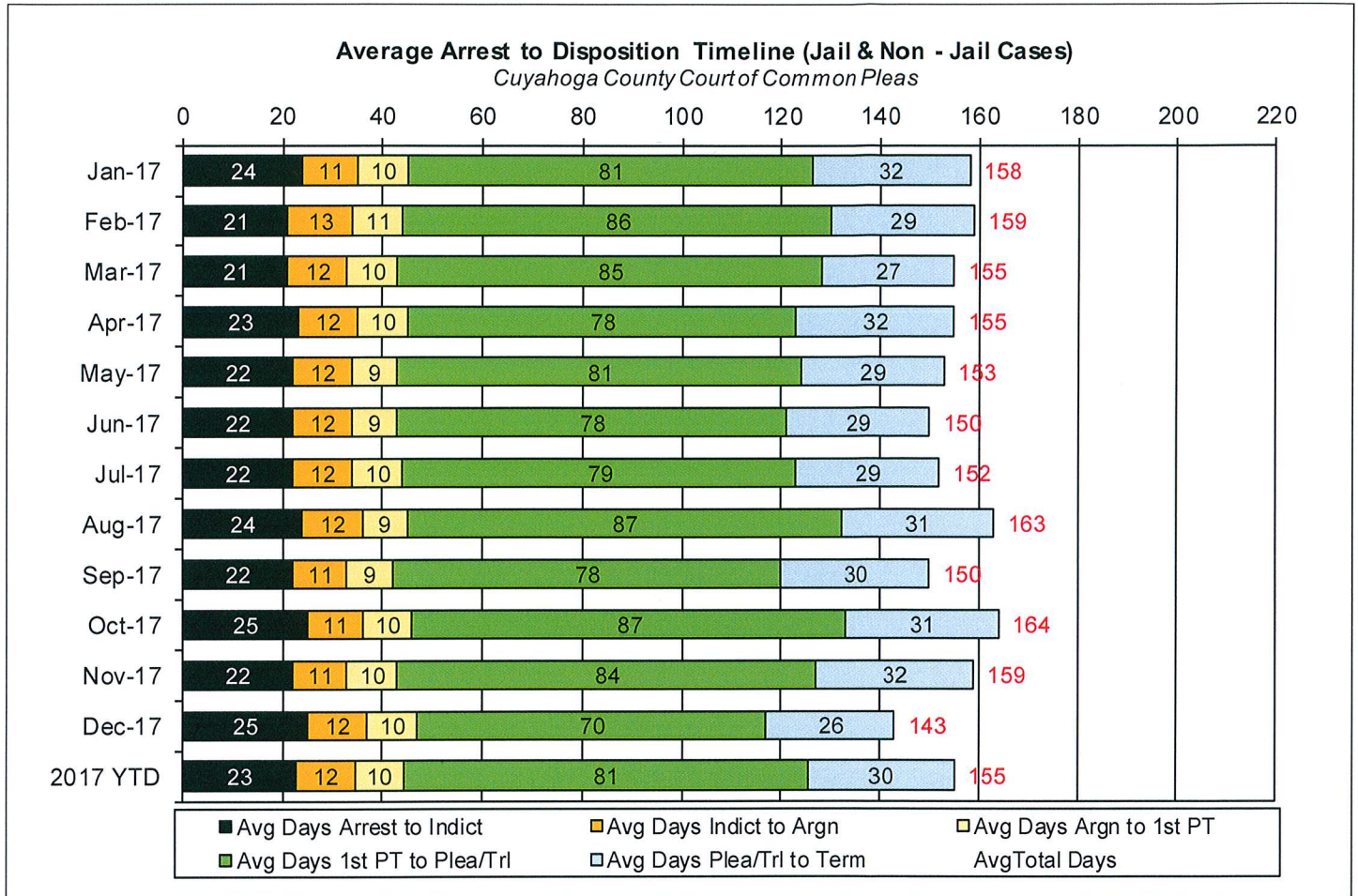
CUYAHOGA COUNTY COMMON PLEAS COURT

Average Arrest to Disposition Timeline (Non-Jail Cases)



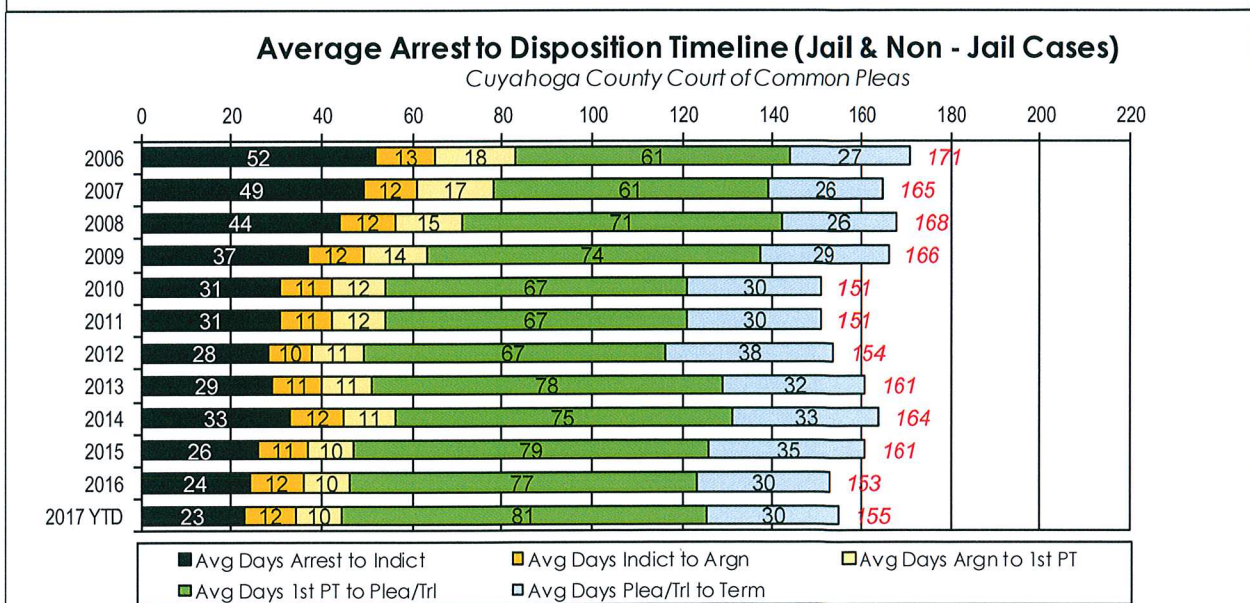
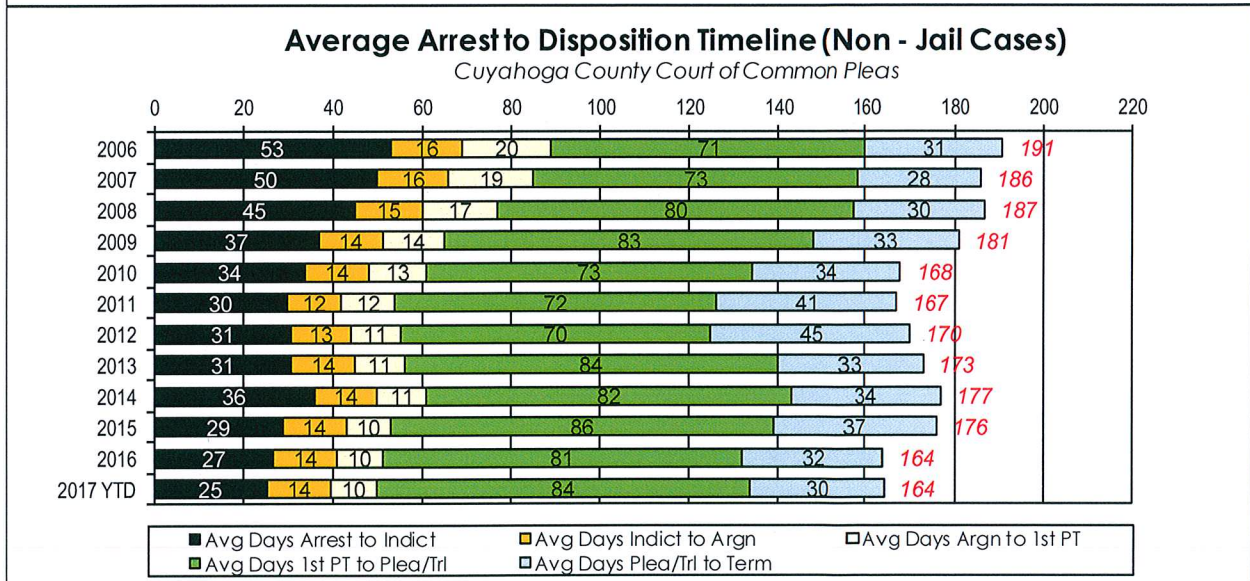
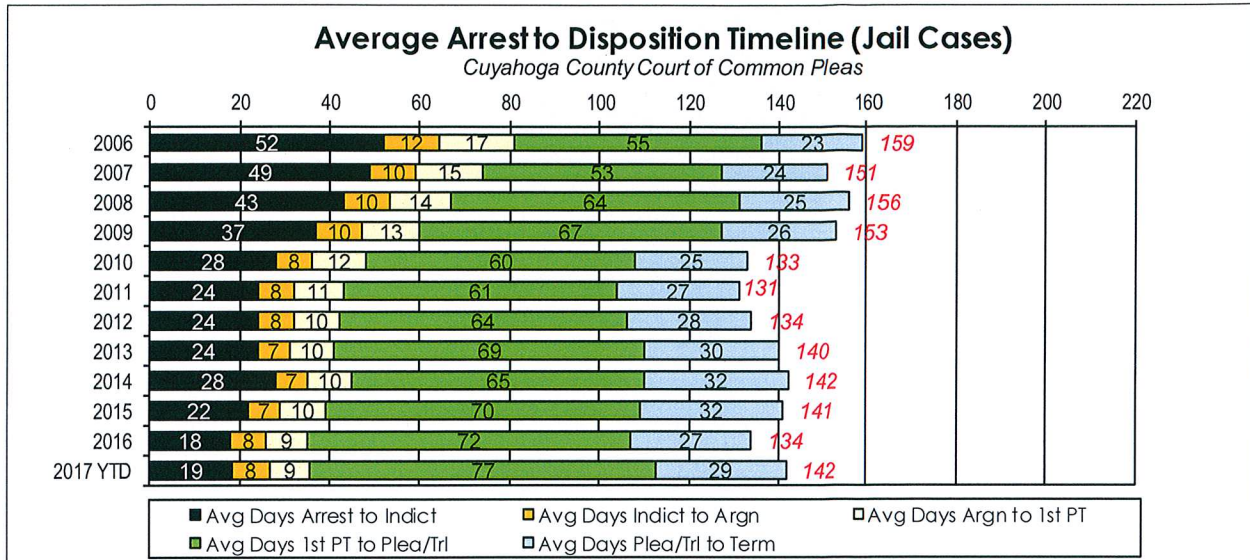
CUYAHOGA COUNTY COMMON PLEAS COURT

Average Arrest to Disposition Timeline (Jail and Non-Jail Cases)



CUYAHOGA COUNTY COMMON PLEAS COURT

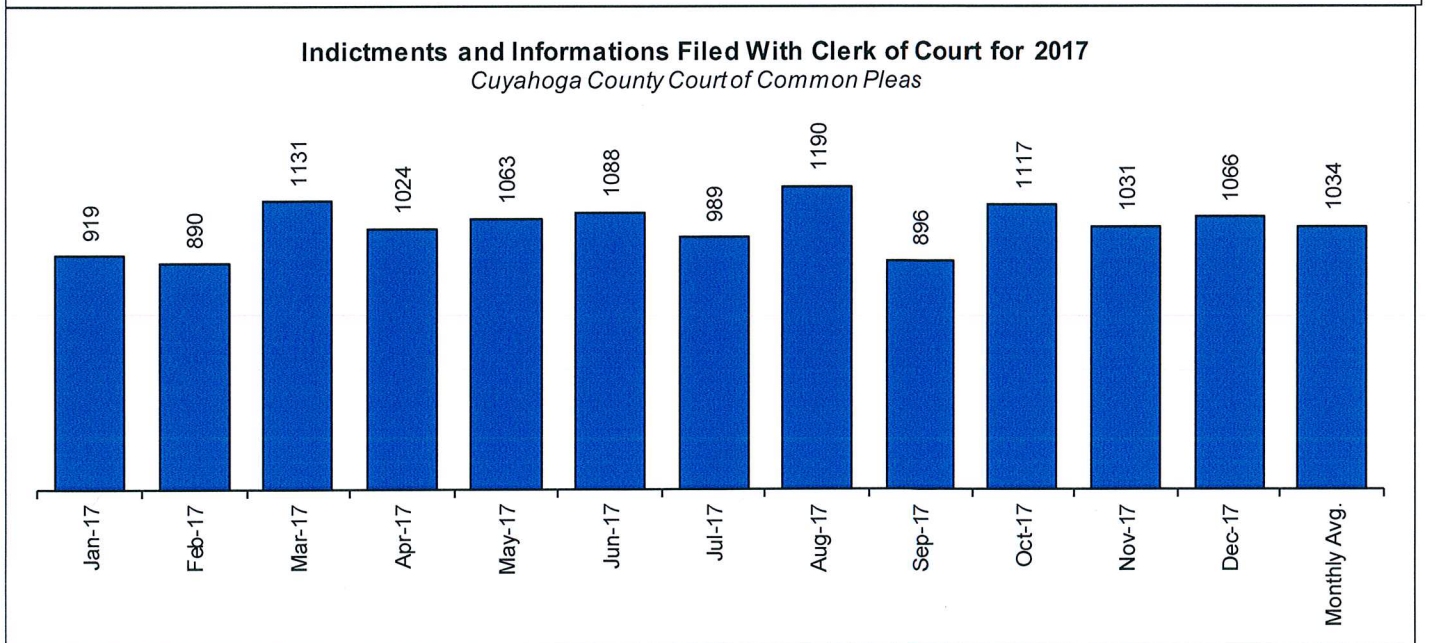
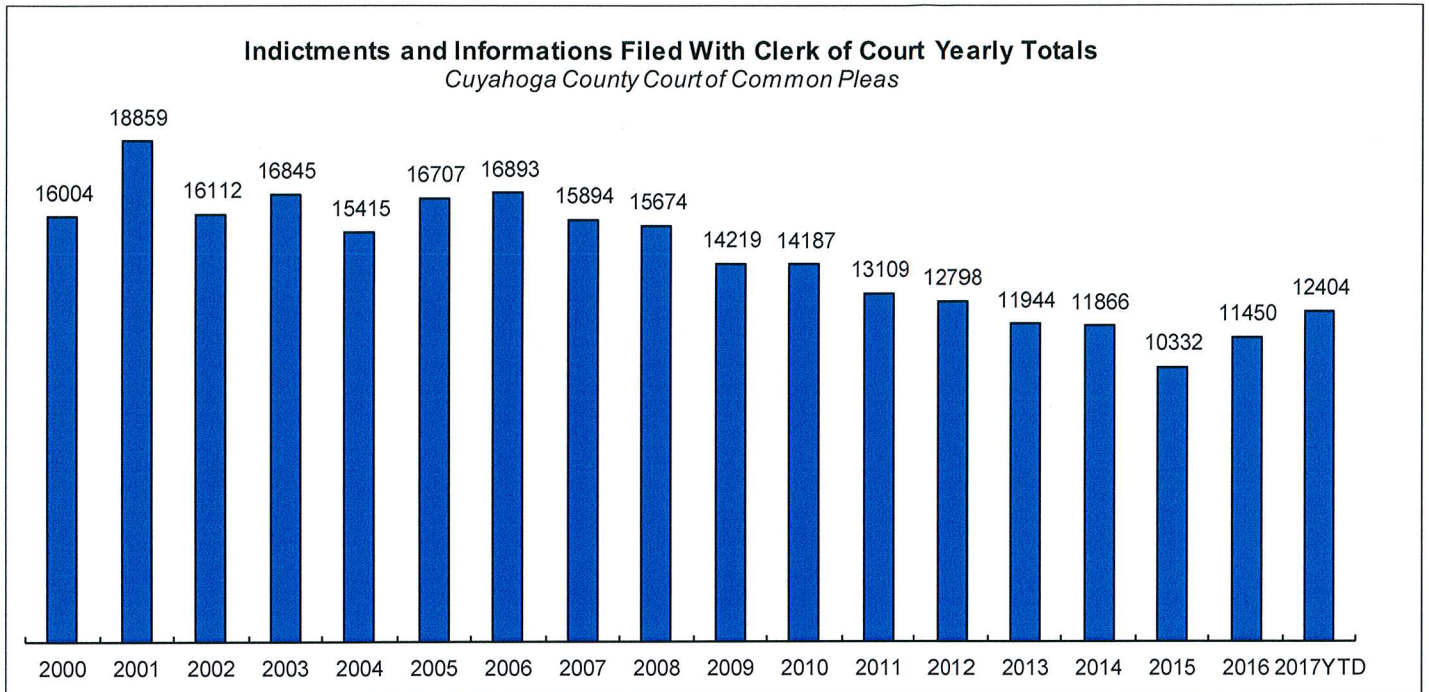
Yearly Average Arrest to Disposition Timeline



CUYAHOGA COUNTY COMMON PLEAS COURT

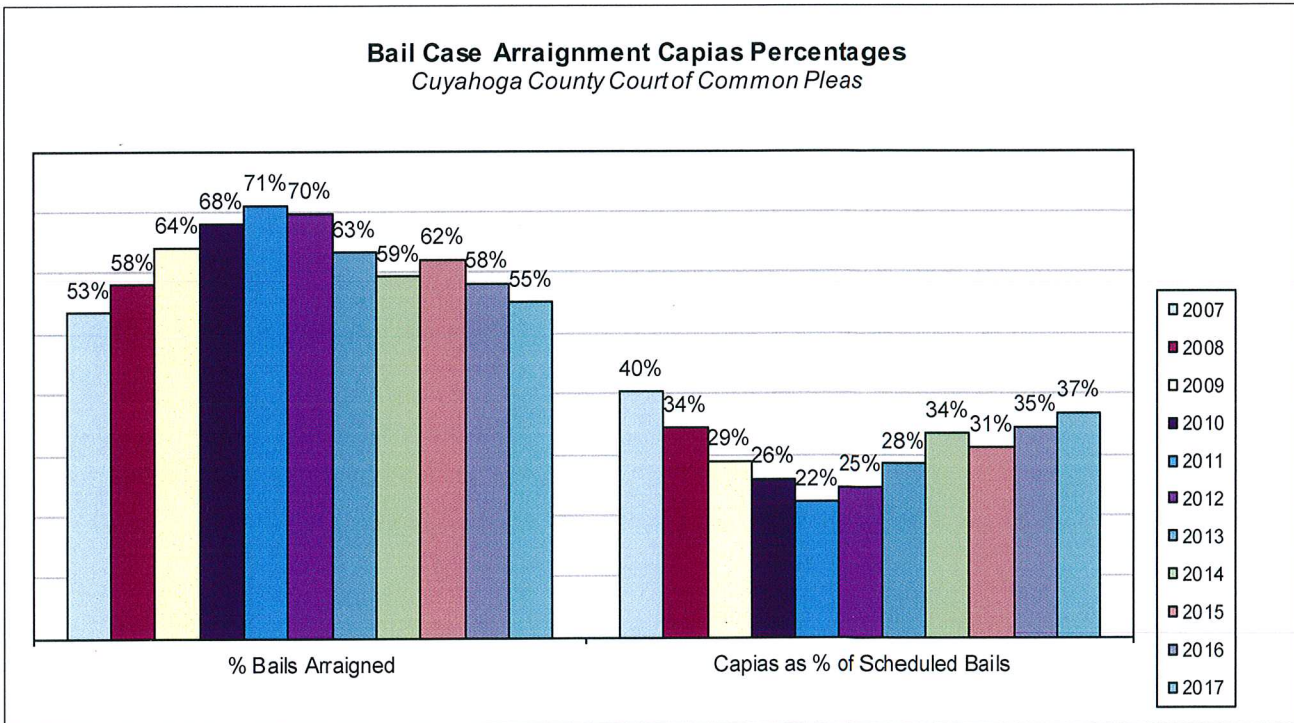
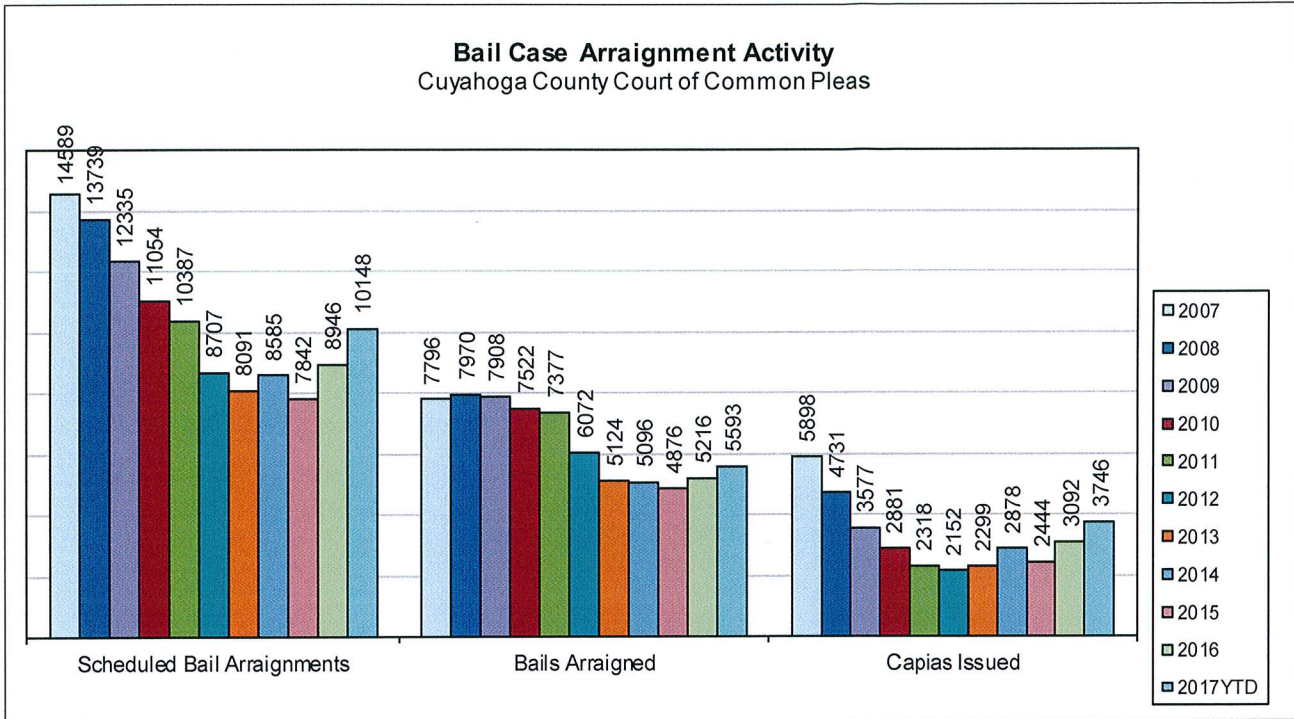
Indictments and Informations Filed With the Clerk of Courts

The following charts are reflective of Indictments and Informations filed with the Criminal Clerk of Courts from 2000. The source for this information was the Criminal Clerk's Office.



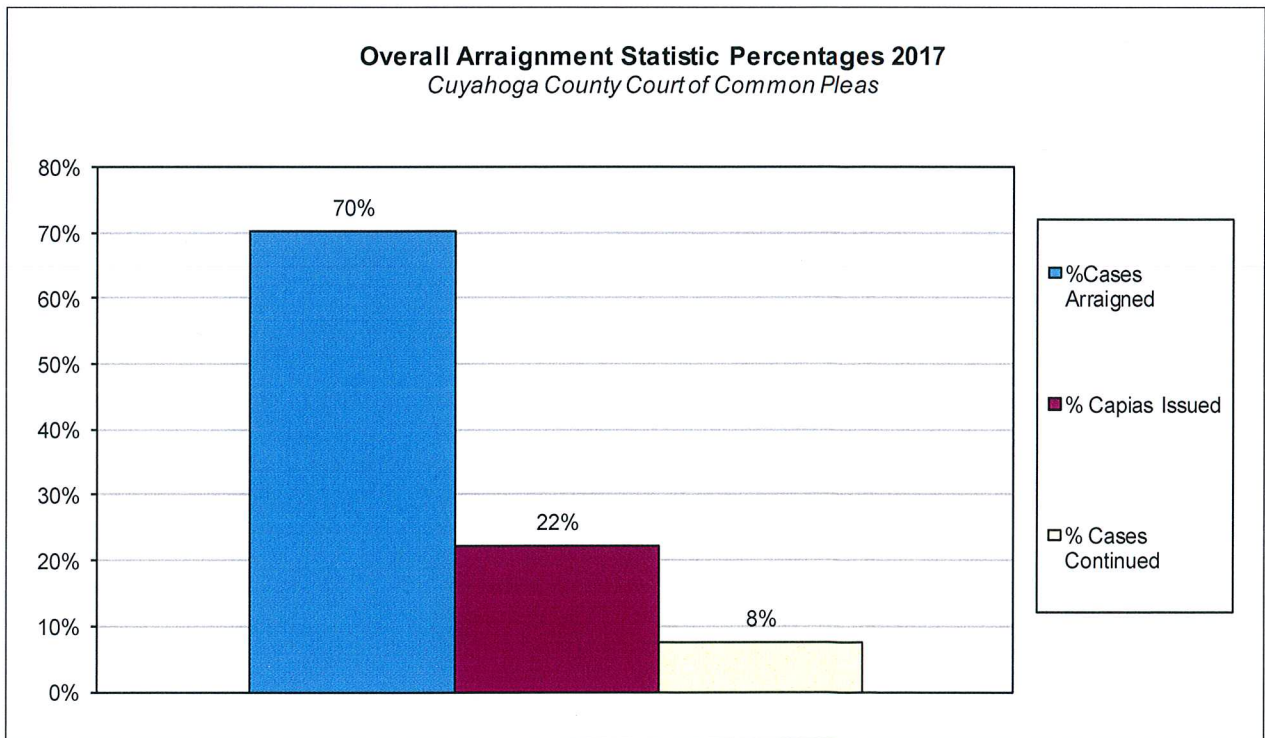
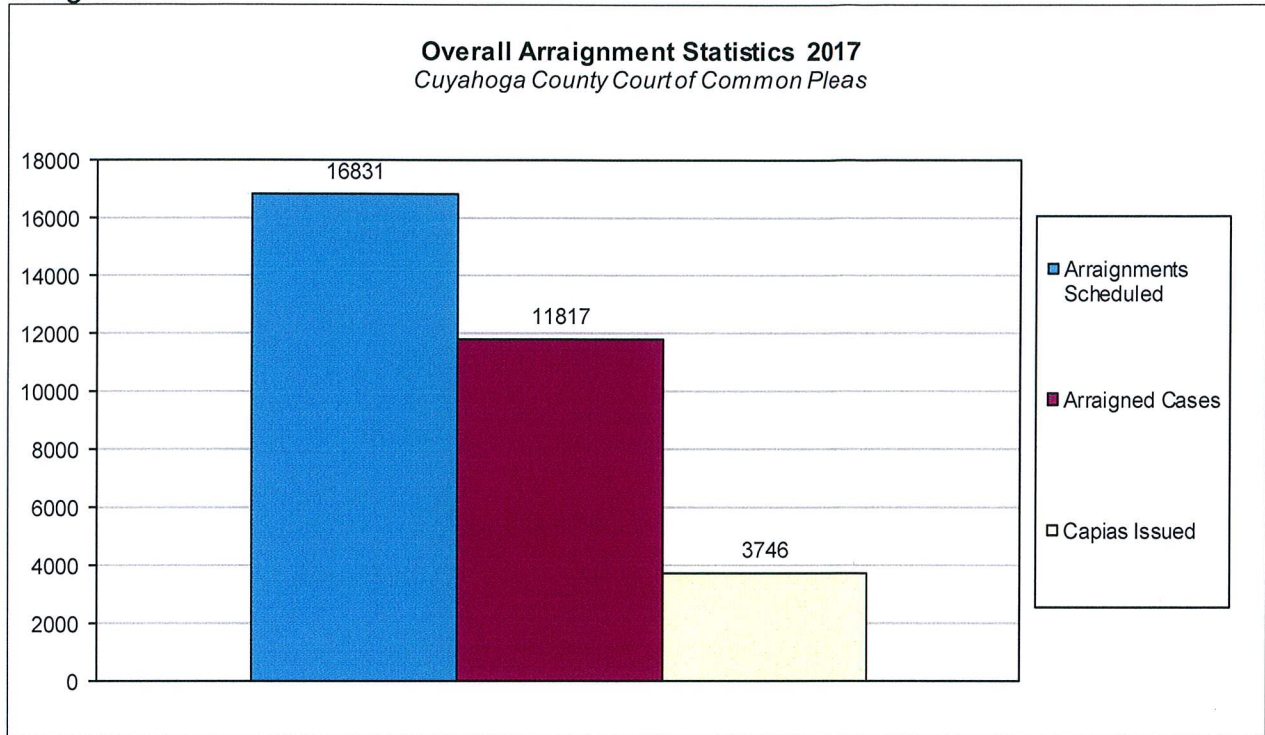
Bail Case Arraignment Activity

The following charts are reflective of arraignment activity where the defendant was not incarcerated at the time of arraignment. The source for this information was the Criminal Records Department.



Overall Arraignment Statistics

The arraignment statistics were provided by the Criminal Records Department. They are provided to give a representation of arraignment activity in the Court in 2017. These statistics include jail and non – jail arraignments.



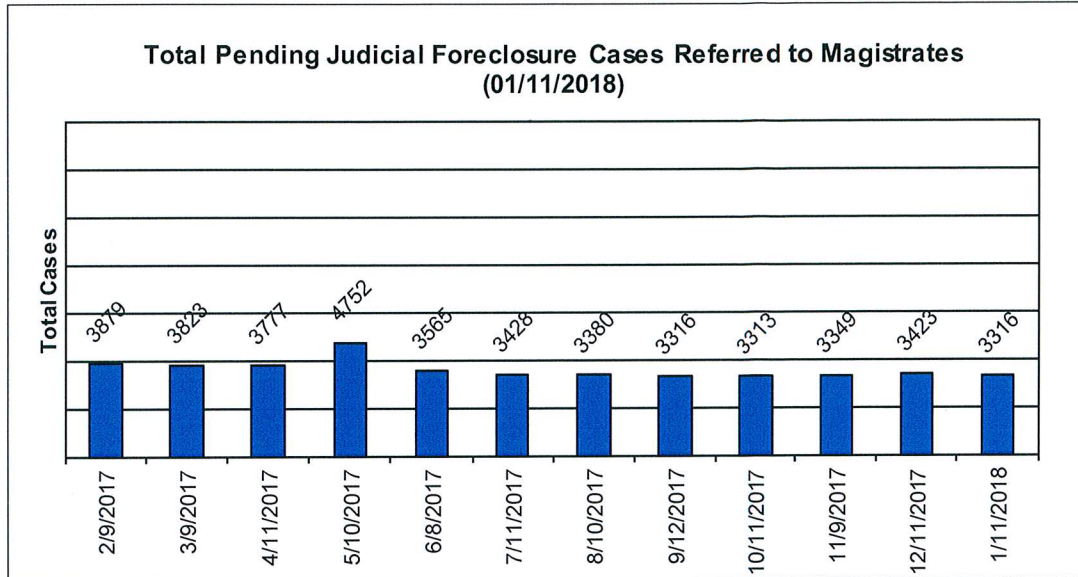
Judicial Foreclosure Statistics¹

¹ For clarification purposes, Foreclosure cases in this report are identified as Judicial Foreclosure filings (filing codes 1460 (Foreclosure Marsh. Of Lien), 1465(Tax Lien), 1466 (Tax Certificate), 1470 (Quiet Title), and 1480 (Partition)). These cases are different from Board of Revision Foreclosures, which are not reported here.

CUYAHOGA COUNTY COMMON PLEAS COURT

Total Pending Judicial Foreclosure Cases Referred to Magistrates

The following chart is a display of the total number of pending Judicial Foreclosure cases referred to the Magistrates on specific dates. The table below shows the number of these cases pending from each year since 2000.

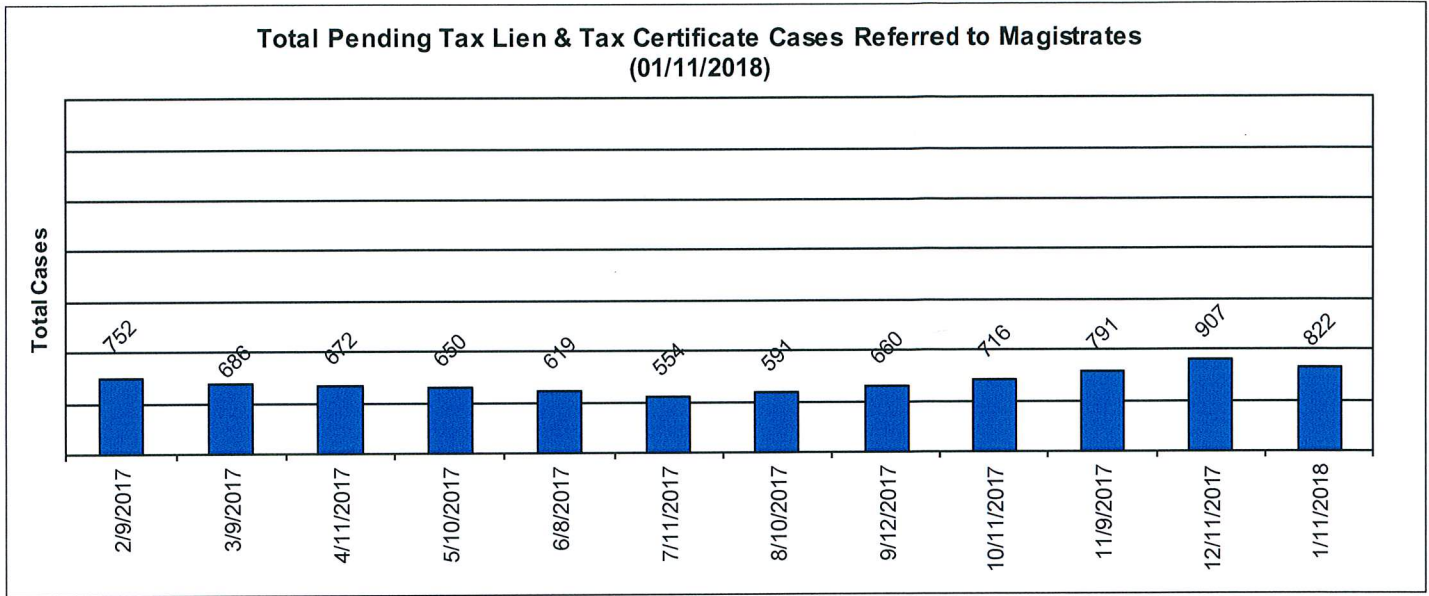


	As of:	2/9/2017	3/9/2017	4/11/2017	5/10/2017	6/8/2017	7/11/2017	8/10/2017	9/12/2017	10/11/2017	11/9/2017	12/11/2017	1/11/2018
Year													
1992					1	1	1	1	1	1	1	1	1
2000		0	0	0	0	0	0	0	0	0	0	0	0
2001		0	0	0	0	0	0	0	0	0	0	0	0
2002		0	0	0	0	0	0	0	0	0	0	0	0
2003		1	1	0	0	0	0	0	0	0	0	0	0
2004		0	0	0	0	0	0	0	0	0	0	0	0
2005		0	0	0	0	0	0	0	0	0	0	0	0
2006		0	1	0	0	0	0	0	0	0	0	0	0
2007		1	3	1	1	1	1	1	1	1	1	1	1
2008		1	1	1	1	1	1	1	1	1	0	0	0
2009		2	2	2	2	2	3	3	3	2	2	1	0
2010		3	4	3	3	1	0	0	0	0	0	0	0
2011		7	4	5	4	5	5	5	4	4	4	4	2
2012		7	7	7	7	9	5	4	3	2	2	3	3
2013		16	13	11	11	12	12	8	5	5	3	3	4
2014		74	66	62	59	53	49	43	38	27	25	19	21
2015		367	317	265	223	191	157	134	112	100	91	79	72
2016		2909	2508	2066	1739	1389	1148	928	748	615	481	375	318
2017		491	896	1354	2701	1900	2046	2252	2400	2555	2739	2937	2810

CUYAHOGA COUNTY COMMON PLEAS COURT

Total Pending Tax Lien & Certificate Cases Referred to Magistrates

The following chart is a display of the number of pending tax Judicial Foreclosure cases referred to the Magistrates on specific dates. The table below shows the number of pending tax Judicial Foreclosure cases in each year since 2000.




	As of:	2/9/2017	3/9/2017	4/11/2017	5/10/2017	6/8/2017	7/11/2017	8/10/2017	9/12/2017	10/11/2017	11/9/2017	12/11/2017	1/11/2018
Year													
2000		0	0	0	0	0	0	0	0	0	0	0	0
2001		0	0	0	0	0	0	0	0	0	0	0	0
2002		0	0	0	0	0	0	0	0	0	0	0	0
2003		0	0	0	0	0	0	0	0	0	0	0	0
2004		0	0	0	0	0	0	0	0	0	0	0	0
2005		0	0	0	0	0	0	0	0	0	0	0	0
2006		0	0	0	0	0	0	0	0	0	0	0	0
2007		0	0	0	0	0	0	0	0	0	0	0	0
2008		0	0	0	0	0	0	0	0	0	0	0	0
2009		0	0	0	0	0	1	1	1	1	1	1	0
2010		1	1	1	1	1	0	0	0	0	0	0	0
2011		2	1	1	0	0	0	0	1	1	1	1	1
2012		0	0	0	1	1	0	0	1	2	2	2	2
2013		3	3	1	2	2	3	3	2	2	1	1	1
2014		17	14	15	15	14	13	8	7	7	7	4	4
2015		83	73	60	46	38	28	18	15	13	13	12	9
2016		584	484	381	310	230	184	147	124	103	71	57	50
2017		62	110	213	275	333	325	414	510	587	695	829	755
Total		752	686	672	650	619	554	591	660	716	791	907	822

CUYAHOGA COUNTY COMMON PLEAS COURT

Percentage of Pending Judicial Foreclosure Cases By Filing Year

The following chart is a representation of the total number of pending Judicial Foreclosure cases by filing year expressed as a percentage on a specific date. The table below is the supporting data for this chart.

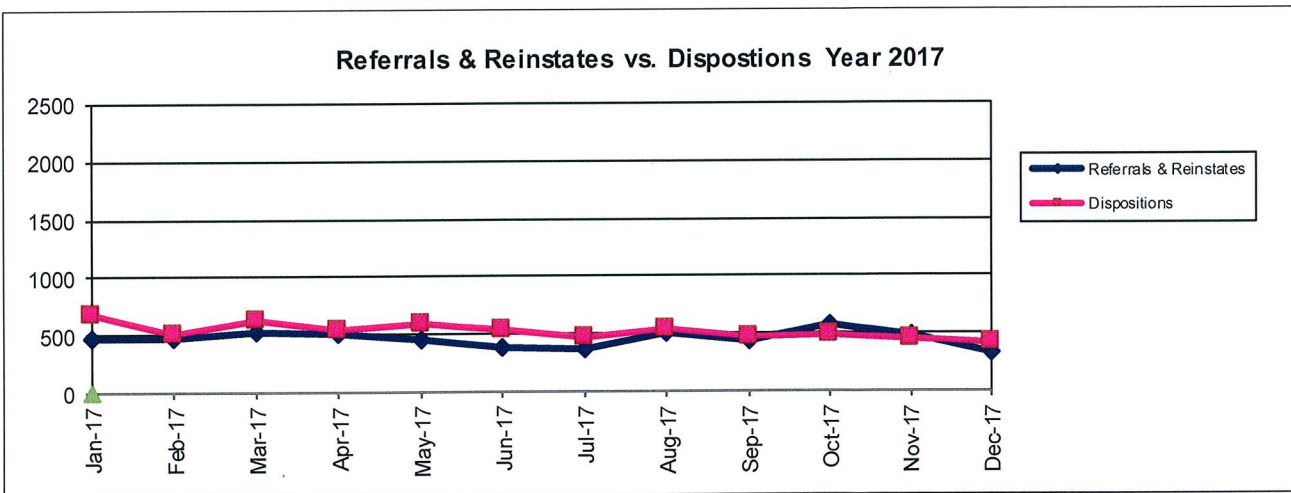
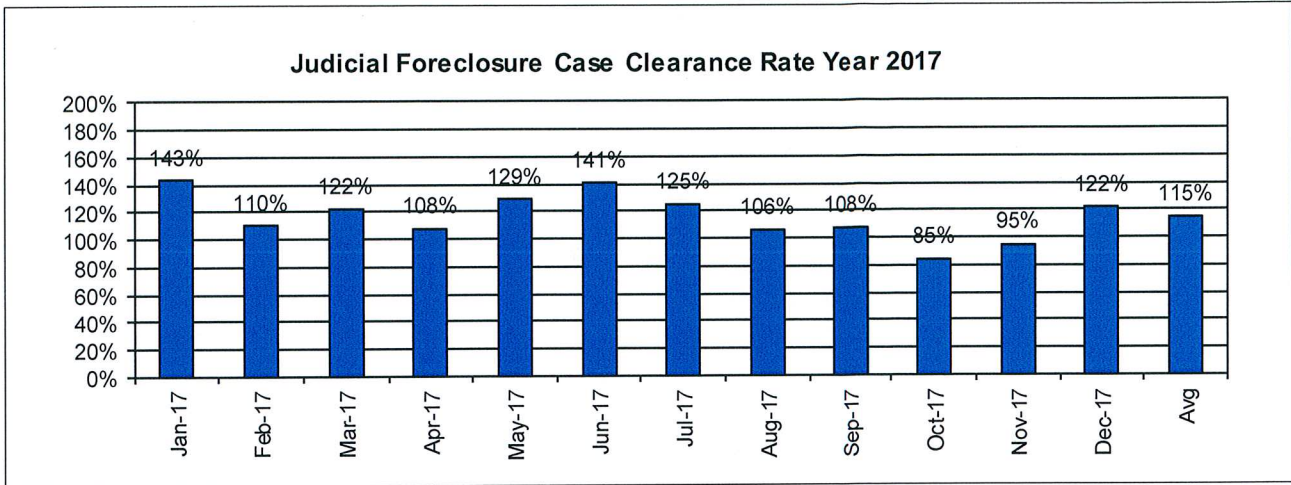


Year	As of:	1/11/2018	% of Total
1992		1	0.03%
2000		0	0.00%
2001		0	0.00%
2002		0	0.00%
2003		0	0.00%
2004		0	0.00%
2005		0	0.00%
2006		0	0.00%
2007		1	0.03%
2008		0	0.00%
2009		0	0.00%
2010		0	0.00%
2011		2	0.06%
2012		3	0.09%
2013		4	0.12%
2014		21	0.63%
2015		72	2.17%
2016		318	9.59%
2017		2810	84.74%

CUYAHOGA COUNTY COMMON PLEAS COURT

Judicial Foreclosure Clearance Rate Year 2017

The Clearance Rate is the number of outgoing cases as a percentage of the number of incoming cases. Clearance rate measures whether the court is keeping up with its incoming caseload. If cases are not disposed in a timely manner, a backlog of cases awaiting disposition will grow. A Clearance Rate of 100% indicates that at least as many cases as have been filed, reopened, or reactivated in a period have been disposed.

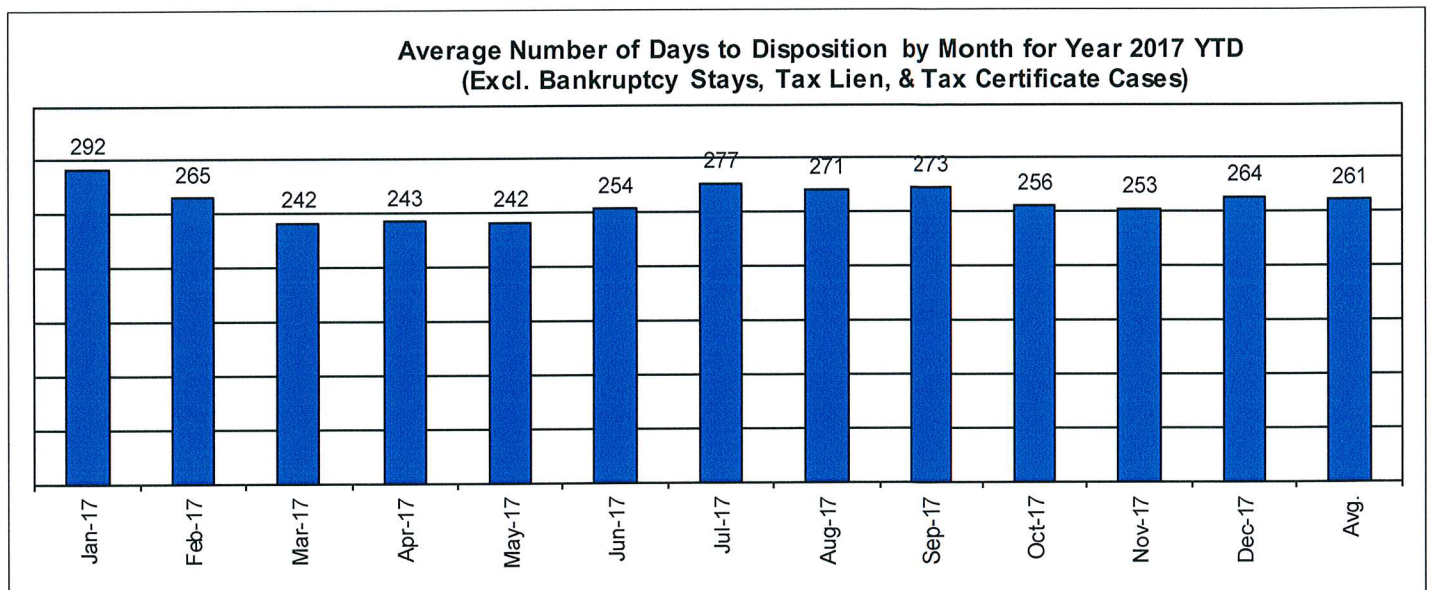
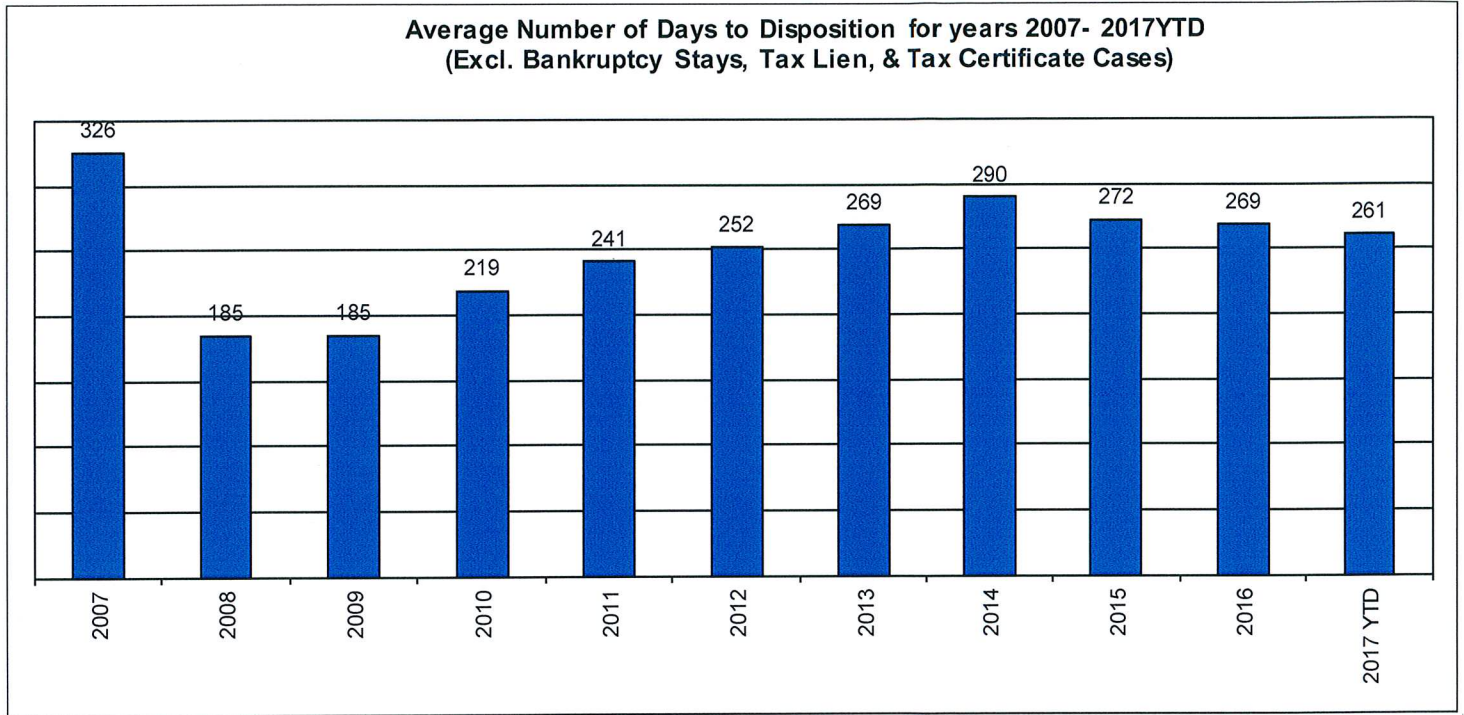


	Referrals & Reinstates	Dispositions	Clearance Rate
Jan-17	471	674	143%
Feb-17	466	513	110%
Mar-17	518	632	122%
Apr-17	499	538	108%
May-17	459	590	129%
Jun-17	380	535	141%
Jul-17	371	464	125%
Aug-17	509	541	106%
Sep-17	430	463	108%
Oct-17	583	493	85%
Nov-17	484	460	95%
Dec-17	339	412	122%
Avg	459	526	115%
Total	5509	6315	

CUYAHOGA COUNTY COMMON PLEAS COURT

Avg. Number of Days to Disp. (Excl. Bank. Stays & Tax Lien & Tax Cert.)

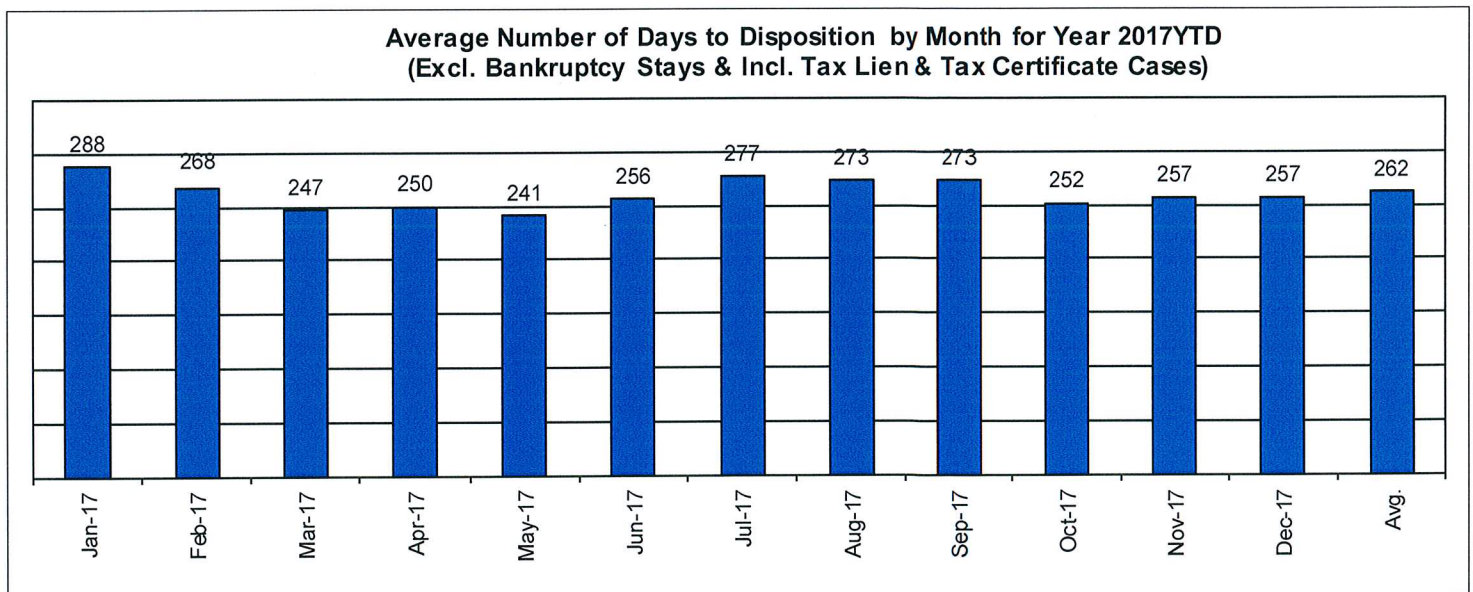
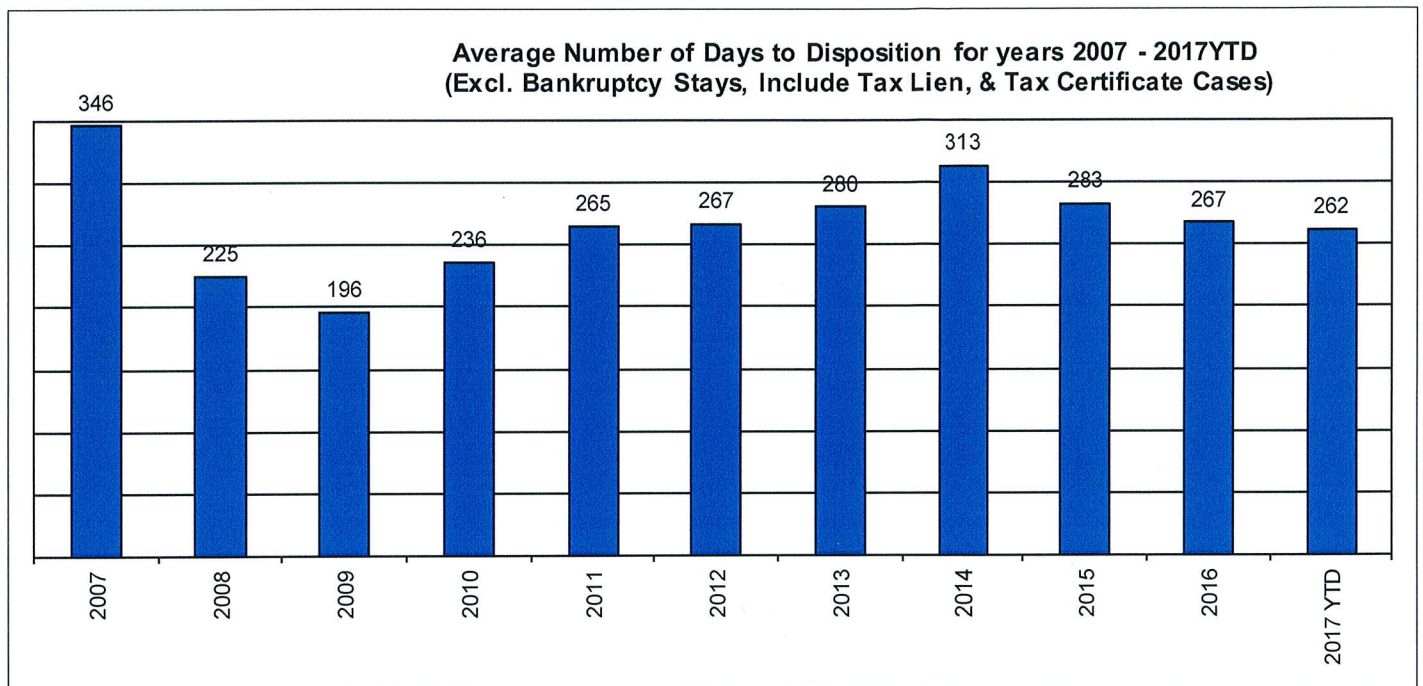
The average number of days to disposition is the number of days from filing to a final disposition entry being filed with the Clerk of Court. The data sample is based on all judicial foreclosure cases terminated by decree or dismissal (cases terminated by bankruptcy are not included) in a month. Each case is examined to determine the number of days between filing and termination with the periods that a case may have been in bankruptcy subtracted. Adding the total days of all of the cases minus bankruptcy periods and dividing by the total number of cases calculates the average. In the following chart, tax judicial foreclosure cases are excluded.



CUYAHOGA COUNTY COMMON PLEAS COURT

Avg. Number of Days to Disp. (Excl. Bank. Stays & Incl. Tax Lien & Tax Cert.)

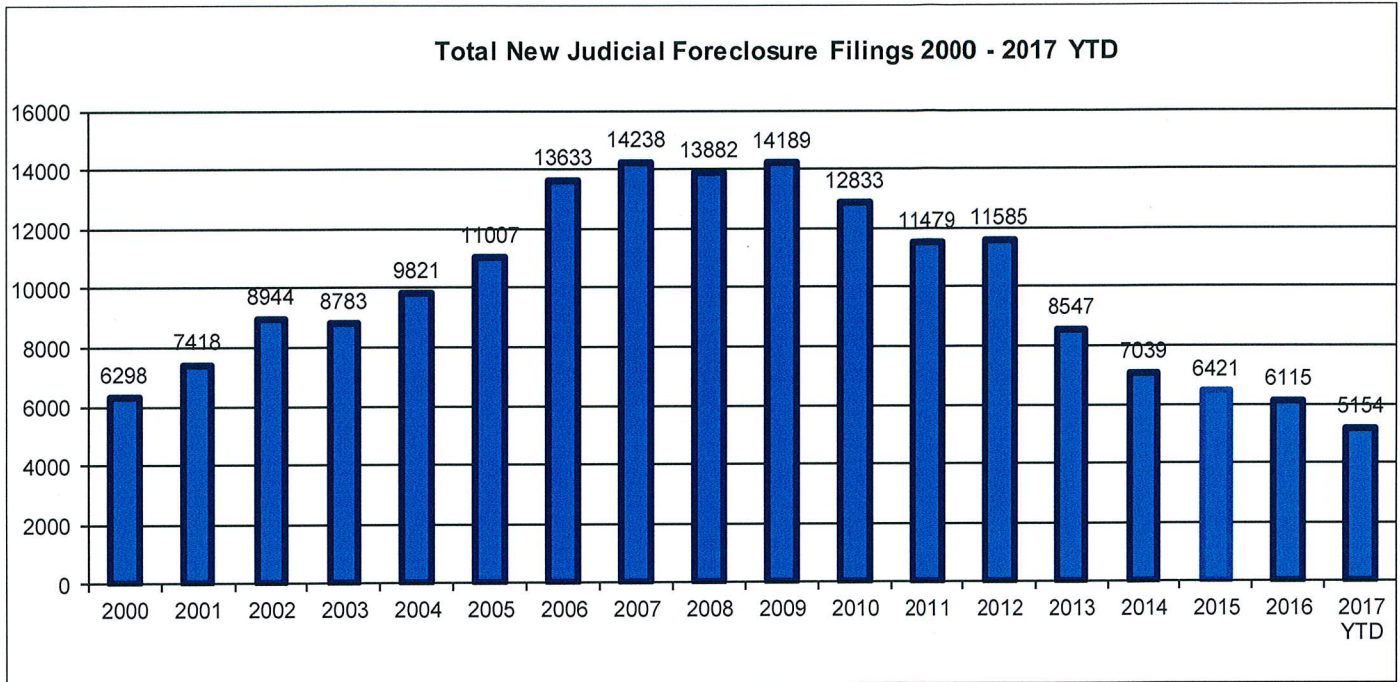
The average number of days to disposition is the number of days from filing to a final disposition entry being filed with the Clerk of Court. The data sample is based on all Judicial Foreclosure cases terminated by decree or dismissal (cases terminated by bankruptcy are not included) in a month. Each case is examined to determine the number of days between filing and termination with the periods that a case may have been in bankruptcy subtracted. Adding the total days of all of the cases minus bankruptcy periods and dividing by the total number of cases calculates the average. In the following chart, all types of Judicial Foreclosure cases are included.



Total New Judicial Foreclosure Filings

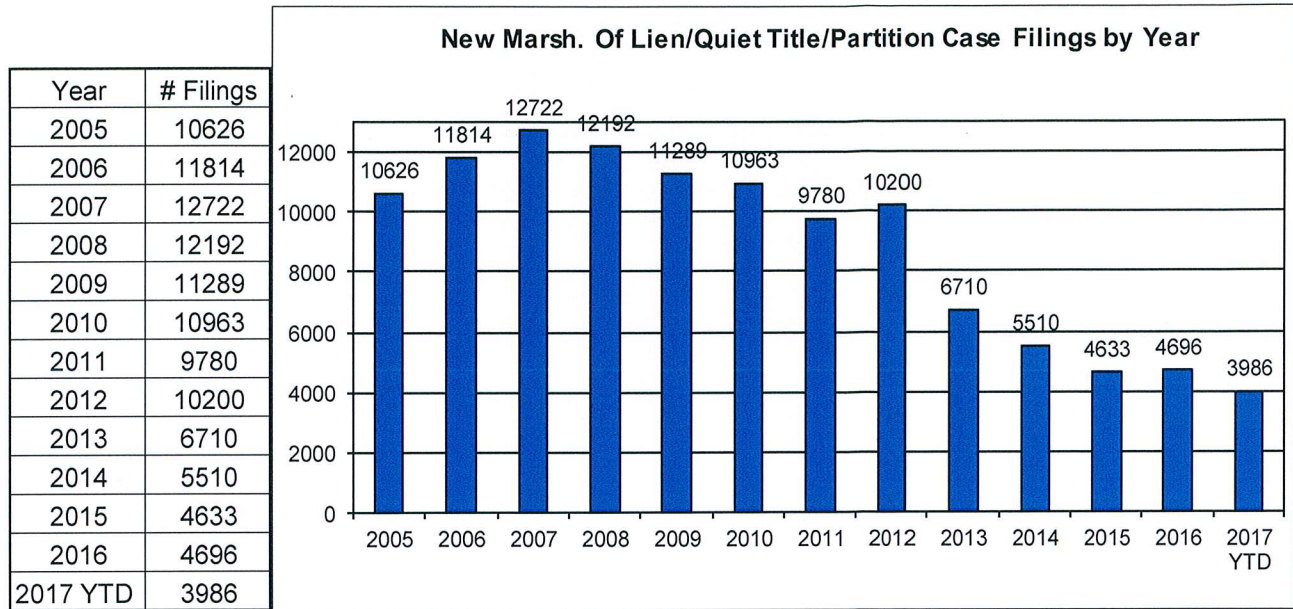
The following charts are provided as a historical view of new judicial foreclosure filings.

1. Total New Judicial Foreclosure Filings from 2000 – 2017 by year
2. Total New Marsh of Lien/Quiet Title/Partition Filings from 2005 – 2017 by month
3. Total New Tax Lien & Tax Certificate Filings for 2005 – 2017 by month
4. Total New Judicial Foreclosure Filings from 2005 – 2017 by month

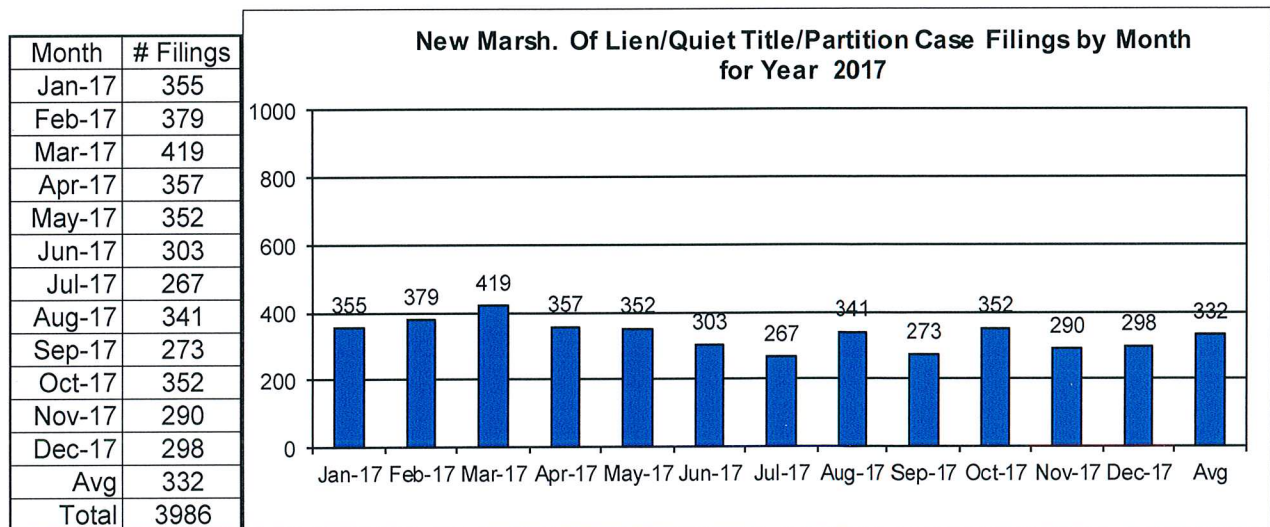


CUYAHOGA COUNTY COMMON PLEAS COURT

New Marsh of Lien/Quiet Title/Partition Case Filings for Years 2005 – 2017 YTD



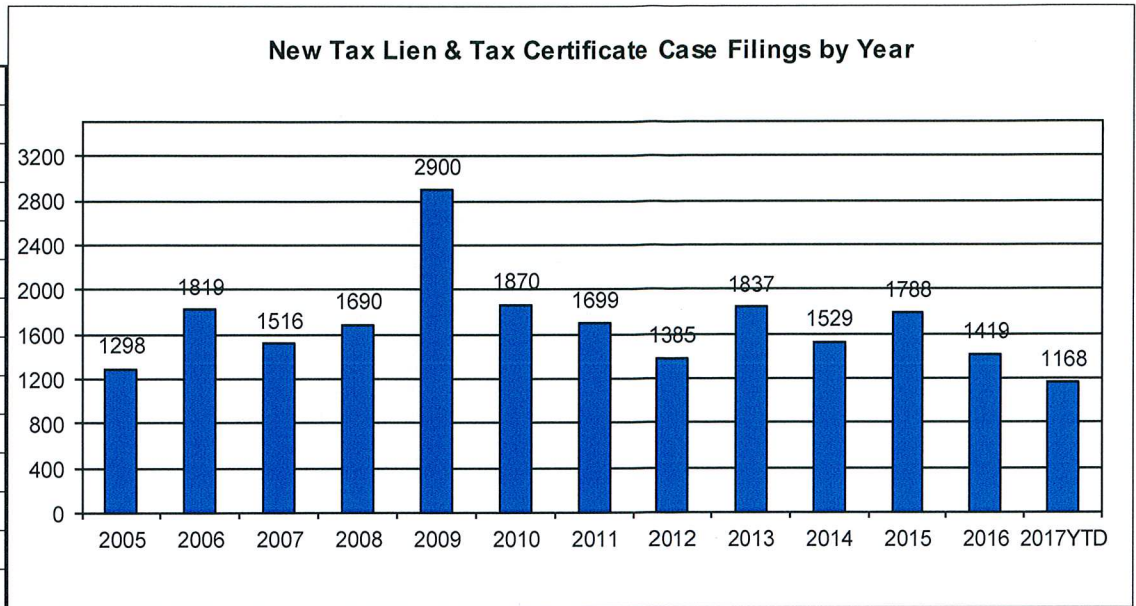
New Marsh of Lien/Quiet Title/Partition Case Filings by month for 2017 YTD



CUYAHOGA COUNTY COMMON PLEAS COURT

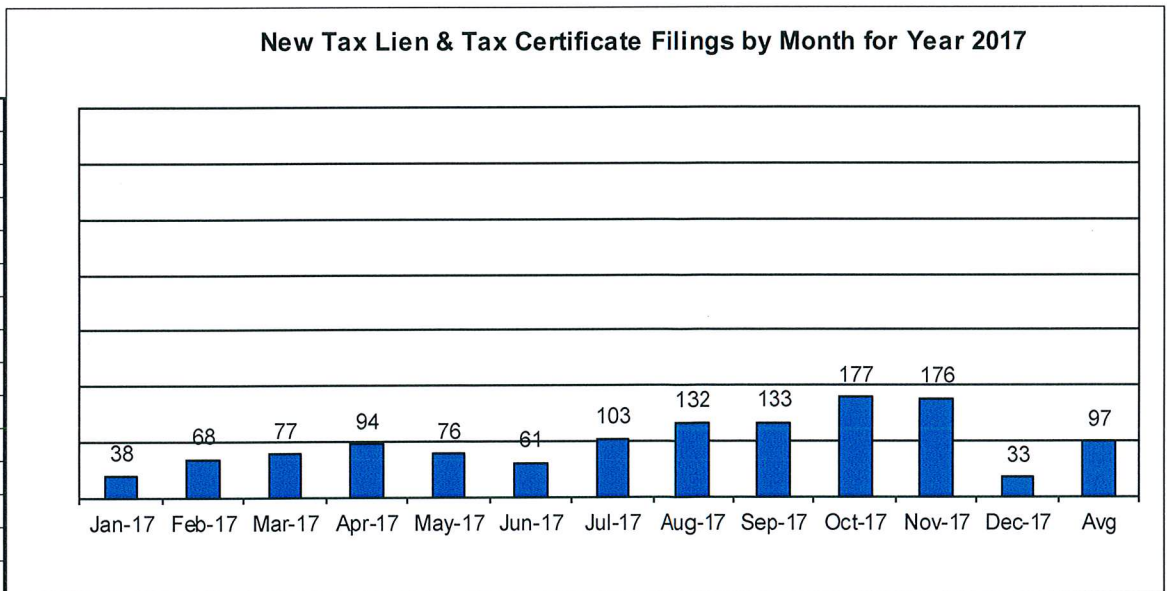
New Tax Lien & Certificate Filings for Years 2005 – 2017 YTD

Year	# Filings
2005	1298
2006	1819
2007	1516
2008	1690
2009	2900
2010	1870
2011	1699
2012	1385
2013	1837
2014	1529
2015	1788
2016	1419
2017YTD	1168



New Tax Lien & Certificate Filings by Month for Year 2017 YTD

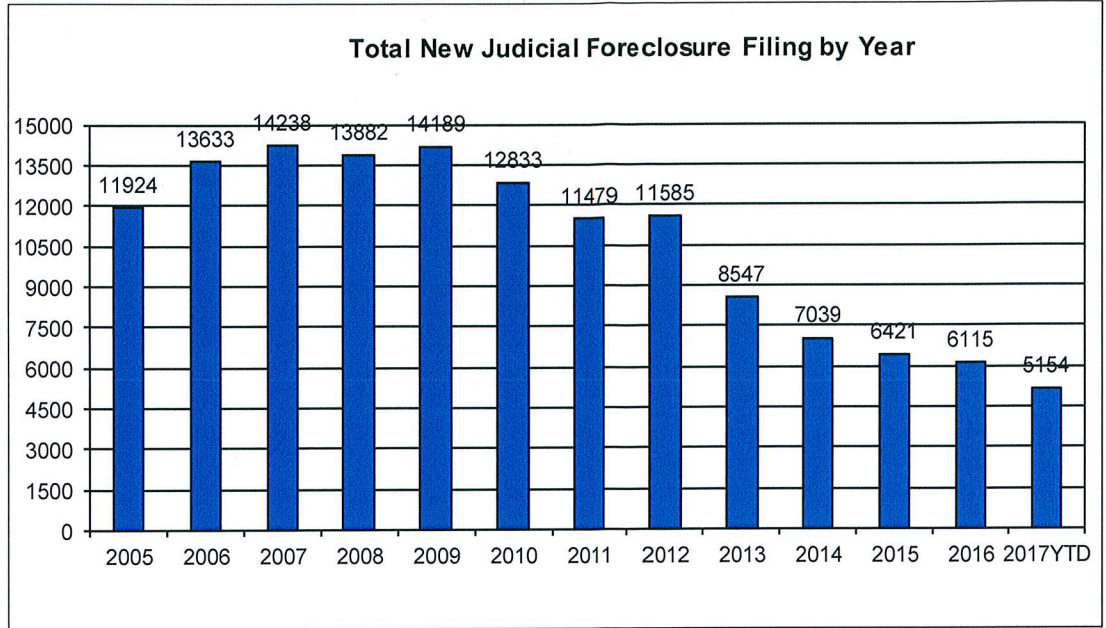
Month	# Filings
Jan-17	38
Feb-17	68
Mar-17	77
Apr-17	94
May-17	76
Jun-17	61
Jul-17	103
Aug-17	132
Sep-17	133
Oct-17	177
Nov-17	176
Dec-17	33
Avg	97
Total	1168



CUYAHOGA COUNTY COMMON PLEAS COURT

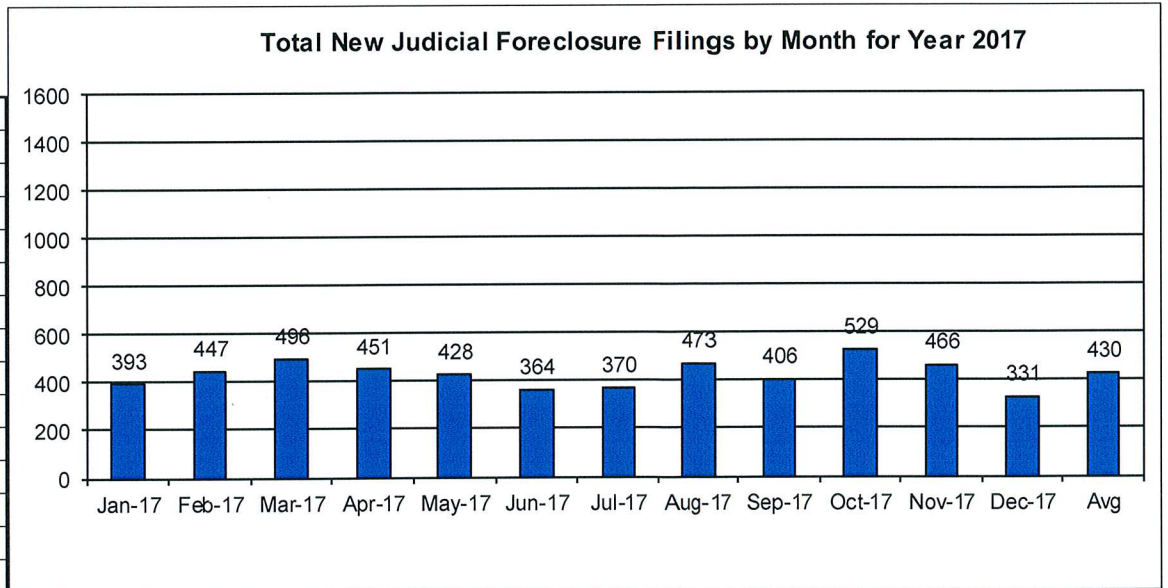
Total New Judicial Foreclosure Filings Years 2005 – 2017 YTD

Year	# Filings
2005	11924
2006	13633
2007	14238
2008	13882
2009	14189
2010	12833
2011	11479
2012	11585
2013	8547
2014	7039
2015	6421
2016	6115
2017 YTD	5154



Total New Judicial Foreclosure Filings by Month for Year 2017 YTD

Month	# Filings
Jan-17	393
Feb-17	447
Mar-17	496
Apr-17	451
May-17	428
Jun-17	364
Jul-17	370
Aug-17	473
Sep-17	406
Oct-17	529
Nov-17	466
Dec-17	331
Avg	430
Total	5154



Magistrate's Monthly Reports

The Magistrates' Monthly Report consists of 5 reports. Below is a description of each.

Magistrate's Monthly Supplemental Journal Entry Report (R415)

Retrieves total number of supplemental entries and Decrees of Confirmation of Sheriff's sale created during a specific period. A supplemental entry is any journal created by a magistrate, which does not close out a case. For example, any magistrate's order (MG) setting a hearing, any journal entry (JE) ruling on a motion, journals confirming Sheriff's sales, etc.).

Magistrate's Full Disposition Count by Magistrate Report (R413)

Retrieves total number of cases disposed of during a specific period. The dispositions are grouped by Magistrate and then broken down by the type of disposition (i. e. Default, Dismissed with Prejudice, Dismissed without Prejudice, etc.) This report can be printed three different ways. Including tax cases (Full Dispositions), excluding tax cases (Non-Tax Dispositions), and Tax cases only (Tax Dispositions).

Magistrate's Monthly Cases Referred/Reinstated Report (R418)

Retrieves newly filed cases referred to the Magistrates Dept. and cases previously disposed by the Magistrates Dept. that are reinstated and re-referred to the magistrates. The cases are separated by Tax (filing code 1465; Tax Judicial Foreclosure & 1466; Tax Certificate Judicial Foreclosure) and Non-Tax (1460; Judicial Foreclosure Marsh. Of Lien, 1480; Partition, 1470; Quiet Title, misc. (i. e. 1391; Contract Other, etc.).

Magistrate's Monthly Hearing Totals Report (R3146)

Retrieves total number of hearings held during one month. The hearings are grouped by Magistrate and then broken down by what type hearing was held (i. e. Default, Pretrial, etc.).

Magistrate's Monthly Case Load Report (R3147)

Retrieves individual caseload totals for individual magistrates during a specific period. The cases are grouped by magistrate and then broken down by case type (i. e. tax judicial foreclosure, tax certificate judicial foreclosure and non-tax judicial foreclosure).

CUYAHOGA COUNTY COURT OF COMMON PLEAS

DATE: 01/11/2018
TIME: 7:32 AM

OFFICE OF THE MAGISTRATES
MAGISTRATE'S MONTHLY SUPPLEMENTALS BY CASE
REPORTING PERIOD: DECEMBER 2017

PAGE: 1
CMSR415D

SUPPLEMENTALS

AUGUSTYN	88
BAKER	237
BUCHA	140
DAY	170
DYKE	166
GONZALEZ	119
HIPPLEY	168
JACKSON	182
KLEIN	193
LUCAS	116
VOZAR	230
WEISS	181
UNACCOUNTED FOR	0

TOTAL 1990

CONFIRMATIONS

TOTAL 6

CUYAHOGA COUNTY COURT OF COMMON PLEAS

OFFICE OF THE MAGISTRATES

Full Disposition Count by Magistrate

REPORTING PERIOD: FROM 12/01/2017 TO 12/31/2017

DATE: 01/11/2018

TIME: 7:33 AM

PAGE: 1

CMSR413

MagID	Dispose Type	Tax Cert.	Tax Treas.	Total
KCA	Bank	0	0	0
	Def	0	0	6
	Dism	0	0	16
	Ref. Vacate	0	0	0
	Court Trial	0	0	0
	Other	0	1	2
	MAG'S TOTAL		0	1

Decrees	226
Defaults	138
Other	88
Court Trial	0
Dismissals	172
Bankruptcy	14
Ref. Vacated	0
Grand Total	412

GDB	Bank	0	0	1
	Def	0	0	14
	Dism	0	1	12
	Ref. Vacate	0	0	0
	Court Trial	0	0	0
	Other	0	8	11
	MAG'S TOTAL		0	9

SMB	Bank	0	0	0
	Def	1	0	5
	Dism	0	0	4
	Ref. Vacate	0	0	0
	Court Trial	0	0	0
	Other	0	5	9
	MAG'S TOTAL		1	5

CED	Bank	0	0	3
	Def	0	0	18
	Dism	0	2	16
	Ref. Vacate	0	0	0
	Court Trial	0	0	0
	Other	0	9	13
	MAG'S TOTAL		0	11

JTD	Bank	0	0	0
	Def	1	0	18
	Dism	0	2	12
	Ref. Vacate	0	0	0
	Court Trial	0	0	0
	Other	0	7	11
	MAG'S TOTAL		1	9

TG	Bank	0	0	0
	Def	0	0	4
	Dism	0	3	16
	Ref. Vacate	0	0	0
	Court Trial	0	0	0
	Other	0	3	7
	MAG'S TOTAL		0	6

KH	Bank	0	0	3
	Def	0	0	23
	Dism	0	0	16
	Ref. Vacate	0	0	0
	Court Trial	0	0	0
	Other	0	0	2
	MAG'S TOTAL		0	0

ARJ	Bank	0	0	1
	Def	0	0	18
	Dism	0	0	22

DATE: 01/11/2018
TIME: 7:33 AM

CUYAHOGA COUNTY COURT OF COMMON PLEAS
OFFICE OF THE MAGISTRATES
Full Disposition Count by Magistrate
REPORTING PERIOD: FROM 12/01/2017 TO 12/31/2017

PAGE: 2
CMSR413

MagID	Dispose Type	Tax Cert.	Tax Treas.	Total
	Ref. Vacate	0	0	0
	Court Trial	0	0	0
	Other	0	7	12
	<u>MAG'S TOTAL</u>	0	7	<u>53</u>
<hr/>				
MK				
	Bank	0	0	1
	Def	0	0	11
	Dism	1	1	8
	Ref. Vacate	0	0	0
	Court Trial	0	0	0
	Other	1	6	8
	<u>MAG'S TOTAL</u>	2	7	<u>28</u>
<hr/>				
PL				
	Bank	0	0	3
	Def	1	0	5
	Dism	0	5	19
	Ref. Vacate	0	0	0
	Court Trial	0	0	0
	Other	1	1	5
	<u>MAG'S TOTAL</u>	2	6	<u>32</u>
<hr/>				
TJV				
	Bank	0	0	2
	Def	0	0	12
	Dism	0	0	17
	Ref. Vacate	0	0	0
	Court Trial	0	0	0
	Other	0	2	7
	<u>MAG'S TOTAL</u>	0	2	<u>38</u>
<hr/>				
CW				
	Bank	0	0	0
	Def	0	0	4
	Dism	2	2	14
	Ref. Vacate	0	0	0
	Court Trial	0	0	0
	Other	0	0	1
	<u>MAG'S TOTAL</u>	2	2	<u>19</u>

CUYAHOGA COUNTY COURT OF COMMON PLEAS

DATE: 01/11/2018
 TIME: 07:33 AM

OFFICE OF THE MAGISTRATES
 MAGISTRATE'S MONTHLY REF/REIN CASES
 FROM 12/01/2017 TO 12/31/2017

CMSR418

MAGISTRATE	NEW REFERRALS				REINSTATED			
	Tax Treas.	Tax Cert.	Non-Tax	Total	Tax Treas.	Tax Cert.	Non-Tax	Total
<u>AUGUSTYN/KEVIN/C</u>	8	0	13	21	0	0	2	2
<u>BAKER/GAIL/D</u>	6	0	28	34	1	0	3	4
<u>BUCHA/STEPHEN/M</u>	3	0	11	14	0	0	2	2
<u>DAY/CHRISTOPHERE/E</u>	1	0	25	26	0	0	2	2
<u>DYKE/JOHN/T</u>	4	0	19	23	0	0	1	1
<u>GONZALEZ/TRACEY/</u>	4	0	27	31	0	0	0	0
<u>HIPPLEY/KEVIN/</u>	7	0	27	34	0	0	3	3
<u>JACKSON/AMY/R</u>	4	0	25	29	0	0	1	1
<u>KLEIN/MONICA/</u>	4	0	21	25	0	0	0	0
<u>LUCAS/PAUL/</u>	3	0	26	29	1	0	1	2
<u>VOZAR/THOMAS/J</u>	3	0	25	28	0	0	2	2
<u>WEISS/CAROL/</u>	3	0	21	24	1	0	1	2
<u>TOTAL</u>	50	0	268	318	3	0	18	21
<u>COMBINED TOTAL</u>	339							

CUYAHOGA COUNTY COURT OF COMMON PLEAS

OFFICE OF THE MAGISTRATES

MAG MONTHLY HEARING TOTALS

Reporting Period: December 2017

DATE: 01/11/2018
TIME: 07:33 AM

PAGE: 1
CMSR3146

Monthly Hearing Total 370

AUGUSTYN	
Default Hearings	3
Tax Hearings	6
Pretrials	8
<hr/>	
TOTAL:	17
BAKER	
Default Hearings	8
Tax Hearings	4
Pretrials	3
<hr/>	
TOTAL:	15
BUCHA	
Default Hearings	8
Tax Hearings	4
Pretrials	15
<hr/>	
TOTAL:	27
DAY	
Default Hearings	14
Tax Hearings	3
Pretrials	2
<hr/>	
TOTAL:	19
DYKE	
Default Hearings	14
Tax Hearings	5
Pretrials	2
<hr/>	
TOTAL:	21
GONZALEZ	
Default Hearings	25
Tax Hearings	4
Pretrials	3
<hr/>	
TOTAL:	32
HIPPLEY	
Default Hearings	26
Tax Hearings	2
Pretrials	4
<hr/>	
TOTAL:	32
JACKSON	
Default Hearings	23
Tax Hearings	14
Pretrials	16
<hr/>	
TOTAL:	53
KLEIN	
Default Hearings	24
Tax Hearings	5
Pretrials	8
<hr/>	
TOTAL:	37
LUCAS	
Default Hearings	10
Tax Hearings	8
Pretrials	3
<hr/>	

CUYAHOGA COUNTY COURT OF COMMON PLEAS

OFFICE OF THE MAGISTRATES

MAG MONTHLY HEARING TOTALS

Reporting Period: December 2017

DATE: 01/11/2018
TIME: 07:33 AM

PAGE: 2
CMSR3146

TOTAL:	21
VOZAR	
Default Hearings	24
Tax Hearings	12
Pretrials	16
<hr/>	
TOTAL:	52
WEISS	
Default Hearings	34
Tax Hearings	4
Pretrials	6
<hr/>	
TOTAL:	44

CUYAHOGA COUNTY COURT OF COMMON PLEAS

DATE: 01/11/2018
 TIME: 7:33 AM

Office of the Magistrates
 Magistrate's Monthly Case Load
 MONTH: DECEMBER 2017

PAGE: 1
 CMSR3147

Magistrate Name	Non Tax Total	Tax Cert.	Tax Treas.	Total Tax	Total Cases
AUGUSTYN	97	1	56	57	154
BAKER	211	2	71	73	284
BUCHA	107	3	39	42	149
DAY	144	0	45	45	189
DYKE	144	4	57	61	205
GONZALEZ	199	8	74	82	281
HIPPLEY	192	4	65	69	261
JACKSON	174	7	70	77	251
KLEIN	201	9	71	80	281
LUCAS	211	3	89	92	303
VOZAR	210	5	98	103	313
WEISS	208	6	60	66	274
Non Tax Total:	2098	Cert.Tax Total: 52	Tax Treas. Total: 795	Total Tax: 847	Total Cases: 2945

Report CMSR1062 - Judicial Foreclosure Statistics by Judge

Report CMSR1062 provides a list of judicial foreclosure case activity for each Judge. The report identifies how many cases were pending at the beginning of the period. The new cases filed and cases that were transferred in or reactivated are added to the number pending at the beginning of the period. It then shows the type and number of terminations for the period. The total terminations are subtracted from the total pending which provides the pending at the end of the period.

CUYAHOGA COUNTY COURT OF COMMON PLEAS

DATE: 01/11/2018
TIME: 07:30 AM

Foreclosure Statistics by Judge
Reporting Period: December 2017

PAGE: 1
CMSR1062

Judge

AMBROSE, DICK							
Pending at Beg of Period			New Cases Filed	Cases Transferred In / Reactivated			Total
77			12	1			90
Terminations							
Bankruptcy	0	Default	RefVacated	Court Trial	Dismiss	Other	Total
	0	4	0	0	5	4	13
Total Pending at End of Period							77

BARKER, PAMELA A							
Pending at Beg of Period			New Cases Filed	Cases Transferred In / Reactivated			Total
103			8	3			114
Terminations							
Bankruptcy	1	Default	RefVacated	Court Trial	Dismiss	Other	Total
	1	1	0	0	7	3	12
Total Pending at End of Period							102

BURNSIDE, JANET R							
Pending at Beg of Period			New Cases Filed	Cases Transferred In / Reactivated			Total
100			6	3			109
Terminations							
Bankruptcy	0	Default	RefVacated	Court Trial	Dismiss	Other	Total
	0	2	0	0	9	5	16
Total Pending at End of Period							93

CALABRESE, DEENA R							
Pending at Beg of Period			New Cases Filed	Cases Transferred In / Reactivated			Total
110			10	1			121
Terminations							
Bankruptcy	1	Default	RefVacated	Court Trial	Dismiss	Other	Total
	1	3	0	0	4	4	12
Total Pending at End of Period							109

CLANCY, MAUREEN							
Pending at Beg of Period			New Cases Filed	Cases Transferred In / Reactivated			Total
100			6	1			107
Terminations							
Bankruptcy	0	Default	RefVacated	Court Trial	Dismiss	Other	Total
	0	2	0	0	4	5	11
Total Pending at End of Period							96

COLLIER-WILLIAMS, CASSANDRA							
Pending at Beg of Period			New Cases Filed	Cases Transferred In / Reactivated			Total
100			8	5			113
Terminations							
Bankruptcy	0	Default	RefVacated	Court Trial	Dismiss	Other	Total
	0	0	0	0	5	3	8
Total Pending at End of Period							105

CORRIGAN, BRIAN J							
Pending at Beg of Period			New Cases Filed	Cases Transferred In / Reactivated			Total
95			15	2			112
Terminations							
Bankruptcy	0	Default	RefVacated	Court Trial	Dismiss	Other	Total
	0	2	0	0	7	6	15
Total Pending at End of Period							97

CORRIGAN, PETER J

CUYAHOGA COUNTY COURT OF COMMON PLEAS

DATE: 01/11/2018
TIME: 07:30 AM

Foreclosure Statistics by Judge
Reporting Period: December 2017

PAGE: 2
CMSR1062

Judge							
	Pending at Beg of Period		New Cases Filed	Cases Transferred In / Reactivated			Total
	86		9	3			98
Terminations	Bankruptcy	Default	RefVacated	Court Trial	Dismiss	Other	Total
	0	7	0	0	2	9	18
	Total Pending at End of Period						80
DONNELLY, MICHAEL P							
	Pending at Beg of Period		New Cases Filed	Cases Transferred In / Reactivated			Total
	106		11	1			118
Terminations	Bankruptcy	Default	RefVacated	Court Trial	Dismiss	Other	Total
	0	5	0	0	2	6	13
	Total Pending at End of Period						105
FRIEDLAND, CAROLYN B							
	Pending at Beg of Period		New Cases Filed	Cases Transferred In / Reactivated			Total
	93		11	2			106
Terminations	Bankruptcy	Default	RefVacated	Court Trial	Dismiss	Other	Total
	0	1	0	0	0	6	7
	Total Pending at End of Period						99
FRIEDMAN, STUART A							
	Pending at Beg of Period		New Cases Filed	Cases Transferred In / Reactivated			Total
	99		7	1			107
Terminations	Bankruptcy	Default	RefVacated	Court Trial	Dismiss	Other	Total
	1	5	0	0	4	1	11
	Total Pending at End of Period						96
FUERST, NANCY A							
	Pending at Beg of Period		New Cases Filed	Cases Transferred In / Reactivated			Total
	115		12	2			129
Terminations	Bankruptcy	Default	RefVacated	Court Trial	Dismiss	Other	Total
	0	5	0	0	8	4	17
	Total Pending at End of Period						112
GALL, STEVEN E							
	Pending at Beg of Period		New Cases Filed	Cases Transferred In / Reactivated			Total
	95		6	8			109
Terminations	Bankruptcy	Default	RefVacated	Court Trial	Dismiss	Other	Total
	0	2	0	0	3	3	8
	Total Pending at End of Period						101
GALLAGHER, HOLLIE L							
	Pending at Beg of Period		New Cases Filed	Cases Transferred In / Reactivated			Total
	82		7	3			92
Terminations	Bankruptcy	Default	RefVacated	Court Trial	Dismiss	Other	Total
	2	5	0	0	7	6	20
	Total Pending at End of Period						72
GALLAGHER, KELLY ANN							

CUYAHOGA COUNTY COURT OF COMMON PLEAS

DATE: 01/11/2018
TIME: 07:30 AM

Foreclosure Statistics by Judge
Reporting Period: December 2017

PAGE: 3
CMSR1062

Judge

	Pending at Beg of Period		New Cases Filed		Cases Transferred In / Reactivated		Total
	85		11		4		100
Terminations	Bankruptcy	Default	RefVacated	Court Trial	Dismiss	Other	Total
	0	12	0	0	4	2	18
	Total Pending at End of Period						82

GALLAGHER, SHANNON M							
	Pending at Beg of Period		New Cases Filed		Cases Transferred In / Reactivated		Total
	110		11		1		122
Terminations	Bankruptcy	Default	RefVacated	Court Trial	Dismiss	Other	Total
	1	1	0	0	8	3	13
	Total Pending at End of Period						109

GAUL, DANIEL							
	Pending at Beg of Period		New Cases Filed		Cases Transferred In / Reactivated		Total
	113		10		2		125
Terminations	Bankruptcy	Default	RefVacated	Court Trial	Dismiss	Other	Total
	1	4	0	0	4	4	13
	Total Pending at End of Period						112

JACKSON, MICHAEL E							
	Pending at Beg of Period		New Cases Filed		Cases Transferred In / Reactivated		Total
	90		11		2		103
Terminations	Bankruptcy	Default	RefVacated	Court Trial	Dismiss	Other	Total
	0	0	0	0	5	1	6
	Total Pending at End of Period						97

MATIA, DAVID T							
	Pending at Beg of Period		New Cases Filed		Cases Transferred In / Reactivated		Total
	97		7		1		105
Terminations	Bankruptcy	Default	RefVacated	Court Trial	Dismiss	Other	Total
	0	5	0	0	6	4	15
	Total Pending at End of Period						90

MCCLELLAND, ROBERT C							
	Pending at Beg of Period		New Cases Filed		Cases Transferred In / Reactivated		Total
	72		12		3		87
Terminations	Bankruptcy	Default	RefVacated	Court Trial	Dismiss	Other	Total
	0	3	0	0	11	5	19
	Total Pending at End of Period						68

MCCORMICK, TIMOTHY							
	Pending at Beg of Period		New Cases Filed		Cases Transferred In / Reactivated		Total
	91		13		3		107
Terminations	Bankruptcy	Default	RefVacated	Court Trial	Dismiss	Other	Total
	0	2	0	0	7	2	11
	Total Pending at End of Period						96

MCDONNELL, NANCY R

CUYAHOGA COUNTY COURT OF COMMON PLEAS

DATE: 01/11/2018
TIME: 07:30 AM

Foreclosure Statistics by Judge
Reporting Period: December 2017

PAGE: 4
CMSR1062

Judge

Pending at Beg of Period		New Cases Filed		Cases Transferred In / Reactivated			Total
87		6		6			99
Terminations	Bankruptcy	Default	RefVacated	Court Trial	Dismiss	Other	Total
	0	1	0	0	4	3	8
Total Pending at End of Period							91
<hr/>							
Pending at Beg of Period		New Cases Filed		Cases Transferred In / Reactivated			Total
100		14		6			120
Terminations	Bankruptcy	Default	RefVacated	Court Trial	Dismiss	Other	Total
	1	3	0	0	4	10	18
Total Pending at End of Period							102
<hr/>							
Pending at Beg of Period		New Cases Filed		Cases Transferred In / Reactivated			Total
66		8		3			77
Terminations	Bankruptcy	Default	RefVacated	Court Trial	Dismiss	Other	Total
	1	10	0	0	4	10	25
Total Pending at End of Period							52
<hr/>							
Pending at Beg of Period		New Cases Filed		Cases Transferred In / Reactivated			Total
52		3		2			57
Terminations	Bankruptcy	Default	RefVacated	Court Trial	Dismiss	Other	Total
	0	3	0	0	1	5	9
Total Pending at End of Period							48
<hr/>							
Pending at Beg of Period		New Cases Filed		Cases Transferred In / Reactivated			Total
98		12		2			112
Terminations	Bankruptcy	Default	RefVacated	Court Trial	Dismiss	Other	Total
	0	6	0	0	10	8	24
Total Pending at End of Period							88
<hr/>							
Pending at Beg of Period		New Cases Filed		Cases Transferred In / Reactivated			Total
82		10		1			93
Terminations	Bankruptcy	Default	RefVacated	Court Trial	Dismiss	Other	Total
	1	8	0	0	2	10	21
Total Pending at End of Period							72
<hr/>							
Pending at Beg of Period		New Cases Filed		Cases Transferred In / Reactivated			Total
69		8		0			77
Terminations	Bankruptcy	Default	RefVacated	Court Trial	Dismiss	Other	Total
	0	6	0	0	3	4	13
Total Pending at End of Period							64

SAFFOLD, SHIRLEY STRICKLAND

CUYAHOGA COUNTY COURT OF COMMON PLEAS

DATE: 01/11/2018
TIME: 07:30 AM

Foreclosure Statistics by Judge
Reporting Period: December 2017

PAGE: 5
CMSR1062

Judge

Pending at Beg of Period		New Cases Filed		Cases Transferred In / Reactivated		Total
94		13		6		113
Terminations						
Bankruptcy	Default	RefVacated	Court Trial	Dismiss	Other	Total
1	3	0	0	3	7	14
Total Pending at End of Period						99

SHAUGHNESSY, MICHAEL P

Pending at Beg of Period		New Cases Filed		Cases Transferred In / Reactivated		Total
93		10		5		108
Terminations						
Bankruptcy	Default	RefVacated	Court Trial	Dismiss	Other	Total
1	2	0	0	4	1	8
Total Pending at End of Period						100

SHEEHAN, BRENDAN J

Pending at Beg of Period		New Cases Filed		Cases Transferred In / Reactivated		Total
85		14		0		99
Terminations						
Bankruptcy	Default	RefVacated	Court Trial	Dismiss	Other	Total
0	7	0	0	4	4	15
Total Pending at End of Period						84

SUTULA, JOHN D

Pending at Beg of Period		New Cases Filed		Cases Transferred In / Reactivated		Total
95		13		3		111
Terminations						
Bankruptcy	Default	RefVacated	Court Trial	Dismiss	Other	Total
2	9	0	0	8	6	25
Total Pending at End of Period						86

SUTULA, KATHLEEN ANN

Pending at Beg of Period		New Cases Filed		Cases Transferred In / Reactivated		Total
76		6		3		85
Terminations						
Bankruptcy	Default	RefVacated	Court Trial	Dismiss	Other	Total
0	5	0	0	6	4	15
Total Pending at End of Period						70

SYNENBERG, JOAN

Pending at Beg of Period		New Cases Filed		Cases Transferred In / Reactivated		Total
108		11		3		122
Terminations						
Bankruptcy	Default	RefVacated	Court Trial	Dismiss	Other	Total
0	1	0	0	3	9	13
Total Pending at End of Period						109

Monthly Summary

MONTHLY SUMMARY

December 2017

NAME	PEND	ASSIGNED			TRIALS						DISP	PENDING				+
		CV	CR	TOT	JURY			COURT				CV	FR	CR	TOT	
					CV	CR	TOT	CV	CR	TOT		CV	FR	CR	TOT	-
Dick Ambrose	418	39	40	79	1	0	1	0	0	0	56	222	76	143	441	-23
Pamela A. Barker	429	40	27	67	0	1	1	0	0	0	59	204	102	131	437	-8
Janet R. Burnside	427	38	39	77	0	0	0	0	0	0	83	233	92	96	421	+6
Deena R. Calabrese	435	40	28	68	0	0	0	0	0	0	63	193	109	138	440	-5
Maureen Clancy	356	36	43	79	0	2	2	0	0	0	72	189	95	79	363	-7
Cassandra Collier-Willia	441	42	30	72	0	0	0	0	0	0	59	171	104	179	454	-13
Brian J. Corrigan	490	43	36	79	0	1	1	0	0	0	75	258	97	139	494	-4
Peter J. Corrigan	409	39	33	72	0	0	0	0	0	0	66	193	80	142	415	-6
Michael P. Donnelly	444	39	48	87	0	1	1	0	0	0	62	185	104	180	469	-25
Carolyn B. Friedland	449	40	31	71	0	0	0	0	0	0	41	250	99	130	479	-30
Stuart A. Friedman	426	40	35	75	1	0	1	0	0	0	51	232	95	123	450	-24
Nancy A. Fuerst	388	38	32	70	0	0	0	0	0	0	73	181	112	92	385	+3
Steven E. Gall	419	44	31	75	0	0	0	0	0	0	67	183	101	143	427	-8
Hollie L. Gallagher	364	39	36	75	0	0	0	0	0	0	66	195	72	106	373	-9
Kelly A. Gallagher	406	40	10	50	1	0	1	0	0	0	61	227	81	87	395	+11
Shannon M. Gallagher	443	36	30	66	0	1	1	0	0	0	52	231	108	118	457	-14
Daniel Gaul	455	39	43	82	0	0	0	0	0	0	72	202	112	151	465	-10
Michael E Jackson	460	38	30	68	0	0	0	0	0	0	44	186	97	201	484	-24
David T. Matia	421	37	39	76	0	1	1	0	0	0	87	224	90	96	410	+11
Robert C. McClelland	479	42	33	75	0	0	0	1	1	2	91	238	68	157	463	+16
Timothy McCormick	393	38	29	67	0	0	0	0	0	0	56	205	95	104	404	-11
Nancy R. McDonnell	346	44	29	73	0	0	0	0	0	0	65	201	91	62	354	-8
Sherrie Miday	464	49	30	79	0	0	0	0	0	0	90	244	99	110	453	+11
John P. O'Donnell	408	41	30	71	0	0	0	3	0	3	88	223	51	117	391	+17
John J. Russo	166	21	12	33	0	0	0	1	0	1	34	97	47	21	165	+1
Joseph D. Russo	469	38	34	72	0	0	0	0	0	0	84	196	88	173	457	+12
Michael J. Russo	367	39	32	71	0	0	0	0	0	0	68	197	72	101	370	-3
Nancy Margaret Russo	279	36	37	73	0	0	0	0	0	0	76	123	64	89	276	+3
Shirley Strickland Saffold	409	44	30	74	0	0	0	0	0	0	97	178	98	110	386	+23
Michael P. Shaughnessy	438	41	24	65	0	0	0	0	0	0	70	224	97	112	433	+5
Brendan J. Sheehan	357	39	31	70	1	0	1	0	0	0	74	176	83	94	353	+4
John D. Sutula	567	39	38	77	0	1	1	2	0	2	106	275	86	177	538	+29
Kathleen Ann Sutula	364	44	29	73	0	0	0	0	0	0	64	189	70	114	373	-9
Joan Synenberg	373	41	49	90	0	0	0	0	0	0	76	171	109	107	387	-14
TOTALS	13959	1343	1108	2451	4	8	12	7	1	8	2348	6896	3044	4122	14062	-103

Year to Date Summary

SUMMARY FOR THE COURT

January - December 2017

NAME	PEND	ASSIGNED			TRIALS						DISP	PENDING				+
		CV	CR	TOT	JURY			COURT				CV	FR	CR	TOT	
Dick Ambrose	389	586	452	1038	1	4	5	1	3	4	986	222	76	143	441	-52
Pamela A. Barker	449	597	370	967	1	7	8	0	4	4	979	204	102	131	437	+12
Janet R. Burnside	460	570	432	1002	0	8	8	0	3	3	1041	233	92	96	421	+39
Deena R. Calabrese	426	598	398	996	2	5	7	0	2	2	982	193	109	138	440	-14
Maureen Clancy	374	586	386	972	3	11	14	0	1	1	983	189	95	79	363	+11
Cassandra Collier-Willia	427	596	483	1079	1	5	6	0	6	6	1052	171	104	179	454	-27
Brian J. Corrigan	501	582	419	1001	0	3	3	0	9	9	1008	258	97	139	494	+7
Peter J. Corrigan	420	581	401	982	0	11	11	5	1	6	987	193	80	142	415	+5
Michael P. Donnelly	402	601	458	1059	1	11	12	2	7	9	992	185	104	180	469	-67
Carolyn B. Friedland	469	583	396	979	2	0	2	1	7	8	969	250	99	130	479	-10
Stuart A. Friedman	453	581	372	953	2	0	2	1	7	8	956	232	95	123	450	+3
Nancy A. Fuerst	408	580	381	961	0	4	4	1	2	3	984	181	112	92	385	+23
Steven E. Gall	450	583	429	1012	1	7	8	0	2	2	1035	183	101	143	427	+23
Hollie L. Gallagher	373	585	376	961	1	2	3	2	4	6	961	195	72	106	373	0
Kelly A. Gallagher	463	574	377	951	2	9	11	0	2	2	1019	227	81	87	395	+68
Shannon M. Gallagher	470	586	386	972	1	5	6	1	6	7	985	231	108	118	457	+13
Daniel Gaul	552	569	452	1021	3	12	15	0	3	3	1108	202	112	151	465	+87
Michael E Jackson	475	584	503	1087	1	5	6	4	5	9	1078	186	97	201	484	-9
David T. Matia	410	587	518	1105	2	6	8	0	1	1	1105	224	90	96	410	0
Robert C. McClelland	494	596	443	1039	0	2	2	3	8	11	1070	238	68	157	463	+31
Timothy McCormick	384	589	388	977	0	7	7	1	2	3	957	205	95	104	404	-20
Nancy R. McDonnell	365	585	363	948	6	6	12	0	2	2	959	201	91	62	354	+11
Sherrie Miday	394	626	387	1013	1	9	10	0	3	3	954	244	99	110	453	-59
John P. O'Donnell	447	596	378	974	7	11	18	10	5	15	1030	223	51	117	391	+56
John J. Russo	156	327	125	452	1	0	1	1	0	1	443	97	47	21	165	-9
Joseph D. Russo	482	578	416	994	0	2	2	1	6	7	1019	196	88	173	457	+25
Michael J. Russo	433	600	396	996	2	7	9	1	1	2	1059	197	72	101	370	+63
Nancy Margaret Russo	240	576	382	958	0	3	3	0	0	0	922	123	64	89	276	-36
Shirley Strickland Saffold	432	592	370	962	0	3	3	0	0	0	1008	178	98	110	386	+46
Michael P. Shaughnessy	494	560	409	969	2	4	6	0	3	3	1030	224	97	112	433	+61
Brendan J. Sheehan	366	589	359	948	1	16	17	4	4	8	961	176	83	94	353	+13
John D. Sutula	575	580	477	1057	4	5	9	4	12	16	1094	275	86	177	538	+37
Kathleen Ann Sutula	353	613	363	976	3	10	13	0	0	0	956	189	70	114	373	-20
Joan Synenberg	371	638	468	1106	2	5	7	0	3	3	1090	171	109	107	387	-16
TOTALS	14357	19754	13713	33467	53	205	258	43	124	167	33762	6896	3044	4122	14062	+295

Corrections/Adjustments

CUYAHOGA COUNTY COMMON PLEAS COURT

The second chart on page 26 of the September 2017 Statistics Report incorrectly showed the Average as 479 when it should have shown 425.

Total New Judicial Foreclosure Filings by Month for Year 2017 YTD

