



***Statistics Report  
January 2018***

***John J. Russo  
Administrative and Presiding Judge***

**TABLE OF CONTENTS**

**Criminal Statistics**

Newly Filed, Re-Activated and Transferred in Cases _____	4
Yearly Criminal Terminations _____	5
Pending Criminal Cases End of Period _____	6
Clearance Rate _____	7
Arrest to Disposition Timeline _____	8
Average Arrest to Disposition Timeline (Jail Cases) _____	9
Average Arrest to Disposition Timeline (Non-Jail Cases) _____	10
Average Arrest to Disposition Timeline (Jail and Non-Jail Cases) _____	11
Yearly Average Arrest to Disposition Timeline _____	12
Indictments and Informations Filed With the Clerk of Courts _____	13
Bail Case Arraignment Activity _____	14
Overall Arraignment Statistics _____	15

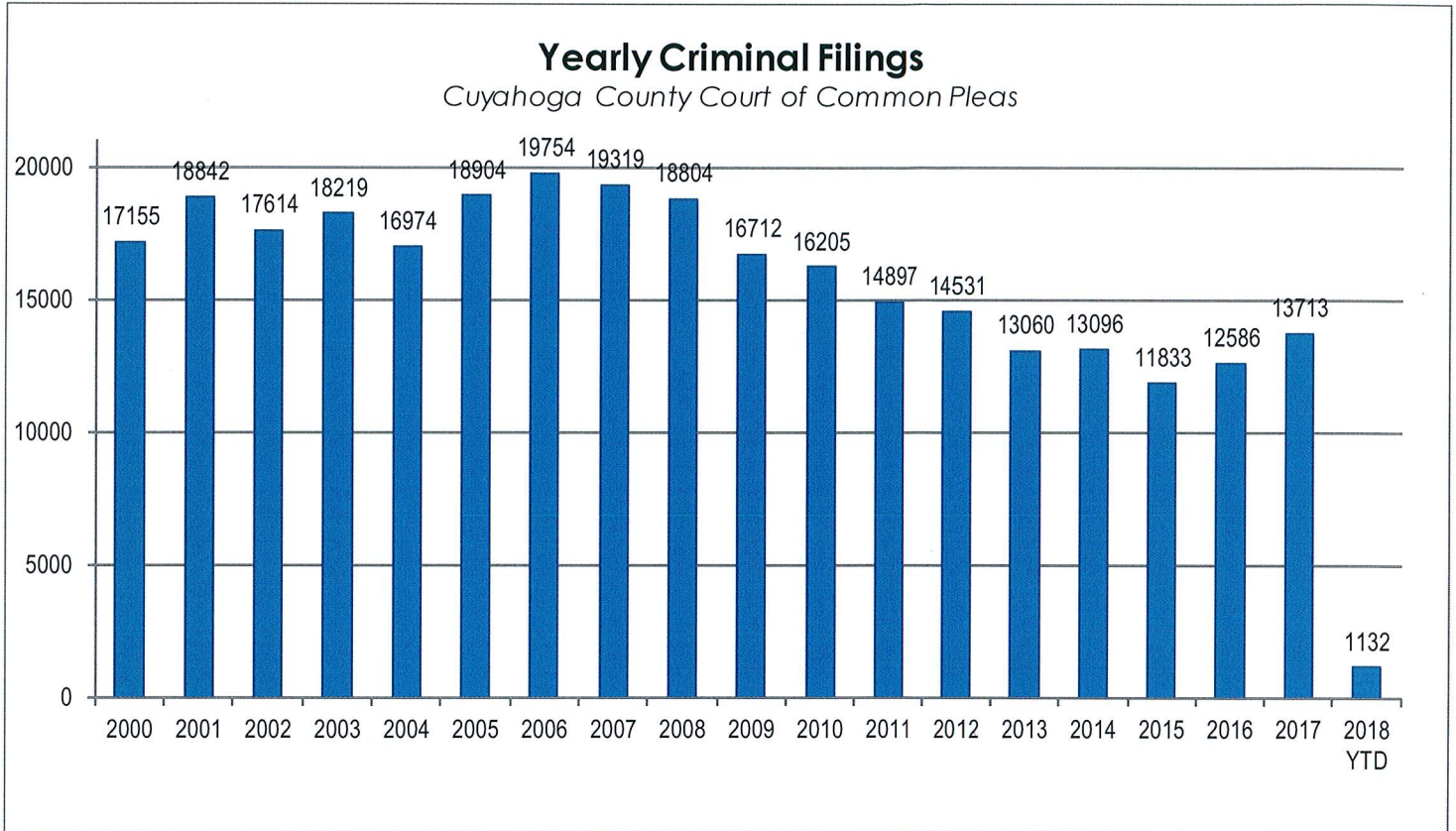
**Foreclosure Statistics**

Total Pending Judicial Foreclosure Cases Referred to Magistrates _____	17
Total Pending Tax Lien & Certificate Cases Referred to Magistrates _____	18
Percentage of Pending Judicial Foreclosure Cases By Filing Year _____	19
Judicial Foreclosure Clearance Rate Year 2018 _____	20
Avg. Number of Days to Disp. (Excl. Bank. Stays & Tax Lien & Tax Cert.) _____	21
Avg. Number of Days to Disp. (Excl. Bank. Stays & Incl. Tax Lien & Tax Cert.) _____	22
Total New Judicial Foreclosure Filings _____	23
New Marsh of Lien/Quiet Title/Partition Case Filings for Years 2005 – 2018 YTD _____	24
New Marsh of Lien/Quiet Title/Partition Case Filings by month for 2018 YTD _____	24
New Tax Lien & Certificate Filings for Years 2005 – 2018 YTD _____	25
New Tax Lien & Certificate Filings by Month for Year 2018 YTD _____	25
Total New Judicial Foreclosure Filings Years 2005 – 2018 YTD _____	26
Total New Judicial Foreclosure Filings by Month for Year 2018 YTD _____	26
Magistrate’s Monthly Reports _____	27
Report CMSR1062 - Judicial Foreclosure Statistics by Judge _____	35
Monthly Summary _____	41
Year to Date Summary _____	43
Corrections/Adjustments _____	45

# *Criminal Case Statistics*

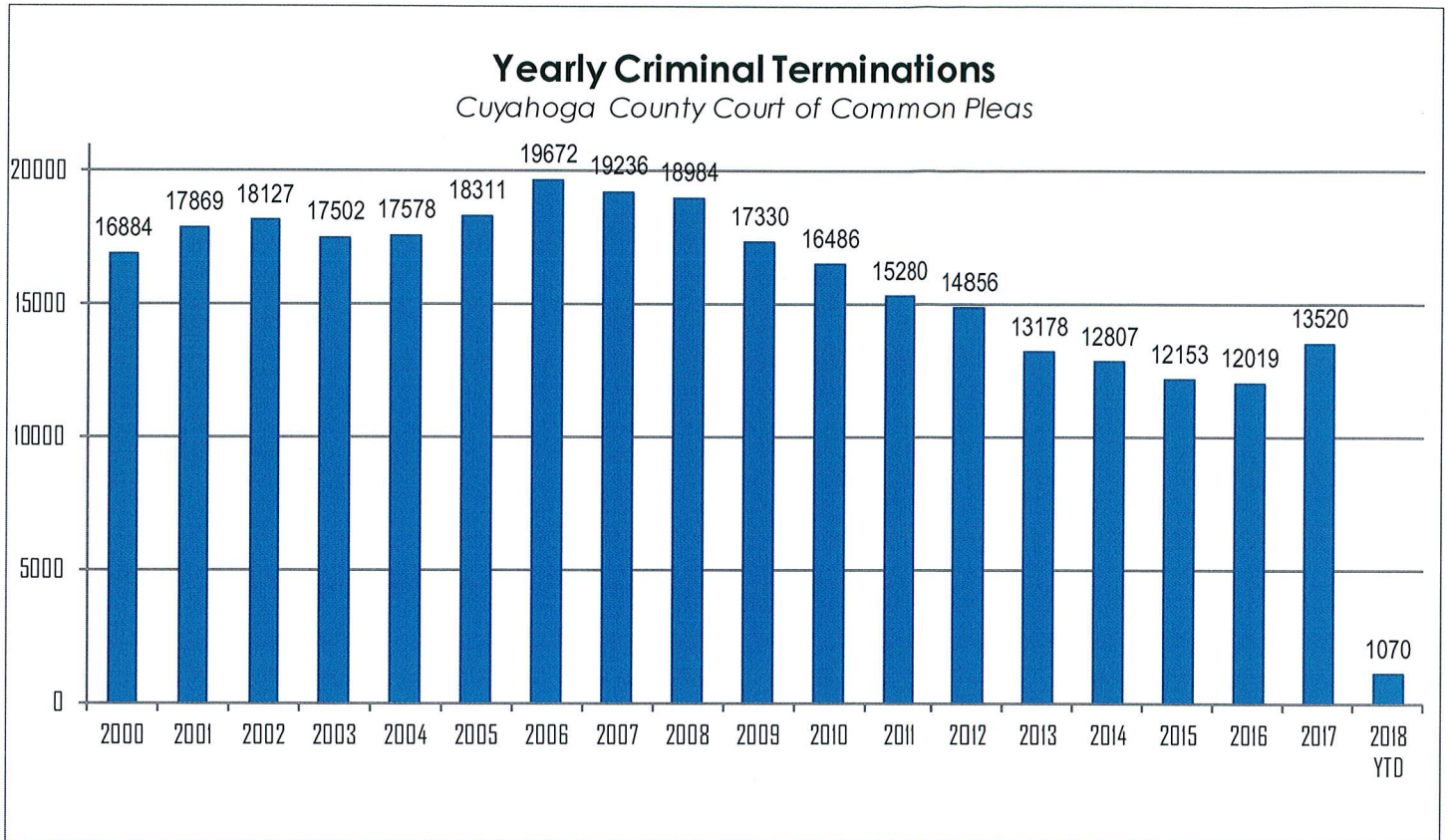
## Newly Filed, Re-Activated and Transferred in Cases

The following chart is a representation of all filed cases in Cuyahoga County Court of Common Pleas from 2000 – January 2018. Newly filed cases are defined as having been arraigned and assigned to a Judge. Re-activated cases are defined as cases where a defendant was unavailable for trial and has now become ready to proceed. Transferred cases are defined as cases moved from one judge’s docket to another. This could be due to re-assignment to a Mental Health Judge or after additional information indicates that by Court rule, the case should have been assigned to another Judge.



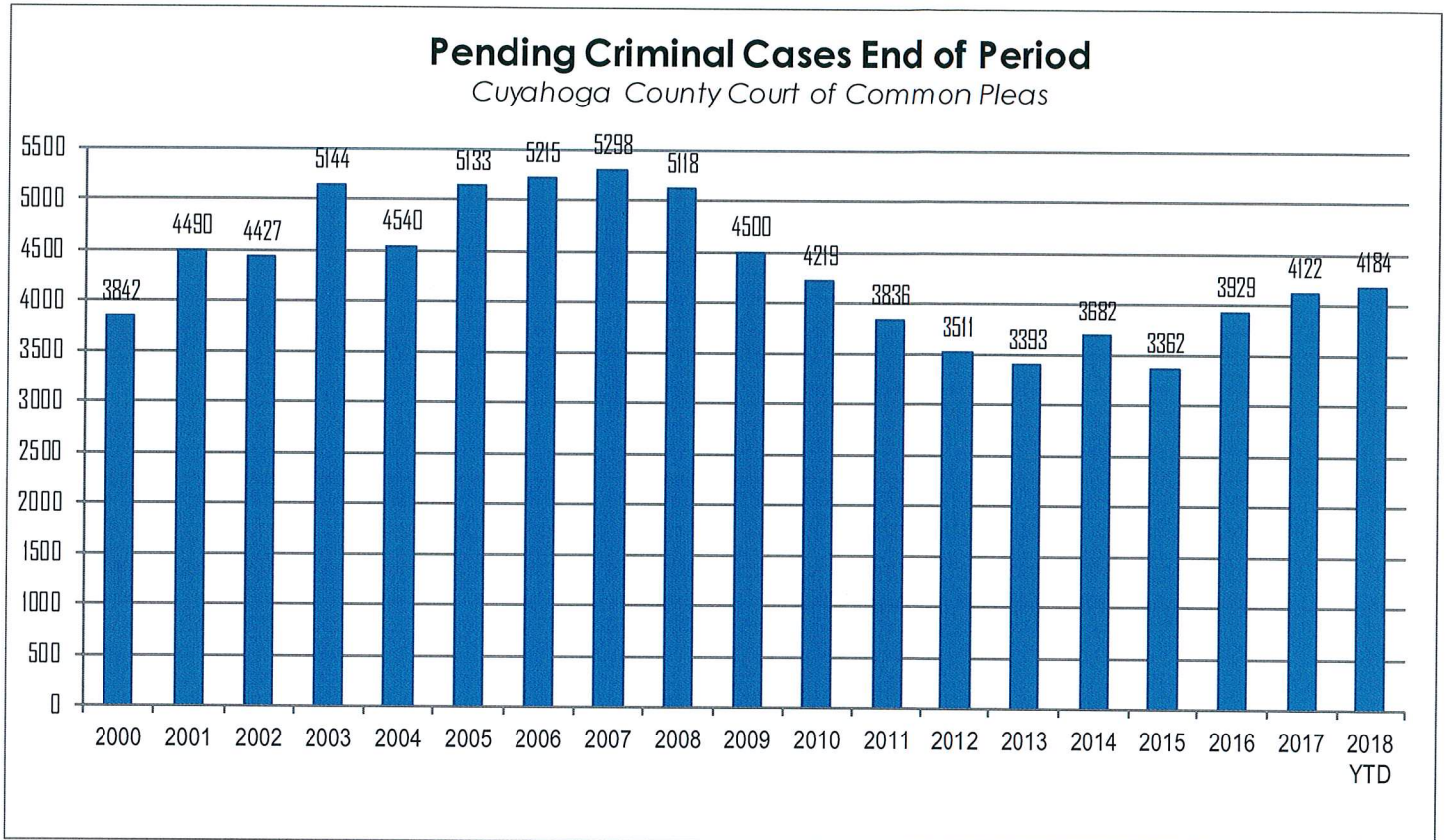
## Yearly Criminal Terminations

The following chart represents cases that have been terminated by the court from 2000 – January 2018. These cases have been terminated either by trial; plea, dismissal or a defendant is unavailable for trial or sentencing.



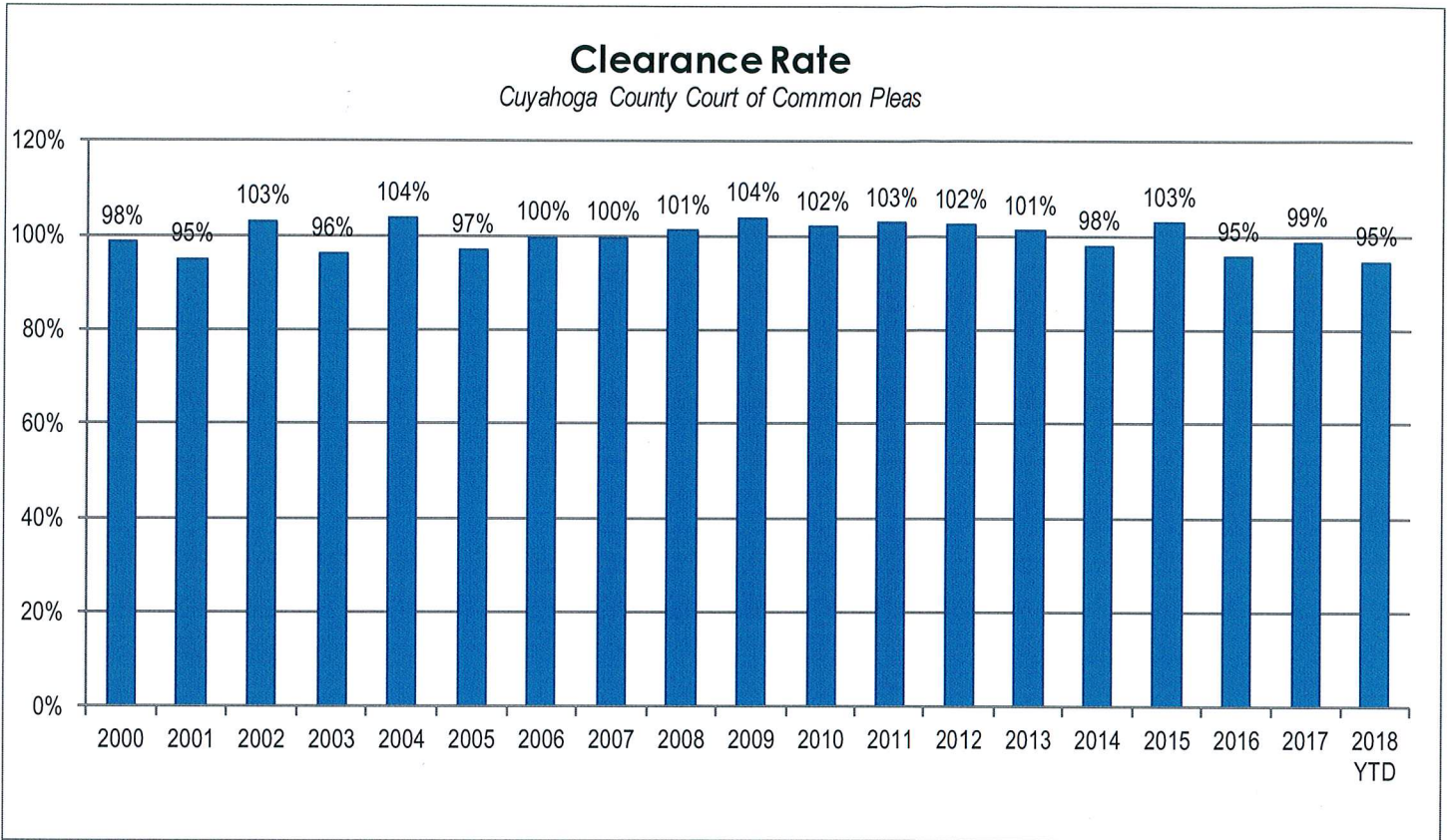
***Pending Criminal Cases End of Period***

The following chart represents the total number of cases pending at the end of the reporting period from 2000 – January 2018. Pending criminal cases at the end of the period is determined by adding the total number of pending cases at the beginning of the reporting period, and all newly filed, re-activated and transferred in cases. The total number of cases terminated in the period is subtracted from the sum total pending at the beginning of the period to give the value pending at the end of the period.



## Clearance Rate

The Clearance Rate is the total number of outgoing cases as a percentage of the number of incoming cases. Clearance rate measures whether the court is keeping up with its incoming caseload. If cases are not disposed in a timely manner, a backlog of cases awaiting disposition will grow. A Clearance Rate of 100% indicates that at least as many cases have been filed, reopened, or reactivated in a period have been disposed.



### ***Arrest to Disposition Timeline***

Arrest to disposition timeline is a method to measure how felony cases flow through the Cuyahoga County Criminal Justice System. By capturing how long a case takes to move from stage to stage, we can examine where problems may exist and where potential improvements in case processing can be made.

The source data was extracted from the Cuyahoga County Court of Common Pleas Case Management System. The overall population of sample data was based on cases terminated in a given month excluding cases that have gone through diversion programs. A case is defined as a defendant and all charges involved in a single incident. The period for the extracted data is from January 2018.

The stages examined were:

- Arrest to Indictment
- Indictment to Arraignment
- Arraignment to 1<sup>st</sup> Pre-Trial
- 1<sup>st</sup> Pre-Trial to Plea/Trial
- Plea/Trial to Termination

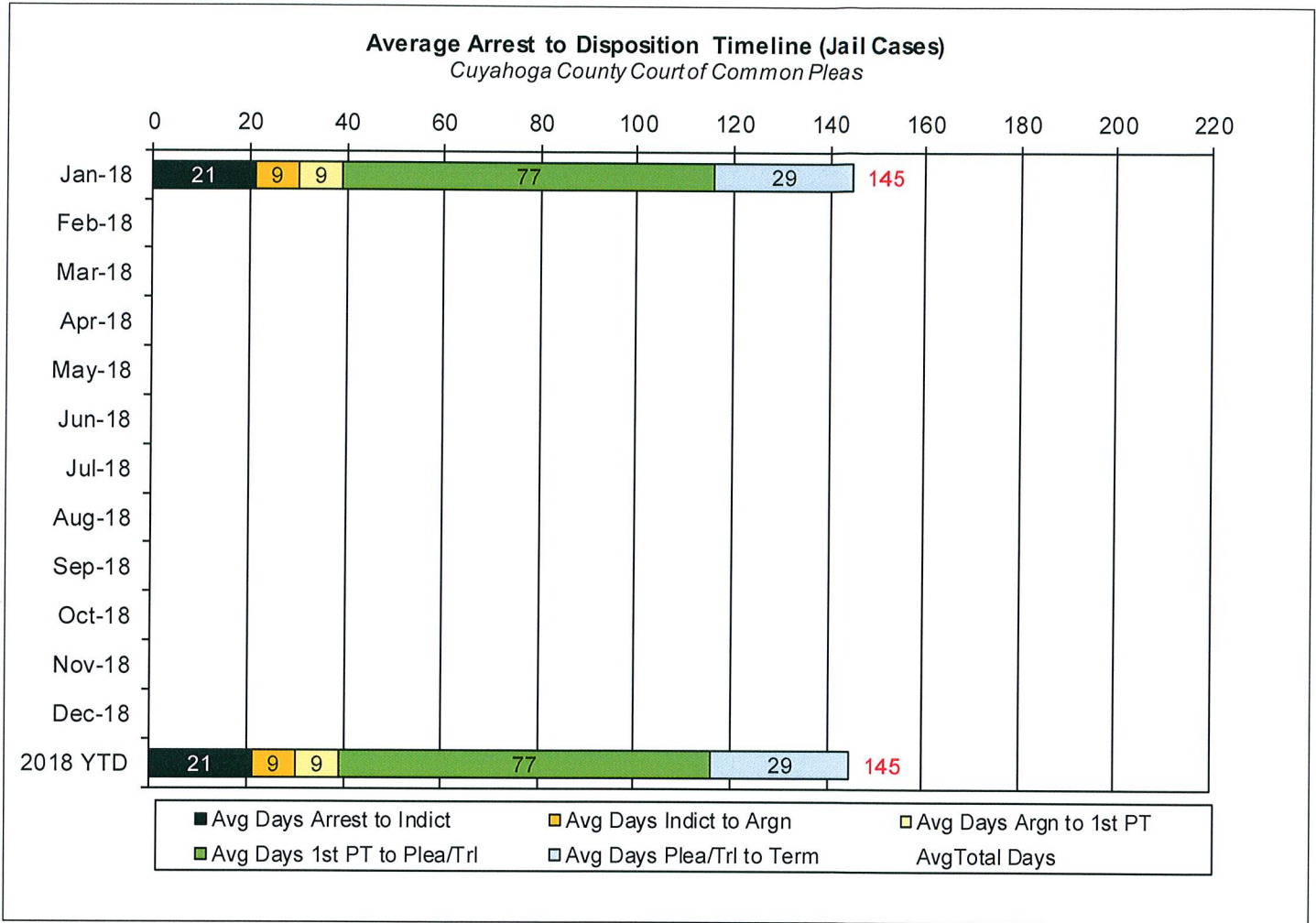
Due to the fact that each case may or may not have all of the stage date elements, a method to arrive at stage averages was applied. For a case to be included in the average for a stage there would need to be both dates for the given stage. A case would be included in the Arrest to Indictment stage if both arrest date and indictment date were available. This method was applied to each of the five stages. Next we calculated the total number of cases that met the date criteria for each of the ranges and also the total number of days between each date. To arrive at an average, the total number of days for each case in each range was calculated and divided by the total number of cases that met the date criteria. If a case had a time period or periods where the defendant was capiased or referred to the Psych Clinic, that amount of time was subtracted from the appropriate range. For re-indicted cases, the original arrest date is used.

The following three charts are for Jail, Non-Jail and combined Jail and Non-Jail cases. Jail and Non-Jail cases are defined by the posting of bond prior to plea or trial.



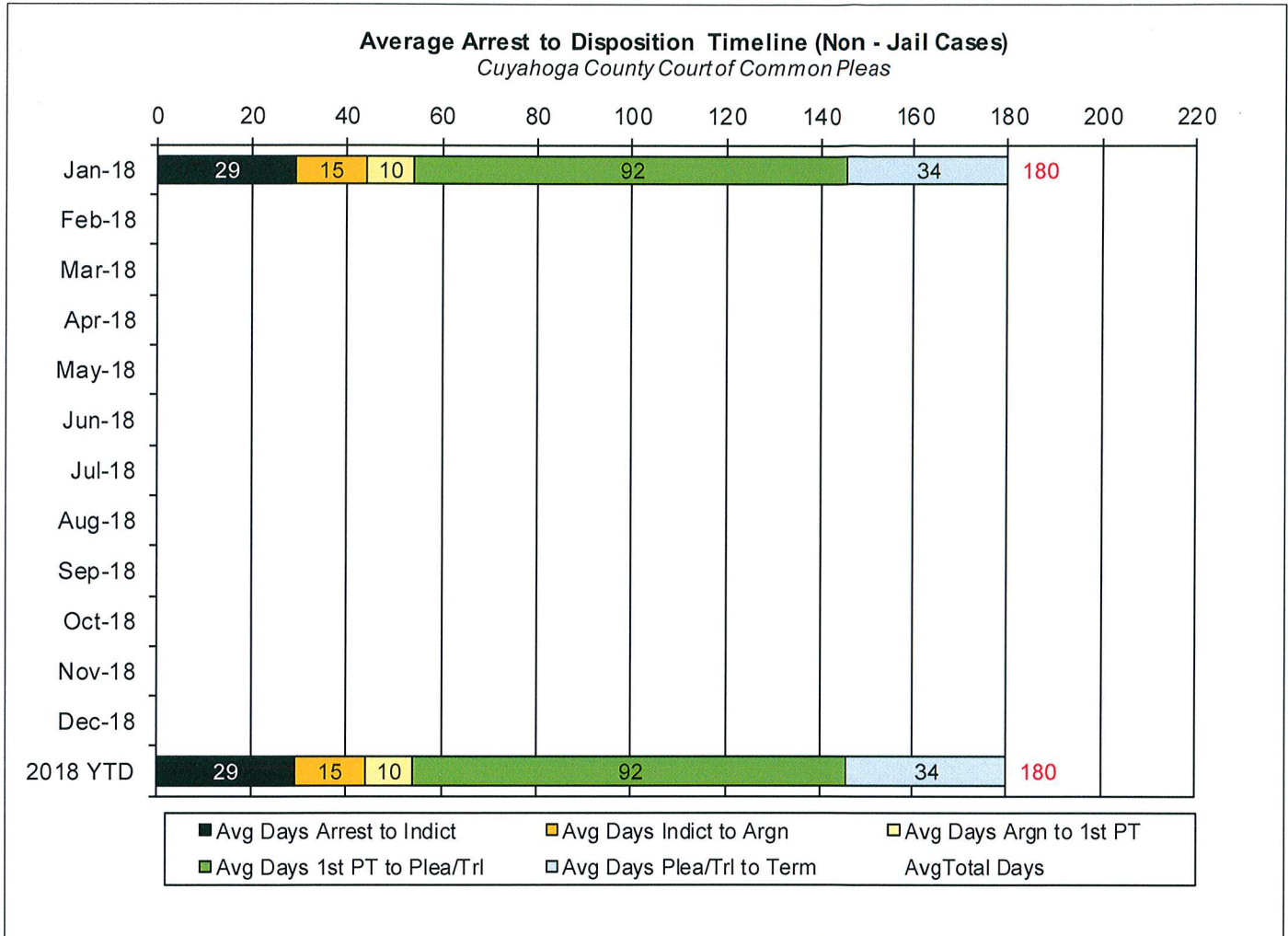
# CUYAHOGA COUNTY COMMON PLEAS COURT

## Average Arrest to Disposition Timeline (Jail Cases)



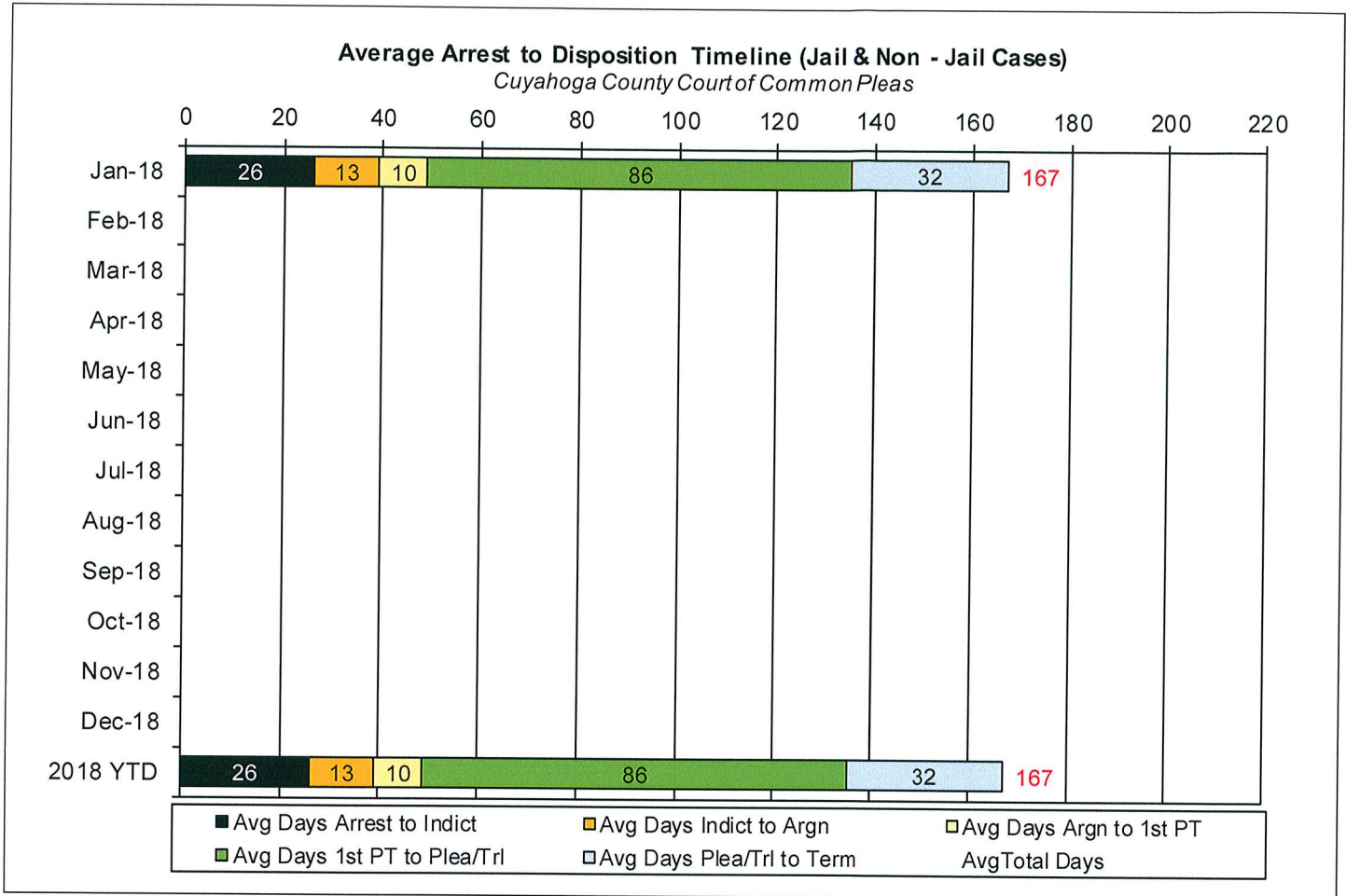
# CUYAHOGA COUNTY COMMON PLEAS COURT

## Average Arrest to Disposition Timeline (Non-Jail Cases)



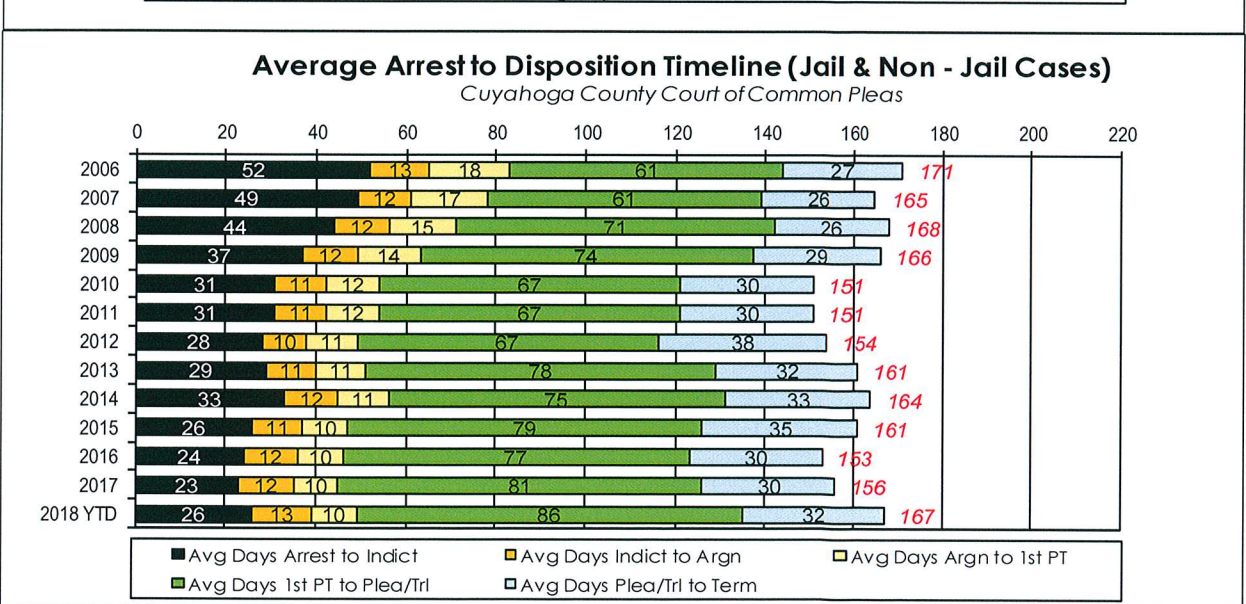
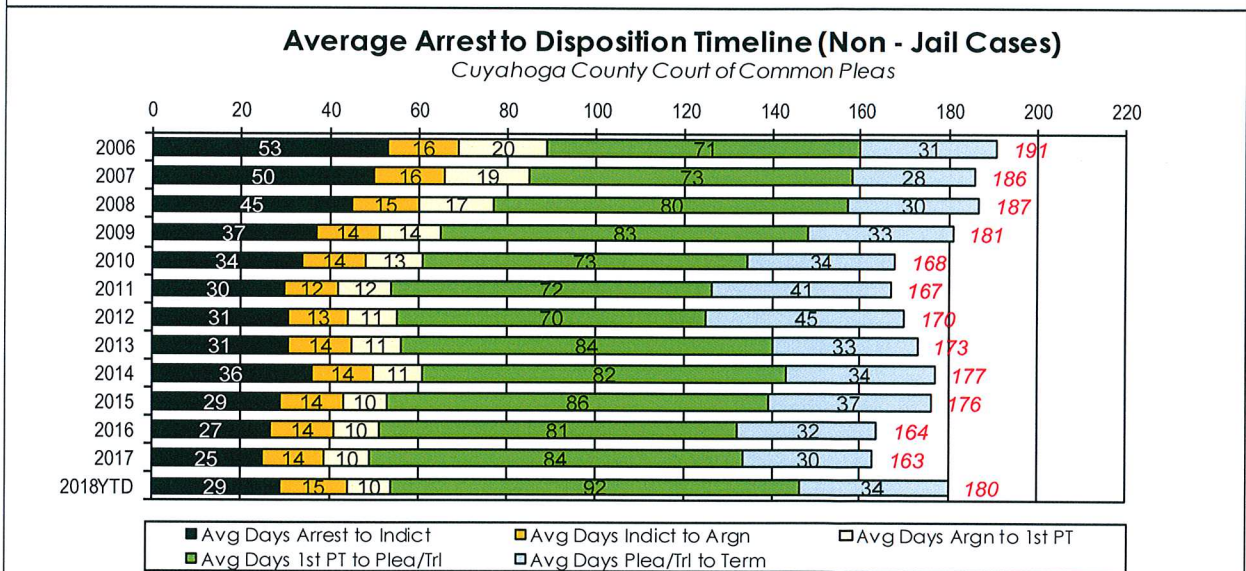
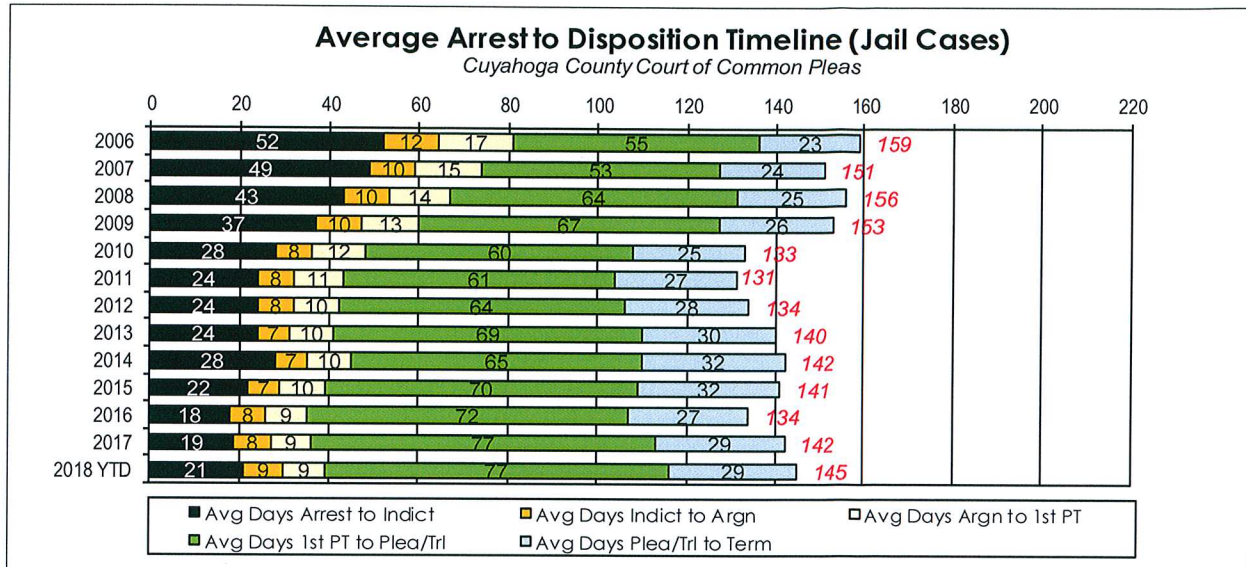
# CUYAHOGA COUNTY COMMON PLEAS COURT

## Average Arrest to Disposition Timeline (Jail and Non-Jail Cases)



# CUYAHOGA COUNTY COMMON PLEAS COURT

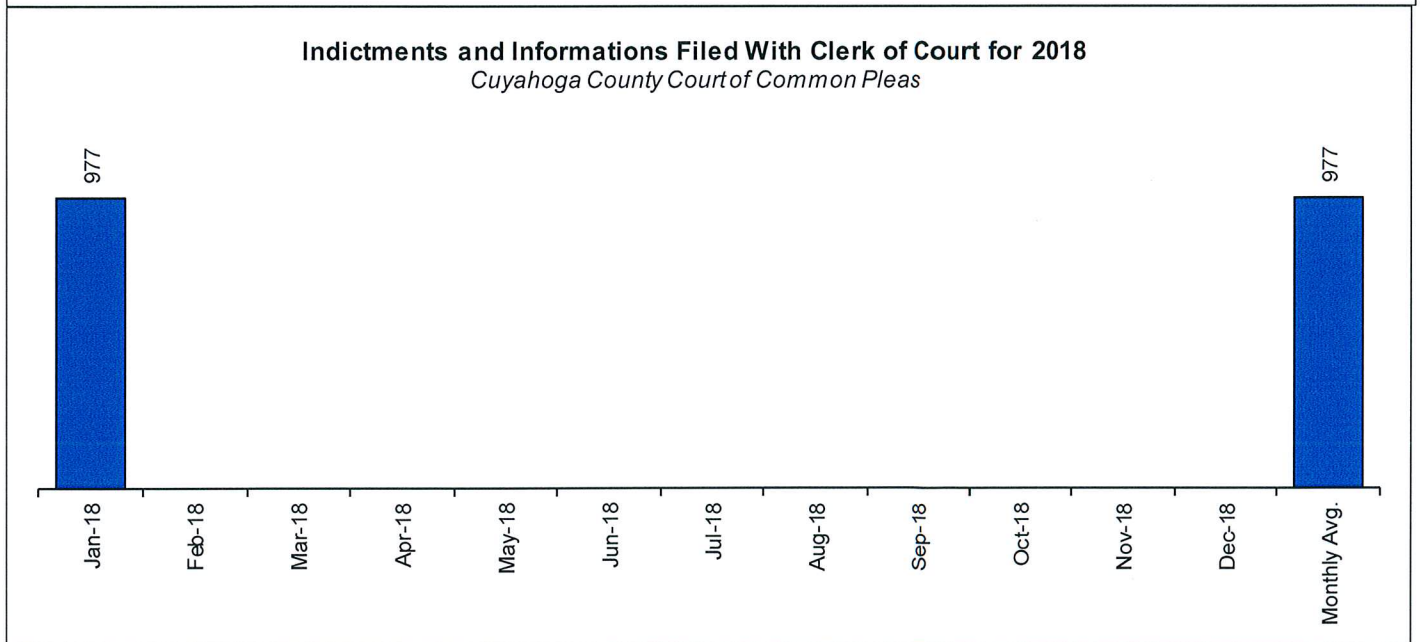
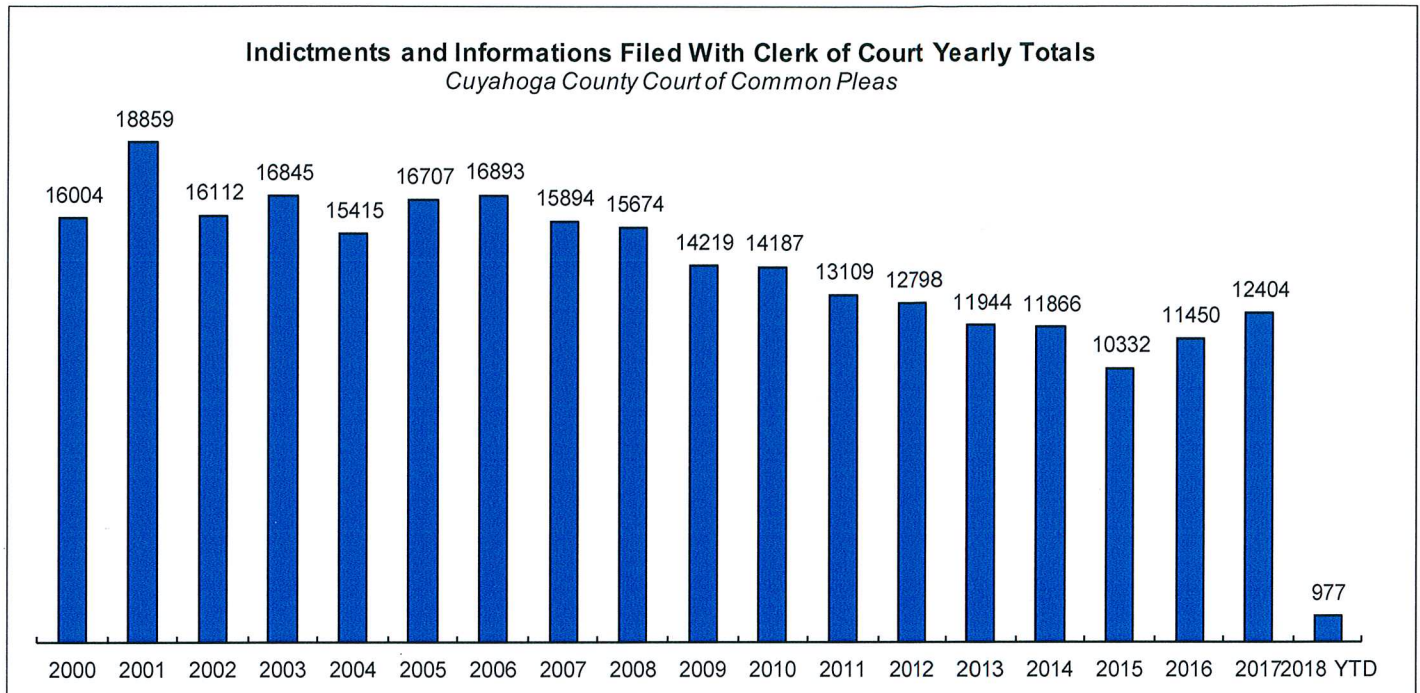
## Yearly Average Arrest to Disposition Timeline



# CUYAHOGA COUNTY COMMON PLEAS COURT

## **Indictments and Informations Filed With the Clerk of Courts**

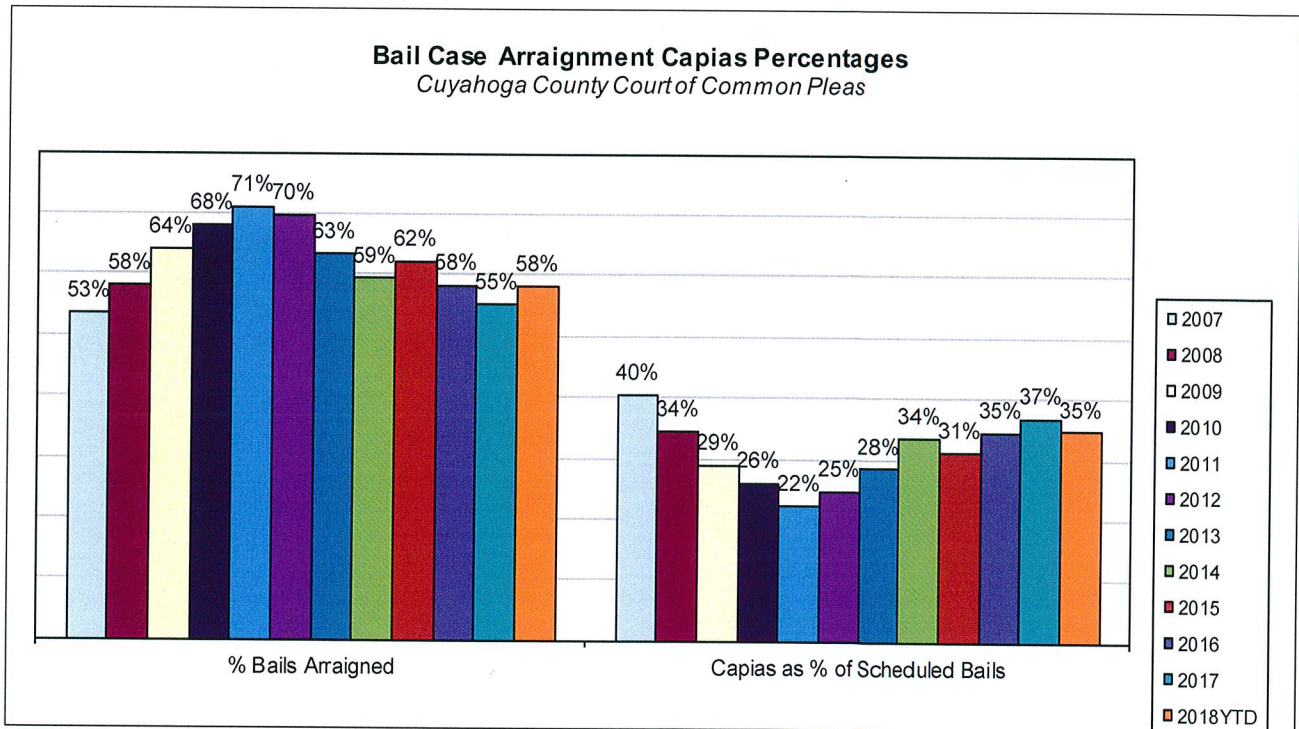
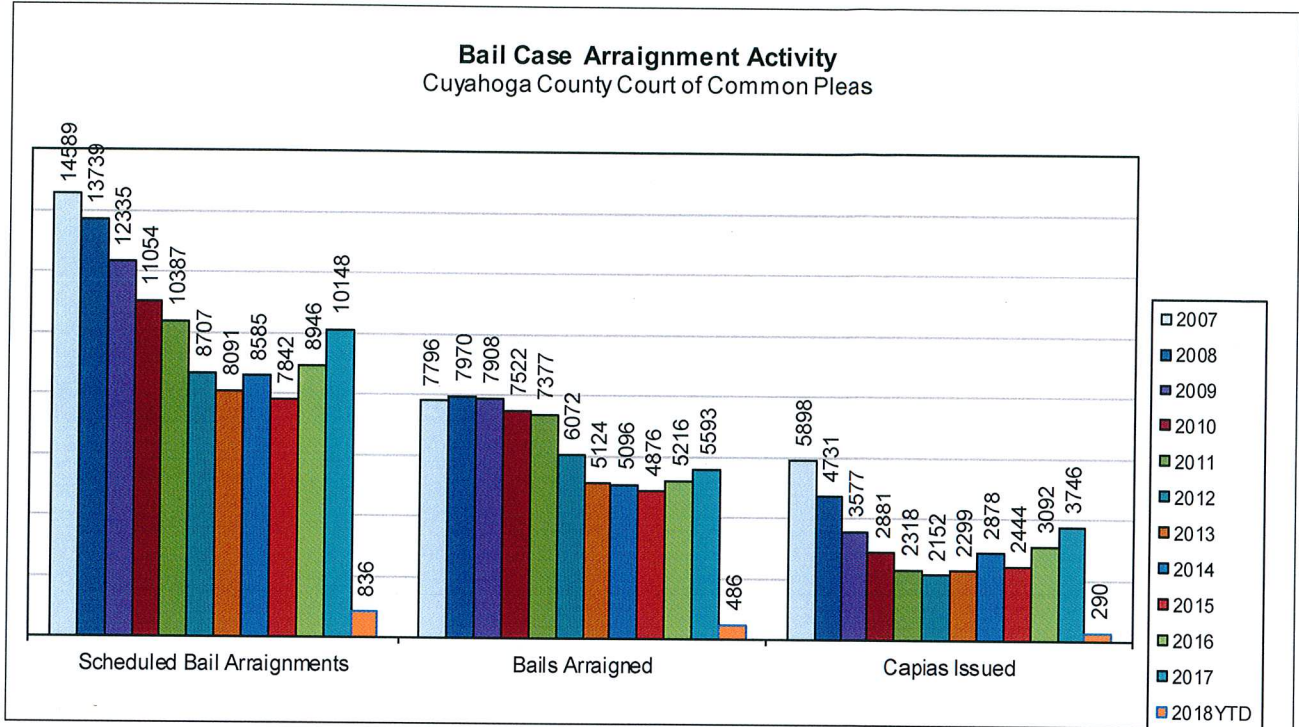
The following charts are reflective of Indictments and Informations filed with the Criminal Clerk of Courts from 2000. The source for this information was the Criminal Clerk's Office.



# CUYAHOGA COUNTY COMMON PLEAS COURT

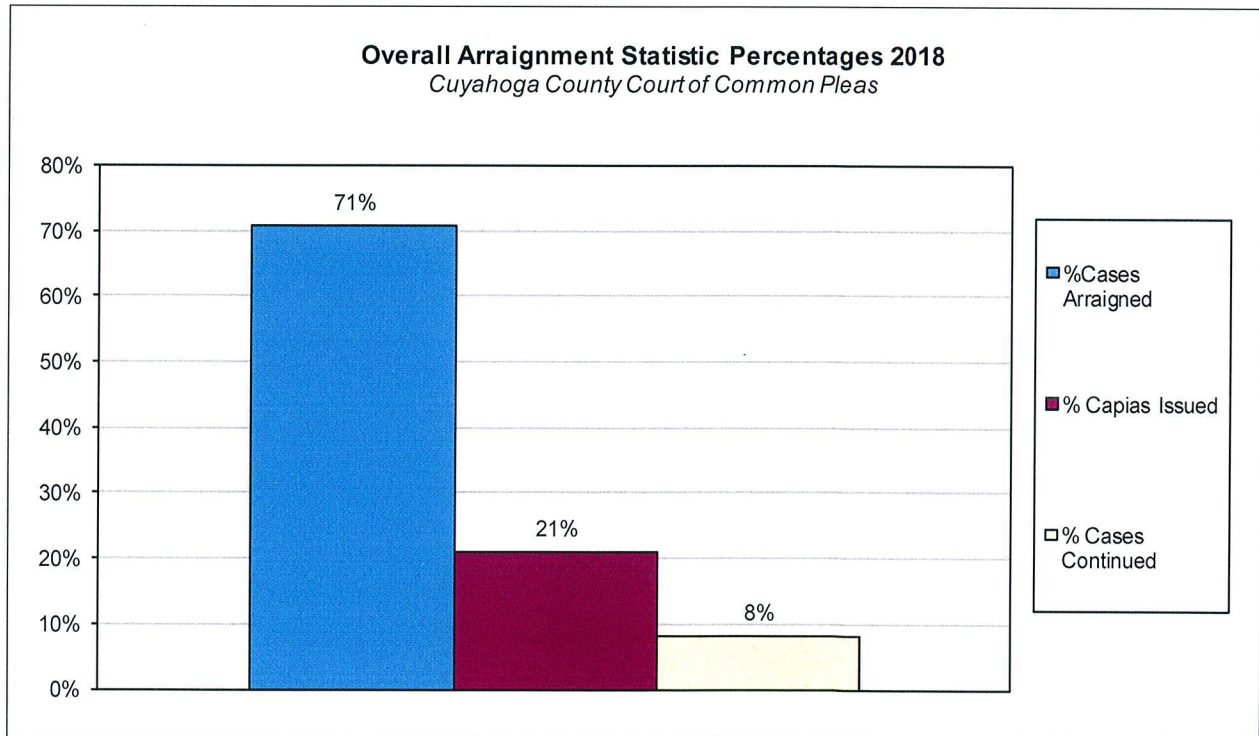
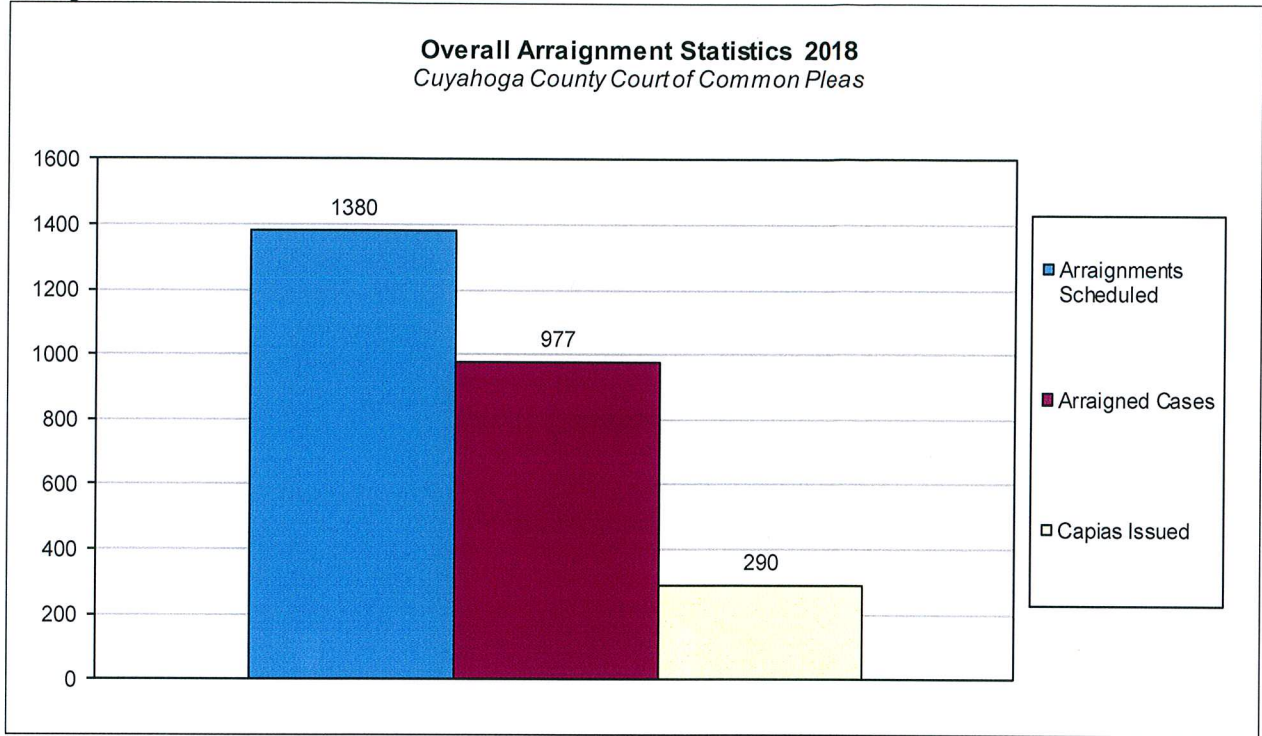
## Bail Case Arraignment Activity

The following charts are reflective of arraignment activity where the defendant was not incarcerated at the time of arraignment. The source for this information was the Criminal Records Department.



## Overall Arraignment Statistics

The arraignment statistics were provided by the Criminal Records Department. They are provided to give a representation of arraignment activity in the Court in 2018. These statistics include jail and non – jail arraignments.



# Judicial Foreclosure Statistics<sup>1</sup>


<sup>1</sup> For clarification purposes, Foreclosure cases in this report are identified as Judicial Foreclosure filings (filing codes 1460 (Foreclosure Marsh. Of Lien), 1465(Tax Lien), 1466 (Tax Certificate), 1470 (Quiet Title), and 1480 (Partition)). These cases are different from Board of Revision Foreclosures, which are not reported here.



# CUYAHOGA COUNTY COMMON PLEAS COURT

## **Total Pending Judicial Foreclosure Cases Referred to Magistrates**


The following chart is a display of the total number of pending Judicial Foreclosure cases referred to the Magistrates on specific dates. The table below shows the number of these cases pending from each year since 2000.



	As of:	2/8/2018											
Year													
1992		1											
2000		0											
2001		0											
2002		0											
2003		0											
2004		0											
2005		0											
2006		1											
2007		1											
2008		0											
2009		1											
2010		0											
2011		2											
2012		5											
2013		3											
2014		18											
2015		62											
2016		263											
2017		2498											
2018		407											
<b>Total</b>		<b>3262</b>											

## **Total Pending Tax Lien & Certificate Cases Referred to Magistrates**

The following chart is a display of the number of pending tax Judicial Foreclosure cases referred to the Magistrates on specific dates. The table below shows the number of pending tax Judicial Foreclosure cases in each year since 2000.




Year	As of:	2/8/2018												
2000		0												
2001		0												
2002		0												
2003		0												
2004		0												
2005		0												
2006		1												
2007		0												
2008		0												
2009		1												
2010		0												
2011		1												
2012		3												
2013		1												
2014		5												
2015		9												
2016		31												
2017		675												
2018		9												
<b>Total</b>		<b>736</b>												

# CUYAHOGA COUNTY COMMON PLEAS COURT

## ***Percentage of Pending Judicial Foreclosure Cases By Filing Year***

The following chart is a representation of the total number of pending Judicial Foreclosure cases by filing year expressed as a percentage on a specific date. The table below is the supporting data for this chart.

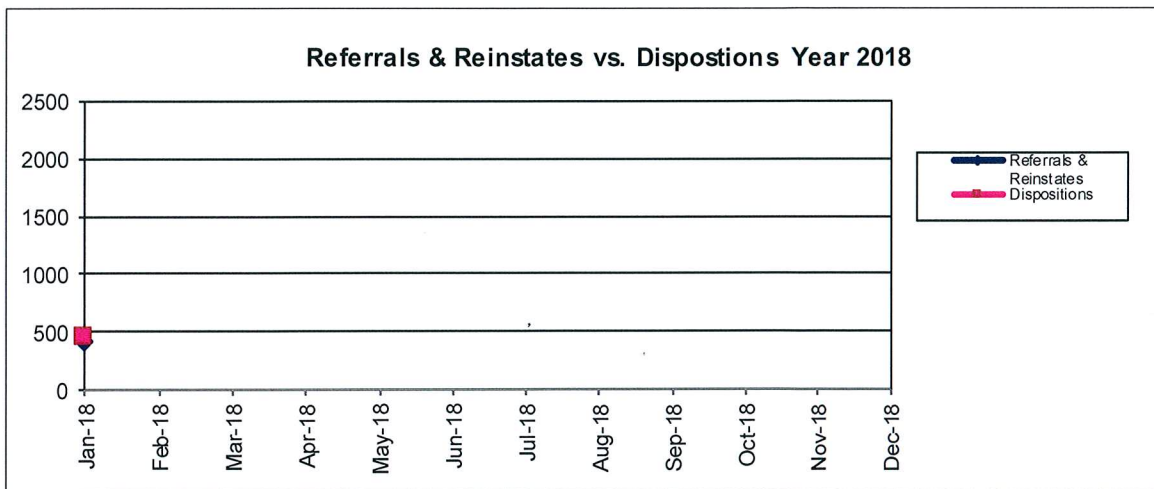
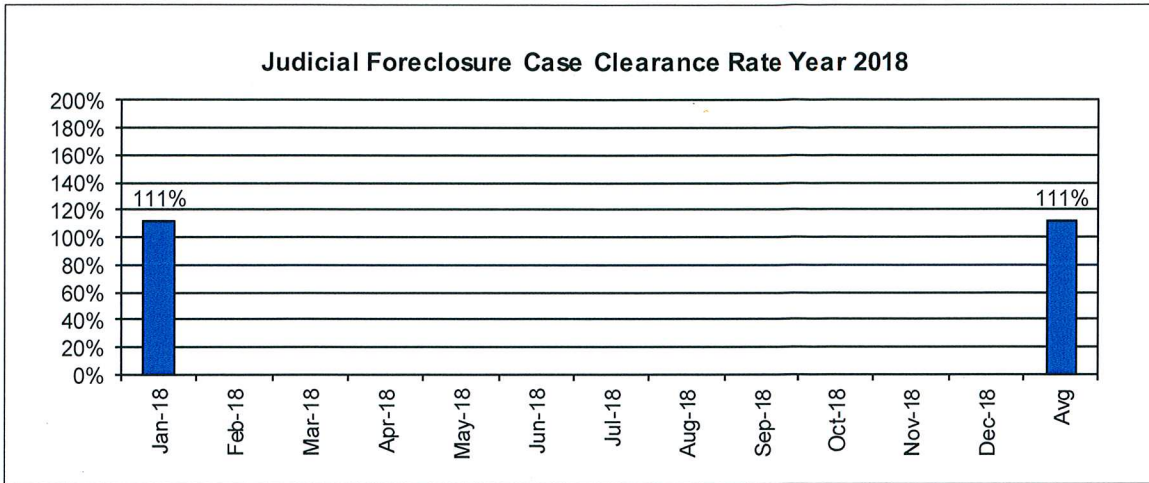


Year	As of:	2/8/2018	% of Total
1992		1	0.03%
2000		0	0.00%
2001		0	0.00%
2002		0	0.00%
2003		0	0.00%
2004		0	0.00%
2005		0	0.00%
2006		1	0.03%
2007		1	0.03%
2008		0	0.00%
2009		1	0.03%
2010		0	0.00%
2011		2	0.06%
2012		5	0.15%
2013		3	0.09%
2014		18	0.55%
2015		62	1.90%
2016		263	8.06%
2017		2498	76.58%
2018		407	12.48%
<b>Total</b>		<b>3262</b>	<b>100.00%</b>

# CUYAHOGA COUNTY COMMON PLEAS COURT

## Judicial Foreclosure Clearance Rate Year 2018

The Clearance Rate is the number of outgoing cases as a percentage of the number of incoming cases. Clearance rate measures whether the court is keeping up with its incoming caseload. If cases are not disposed in a timely manner, a backlog of cases awaiting disposition will grow. A Clearance Rate of 100% indicates that at least as many cases as have been filed, reopened, or reactivated in a period have been disposed.

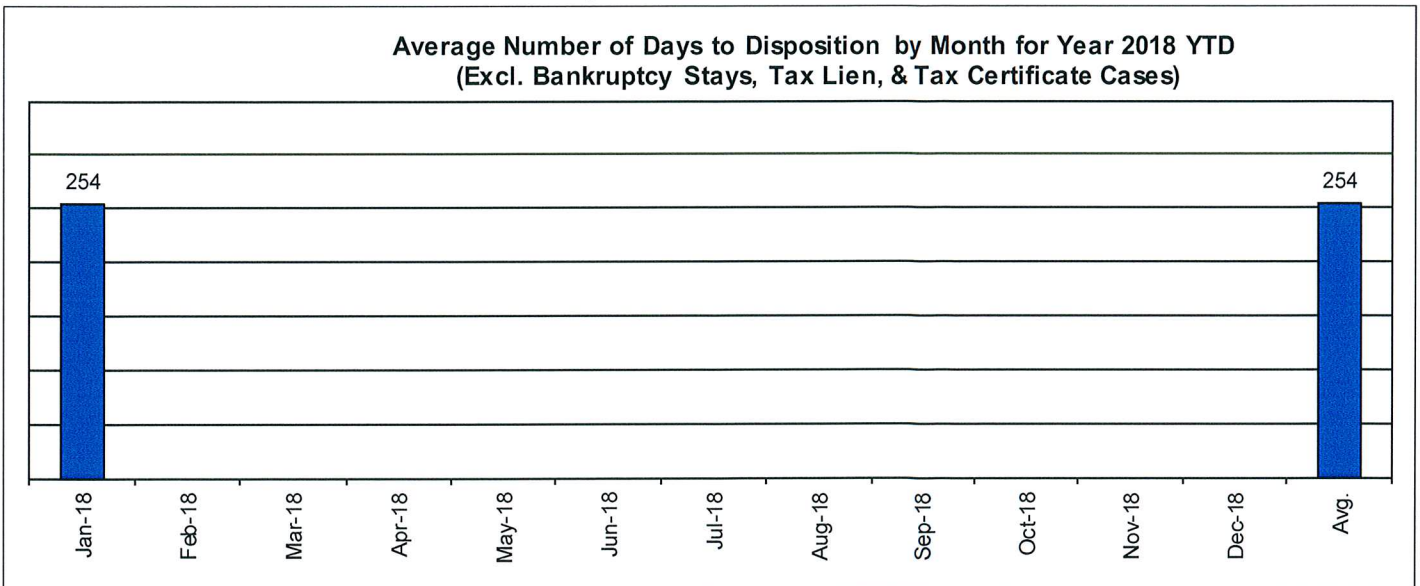
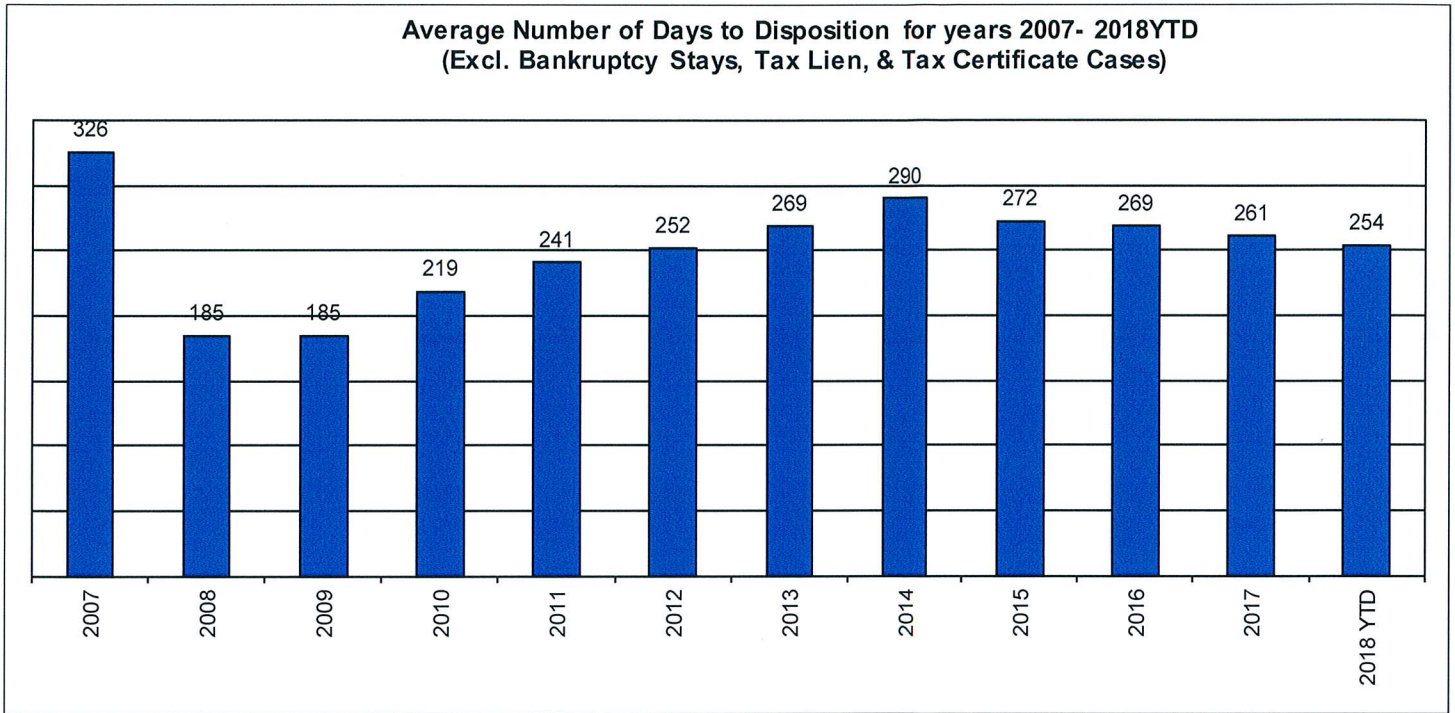


	Referrals & Reinstates	Dispositions	Clearance Rate
Jan-18	412	459	111%
Feb-18			
Mar-18			
Apr-18			
May-18			
Jun-18			
Jul-18			
Aug-18			
Sep-18			
Oct-18			
Nov-18			
Dec-18			
Avg	412	459	111%
Total	412	459	

# CUYAHOGA COUNTY COMMON PLEAS COURT

## **Avg. Number of Days to Disp. (Excl. Bank. Stays & Tax Lien & Tax Cert.)**

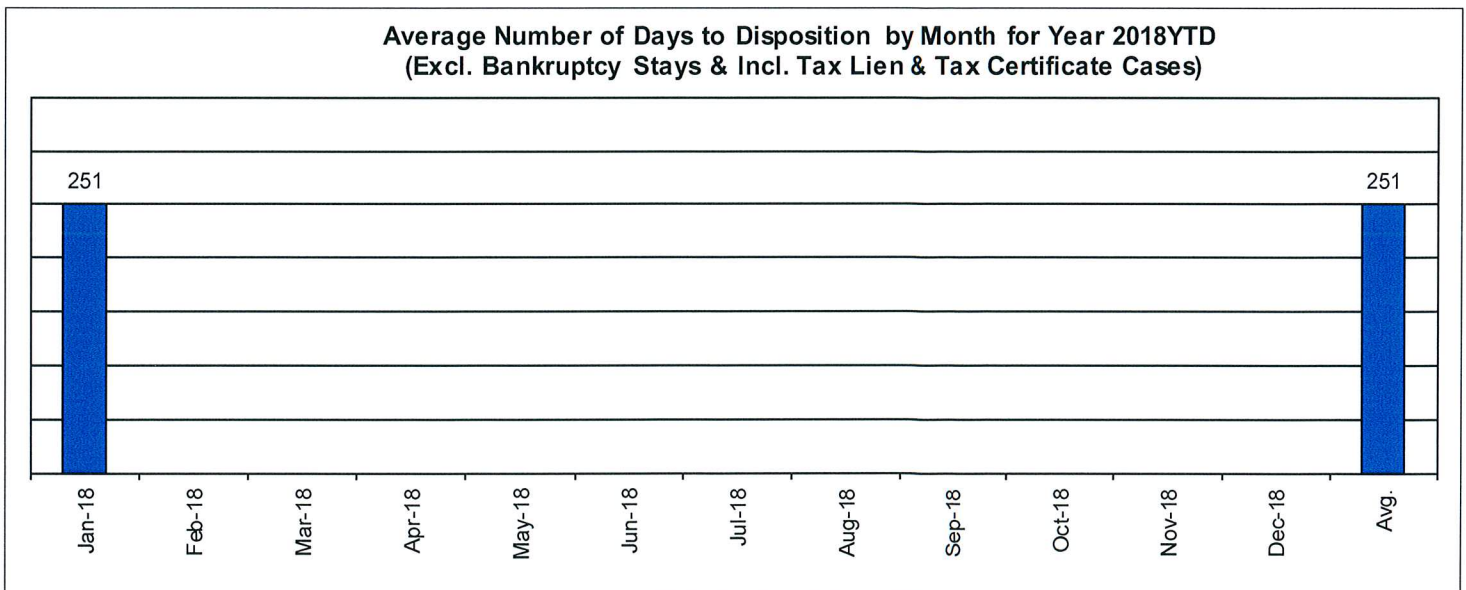
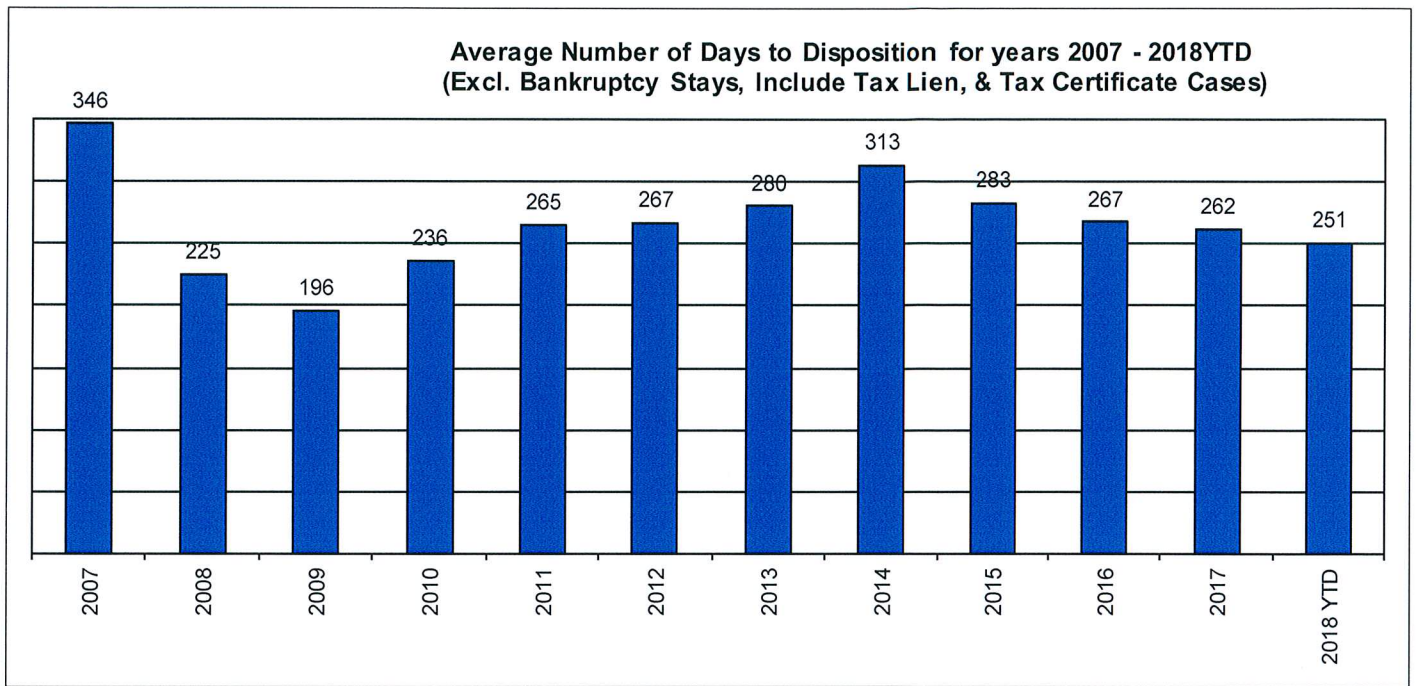
The average number of days to disposition is the number of days from filing to a final disposition entry being filed with the Clerk of Court. The data sample is based on all judicial foreclosure cases terminated by decree or dismissal (cases terminated by bankruptcy are not included) in a month. Each case is examined to determine the number of days between filing and termination with the periods that a case may have been in bankruptcy subtracted. Adding the total days of all of the cases minus bankruptcy periods and dividing by the total number of cases calculates the average. In the following chart, tax judicial foreclosure cases are excluded.



# CUYAHOGA COUNTY COMMON PLEAS COURT

## **Avg. Number of Days to Disp. (Excl. Bank. Stays & Incl. Tax Lien & Tax Cert.)**

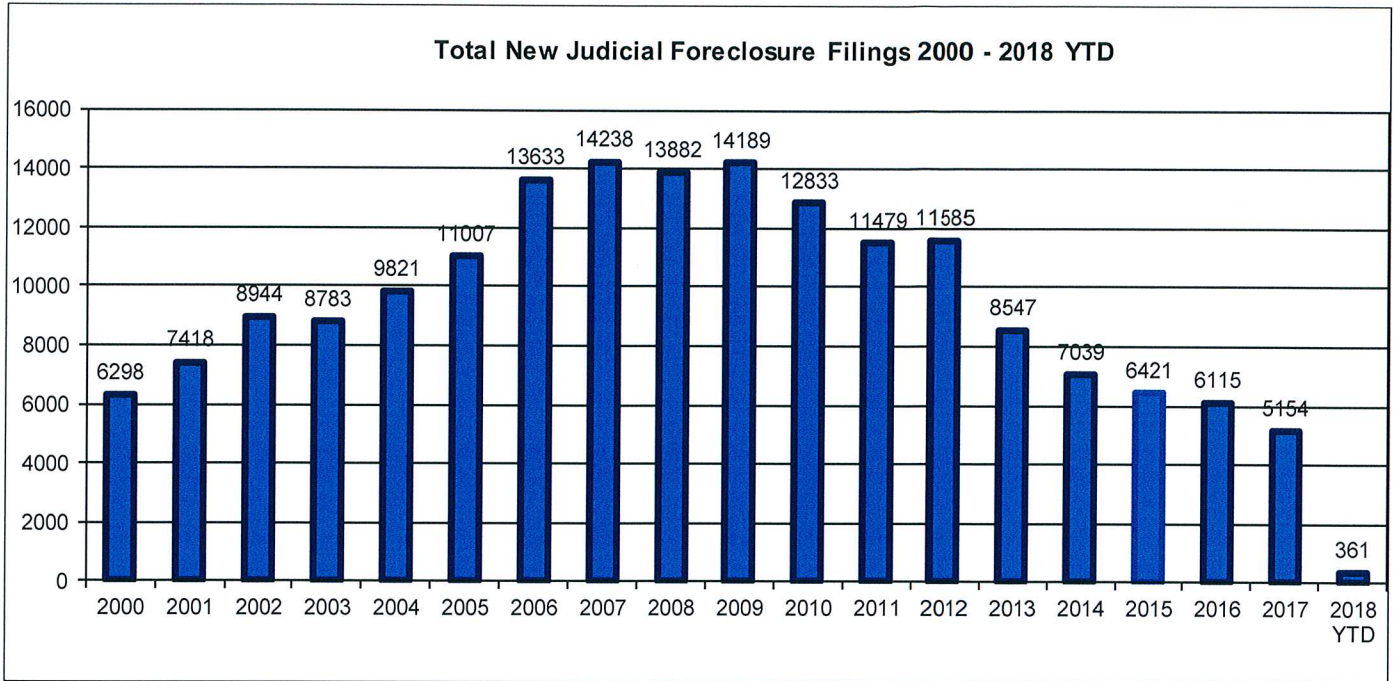
The average number of days to disposition is the number of days from filing to a final disposition entry being filed with the Clerk of Court. The data sample is based on all Judicial Foreclosure cases terminated by decree or dismissal (cases terminated by bankruptcy are not included) in a month. Each case is examined to determine the number of days between filing and termination with the periods that a case may have been in bankruptcy subtracted. Adding the total days of all of the cases minus bankruptcy periods and dividing by the total number of cases calculates the average. In the following chart, all types of Judicial Foreclosure cases are included.



## Total New Judicial Foreclosure Filings

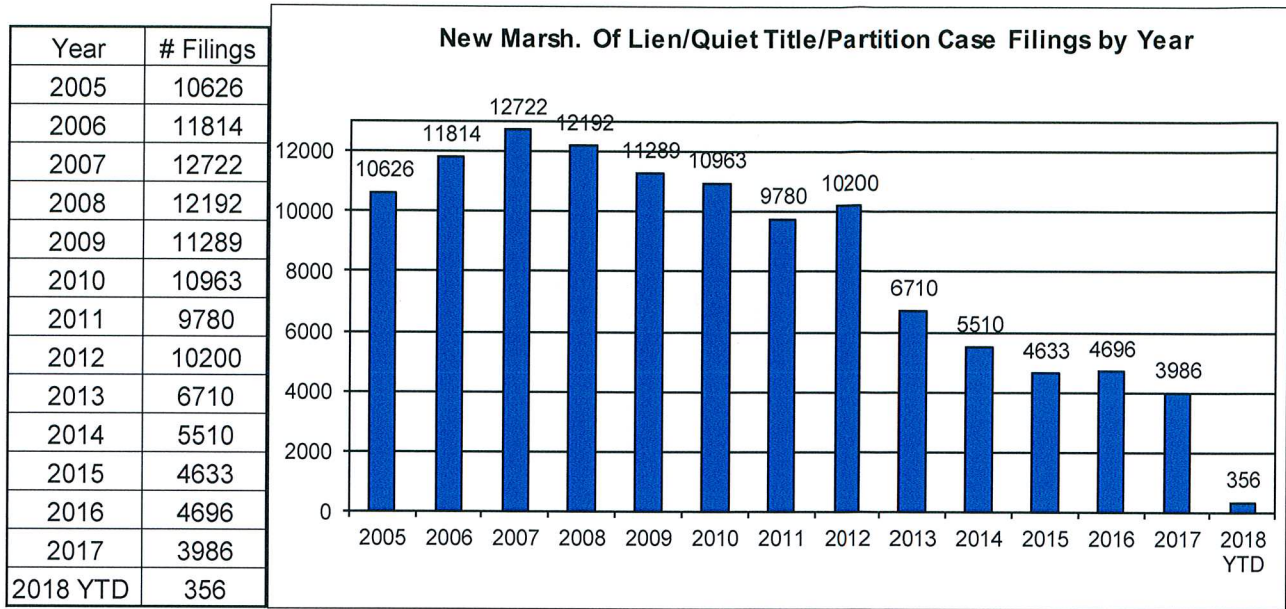
The following charts are provided as a historical view of new judicial foreclosure filings.

1. Total New Judicial Foreclosure Filings from 2000 – 2018 by year
2. Total New Marsh of Lien/Quiet Title/Partition Filings from 2005 – 2018 by month
3. Total New Tax Lien & Tax Certificate Filings for 2005 – 2018 by month
4. Total New Judicial Foreclosure Filings from 2005 – 2018 by month




# CUYAHOGA COUNTY COMMON PLEAS COURT

## ***New Marsh of Lien/Quiet Title/Partition Case Filings for Years 2005 – 2018 YTD***



## ***New Marsh of Lien/Quiet Title/Partition Case Filings by month for 2018 YTD***

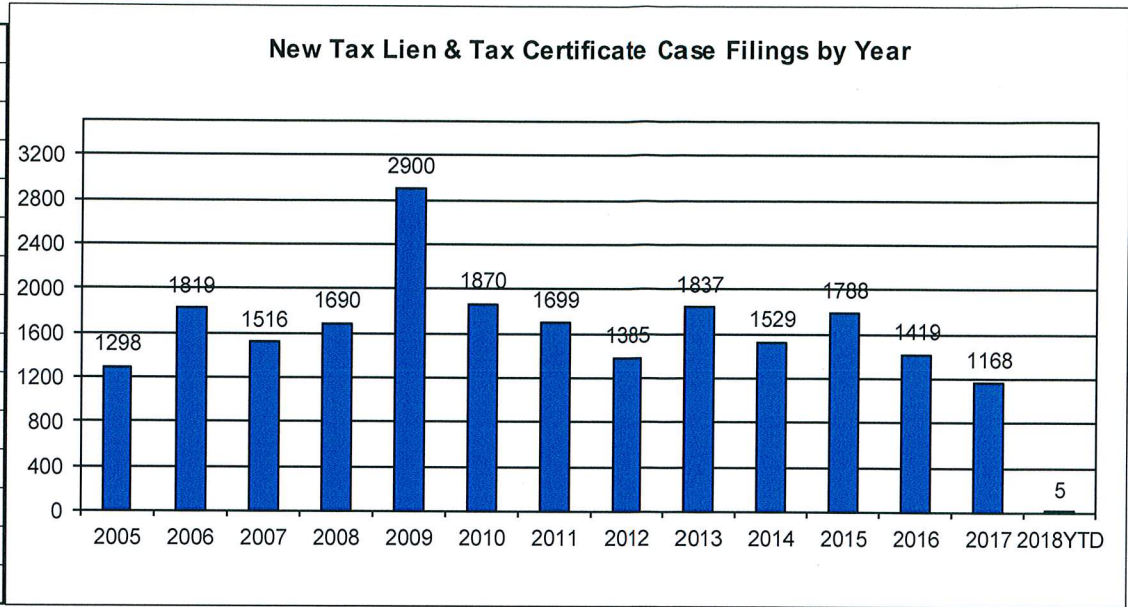




# CUYAHOGA COUNTY COMMON PLEAS COURT


## New Tax Lien & Certificate Filings for Years 2005 – 2018 YTD

Year	# Filings
2005	1298
2006	1819
2007	1516
2008	1690
2009	2900
2010	1870
2011	1699
2012	1385
2013	1837
2014	1529
2015	1788
2016	1419
2017	1168
2018YTD	5



## New Tax Lien & Certificate Filings by Month for Year 2018 YTD

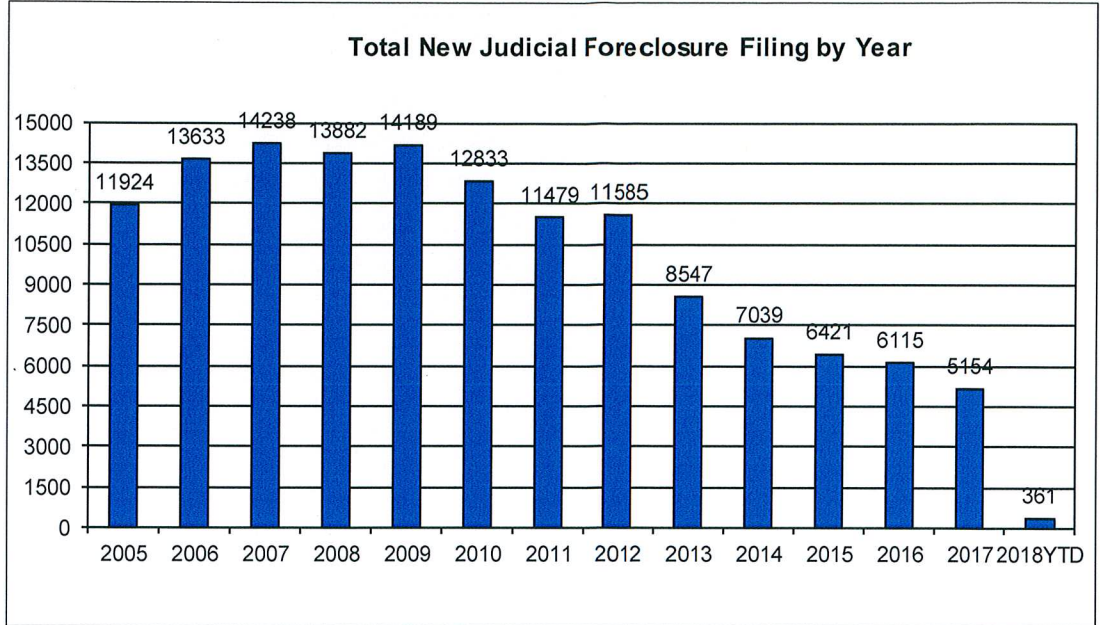
Month	# Filings
Jan-18	5
Feb-18	
Mar-18	
Apr-18	
May-18	
Jun-18	
Jul-18	
Aug-18	
Sep-18	
Oct-18	
Nov-18	
Dec-18	
Avg	5
Total	5



# CUYAHOGA COUNTY COMMON PLEAS COURT

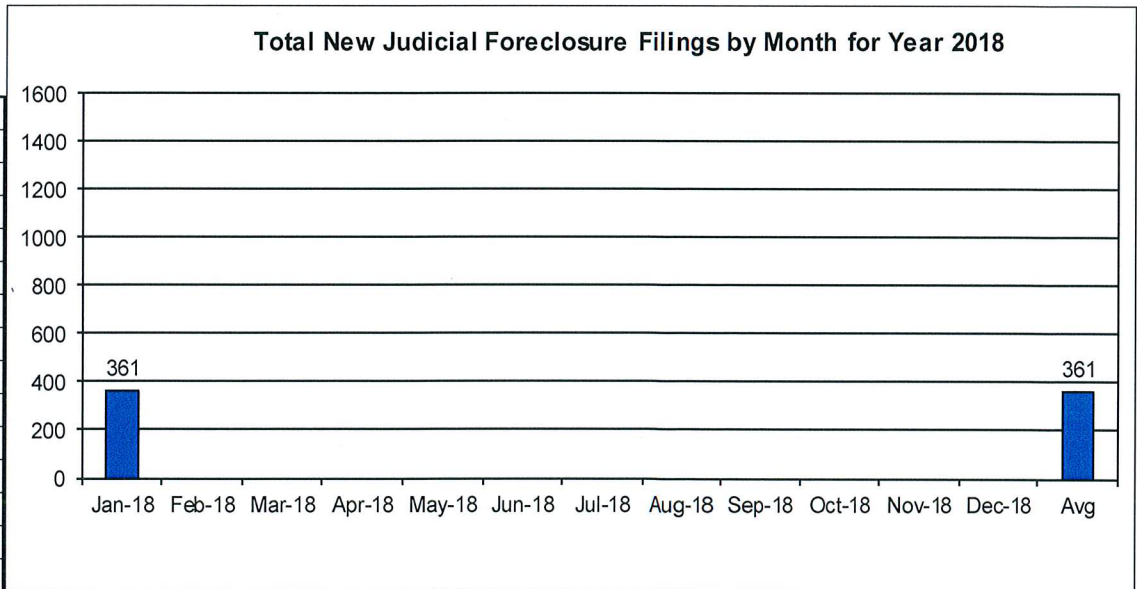
## Total New Judicial Foreclosure Filings Years 2005 – 2018 YTD

Year	# Filings
2005	11924
2006	13633
2007	14238
2008	13882
2009	14189
2010	12833
2011	11479
2012	11585
2013	8547
2014	7039
2015	6421
2016	6115
2017	5154
2018 YTD	361



## Total New Judicial Foreclosure Filings by Month for Year 2018 YTD

Month	# Filings
Jan-18	361
Feb-18	
Mar-18	
Apr-18	
May-18	
Jun-18	
Jul-18	
Aug-18	
Sep-18	
Oct-18	
Nov-18	
Dec-18	
Avg	361
Total	361



***Magistrate's Monthly Reports***

The Magistrates' Monthly Report consists of 5 reports. Below is a description of each.

**Magistrate's Monthly Supplemental Journal Entry Report (R415)**

Retrieves total number of supplemental entries and Decrees of Confirmation of Sheriff's sale created during a specific period. A supplemental entry is any journal created by a magistrate, which does not close out a case. For example, any magistrate's order (MG) setting a hearing, any journal entry (JE) ruling on a motion, journals confirming Sheriff's sales, etc.).

**Magistrate's Full Disposition Count by Magistrate Report (R413)**

Retrieves total number of cases disposed of during a specific period. The dispositions are grouped by Magistrate and then broken down by the type of disposition (i. e. Default, Dismissed with Prejudice, Dismissed without Prejudice, etc.) This report can be printed three different ways. Including tax cases (Full Dispositions), excluding tax cases (Non-Tax Dispositions), and Tax cases only (Tax Dispositions).

**Magistrate's Monthly Cases Referred/Reinstated Report (R418)**

Retrieves newly filed cases referred to the Magistrates Dept. and cases previously disposed by the Magistrates Dept. that are reinstated and re-referred to the magistrates. The cases are separated by Tax (filing code 1465; Tax Judicial Foreclosure & 1466; Tax Certificate Judicial Foreclosure) and Non-Tax (1460; Judicial Foreclosure Marsh. Of Lien, 1480; Partition, 1470; Quiet Title, misc. (i. e. 1391; Contract Other, etc.).

**Magistrate's Monthly Hearing Totals Report (R3146)**

Retrieves total number of hearings held during one month. The hearings are grouped by Magistrate and then broken down by what type hearing was held (i. e. Default, Pretrial, etc.).

**Magistrate's Monthly Case Load Report (R3147)**

Retrieves individual caseload totals for individual magistrates during a specific period. The cases are grouped by magistrate and then broken down by case type (i. e. tax judicial foreclosure, tax certificate judicial foreclosure and non-tax judicial foreclosure).

CUYAHOGA COUNTY COURT OF COMMON PLEAS

DATE: 02/08/2018  
TIME: 10:16 AM

OFFICE OF THE MAGISTRATES  
MAGISTRATE'S MONTHLY SUPPLEMENTALS BY CASE  
REPORTING PERIOD: JANUARY 2018

PAGE: 1  
CMSR415D

---

**SUPPLEMENTALS**

AUGUSTYN	121
BAKER	281
BUCHA	192
DAY	311
DYKE	215
GONZALEZ	187
HIPPLEY	165
JACKSON	201
KLEIN	187
LUCAS	225
VOZAR	161
WEISS	269
UNACCOUNTED FOR	0

---

**TOTAL** 2515

**CONFIRMATIONS**

**TOTAL** 3

CUYAHOGA COUNTY COURT OF COMMON PLEAS

OFFICE OF THE MAGISTRATES

Full Disposition Count by Magistrate

REPORTING PERIOD: FROM 01/01/2018 TO 01/31/2018

DATE: 02/08/2018

TIME: 10:18 AM

PAGE: 1

CMSR413

MagID	Dispose Type	Tax Cert.	Tax Treas.	Total
<b>KCA</b>				
	Bank	0	0	1
	Def	0	0	7
	Dism	0	0	6
	Ref. Vacate	0	0	0
	Court Trial	0	0	0
	Other	0	5	8
	<b><u>MAG'S TOTAL</u></b>	<b>0</b>	<b>5</b>	<b><u>22</u></b>
<b>GDB</b>				
	Bank	0	1	2
	Def	1	0	9
	Dism	0	2	12
	Ref. Vacate	0	0	0
	Court Trial	0	0	0
	Other	1	3	7
	<b><u>MAG'S TOTAL</u></b>	<b>2</b>	<b>6</b>	<b><u>30</u></b>
<b>SMB</b>				
	Bank	0	1	1
	Def	0	0	10
	Dism	0	1	13
	Ref. Vacate	0	0	0
	Court Trial	0	0	0
	Other	0	5	6
	<b><u>MAG'S TOTAL</u></b>	<b>0</b>	<b>7</b>	<b><u>30</u></b>
<b>CED</b>				
	Bank	0	0	2
	Def	0	0	9
	Dism	0	3	12
	Ref. Vacate	0	0	0
	Court Trial	0	0	0
	Other	0	5	10
	<b><u>MAG'S TOTAL</u></b>	<b>0</b>	<b>8</b>	<b><u>33</u></b>
<b>JTD</b>				
	Bank	0	0	1
	Def	0	1	10
	Dism	0	0	9
	Ref. Vacate	0	0	0
	Court Trial	0	0	0
	Other	0	3	5
	<b><u>MAG'S TOTAL</u></b>	<b>0</b>	<b>4</b>	<b><u>25</u></b>
<b>TG</b>				
	Bank	0	1	2
	Def	0	0	19
	Dism	0	1	13
	Ref. Vacate	0	0	0
	Court Trial	0	0	0
	Other	0	5	10
	<b><u>MAG'S TOTAL</u></b>	<b>0</b>	<b>7</b>	<b><u>44</u></b>
<b>KH</b>				
	Bank	0	0	1
	Def	0	0	27
	Dism	0	0	8
	Ref. Vacate	0	0	0
	Court Trial	0	0	0
	Other	0	4	5
	<b><u>MAG'S TOTAL</u></b>	<b>0</b>	<b>4</b>	<b><u>41</u></b>
<b>ARJ</b>				
	Bank	0	0	2
	Def	2	0	19
	Dism	0	1	7

Decrees	313
Defaults	182
Other	131
Court Trial	0
Dismissals	130
Bankruptcy	16
Ref. Vacated	0
<b>Grand Total</b>	<b>459</b>

DATE: 02/08/2018  
TIME: 10:18 AM

CUYAHOGA COUNTY COURT OF COMMON PLEAS  
OFFICE OF THE MAGISTRATES  
**Full Disposition Count by Magistrate**  
REPORTING PERIOD: FROM 01/01/2018 TO 01/31/2018

PAGE: 2  
CMSR413

---

MagID	Dispose Type	Tax Cert.	Tax Treas.	Total
	Ref. Vacate	0	0	0
	Court Trial	0	0	0
	Other	0	17	21
	<b><u>MAG'S TOTAL</u></b>	<b>2</b>	<b>18</b>	<b><u>49</u></b>

---

MK	Bank	0	0	1
	Def	2	0	19
	Dism	1	2	17
	Ref. Vacate	0	0	0
	Court Trial	0	0	0
	Other	1	8	14
	<b><u>MAG'S TOTAL</u></b>	<b>4</b>	<b>10</b>	<b><u>51</u></b>

---

PL	Bank	0	1	1
	Def	1	0	10
	Dism	0	1	11
	Ref. Vacate	0	0	0
	Court Trial	0	0	0
	Other	0	11	19
	<b><u>MAG'S TOTAL</u></b>	<b>1</b>	<b>13</b>	<b><u>41</u></b>

---

TJV	Bank	1	1	2
	Def	0	0	15
	Dism	0	0	8
	Ref. Vacate	0	0	0
	Court Trial	0	0	0
	Other	0	14	18
	<b><u>MAG'S TOTAL</u></b>	<b>1</b>	<b>15</b>	<b><u>43</u></b>

---

CW	Bank	0	0	0
	Def	2	0	28
	Dism	0	2	14
	Ref. Vacate	0	0	0
	Court Trial	0	0	0
	Other	0	7	8
	<b><u>MAG'S TOTAL</u></b>	<b>2</b>	<b>9</b>	<b><u>50</u></b>

---

**CUYAHOGA COUNTY COURT OF COMMON PLEAS**

DATE: 02/08/2018  
 TIME: 10:18 AM

OFFICE OF THE MAGISTRATES  
 MAGISTRATE'S MONTHLY REF/REIN CASES  
 FROM 01/01/2018 TO 01/31/2018

CMSR418

MAGISTRATE	NEW REFERRALS				REINSTATED			
	Tax Treas.	Tax Cert.	Non-Tax	Total	Tax Treas.	Tax Cert.	Non-Tax	Total
<u>AUGUSTYN/KEVIN/C</u>	1	0	29	30	0	0	2	2
<u>BAKER/GAIL/D</u>	1	0	26	27	0	1	0	1
<u>BUCHA/STEPHEN/M</u>	0	1	24	25	0	0	1	1
<u>DAY/CHRISTOPHER/E</u>	0	0	32	32	0	0	3	3
<u>DYKE/JOHN/T</u>	1	0	28	29	0	0	0	0
<u>GONZALEZ/TRACEY/</u>	0	0	31	31	0	0	3	3
<u>HIPPLEY/KEVIN/</u>	0	0	36	36	0	0	3	3
<u>JACKSON/AMY/R</u>	1	0	35	36	0	0	4	4
<u>KLEIN/MONICA/</u>	1	0	38	39	1	0	1	2
<u>LUCAS/PAUL/</u>	0	0	35	35	0	1	0	1
<u>VOZAR/THOMAS/J</u>	0	0	34	34	0	0	1	1
<u>WEISS/CAROL/</u>	0	0	33	33	0	1	3	4
<b><u>TOTAL</u></b>	5	1	381	387	1	3	21	25
<b><u>COMBINED TOTAL</u></b>	412							

**CUYAHOGA COUNTY COURT OF COMMON PLEAS**

**OFFICE OF THE MAGISTRATES**

**MAG MONTHLY HEARING TOTALS**

Reporting Period: January 2018

DATE: 02/08/2018  
TIME: 10:19 AM

PAGE: 1  
CMSR3146

Monthly Hearing Total      475

AUGUSTYN  
 Default Hearings            20  
 Tax Hearings                4  
 Pretrials                      4  


---

 TOTAL:                        28

BAKER  
 Default Hearings            42  
 Tax Hearings                17  
 Pretrials                      2  


---

 TOTAL:                        61

BUCHA  
 Default Hearings            13  
 Tax Hearings                7  
 Pretrials                      20  


---

 TOTAL:                        40

DAY  
 Default Hearings            23  
 Tax Hearings                17  
 Pretrials                      1  


---

 TOTAL:                        41

DYKE  
 Default Hearings            11  
 Tax Hearings                8  
 Pretrials                      2  


---

 TOTAL:                        21

GONZALEZ  
 Default Hearings            29  
 Tax Hearings                8  
 Pretrials                      4  


---

 TOTAL:                        41

HIPPLEY  
 Default Hearings            21  
 Tax Hearings                12  
 Pretrials                      4  


---

 TOTAL:                        37

JACKSON  
 Default Hearings            22  
 Tax Hearings                14  
 Pretrials                      6  


---

 TOTAL:                        42

KLEIN  
 Default Hearings            26  
 Tax Hearings                7  
 Pretrials                      9  


---

 TOTAL:                        42

LUCAS  
 Default Hearings            23  
 Tax Hearings                15  
 Pretrials                      6  


---

 TOTAL:                        44



CUYAHOGA COUNTY COURT OF COMMON PLEAS

OFFICE OF THE MAGISTRATES

MAG MONTHLY HEARING TOTALS

Reporting Period: January 2018

DATE: 02/08/2018  
TIME: 10:19 AM

PAGE: 2  
CMSR3146

---

TOTAL:	44
VOZAR	
Default Hearings	15
Tax Hearings	13
Pretrials	15
<hr/>	
TOTAL:	43
WEISS	
Default Hearings	24
Tax Hearings	7
Pretrials	4
<hr/>	
TOTAL:	35

**CUYAHOGA COUNTY COURT OF COMMON PLEAS**

DATE: 02/08/2018  
 TIME: 10:19 AM

Office of the Magistrates  
 Magistrate's Monthly Case Load  
 MONTH: JANUARY 2018

PAGE: 1  
 CMSR3147

Magistrate Name	Non Tax Total	Tax Cert.	Tax Treas.	Total Tax	Total Cases
AUGUSTYN	113	1	52	53	166
BAKER	216	1	63	64	280
BUCHA	104	4	33	37	141
DAY	159	0	37	37	196
DYKE	156	4	54	58	214
GONZALEZ	198	8	67	75	273
HIPPLEY	190	5	60	65	255
JACKSON	191	4	53	57	248
KLEIN	204	5	64	69	273
LUCAS	221	4	76	80	301
VOZAR	217	5	86	91	308
WEISS	211	5	51	56	267
<b>Non Tax Total:</b>	<b>2180</b>	<b>Cert.Tax Total: 46</b>	<b>Tax Treas. Total: 696</b>	<b>Total Tax: 742</b>	<b>Total Cases: 2922</b>

***Report CMSR1062 - Judicial Foreclosure Statistics by Judge***

Report CMSR1062 provides a list of judicial foreclosure case activity for each Judge. The report identifies how many cases were pending at the beginning of the period. The new cases filed and cases that were transferred in or reactivated are added to the number pending at the beginning of the period. It then shows the type and number of terminations for the period. The total terminations are subtracted from the total pending which provides the pending at the end of the period.

**CUYAHOGA COUNTY COURT OF COMMON PLEAS**

DATE: 02/08/2018  
TIME: 10:13 AM

**Foreclosure Statistics by Judge**  
Reporting Period: January 2018

PAGE: 1  
CMSR1062

<b>Judge</b>							
<b>AMBROSE, DICK</b>							
	Pending at Beg of Period		New Cases Filed	Cases Transferred In / Reactivated			Total
	77		12	6			95
Terminations							
	Bankruptcy	Default	RefVacated	Court Trial	Dismiss	Other	Total
	0	3	0	0	3	5	11
	Total Pending at End of Period						84
<b>BARKER, PAMELA A</b>							
	Pending at Beg of Period		New Cases Filed	Cases Transferred In / Reactivated			Total
	102		14	3			119
Terminations							
	Bankruptcy	Default	RefVacated	Court Trial	Dismiss	Other	Total
	0	3	0	0	2	11	16
	Total Pending at End of Period						103
<b>BURNSIDE, JANET R</b>							
	Pending at Beg of Period		New Cases Filed	Cases Transferred In / Reactivated			Total
	93		11	6			110
Terminations							
	Bankruptcy	Default	RefVacated	Court Trial	Dismiss	Other	Total
	0	6	0	0	4	5	15
	Total Pending at End of Period						95
<b>CALABRESE, DEENA R</b>							
	Pending at Beg of Period		New Cases Filed	Cases Transferred In / Reactivated			Total
	109		14	2			125
Terminations							
	Bankruptcy	Default	RefVacated	Court Trial	Dismiss	Other	Total
	1	7	0	0	8	10	26
	Total Pending at End of Period						99
<b>CLANCY, MAUREEN</b>							
	Pending at Beg of Period		New Cases Filed	Cases Transferred In / Reactivated			Total
	96		6	3			105
Terminations							
	Bankruptcy	Default	RefVacated	Court Trial	Dismiss	Other	Total
	0	7	0	0	4	7	18
	Total Pending at End of Period						87
<b>COLLIER-WILLIAMS, CASSANDRA</b>							
	Pending at Beg of Period		New Cases Filed	Cases Transferred In / Reactivated			Total
	105		15	3			123
Terminations							
	Bankruptcy	Default	RefVacated	Court Trial	Dismiss	Other	Total
	0	9	0	0	3	8	20
	Total Pending at End of Period						103
<b>CORRIGAN, BRIAN J</b>							
	Pending at Beg of Period		New Cases Filed	Cases Transferred In / Reactivated			Total
	97		12	8			117
Terminations							
	Bankruptcy	Default	RefVacated	Court Trial	Dismiss	Other	Total
	1	4	0	0	3	5	13
	Total Pending at End of Period						104
<b>CORRIGAN, PETER J</b>							

**CUYAHOGA COUNTY COURT OF COMMON PLEAS**

DATE: 02/08/2018  
TIME: 10:13 AM

**Foreclosure Statistics by Judge**  
Reporting Period: January 2018

PAGE: 2  
CMSR1062

**Judge**

Pending at Beg of Period		New Cases Filed			Cases Transferred In / Reactivated			Total
80		10			3			93
Terminations	Bankruptcy	Default	RefVacated	Court Trial	Dismiss	Other	Total	
	0	2	0	0	2	1	5	
Total Pending at End of Period							88	
<b>DONNELLY, MICHAEL P</b>								
Pending at Beg of Period		New Cases Filed			Cases Transferred In / Reactivated			Total
105		8			2			115
Terminations	Bankruptcy	Default	RefVacated	Court Trial	Dismiss	Other	Total	
	1	5	0	0	5	2	13	
Total Pending at End of Period							102	
<b>FRIEDLAND, CAROLYN B</b>								
Pending at Beg of Period		New Cases Filed			Cases Transferred In / Reactivated			Total
99		7			8			114
Terminations	Bankruptcy	Default	RefVacated	Court Trial	Dismiss	Other	Total	
	0	6	0	0	6	6	18	
Total Pending at End of Period							96	
<b>FRIEDMAN, STUART A</b>								
Pending at Beg of Period		New Cases Filed			Cases Transferred In / Reactivated			Total
96		17			6			119
Terminations	Bankruptcy	Default	RefVacated	Court Trial	Dismiss	Other	Total	
	1	8	0	0	4	7	20	
Total Pending at End of Period							99	
<b>FUERST, NANCY A</b>								
Pending at Beg of Period		New Cases Filed			Cases Transferred In / Reactivated			Total
112		16			5			133
Terminations	Bankruptcy	Default	RefVacated	Court Trial	Dismiss	Other	Total	
	1	4	0	0	1	15	21	
Total Pending at End of Period							112	
<b>GALL, STEVEN E</b>								
Pending at Beg of Period		New Cases Filed			Cases Transferred In / Reactivated			Total
101		8			6			115
Terminations	Bankruptcy	Default	RefVacated	Court Trial	Dismiss	Other	Total	
	0	9	0	0	5	4	18	
Total Pending at End of Period							97	
<b>GALLAGHER, HOLLIE L</b>								
Pending at Beg of Period		New Cases Filed			Cases Transferred In / Reactivated			Total
72		4			5			81
Terminations	Bankruptcy	Default	RefVacated	Court Trial	Dismiss	Other	Total	
	2	4	0	0	4	8	18	
Total Pending at End of Period							63	
<b>GALLAGHER, KELLY ANN</b>								

GALLAGHER, KELLY ANN

**CUYAHOGA COUNTY COURT OF COMMON PLEAS**

DATE: 02/08/2018  
 TIME: 10:13 AM

**Foreclosure Statistics by Judge**  
 Reporting Period: January 2018

PAGE: 3  
 CMSR1062

**Judge**

	Pending at Beg of Period		New Cases Filed		Cases Transferred In / Reactivated		Total
	82		9		3		94
Terminations							
	Bankruptcy	Default	RefVacated	Court Trial	Dismiss	Other	Total
	0	7	0	0	3	8	18
	Total Pending at End of Period						76

GALLAGHER, SHANNON M

	Pending at Beg of Period		New Cases Filed		Cases Transferred In / Reactivated		Total
	109		8		5		122
Terminations							
	Bankruptcy	Default	RefVacated	Court Trial	Dismiss	Other	Total
	0	5	0	0	4	10	19
	Total Pending at End of Period						103

GAUL, DANIEL

	Pending at Beg of Period		New Cases Filed		Cases Transferred In / Reactivated		Total
	112		7		2		121
Terminations							
	Bankruptcy	Default	RefVacated	Court Trial	Dismiss	Other	Total
	0	4	0	0	3	7	14
	Total Pending at End of Period						107

JACKSON, MICHAEL E

	Pending at Beg of Period		New Cases Filed		Cases Transferred In / Reactivated		Total
	97		9		2		108
Terminations							
	Bankruptcy	Default	RefVacated	Court Trial	Dismiss	Other	Total
	1	7	0	0	5	2	15
	Total Pending at End of Period						93

MATIA, DAVID T

	Pending at Beg of Period		New Cases Filed		Cases Transferred In / Reactivated		Total
	90		9		3		102
Terminations							
	Bankruptcy	Default	RefVacated	Court Trial	Dismiss	Other	Total
	1	3	0	0	4	6	14
	Total Pending at End of Period						88

MCCLELLAND, ROBERT C

	Pending at Beg of Period		New Cases Filed		Cases Transferred In / Reactivated		Total
	68		12		6		86
Terminations							
	Bankruptcy	Default	RefVacated	Court Trial	Dismiss	Other	Total
	0	3	0	0	3	3	9
	Total Pending at End of Period						77

MCCORMICK, TIMOTHY

	Pending at Beg of Period		New Cases Filed		Cases Transferred In / Reactivated		Total
	96		12		6		114
Terminations							
	Bankruptcy	Default	RefVacated	Court Trial	Dismiss	Other	Total
	1	4	0	0	3	10	18
	Total Pending at End of Period						96

MCDONNELL, NANCY R

**CUYAHOGA COUNTY COURT OF COMMON PLEAS**

DATE: 02/08/2018  
TIME: 10:13 AM

**Foreclosure Statistics by Judge**  
Reporting Period: January 2018

PAGE: 4  
CMSR1062

**Judge**

	Pending at Beg of Period		New Cases Filed		Cases Transferred In / Reactivated		Total
	91		11		6		108
Terminations							
	Bankruptcy	Default	RefVacated	Court Trial	Dismiss	Other	Total
	0	11	0	0	6	3	20
	Total Pending at End of Period						88

MIDAY, SHERRIE

	Pending at Beg of Period		New Cases Filed		Cases Transferred In / Reactivated		Total
	102		7		2		111
Terminations							
	Bankruptcy	Default	RefVacated	Court Trial	Dismiss	Other	Total
	2	5	0	0	4	5	16
	Total Pending at End of Period						95

O'DONNELL, JOHN P

	Pending at Beg of Period		New Cases Filed		Cases Transferred In / Reactivated		Total
	52		11		6		69
Terminations							
	Bankruptcy	Default	RefVacated	Court Trial	Dismiss	Other	Total
	0	3	0	0	5	2	10
	Total Pending at End of Period						59

RUSSO, JOHN J

	Pending at Beg of Period		New Cases Filed		Cases Transferred In / Reactivated		Total
	49		3		1		53
Terminations							
	Bankruptcy	Default	RefVacated	Court Trial	Dismiss	Other	Total
	0	2	0	0	1	4	7
	Total Pending at End of Period						46

RUSSO, JOSEPH D

	Pending at Beg of Period		New Cases Filed		Cases Transferred In / Reactivated		Total
	88		10		4		102
Terminations							
	Bankruptcy	Default	RefVacated	Court Trial	Dismiss	Other	Total
	0	8	0	0	2	12	22
	Total Pending at End of Period						80

RUSSO, MICHAEL J

	Pending at Beg of Period		New Cases Filed		Cases Transferred In / Reactivated		Total
	72		15		3		90
Terminations							
	Bankruptcy	Default	RefVacated	Court Trial	Dismiss	Other	Total
	2	4	0	0	1	9	16
	Total Pending at End of Period						74

RUSSO, NANCY MARGARET

	Pending at Beg of Period		New Cases Filed		Cases Transferred In / Reactivated		Total
	64		12		1		77
Terminations							
	Bankruptcy	Default	RefVacated	Court Trial	Dismiss	Other	Total
	1	3	0	0	2	5	11
	Total Pending at End of Period						66

SAFFOLD, SHIRLEY STRICKLAND

**CUYAHOGA COUNTY COURT OF COMMON PLEAS**

DATE: 02/08/2018  
TIME: 10:13 AM

**Foreclosure Statistics by Judge**  
Reporting Period: January 2018

PAGE: 5  
CMSR1062

**Judge**

Pending at Beg of Period		New Cases Filed		Cases Transferred In / Reactivated			Total
99		9		5			113
Terminations							
Bankruptcy	0	Default	1	RefVacated	0	Court Trial	0
						Dismiss	3
						Other	5
Total Pending at End of Period							104
100		12		0			112
Terminations							
Bankruptcy	0	Default	2	RefVacated	0	Court Trial	0
						Dismiss	5
						Other	4
Total Pending at End of Period							101
84		10		2			96
Terminations							
Bankruptcy	0	Default	5	RefVacated	0	Court Trial	0
						Dismiss	4
						Other	4
Total Pending at End of Period							83
86		9		6			101
Terminations							
Bankruptcy	0	Default	11	RefVacated	0	Court Trial	0
						Dismiss	1
						Other	6
Total Pending at End of Period							83
70		11		2			83
Terminations							
Bankruptcy	0	Default	5	RefVacated	0	Court Trial	0
						Dismiss	3
						Other	4
Total Pending at End of Period							71
109		21		3			133
Terminations							
Bankruptcy	1	Default	8	RefVacated	0	Court Trial	0
						Dismiss	10
						Other	14
Total Pending at End of Period							100



# *Monthly Summary*

# MONTHLY SUMMARY

## January 2018

NAME	PEND	ASSIGNED			TRIALS						DISP	PENDING				+	-
		CV	CR	TOT	JURY			COURT				CV	FR	CR	TOT		
Dick Ambrose	441	49	41	90	0	1	1	0	1	1	69	221	83	158	462	-21	
Pamela A. Barker	437	54	29	83	0	0	0	0	0	0	80	206	103	131	440	-3	
Janet R. Burnside	421	53	41	94	0	2	2	0	0	0	79	227	94	115	436	-15	
Deena R. Calabrese	440	48	27	75	0	0	0	0	0	0	110	184	99	122	405	+35	
Maureen Clancy	363	54	36	90	0	0	0	0	0	0	100	189	86	78	353	+10	
Cassandra Collier-Willia	454	55	30	85	0	0	0	0	0	0	111	169	102	157	428	+26	
Brian J. Corrigan	494	53	44	97	0	0	0	0	0	0	80	248	104	159	511	-17	
Peter J. Corrigan	415	47	26	73	0	1	1	0	0	0	69	190	88	141	419	-4	
Michael P. Donnelly	469	46	36	82	0	1	1	0	0	0	66	194	101	190	485	-16	
Carolyn B. Friedland	479	51	34	85	0	0	0	0	1	1	84	251	96	133	480	-1	
Stuart A. Friedman	450	55	33	88	0	0	0	0	0	0	79	238	98	123	459	-9	
Nancy A. Fuerst	385	55	29	84	0	0	0	0	0	0	80	182	112	95	389	-4	
Steven E. Gall	427	49	31	80	0	0	0	1	0	1	93	178	97	139	414	+13	
Hollie L. Gallagher	373	48	39	87	1	0	1	0	1	1	86	198	63	113	374	-1	
Kelly A. Gallagher	395	49	15	64	0	0	0	1	0	1	74	230	76	79	385	+10	
Shannon M. Gallagher	457	47	27	74	0	0	0	0	2	2	93	222	102	114	438	+19	
Daniel Gaul	465	49	37	86	0	1	1	0	0	0	79	212	107	153	472	-7	
Michael E Jackson	484	45	39	84	0	1	1	0	0	0	54	208	93	213	514	-30	
David T. Matia	410	44	45	89	1	0	1	0	0	0	101	219	88	91	398	+12	
Robert C. McClelland	463	47	42	89	0	0	0	1	0	1	78	234	77	163	474	-11	
Timothy McCormick	404	49	34	83	0	0	0	0	0	0	93	203	95	96	394	+10	
Nancy R. McDonnell	354	48	39	87	0	0	0	0	1	1	87	196	88	70	354	0	
Sherrie Miday	453	50	30	80	0	1	1	0	1	1	74	264	92	103	459	-6	
John P. O'Donnell	391	45	33	78	0	0	0	0	0	0	77	202	59	131	392	-1	
John J. Russo	165	25	8	33	0	0	0	0	0	0	40	99	45	14	158	+7	
Joseph D. Russo	457	53	39	92	0	0	0	0	1	1	89	202	80	178	460	-3	
Michael J. Russo	370	48	43	91	0	2	2	1	0	1	92	190	74	105	369	+1	
Nancy Margaret Russo	276	47	27	74	0	0	0	0	0	0	83	113	66	88	267	+9	
Shirley Strickland Saffold	386	52	40	92	1	0	1	0	0	0	70	179	103	126	408	-22	
Michael P. Shaughnessy	433	42	36	78	0	0	0	0	0	0	86	215	98	112	425	+8	
Brendan J. Sheehan	353	45	25	70	0	1	1	0	1	1	80	172	82	89	343	+10	
John D. Sutula	538	49	36	85	0	0	0	0	1	1	84	273	83	183	539	-1	
Kathleen Ann Sutula	373	45	26	71	0	0	0	0	0	0	72	192	71	109	372	+1	
Joan Synenberg	387	54	35	89	0	0	0	0	0	0	99	164	100	113	377	+10	
<b>TOTALS</b>	14062	1650	1132	2782	3	11	14	4	10	14	2791	6864	3005	4184	14053	+9	

# *Year to Date Summary*

# SUMMARY FOR THE COURT

## January - January 2018

NAME	PEND	ASSIGNED			TRIALS						DISP	PENDING				+ -
		CV	CR	TOT	JURY			COURT				CV	FR	CR	TOT	
Dick Ambrose	441	49	41	90	0	1	1	0	1	1	69	221	83	158	462	-21
Pamela A. Barker	437	54	29	83	0	0	0	0	0	0	80	206	103	131	440	-3
Janet R. Burnside	421	53	41	94	0	2	2	0	0	0	79	227	94	115	436	-15
Deena R. Calabrese	440	48	27	75	0	0	0	0	0	0	110	184	99	122	405	+35
Maureen Clancy	363	54	36	90	0	0	0	0	0	0	100	189	86	78	353	+10
Cassandra Collier-Willia	454	55	30	85	0	0	0	0	0	0	111	169	102	157	428	+26
Brian J. Corrigan	494	53	44	97	0	0	0	0	0	0	80	248	104	159	511	-17
Peter J. Corrigan	415	47	26	73	0	1	1	0	0	0	69	190	88	141	419	-4
Michael P. Donnelly	469	46	36	82	0	1	1	0	0	0	66	194	101	190	485	-16
Carolyn B. Friedland	479	51	34	85	0	0	0	0	1	1	84	251	96	133	480	-1
Stuart A. Friedman	450	55	33	88	0	0	0	0	0	0	79	238	98	123	459	-9
Nancy A. Fuerst	385	55	29	84	0	0	0	0	0	0	80	182	112	95	389	-4
Steven E. Gall	427	49	31	80	0	0	0	1	0	1	93	178	97	139	414	+13
Hollie L. Gallagher	373	48	39	87	1	0	1	0	1	1	86	198	63	113	374	-1
Kelly A. Gallagher	395	49	15	64	0	0	0	1	0	1	74	230	76	79	385	+10
Shannon M. Gallagher	457	47	27	74	0	0	0	0	2	2	93	222	102	114	438	+19
Daniel Gaul	465	49	37	86	0	1	1	0	0	0	79	212	107	153	472	-7
Michael E Jackson	484	45	39	84	0	1	1	0	0	0	54	208	93	213	514	-30
David T. Matia	410	44	45	89	1	0	1	0	0	0	101	219	88	91	398	+12
Robert C. McClelland	463	47	42	89	0	0	0	1	0	1	78	234	77	163	474	-11
Timothy McCormick	404	49	34	83	0	0	0	0	0	0	93	203	95	96	394	+10
Nancy R. McDonnell	354	48	39	87	0	0	0	0	1	1	87	196	88	70	354	0
Sherrie Miday	453	50	30	80	0	1	1	0	1	1	74	264	92	103	459	-6
John P. O'Donnell	391	45	33	78	0	0	0	0	0	0	77	202	59	131	392	-1
John J. Russo	165	25	8	33	0	0	0	0	0	0	40	99	45	14	158	+7
Joseph D. Russo	457	53	39	92	0	0	0	0	1	1	89	202	80	178	460	-3
Michael J. Russo	370	48	43	91	0	2	2	1	0	1	92	190	74	105	369	+1
Nancy Margaret Russo	276	47	27	74	0	0	0	0	0	0	83	113	66	88	267	+9
Shirley Strickland Saffold	386	52	40	92	1	0	1	0	0	0	70	179	103	126	408	-22
Michael P. Shaughnessy	433	42	36	78	0	0	0	0	0	0	86	215	98	112	425	+8
Brendan J. Sheehan	353	45	25	70	0	1	1	0	1	1	80	172	82	89	343	+10
John D. Sutula	538	49	36	85	0	0	0	0	1	1	84	273	83	183	539	-1
Kathleen Ann Sutula	373	45	26	71	0	0	0	0	0	0	72	192	71	109	372	+1
Joan Synenberg	387	54	35	89	0	0	0	0	0	0	99	164	100	113	377	+10
<b>TOTALS</b>	14062	1650	1132	2782	3	11	14	4	10	14	2791	6864	3005	4184	14053	+9

*Corrections/Adjustments*