



***Statistics Report
May 2018***

***John J. Russo
Administrative and Presiding Judge***

TABLE OF CONTENTS

Criminal Statistics

Newly Filed, Re-Activated and Transferred in Cases _____ 4

Yearly Criminal Terminations _____ 5

Pending Criminal Cases End of Period _____ 6

Clearance Rate _____ 7

Arrest to Disposition Timeline _____ 8

Average Arrest to Disposition Timeline (Jail Cases) _____ 9

Average Arrest to Disposition Timeline (Non-Jail Cases) _____ 10

Average Arrest to Disposition Timeline (Jail and Non-Jail Cases) _____ 11

Yearly Average Arrest to Disposition Timeline _____ 12

Indictments and Informations Filed With the Clerk of Courts _____ 13

Bail Case Arraignment Activity _____ 14

Overall Arraignment Statistics _____ 15

Foreclosure Statistics

Total Pending Judicial Foreclosure Cases Referred to Magistrates _____ 17

Total Pending Tax Lien & Certificate Cases Referred to Magistrates _____ 18

Percentage of Pending Judicial Foreclosure Cases By Filing Year _____ 19

Judicial Foreclosure Clearance Rate Year 2018 _____ 20

Avg. Number of Days to Disp. (Excl. Bank. Stays & Tax Lien & Tax Cert.) _____ 21

Avg. Number of Days to Disp. (Excl. Bank. Stays & Incl. Tax Lien & Tax Cert.) _____ 22

Total New Judicial Foreclosure Filings _____ 23

New Marsh of Lien/Quiet Title/Partition Case Filings for Years 2005 – 2018 YTD _____ 24

New Marsh of Lien/Quiet Title/Partition Case Filings by month for 2018 YTD _____ 24

New Tax Lien & Certificate Filings for Years 2005 – 2018 YTD _____ 25

New Tax Lien & Certificate Filings by Month for Year 2018 YTD _____ 25

Total New Judicial Foreclosure Filings Years 2005 – 2018 YTD _____ 26

Total New Judicial Foreclosure Filings by Month for Year 2018 YTD _____ 26

Magistrate’s Monthly Reports _____ 27

Report CMSR1062 - Judicial Foreclosure Statistics by Judge _____ 35

Monthly Summary _____ 41

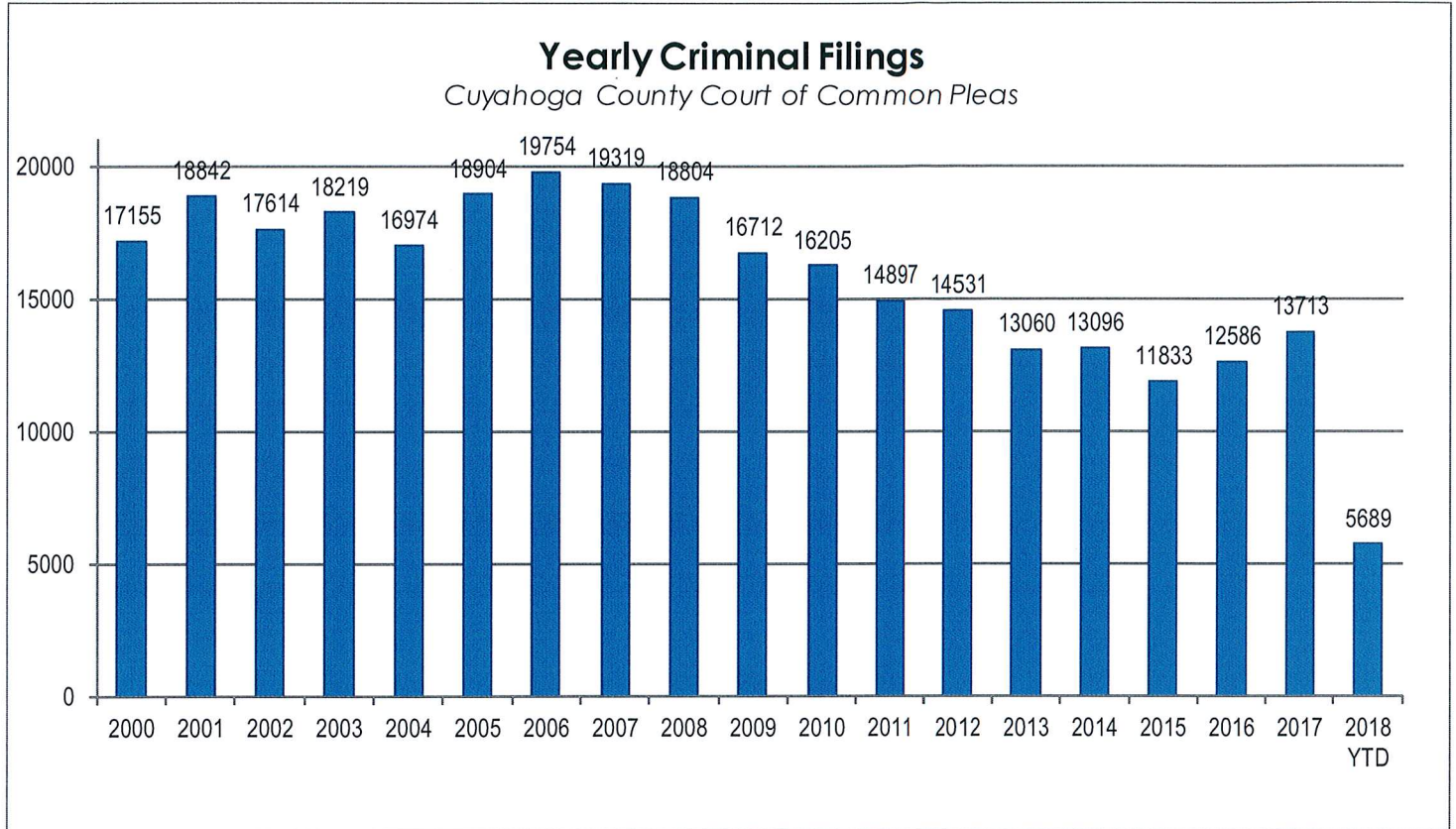
Year to Date Summary _____ 43

Corrections/Adjustments _____ 45

Criminal Case Statistics

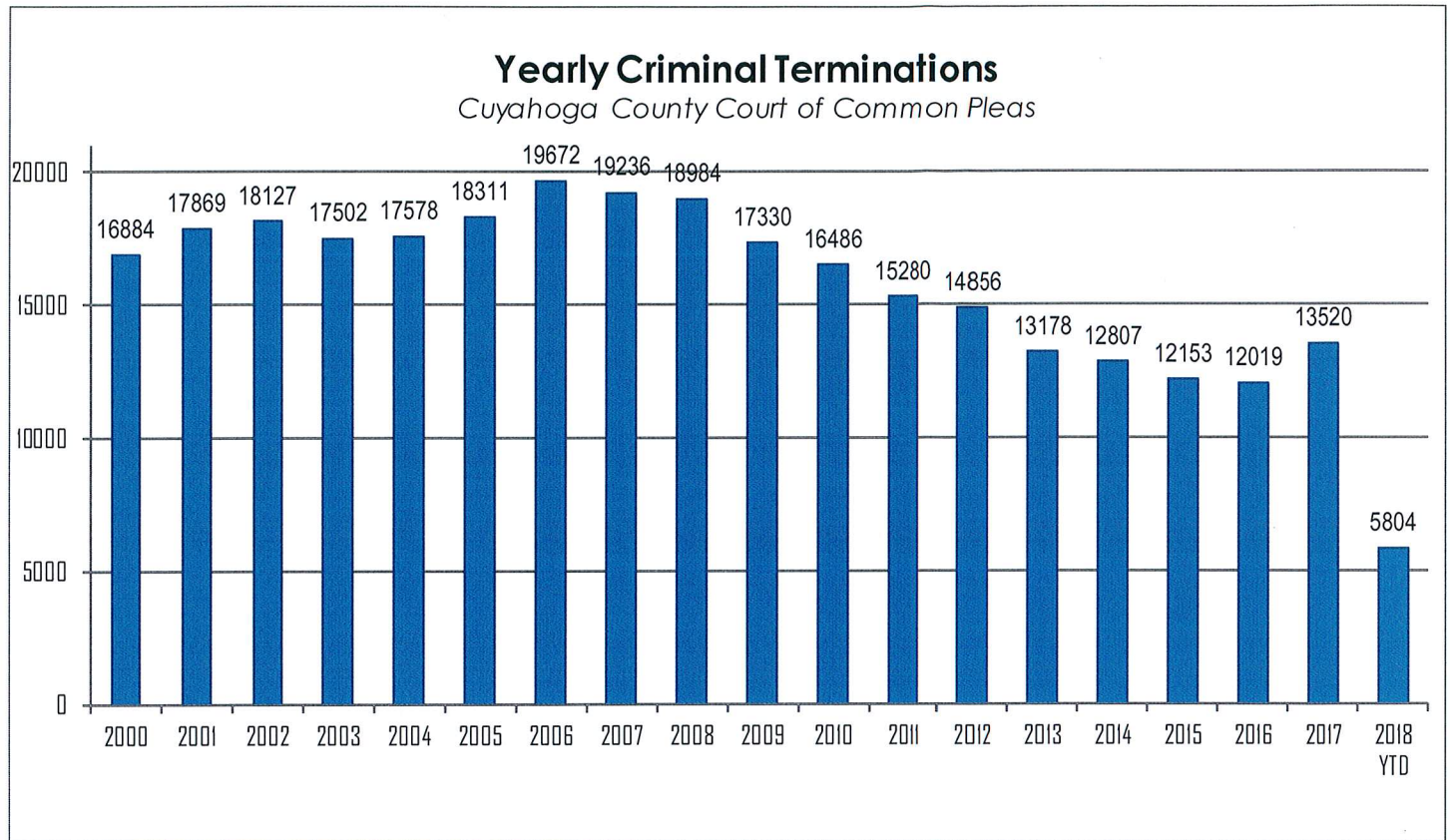
Newly Filed, Re-Activated and Transferred in Cases

The following chart is a representation of all filed cases in Cuyahoga County Court of Common Pleas from 2000 – May 2018. Newly filed cases are defined as having been arraigned and assigned to a Judge. Re-activated cases are defined as cases where a defendant was unavailable for trial and has now become ready to proceed. Transferred cases are defined as cases moved from one judge's docket to another. This could be due to re-assignment to a Mental Health Judge or after additional information indicates that by Court rule, the case should have been assigned to another Judge.



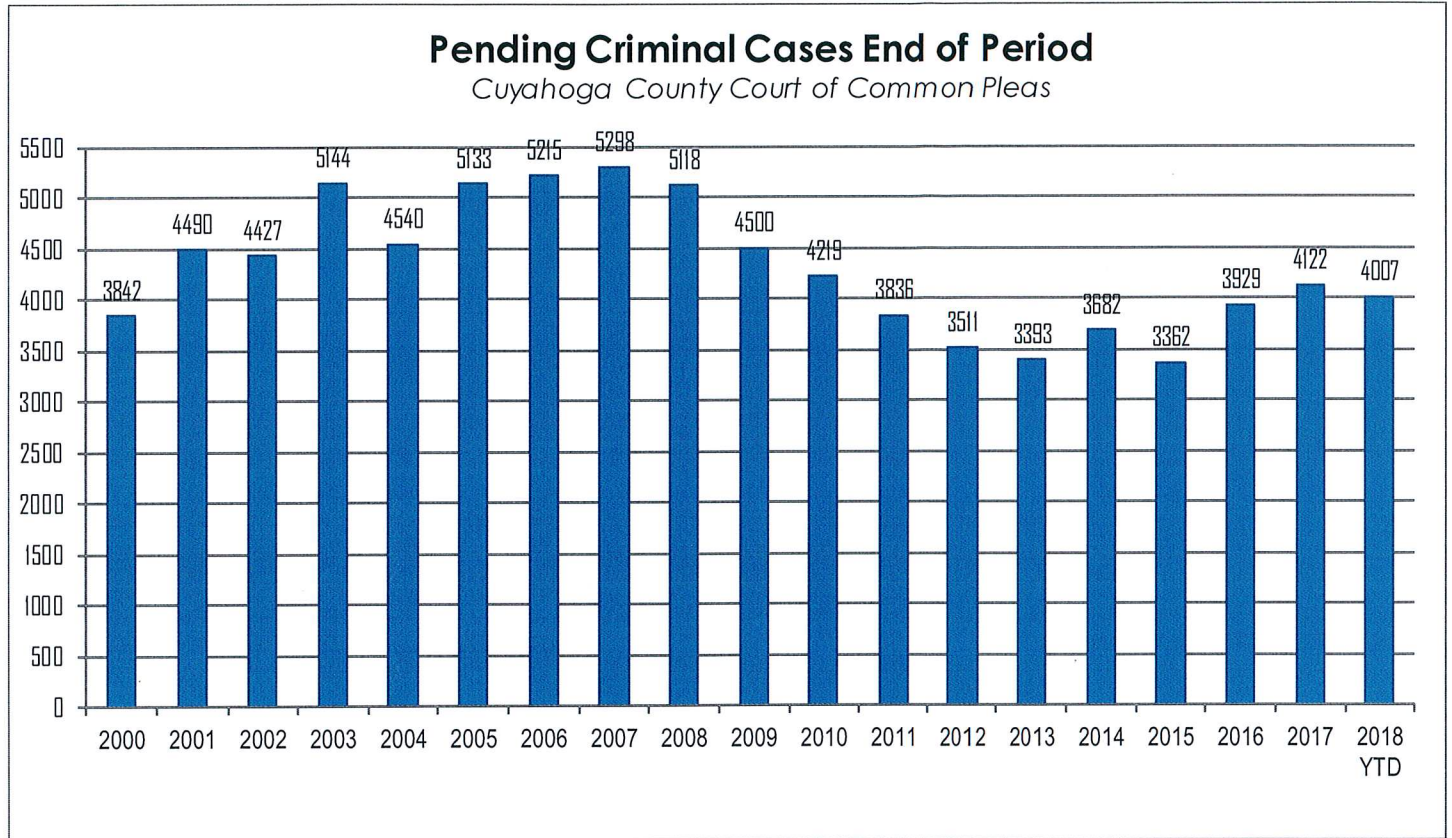
Yearly Criminal Terminations

The following chart represents cases that have been terminated by the court from 2000 – May 2018. These cases have been terminated either by trial; plea, dismissal or a defendant is unavailable for trial or sentencing.



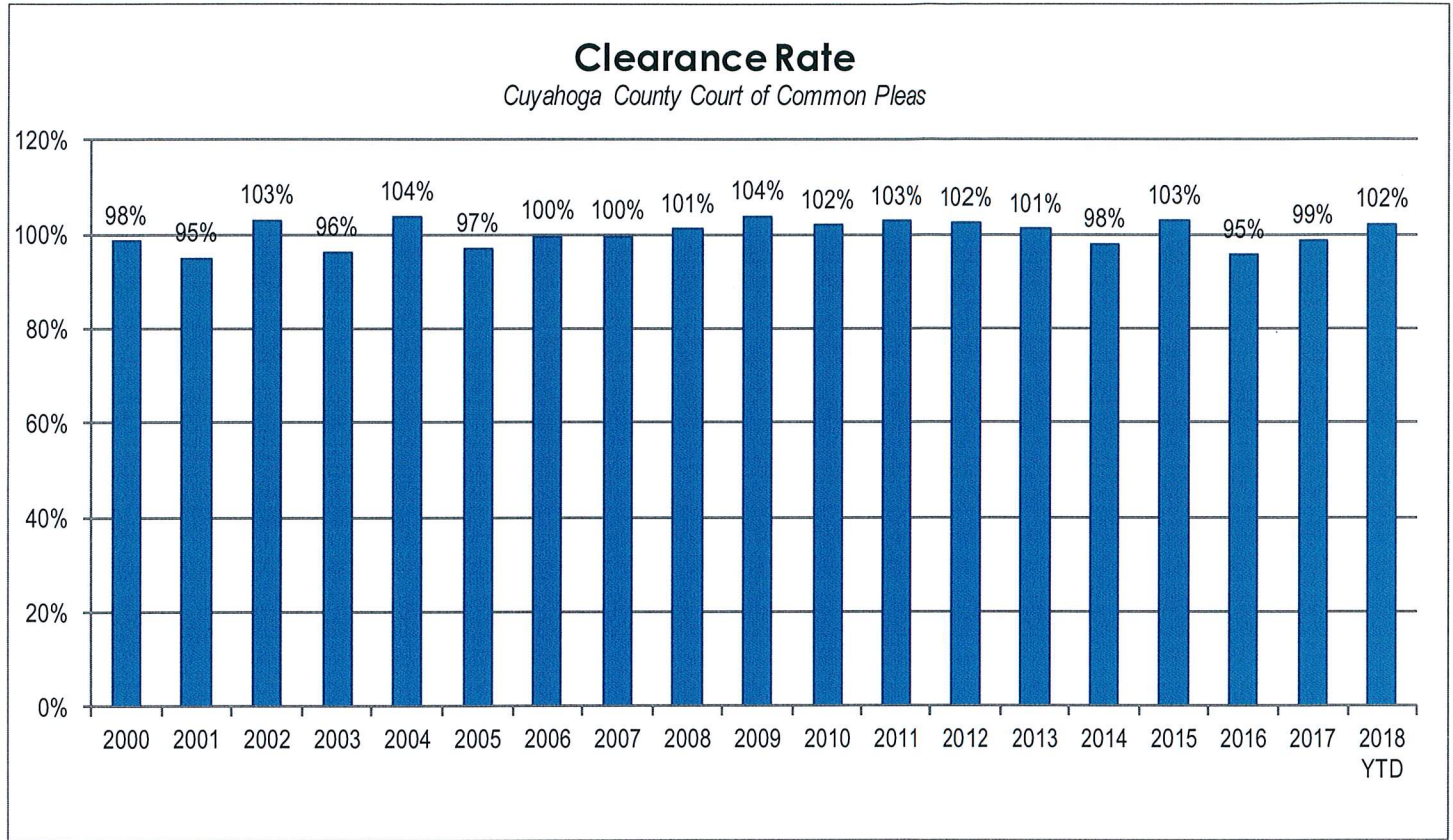
Pending Criminal Cases End of Period

The following chart represents the total number of cases pending at the end of the reporting period from 2000 – May 2018. Pending criminal cases at the end of the period is determined by adding the total number of pending cases at the beginning of the reporting period, and all newly filed, re-activated and transferred in cases. The total number of cases terminated in the period is subtracted from the sum total pending at the beginning of the period to give the value pending at the end of the period.



Clearance Rate

The Clearance Rate is the total number of outgoing cases as a percentage of the number of incoming cases. Clearance rate measures whether the court is keeping up with its incoming caseload. If cases are not disposed in a timely manner, a backlog of cases awaiting disposition will grow. A Clearance Rate of 100% indicates that at least as many cases have been filed, reopened, or reactivated in a period have been disposed.



Arrest to Disposition Timeline

Arrest to disposition timeline is a method to measure how felony cases flow through the Cuyahoga County Criminal Justice System. By capturing how long a case takes to move from stage to stage, we can examine where problems may exist and where potential improvements in case processing can be made.

The source data was extracted from the Cuyahoga County Court of Common Pleas Case Management System. The overall population of sample data was based on cases terminated in a given month excluding cases that have gone through diversion programs. A case is defined as a defendant and all charges involved in a single incident. The period for the extracted data is from May 2018.

The stages examined were:

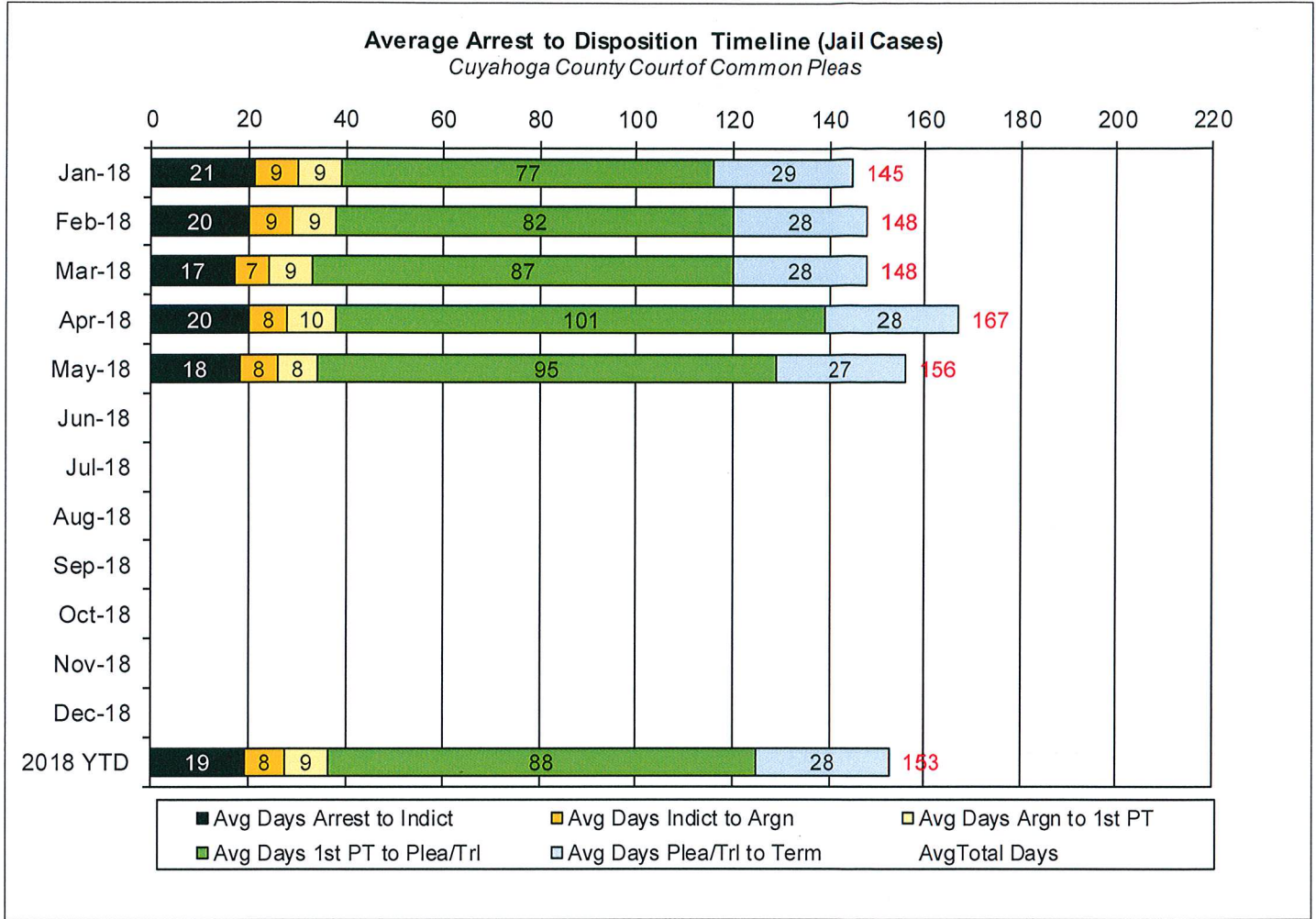
- Arrest to Indictment
- Indictment to Arraignment
- Arraignment to 1st Pre-Trial
- 1st Pre-Trial to Plea/Trial
- Plea/Trial to Termination

Due to the fact that each case may or may not have all of the stage date elements, a method to arrive at stage averages was applied. For a case to be included in the average for a stage there would need to be both dates for the given stage. A case would be included in the Arrest to Indictment stage if both arrest date and indictment date were available. This method was applied to each of the five stages. Next we calculated the total number of cases that met the date criteria for each of the ranges and also the total number of days between each date. To arrive at an average, the total number of days for each case in each range was calculated and divided by the total number of cases that met the date criteria. If a case had a time period or periods where the defendant was capiased or referred to the Psych Clinic, that amount of time was subtracted from the appropriate range. For re-indicted cases, the original arrest date is used.

The following three charts are for Jail, Non-Jail and combined Jail and Non-Jail cases. Jail and Non-Jail cases are defined by the posting of bond prior to plea or trial.

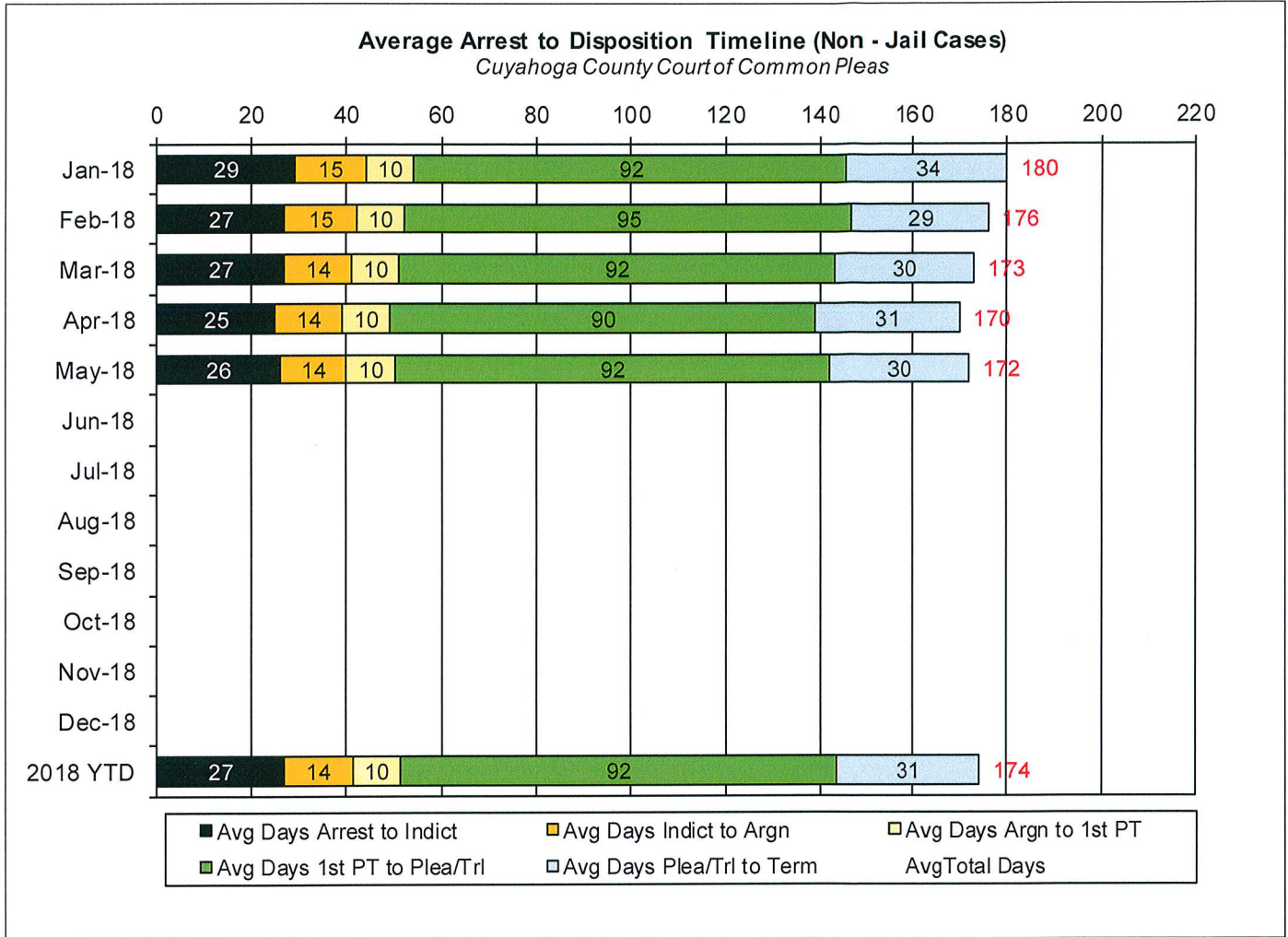
CUYAHOGA COUNTY COMMON PLEAS COURT

Average Arrest to Disposition Timeline (Jail Cases)



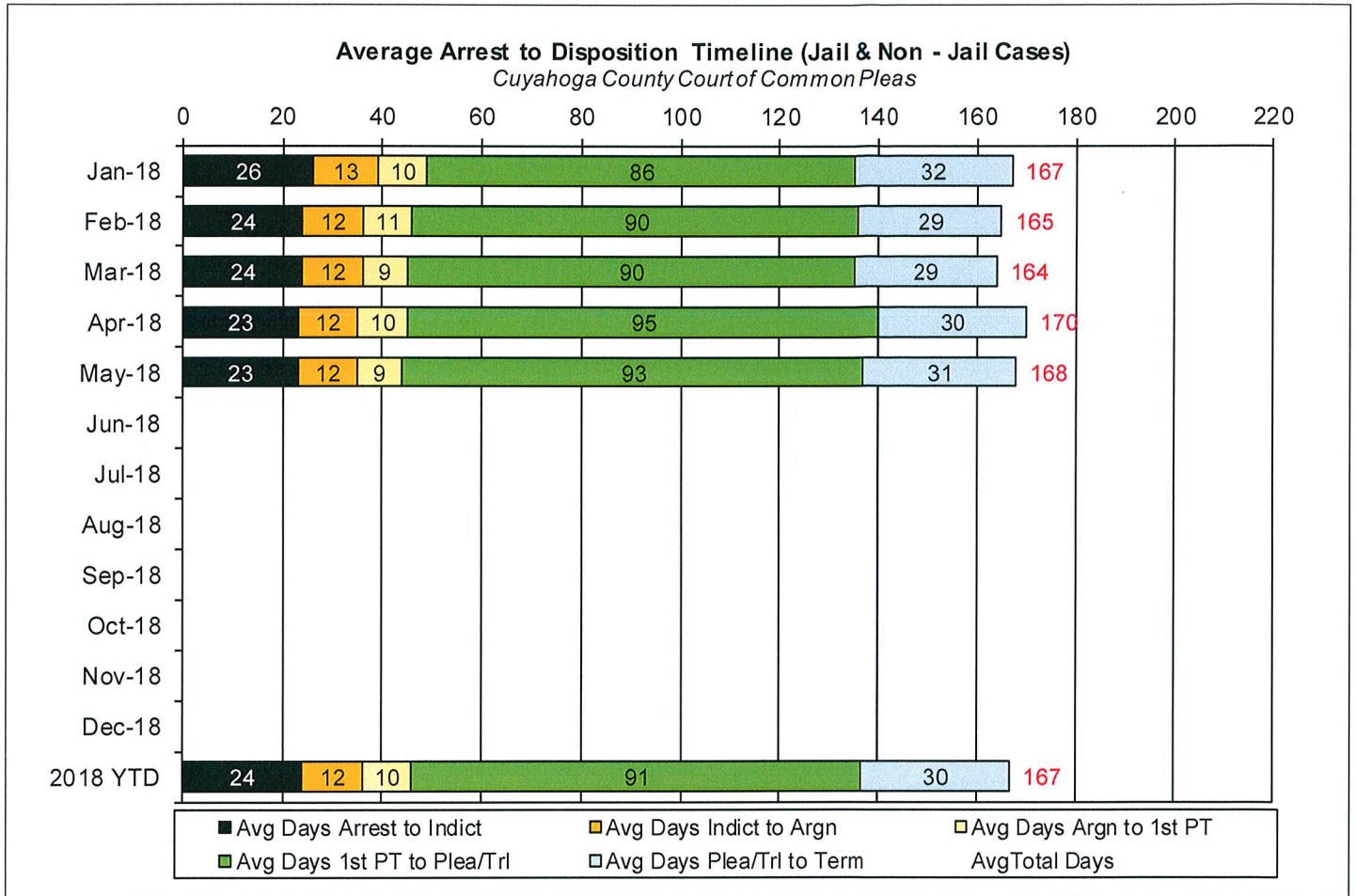
CUYAHOGA COUNTY COMMON PLEAS COURT

Average Arrest to Disposition Timeline (Non-Jail Cases)



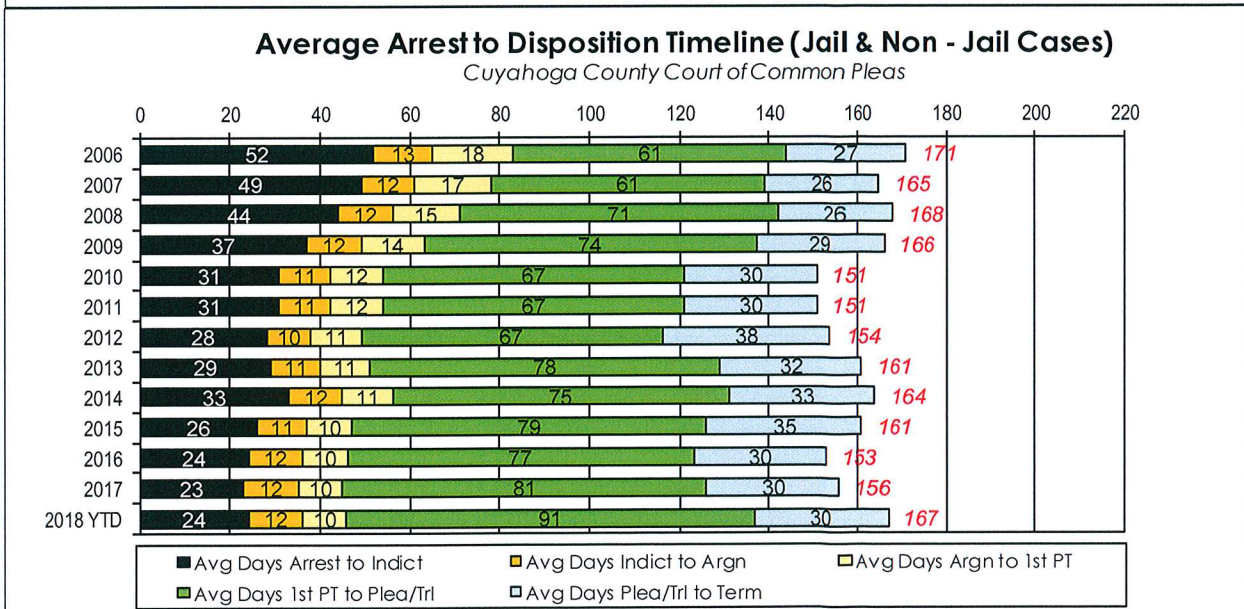
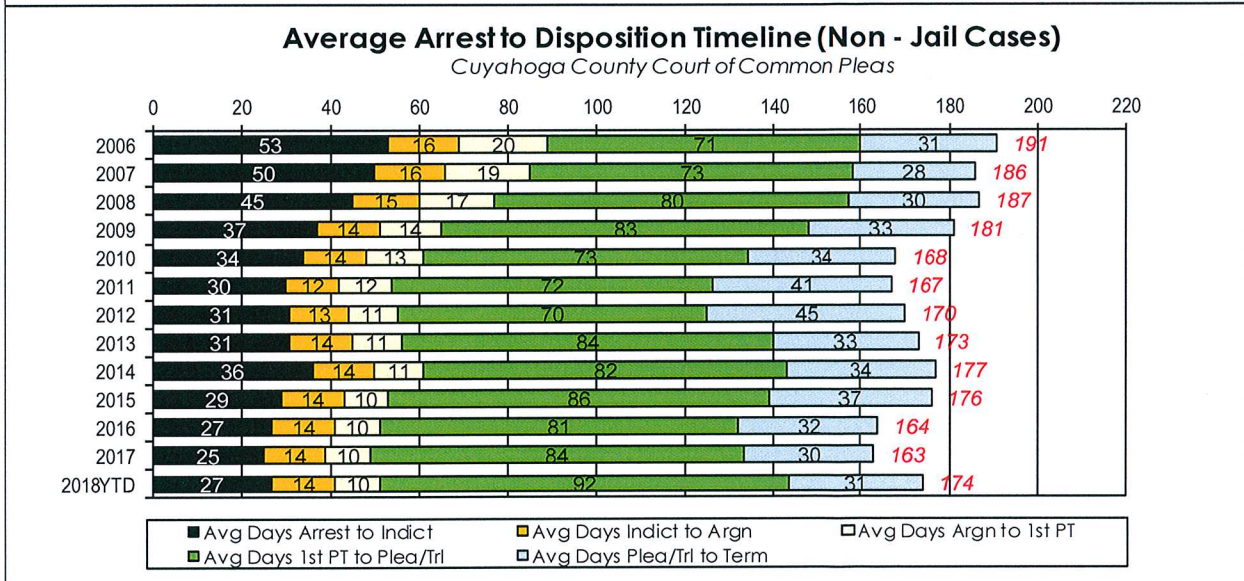
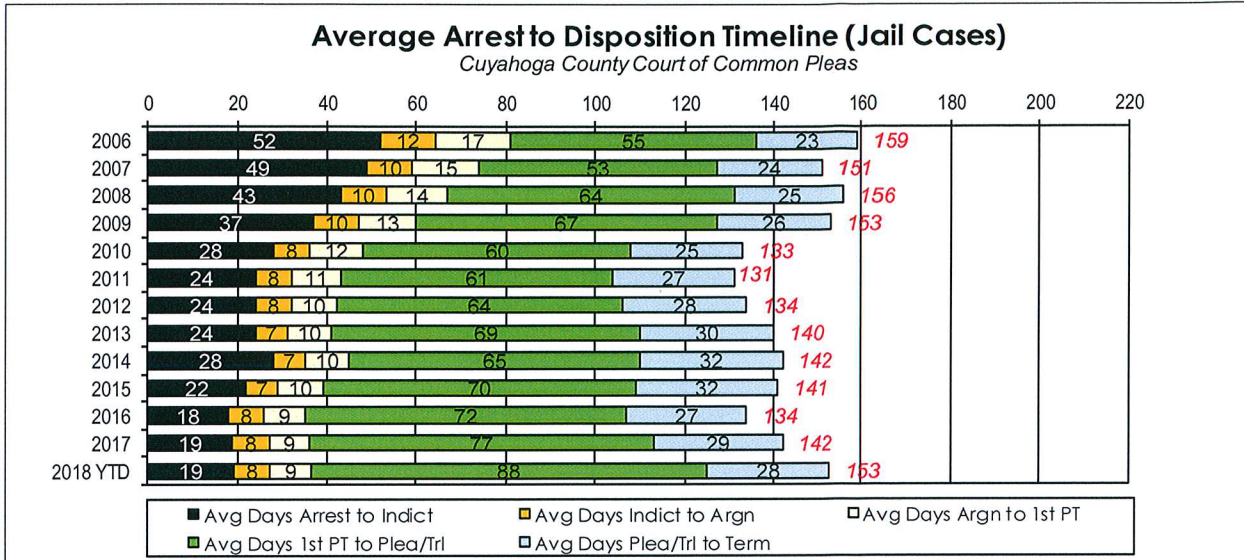
CUYAHOGA COUNTY COMMON PLEAS COURT

Average Arrest to Disposition Timeline (Jail and Non-Jail Cases)



CUYAHOGA COUNTY COMMON PLEAS COURT

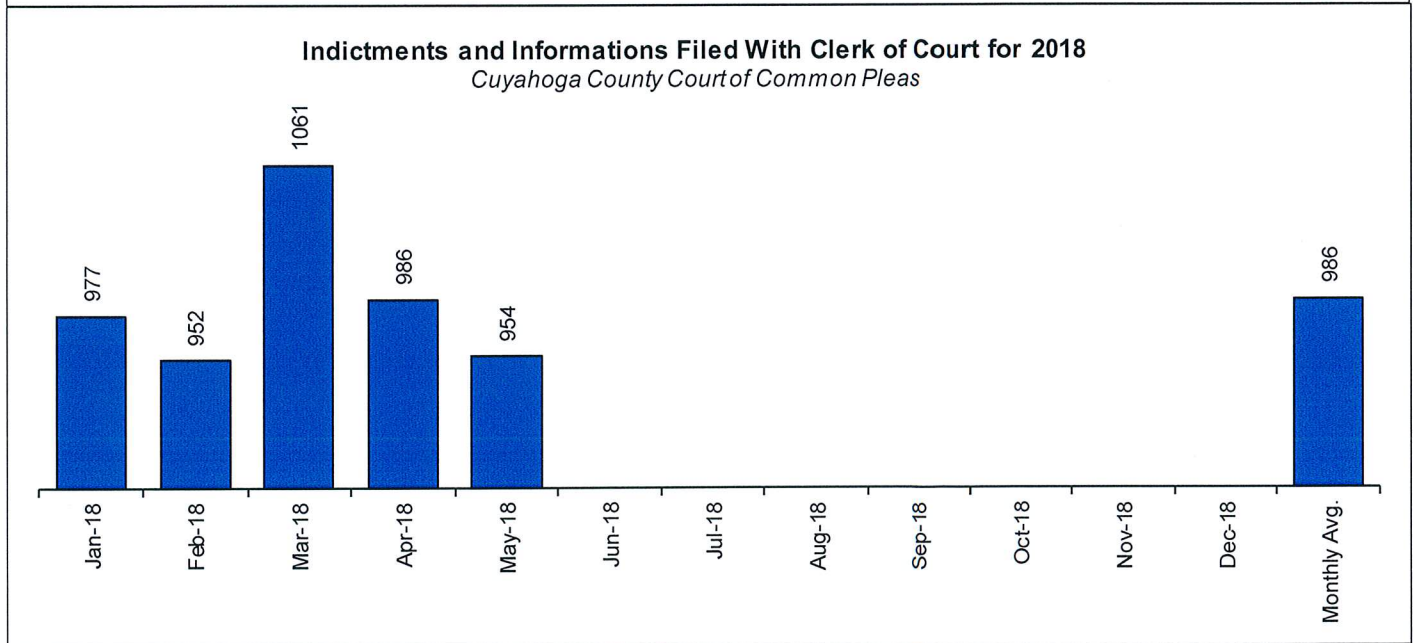
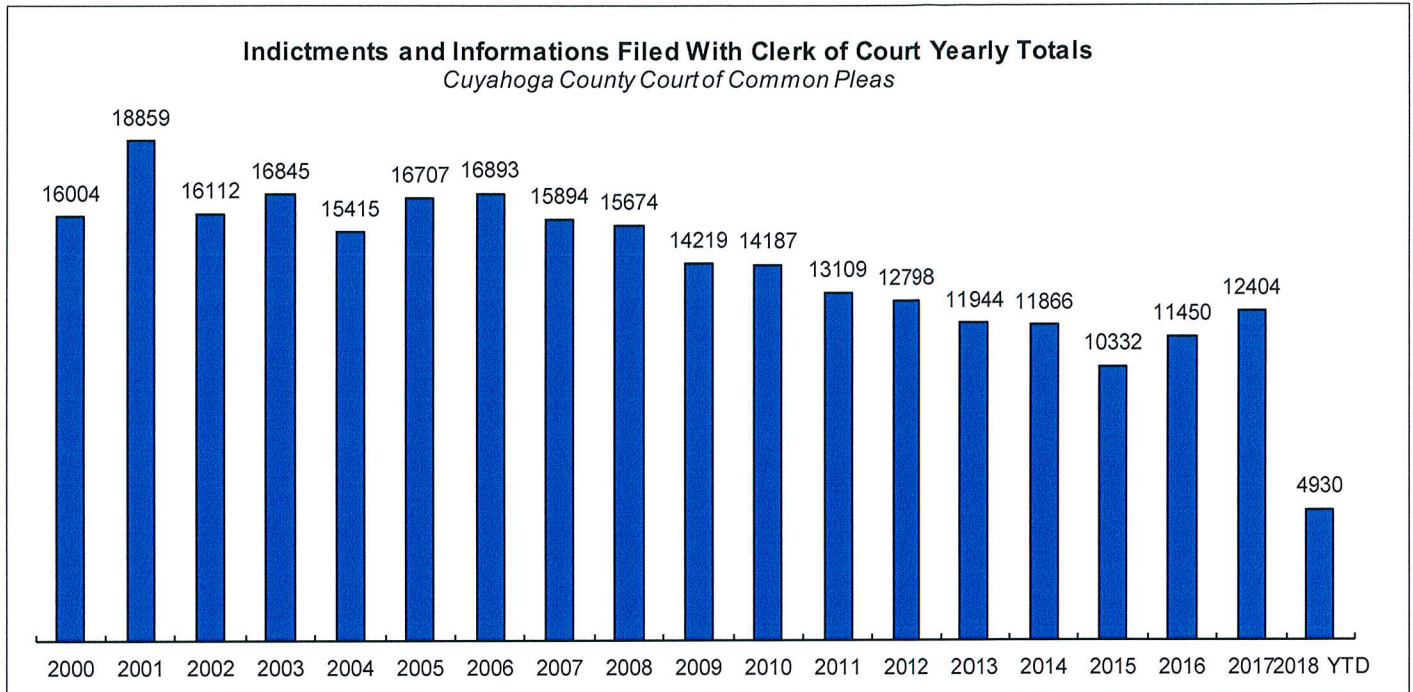
Yearly Average Arrest to Disposition Timeline



CUYAHOGA COUNTY COMMON PLEAS COURT

Indictments and Informations Filed With the Clerk of Courts

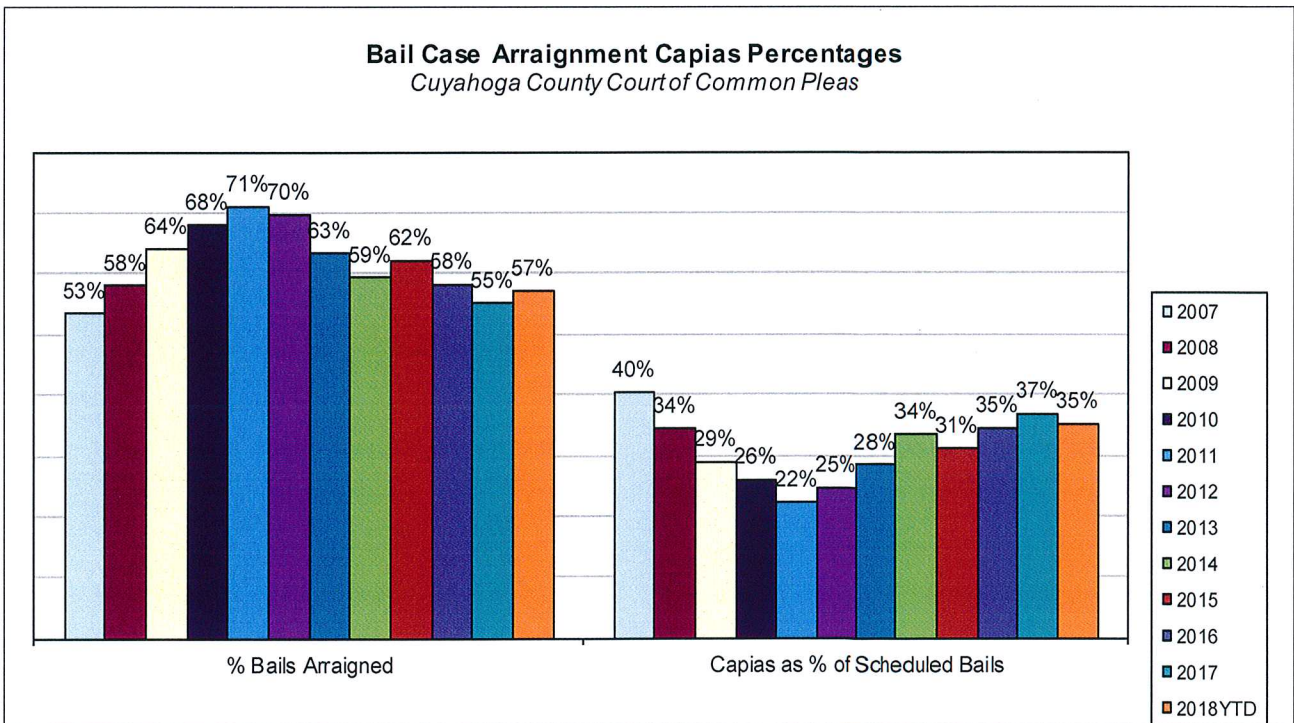
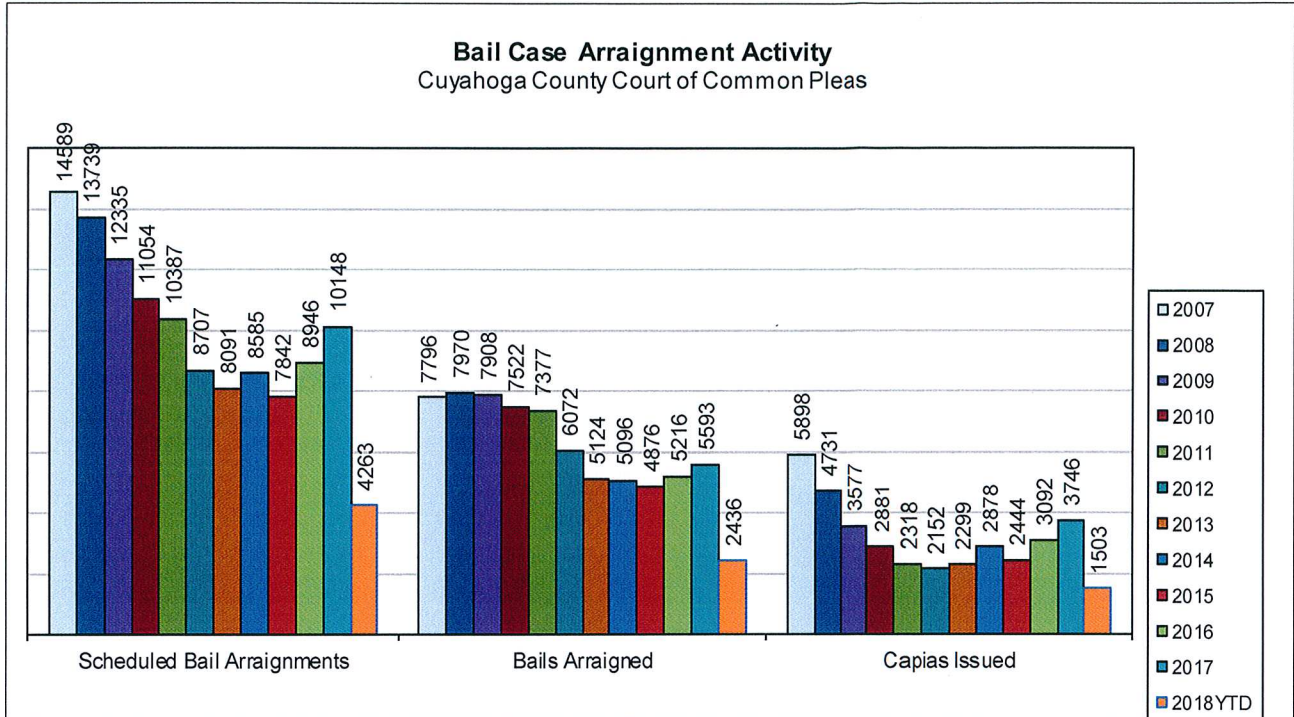
The following charts are reflective of Indictments and Informations filed with the Criminal Clerk of Courts from 2000. The source for this information was the Criminal Clerk's Office.



CUYAHOGA COUNTY COMMON PLEAS COURT

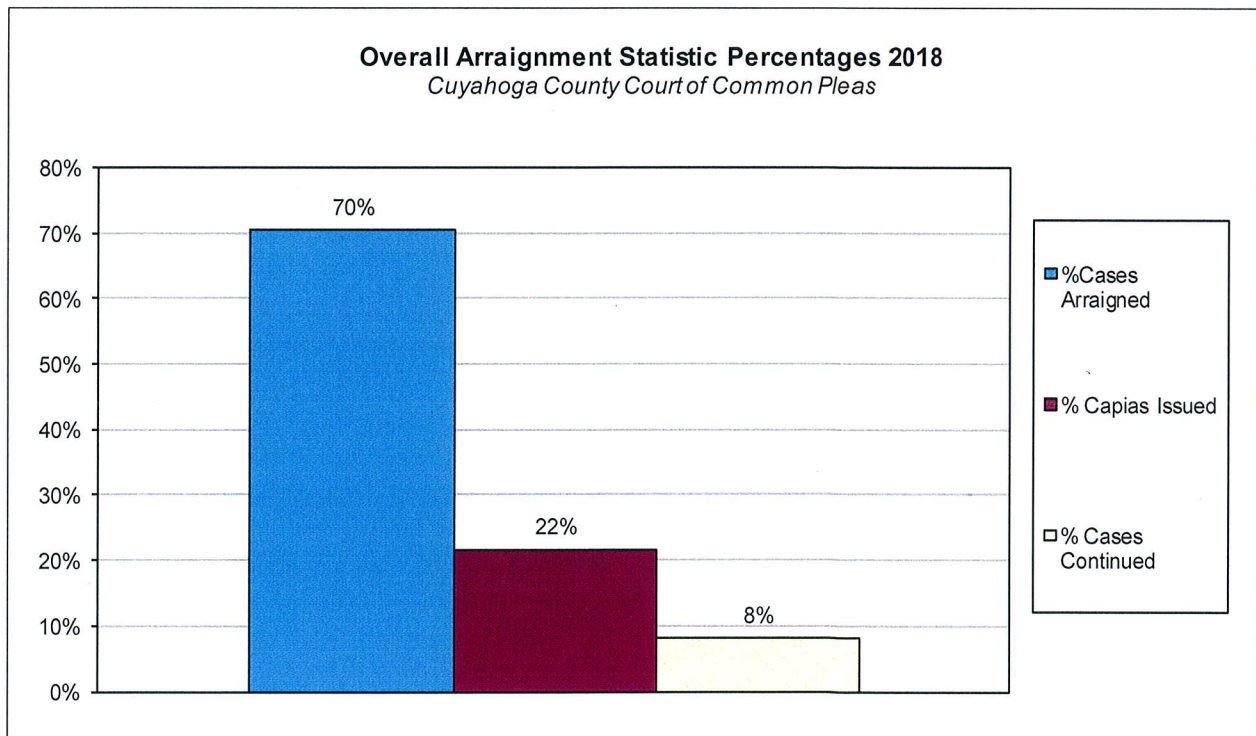
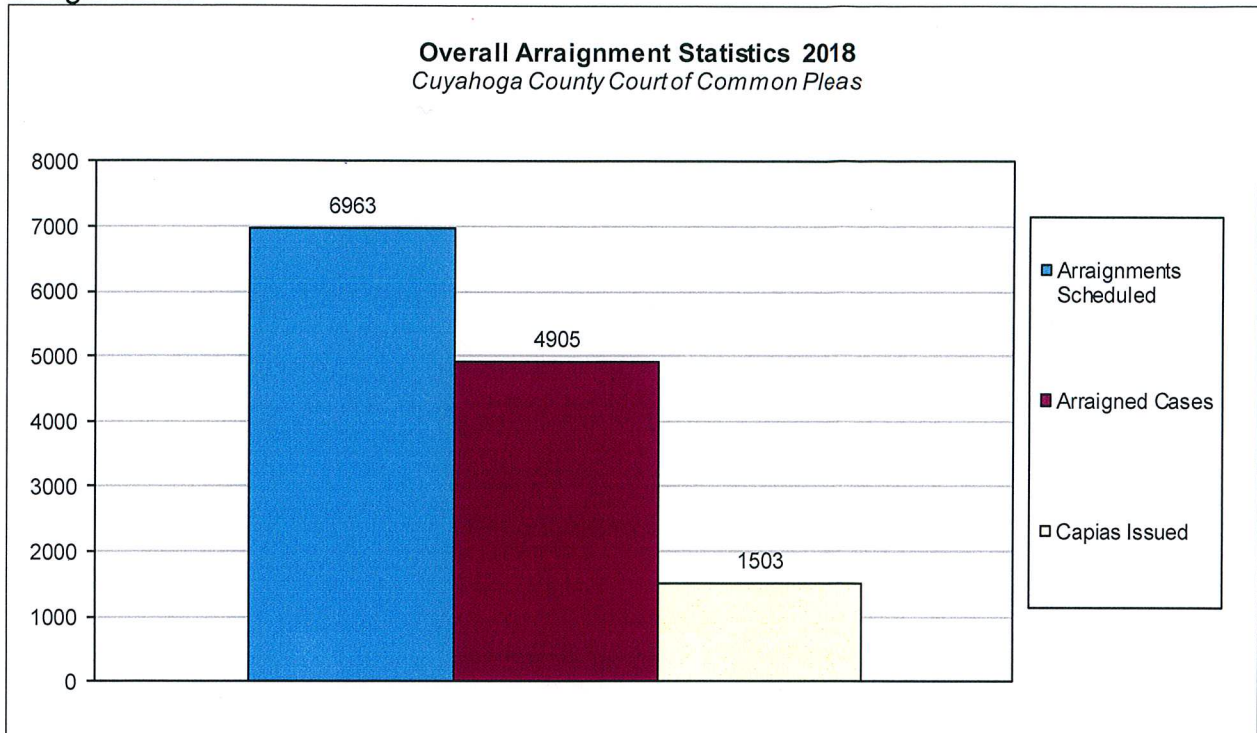
Bail Case Arraignment Activity

The following charts are reflective of arraignment activity where the defendant was not incarcerated at the time of arraignment. The source for this information was the Criminal Records Department.



Overall Arraignment Statistics

The arraignment statistics were provided by the Criminal Records Department. They are provided to give a representation of arraignment activity in the Court in 2018. These statistics include jail and non – jail arraignments.



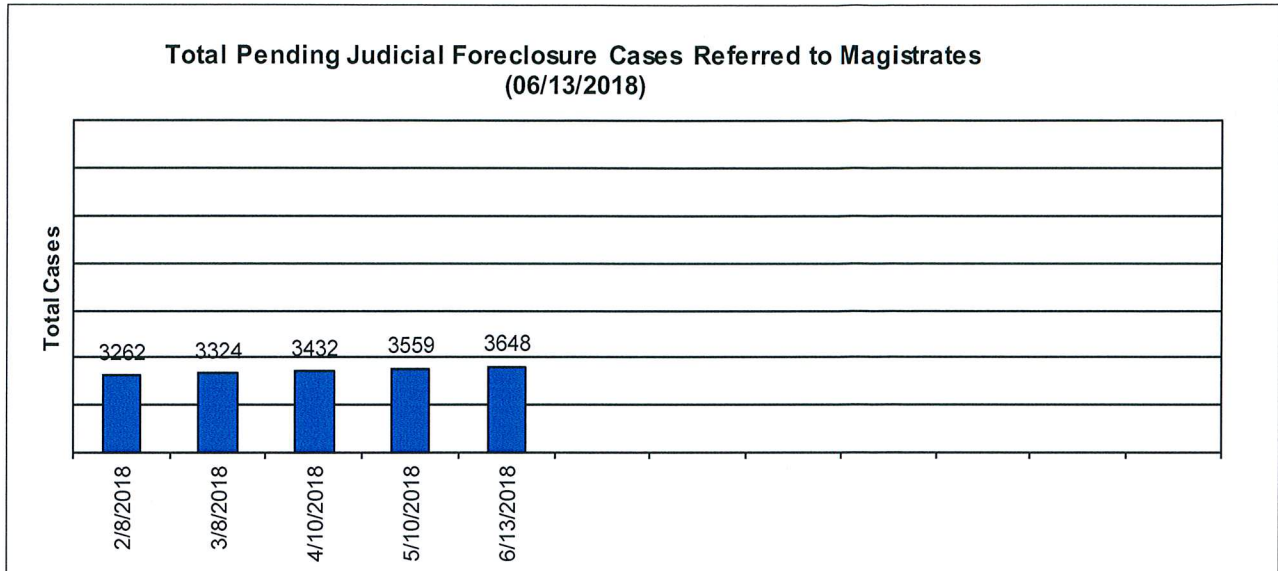
Judicial Foreclosure Statistics¹

¹ For clarification purposes, Foreclosure cases in this report are identified as Judicial Foreclosure filings (filing codes 1460 (Foreclosure Marsh. Of Lien), 1465(Tax Lien), 1466 (Tax Certificate), 1470 (Quiet Title), and 1480 (Partition)). These cases are different from Board of Revision Foreclosures, which are not reported here.

CUYAHOGA COUNTY COMMON PLEAS COURT

Total Pending Judicial Foreclosure Cases Referred to Magistrates

The following chart is a display of the total number of pending Judicial Foreclosure cases referred to the Magistrates on specific dates. The table below shows the number of these cases pending from each year since 2000.




	As of:	2/8/2018	3/8/2018	4/10/2018	5/10/2018	6/13/2018							
Year													
1992		1	1	1	1	1							
2000		0	0	0	0	0							
2001		0	0	0	0	0							
2002		0	0	0	0	0							
2003		0	0	0	0	0							
2004		0	0	0	0	0							
2005		0	0	0	0	1							
2006		1	0	0	0	0							
2007		1	1	0	0	0							
2008		0	0	0	0	0							
2009		1	1	2	2	1							
2010		0	1	2	1	1							
2011		2	3	3	3	3							
2012		5	6	7	6	8							
2013		3	5	4	3	4							
2014		18	16	15	16	17							
2015		62	59	43	37	34							
2016		263	204	155	135	119							
2017		2498	2149	1703	1390	1092							
2018		407	878	1497	1965	2367							
Total		3262	3324	3432	3559	3648							

CUYAHOGA COUNTY COMMON PLEAS COURT

Total Pending Tax Lien & Certificate Cases Referred to Magistrates

The following chart is a display of the number of pending tax Judicial Foreclosure cases referred to the Magistrates on specific dates. The table below shows the number of pending tax Judicial Foreclosure cases in each year since 2000.




	As of:	2/8/2018	3/8/2018	4/10/2018	5/10/2018	6/13/2018							
Year													
2000		0	0	0	0	0							
2001		0	0	0	0	0							
2002		0	0	0	0	0							
2003		0	0	0	0	0							
2004		0	0	0	0	0							
2005		0	0	0	0	0							
2006		1	0	0	0	0							
2007		0	0	0	0	0							
2008		0	0	0	0	0							
2009		1	1	2	2	1							
2010		0	1	1	1	0							
2011		1	2	2	3	3							
2012		3	4	5	4	5							
2013		1	1	1	1	2							
2014		5	4	4	5	4							
2015		9	9	6	7	3							
2016		31	21	14	14	12							
2017		675	581	462	387	291							
2018		9	232	512	790	1023							
Total		736	856	1009	1214	1344							

CUYAHOGA COUNTY COMMON PLEAS COURT

Percentage of Pending Judicial Foreclosure Cases By Filing Year

The following chart is a representation of the total number of pending Judicial Foreclosure cases by filing year expressed as a percentage on a specific date. The table below is the supporting data for this chart.

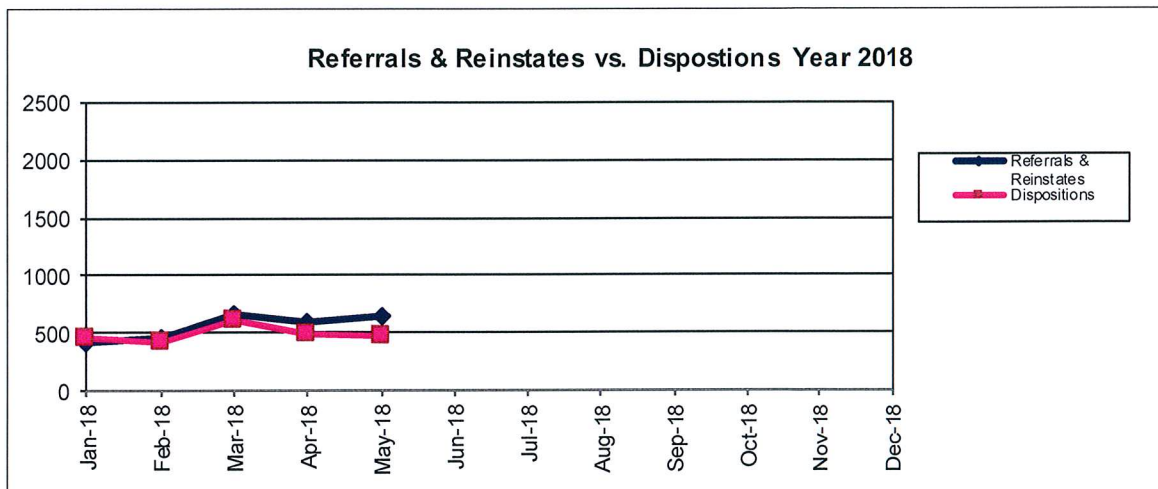
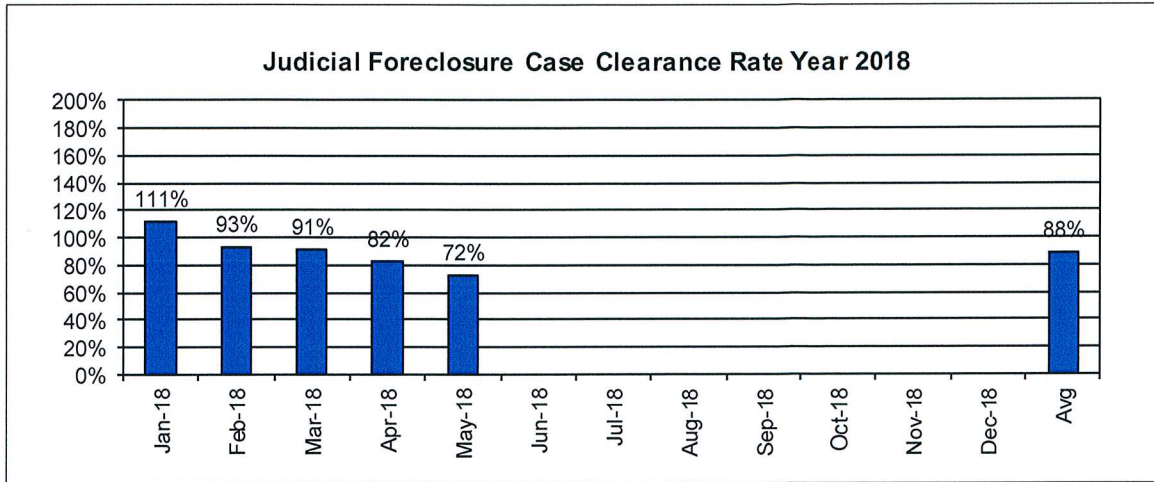


	As of:	6/13/2018	% of Total
Year			
1992		1	0.03%
2000		0	0.00%
2001		0	0.00%
2002		0	0.00%
2003		0	0.00%
2004		0	0.00%
2005		1	0.03%
2006		0	0.00%
2007		0	0.00%
2008		0	0.00%
2009		1	0.03%
2010		1	0.03%
2011		3	0.08%
2012		8	0.22%
2013		4	0.11%
2014		17	0.47%
2015		34	0.93%
2016		119	3.26%
2017		1092	29.93%
2018		2367	64.88%
Total		3648	100.00%

CUYAHOGA COUNTY COMMON PLEAS COURT

Judicial Foreclosure Clearance Rate Year 2018

The Clearance Rate is the number of outgoing cases as a percentage of the number of incoming cases. Clearance rate measures whether the court is keeping up with its incoming caseload. If cases are not disposed in a timely manner, a backlog of cases awaiting disposition will grow. A Clearance Rate of 100% indicates that at least as many cases as have been filed, reopened, or reactivated in a period have been disposed.

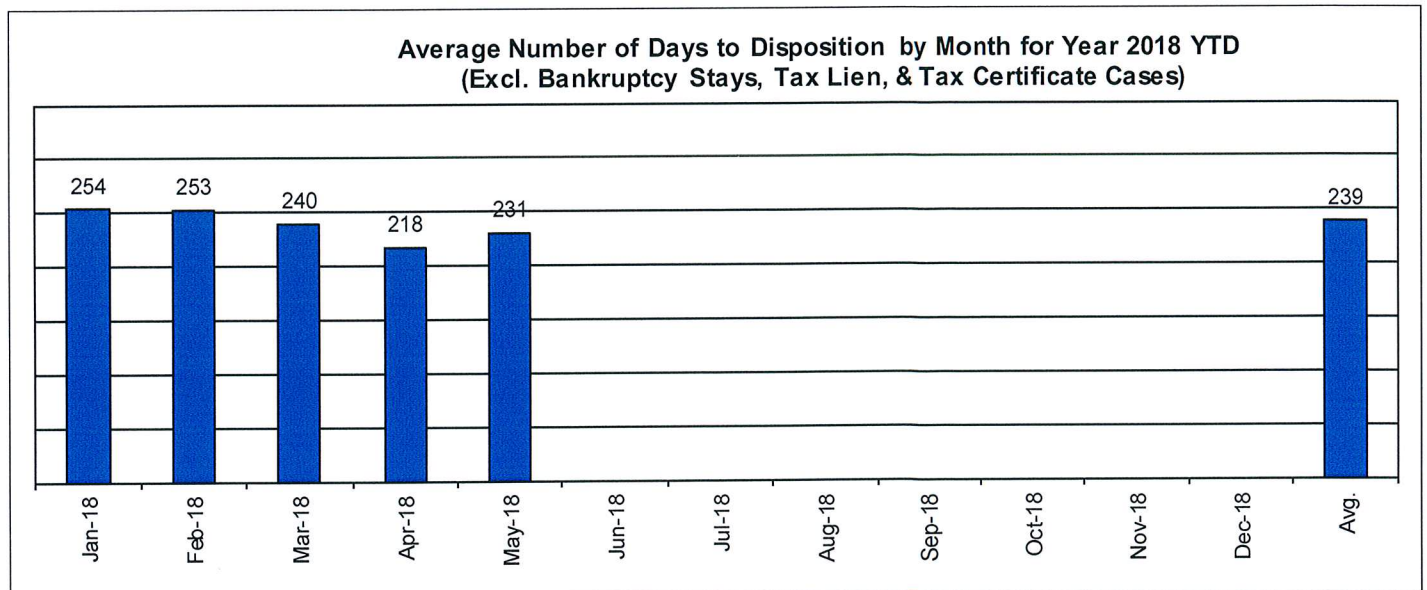
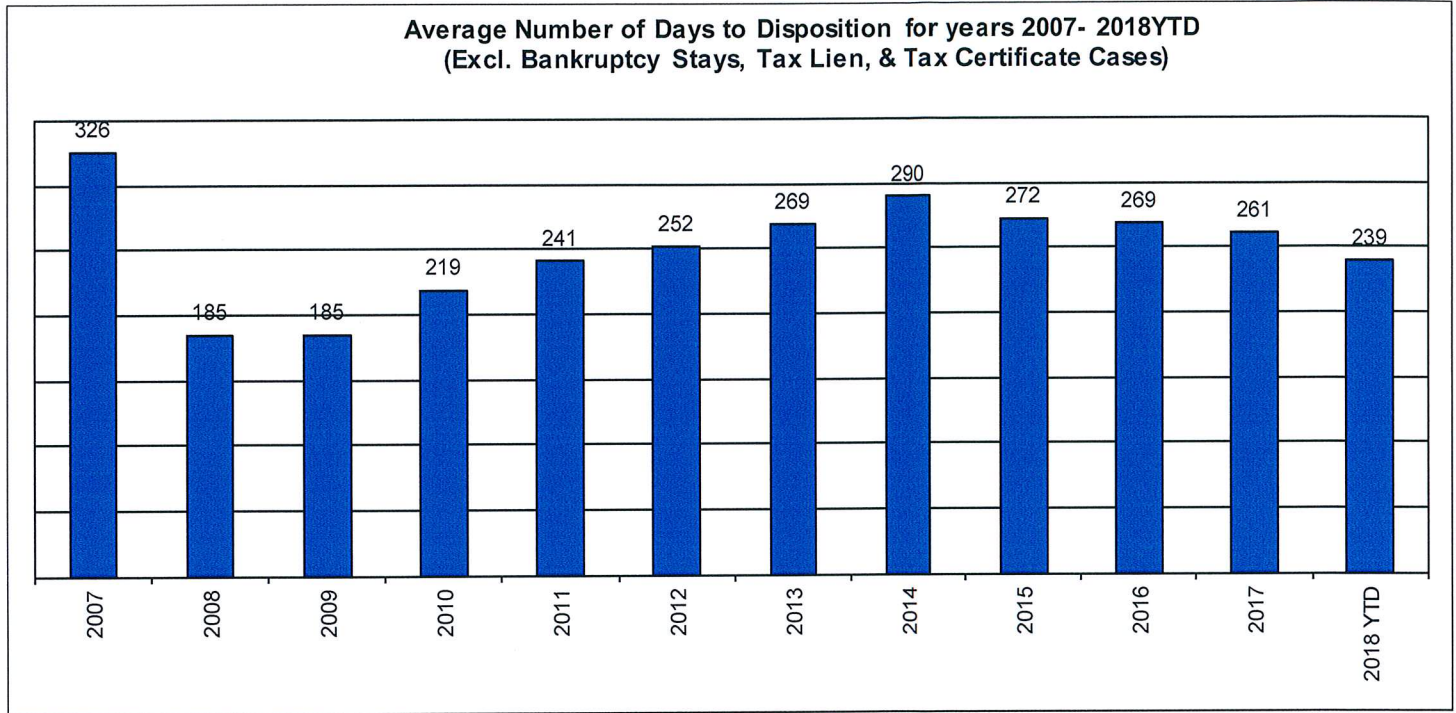


	Referrals & Reinstates	Dispositions	Clearance Rate
Jan-18	412	459	111%
Feb-18	454	422	93%
Mar-18	670	610	91%
Apr-18	588	483	82%
May-18	643	466	72%
Jun-18			
Jul-18			
Aug-18			
Sep-18			
Oct-18			
Nov-18			
Dec-18			
Avg	553	488	88%
Total	2767	2440	

CUYAHOGA COUNTY COMMON PLEAS COURT

Avg. Number of Days to Disp. (Excl. Bank. Stays & Tax Lien & Tax Cert.)

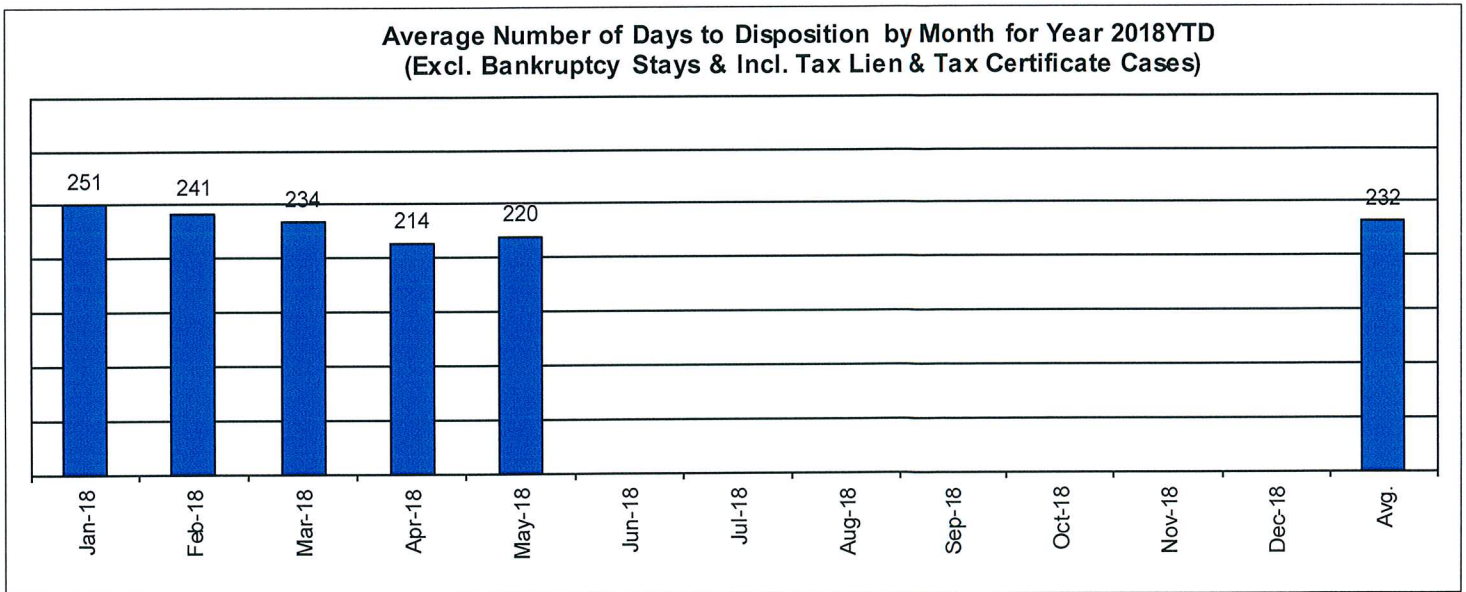
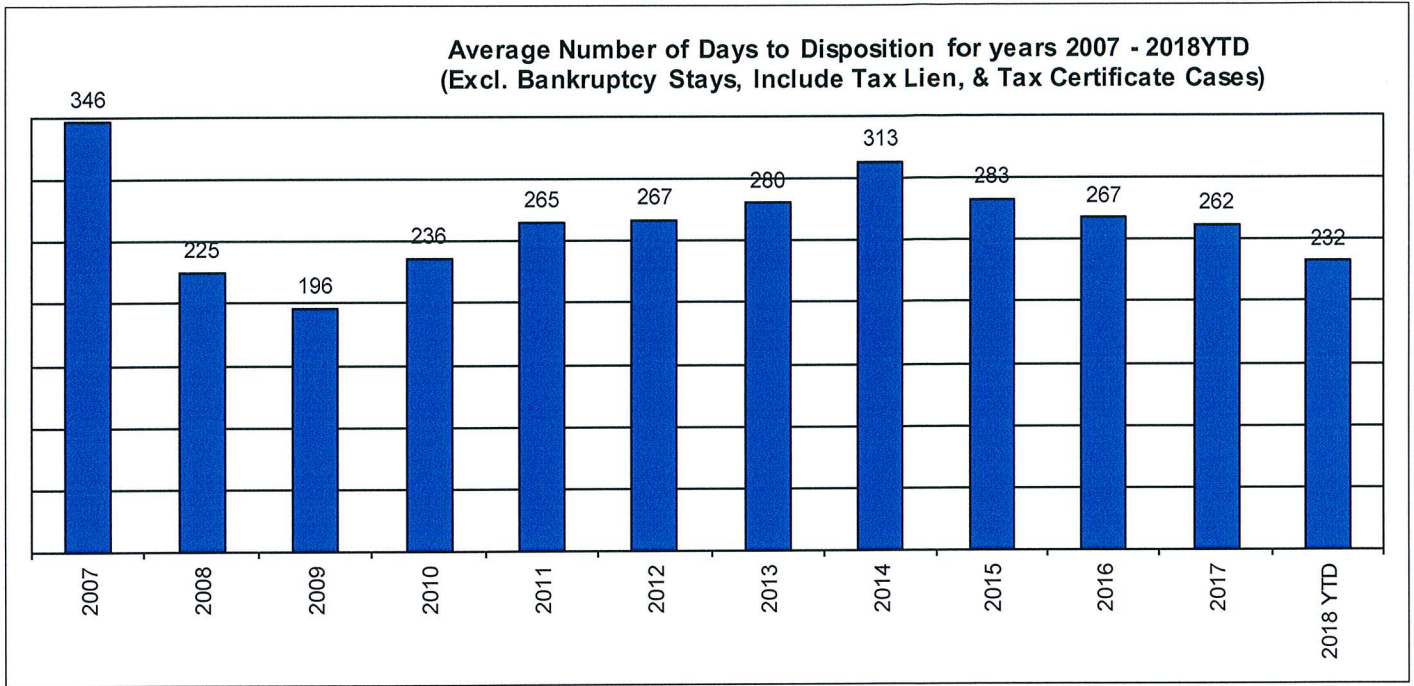
The average number of days to disposition is the number of days from filing to a final disposition entry being filed with the Clerk of Court. The data sample is based on all judicial foreclosure cases terminated by decree or dismissal (cases terminated by bankruptcy are not included) in a month. Each case is examined to determine the number of days between filing and termination with the periods that a case may have been in bankruptcy subtracted. Adding the total days of all of the cases minus bankruptcy periods and dividing by the total number of cases calculates the average. In the following chart, tax judicial foreclosure cases are excluded.



CUYAHOGA COUNTY COMMON PLEAS COURT

Avg. Number of Days to Disp. (Excl. Bank. Stays & Incl. Tax Lien & Tax Cert.)

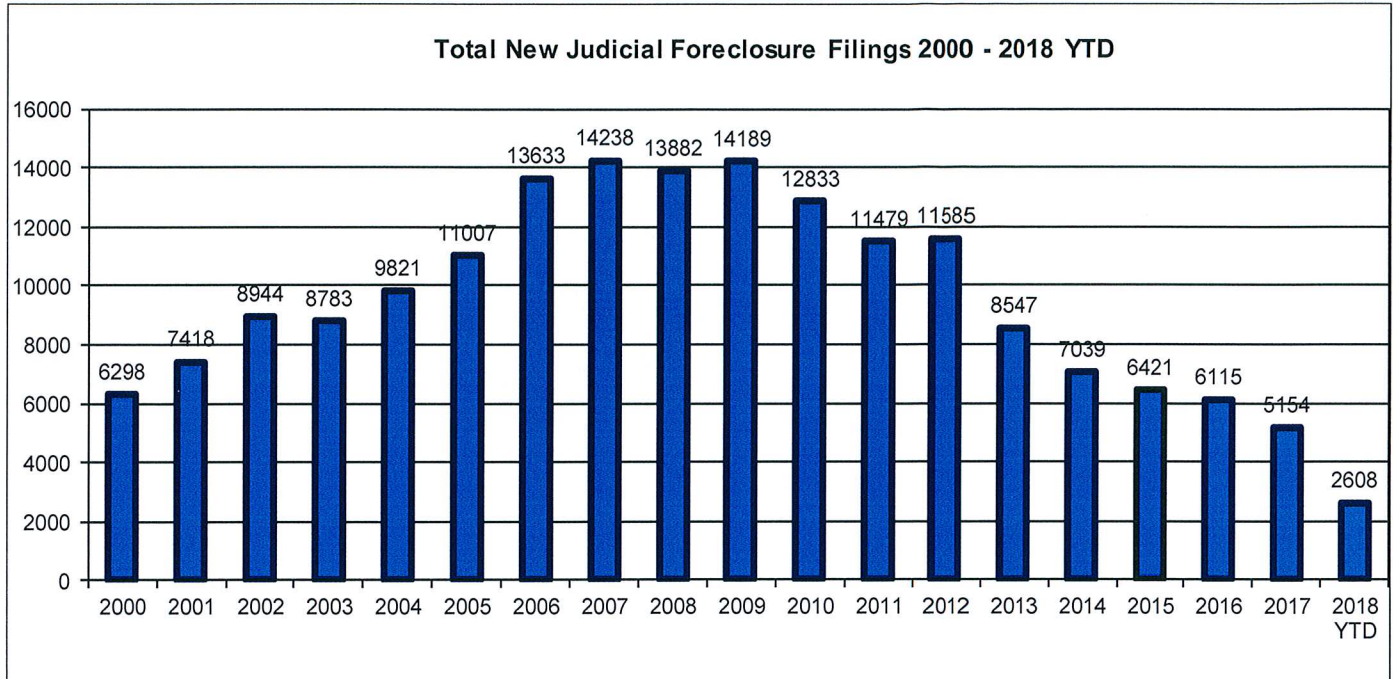
The average number of days to disposition is the number of days from filing to a final disposition entry being filed with the Clerk of Court. The data sample is based on all Judicial Foreclosure cases terminated by decree or dismissal (cases terminated by bankruptcy are not included) in a month. Each case is examined to determine the number of days between filing and termination with the periods that a case may have been in bankruptcy subtracted. Adding the total days of all of the cases minus bankruptcy periods and dividing by the total number of cases calculates the average. In the following chart, all types of Judicial Foreclosure cases are included.



Total New Judicial Foreclosure Filings

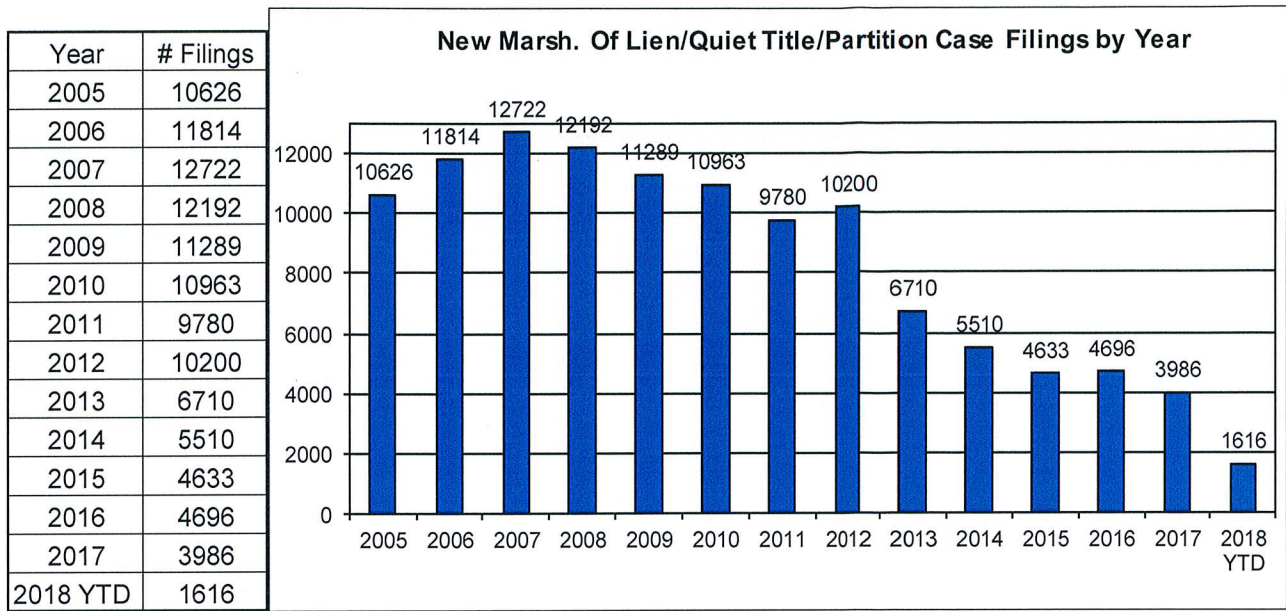
The following charts are provided as a historical view of new judicial foreclosure filings.

1. Total New Judicial Foreclosure Filings from 2000 – 2018 by year
2. Total New Marsh of Lien/Quiet Title/Partition Filings from 2005 – 2018 by month
3. Total New Tax Lien & Tax Certificate Filings for 2005 – 2018 by month
4. Total New Judicial Foreclosure Filings from 2005 – 2018 by month

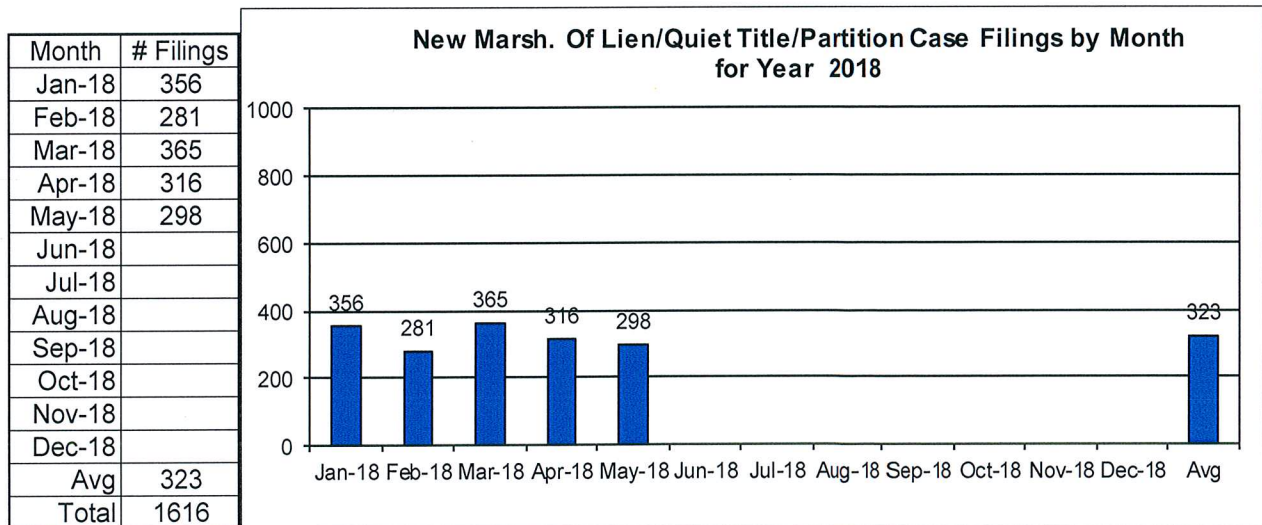


CUYAHOGA COUNTY COMMON PLEAS COURT

New Marsh of Lien/Quiet Title/Partition Case Filings for Years 2005 – 2018 YTD



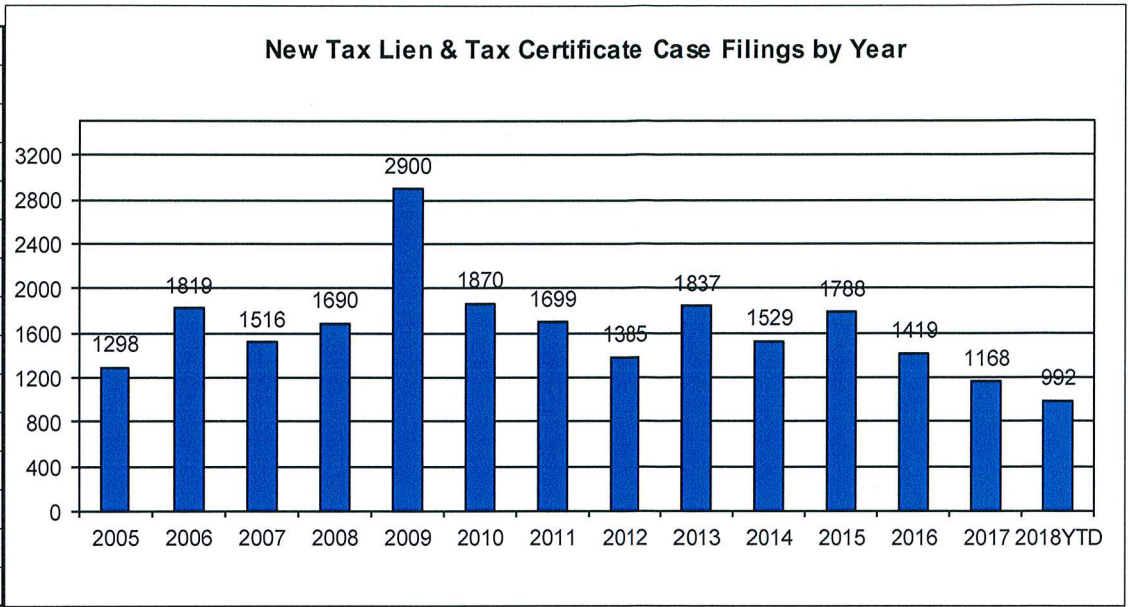
New Marsh of Lien/Quiet Title/Partition Case Filings by month for 2018 YTD



CUYAHOGA COUNTY COMMON PLEAS COURT

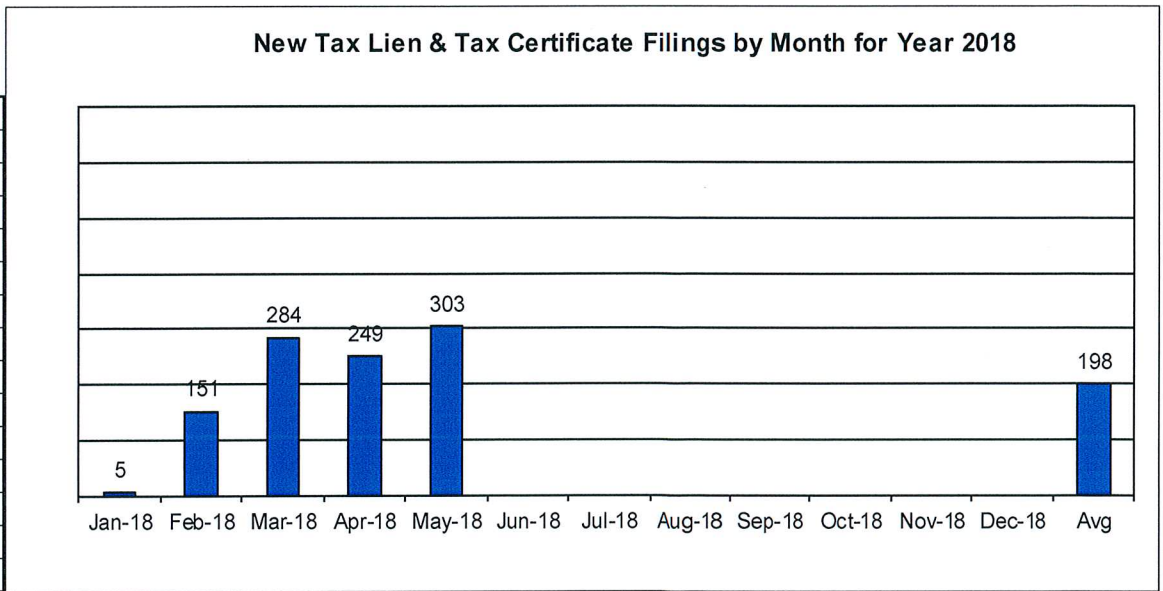
New Tax Lien & Certificate Filings for Years 2005 – 2018 YTD

Year	# Filings
2005	1298
2006	1819
2007	1516
2008	1690
2009	2900
2010	1870
2011	1699
2012	1385
2013	1837
2014	1529
2015	1788
2016	1419
2017	1168
2018YTD	992



New Tax Lien & Certificate Filings by Month for Year 2018 YTD

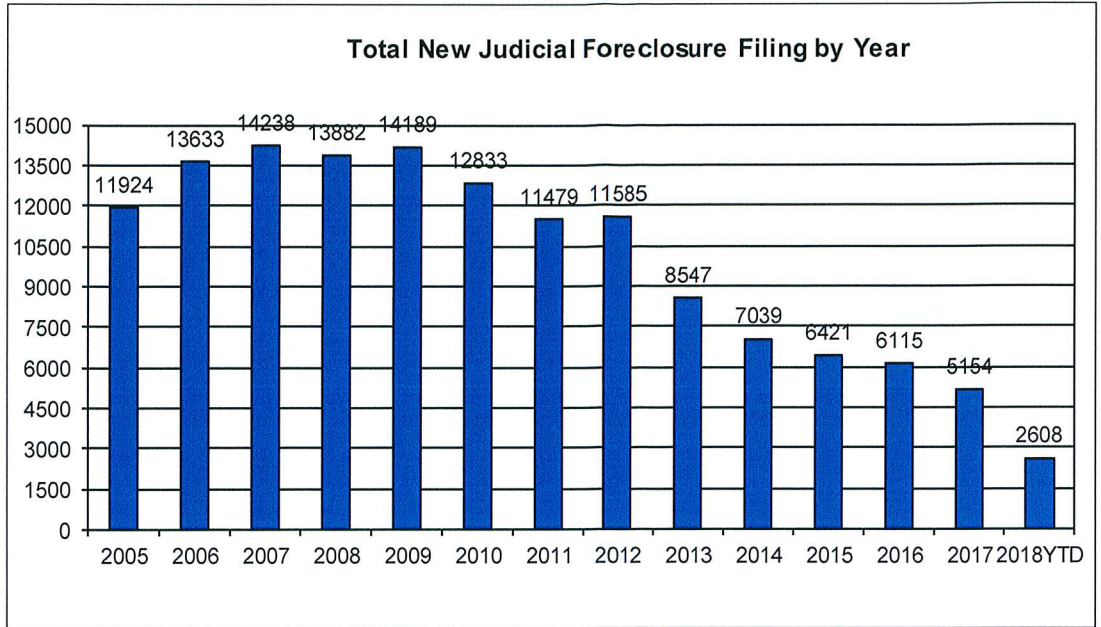
Month	# Filings
Jan-18	5
Feb-18	151
Mar-18	284
Apr-18	249
May-18	303
Jun-18	
Jul-18	
Aug-18	
Sep-18	
Oct-18	
Nov-18	
Dec-18	
Avg	198
Total	992



CUYAHOGA COUNTY COMMON PLEAS COURT

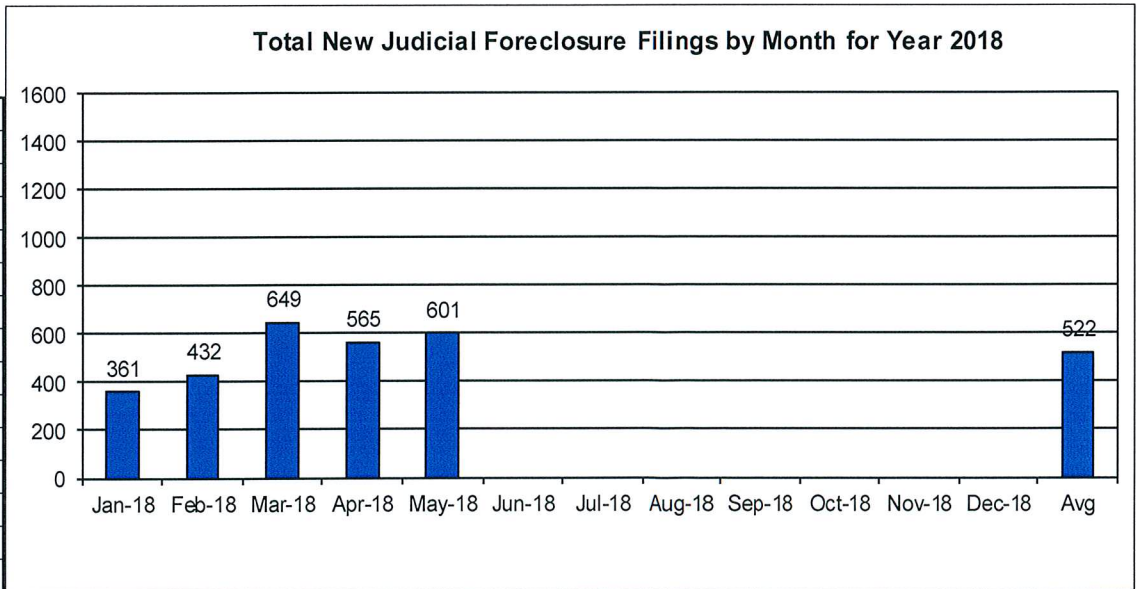
Total New Judicial Foreclosure Filings Years 2005 – 2018 YTD

Year	# Filings
2005	11924
2006	13633
2007	14238
2008	13882
2009	14189
2010	12833
2011	11479
2012	11585
2013	8547
2014	7039
2015	6421
2016	6115
2017	5154
2018 YTD	2608



Total New Judicial Foreclosure Filings by Month for Year 2018 YTD

Month	# Filings
Jan-18	361
Feb-18	432
Mar-18	649
Apr-18	565
May-18	601
Jun-18	
Jul-18	
Aug-18	
Sep-18	
Oct-18	
Nov-18	
Dec-18	
Avg	522
Total	2608



Magistrate's Monthly Reports

The Magistrates' Monthly Report consists of 5 reports. Below is a description of each.

Magistrate's Monthly Supplemental Journal Entry Report (R415)

Retrieves total number of supplemental entries and Decrees of Confirmation of Sheriff's sale created during a specific period. A supplemental entry is any journal created by a magistrate, which does not close out a case. For example, any magistrate's order (MG) setting a hearing, any journal entry (JE) ruling on a motion, journals confirming Sheriff's sales, etc.).

Magistrate's Full Disposition Count by Magistrate Report (R413)

Retrieves total number of cases disposed of during a specific period. The dispositions are grouped by Magistrate and then broken down by the type of disposition (i. e. Default, Dismissed with Prejudice, Dismissed without Prejudice, etc.) This report can be printed three different ways. Including tax cases (Full Dispositions), excluding tax cases (Non-Tax Dispositions), and Tax cases only (Tax Dispositions).

Magistrate's Monthly Cases Referred/Reinstated Report (R418)

Retrieves newly filed cases referred to the Magistrates Dept. and cases previously disposed by the Magistrates Dept. that are reinstated and re-referred to the magistrates. The cases are separated by Tax (filing code 1465; Tax Judicial Foreclosure & 1466; Tax Certificate Judicial Foreclosure) and Non-Tax (1460; Judicial Foreclosure Marsh. Of Lien, 1480; Partition, 1470; Quiet Title, misc. (i. e. 1391; Contract Other, etc.).

Magistrate's Monthly Hearing Totals Report (R3146)

Retrieves total number of hearings held during one month. The hearings are grouped by Magistrate and then broken down by what type hearing was held (i. e. Default, Pretrial, etc.).

Magistrate's Monthly Case Load Report (R3147)

Retrieves individual caseload totals for individual magistrates during a specific period. The cases are grouped by magistrate and then broken down by case type (i. e. tax judicial foreclosure, tax certificate judicial foreclosure and non-tax judicial foreclosure).

CUYAHOGA COUNTY COURT OF COMMON PLEAS

DATE: 06/13/2018
TIME: 7:45 AM

OFFICE OF THE MAGISTRATES
MAGISTRATE'S MONTHLY SUPPLEMENTALS BY CASE
REPORTING PERIOD: MAY 2018

PAGE: 1
CMSR415D

SUPPLEMENTALS

AUGUSTYN	193
BAKER	315
BUCHA	190
DAY	268
DYKE	263
GONZALEZ	198
HIPPLEY	152
JACKSON	229
KLEIN	194
LUCAS	198
VOZAR	182
WEISS	245
UNACCOUNTED FOR	0

TOTAL 2627

CONFIRMATIONS

TOTAL 5

CUYAHOGA COUNTY COURT OF COMMON PLEAS

OFFICE OF THE MAGISTRATES

Full Disposition Count by Magistrate

REPORTING PERIOD: FROM 05/01/2018 TO 05/31/2018

DATE: 06/13/2018

TIME: 7:46 AM

PAGE: 1

CMSR413

MagID	Dispose Type	Tax Cert.	Tax Treas.	Total		
KCA	Bank	0	0	2	Decrees	259
	Def	0	0	5	Defaults	148
	Dism	0	0	11	Other	111
	Ref. Vacate	0	0	0	Court Trial	0
	Court Trial	0	0	0	Dismissals	166
	Other	0	6	6	Bankruptcy	41
	<u>MAG'S TOTAL</u>		0	6	24	Ref. Vacated
GDB	Bank	0	0	0	Grand Total	466
	Def	1	0	15		
	Dism	0	3	12		
	Ref. Vacate	0	0	0		
	Court Trial	0	0	0		
	Other	0	9	13		
	<u>MAG'S TOTAL</u>		1	12	40	
SMB	Bank	1	0	3		
	Def	1	0	5		
	Dism	0	1	6		
	Ref. Vacate	0	0	0		
	Court Trial	0	0	0		
	Other	0	3	7		
	<u>MAG'S TOTAL</u>		2	4	21	
CED	Bank	0	1	5		
	Def	0	0	12		
	Dism	0	3	16		
	Ref. Vacate	0	0	0		
	Court Trial	0	0	0		
	Other	0	4	9		
	<u>MAG'S TOTAL</u>		0	8	42	
JTD	Bank	0	1	2		
	Def	1	0	17		
	Dism	0	4	15		
	Ref. Vacate	0	0	0		
	Court Trial	0	0	0		
	Other	1	10	17		
	<u>MAG'S TOTAL</u>		2	15	51	
TG	Bank	0	0	6		
	Def	0	0	16		
	Dism	0	4	21		
	Ref. Vacate	0	0	0		
	Court Trial	0	0	0		
	Other	0	6	7		
	<u>MAG'S TOTAL</u>		0	10	50	
KH	Bank	0	0	2		
	Def	0	0	17		
	Dism	0	1	11		
	Ref. Vacate	0	0	0		
	Court Trial	0	0	0		
	Other	0	2	9		
	<u>MAG'S TOTAL</u>		0	3	39	
ARJ	Bank	0	1	6		
	Def	0	0	10		
	Dism	1	2	22		

CUYAHOGA COUNTY COURT OF COMMON PLEAS
OFFICE OF THE MAGISTRATES
Full Disposition Count by Magistrate
 REPORTING PERIOD: FROM 05/01/2018 TO 05/31/2018

DATE: 06/13/2018
 TIME: 7:46 AM

PAGE: 2
 CMSR413

MagID	Dispose Type	Tax Cert.	Tax Treas.	Total
	Ref. Vacate	0	0	0
	Court Trial	0	0	0
	Other	0	1	3
	<u>MAG'S TOTAL</u>	1	4	<u>41</u>

MK				
	Bank	1	1	6
	Def	1	0	12
	Dism	0	2	14
	Ref. Vacate	0	0	0
	Court Trial	0	0	0
	Other	0	8	12
	<u>MAG'S TOTAL</u>	2	11	<u>44</u>

PL				
	Bank	0	1	2
	Def	0	0	10
	Dism	0	4	12
	Ref. Vacate	0	0	0
	Court Trial	0	0	0
	Other	0	4	8
	<u>MAG'S TOTAL</u>	0	9	<u>32</u>

TJV				
	Bank	0	0	1
	Def	0	0	15
	Dism	0	2	8
	Ref. Vacate	0	0	0
	Court Trial	0	0	0
	Other	0	8	10
	<u>MAG'S TOTAL</u>	0	10	<u>34</u>

CW				
	Bank	1	0	6
	Def	0	0	14
	Dism	0	3	18
	Ref. Vacate	0	0	0
	Court Trial	0	0	0
	Other	0	9	10
	<u>MAG'S TOTAL</u>	1	12	<u>48</u>

CUYAHOGA COUNTY COURT OF COMMON PLEAS

DATE: 06/13/2018
 TIME: 07:46 AM

OFFICE OF THE MAGISTRATES
 MAGISTRATE'S MONTHLY REF/REIN CASES
 FROM 05/01/2018 TO 05/31/2018

CMSR418

MAGISTRATE	NEW REFERRALS				REINSTATED			
	Tax Treas.	Tax Cert.	Non-Tax	Total	Tax Treas.	Tax Cert.	Non-Tax	Total
<u>AUGUSTYN/KEVIN/C</u>	19	0	14	33	0	0	0	0
<u>BAKER/GAIL/D</u>	38	0	26	64	0	0	2	2
<u>BUCHA/STEPHEN/M</u>	14	0	8	22	1	1	0	2
<u>DAY/CHRISTOPHER/E</u>	28	0	23	51	0	0	1	1
<u>DYKE/JOHN/T</u>	26	1	35	62	0	0	1	1
<u>GONZALEZ/TRACEY/</u>	25	0	19	44	0	0	1	1
<u>HIPPLEY/KEVIN/</u>	29	0	32	61	0	0	1	1
<u>JACKSON/AMY/R</u>	31	0	37	68	1	0	2	3
<u>KLEIN/MONICA/</u>	25	1	16	42	0	0	3	3
<u>LUCAS/PAUL/</u>	30	0	34	64	0	0	0	0
<u>VOZAR/THOMAS/J</u>	25	0	25	50	0	0	1	1
<u>WEISS/CAROL/</u>	29	0	33	62	3	0	2	5
<u>TOTAL</u>	319	2	302	623	5	1	14	20
<u>COMBINED TOTAL</u>	643							

CUYAHOGA COUNTY COURT OF COMMON PLEAS

OFFICE OF THE MAGISTRATES

MAG MONTHLY HEARING TOTALS

Reporting Period: May 2018

DATE: 06/13/2018
TIME: 07:46 AM

PAGE: 1
CMSR3146

Monthly Hearing Total 488

AUGUSTYN
 Default Hearings 21
 Tax Hearings 22
 Pretrials 6

 TOTAL: 49

BAKER
 Default Hearings 21
 Tax Hearings 4
 Pretrials 4

 TOTAL: 29

BUCHA
 Default Hearings 17
 Tax Hearings 7
 Pretrials 14

 TOTAL: 38

DAY
 Default Hearings 24
 Tax Hearings 2
 Pretrials 0

 TOTAL: 26

DYKE
 Default Hearings 25
 Tax Hearings 13
 Pretrials 2

 TOTAL: 40

GONZALEZ
 Default Hearings 19
 Tax Hearings 13
 Pretrials 6

 TOTAL: 38

HIPPLEY
 Default Hearings 22
 Tax Hearings 12
 Pretrials 2

 TOTAL: 36

JACKSON
 Default Hearings 21
 Tax Hearings 11
 Pretrials 12

 TOTAL: 44

KLEIN
 Default Hearings 27
 Tax Hearings 14
 Pretrials 5

 TOTAL: 46

LUCAS
 Default Hearings 28
 Tax Hearings 23
 Pretrials 6

 TOTAL: 57

CUYAHOGA COUNTY COURT OF COMMON PLEAS

OFFICE OF THE MAGISTRATES

MAG MONTHLY HEARING TOTALS

Reporting Period: May 2018

DATE: 06/13/2018
TIME: 07:46 AM

PAGE: 2
CMSR3146

TOTAL:	57
VOZAR	
Default Hearings	21
Tax Hearings	15
Pretrials	16
<hr/>	
TOTAL:	52
WEISS	
Default Hearings	20
Tax Hearings	4
Pretrials	9
<hr/>	
TOTAL:	33

CUYAHOGA COUNTY COURT OF COMMON PLEAS

DATE: 06/13/2018
 TIME: 7:51 AM

Office of the Magistrates
 Magistrate's Monthly Case Load
 MONTH: MAY 2018

PAGE: 1
 CMSR3147

Magistrate Name	Non Tax Total	Tax Cert.	Tax Treas.	Total Tax	Total Cases
AUGUSTYN	115	1	87	88	203
BAKER	190	0	117	117	307
BUCHA	90	1	57	58	148
DAY	152	0	73	73	225
DYKE	129	3	88	91	220
GONZALEZ	173	3	109	112	285
HIPPLEY	201	5	117	122	323
JACKSON	203	2	115	117	320
KLEIN	170	3	117	120	290
LUCAS	202	4	141	145	347
VOZAR	199	3	122	125	324
WEISS	208	6	109	115	323
Non Tax Total:	2032	Cert.Tax Total: 31	Tax Treas. Total: 1252	Total Tax: 1283	Total Cases: 3315

Report CMSR1062 - Judicial Foreclosure Statistics by Judge

Report CMSR1062 provides a list of judicial foreclosure case activity for each Judge. The report identifies how many cases were pending at the beginning of the period. The new cases filed and cases that were transferred in or reactivated are added to the number pending at the beginning of the period. It then shows the type and number of terminations for the period. The total terminations are subtracted from the total pending which provides the pending at the end of the period.

CUYAHOGA COUNTY COURT OF COMMON PLEAS

DATE: 06/13/2018
 TIME: 07:43 AM

Foreclosure Statistics by Judge
 Reporting Period: May 2018

PAGE: 1
 CMSR1062

Judge

AMBROSE, DICK							
Pending at Beg of Period			New Cases Filed		Cases Transferred In / Reactivated		Total
88			13		4		105
Terminations							
	Bankruptcy	Default	RefVacated	Court Trial	Dismiss	Other	Total
	1	5	0	0	5	6	17
Total Pending at End of Period							88

BARKER, PAMELA A							
Pending at Beg of Period			New Cases Filed		Cases Transferred In / Reactivated		Total
112			23		1		136
Terminations							
	Bankruptcy	Default	RefVacated	Court Trial	Dismiss	Other	Total
	0	3	0	0	3	7	13
Total Pending at End of Period							123

BURNSIDE, JANET R							
Pending at Beg of Period			New Cases Filed		Cases Transferred In / Reactivated		Total
94			25		6		125
Terminations							
	Bankruptcy	Default	RefVacated	Court Trial	Dismiss	Other	Total
	1	2	0	0	7	5	15
Total Pending at End of Period							110

CALABRESE, DEENA R							
Pending at Beg of Period			New Cases Filed		Cases Transferred In / Reactivated		Total
106			15		5		126
Terminations							
	Bankruptcy	Default	RefVacated	Court Trial	Dismiss	Other	Total
	2	4	0	0	5	6	17
Total Pending at End of Period							109

CLANCY, MAUREEN							
Pending at Beg of Period			New Cases Filed		Cases Transferred In / Reactivated		Total
90			15		1		106
Terminations							
	Bankruptcy	Default	RefVacated	Court Trial	Dismiss	Other	Total
	2	6	0	0	3	2	13
Total Pending at End of Period							93

COLLIER-WILLIAMS, CASSANDRA							
Pending at Beg of Period			New Cases Filed		Cases Transferred In / Reactivated		Total
103			13		6		122
Terminations							
	Bankruptcy	Default	RefVacated	Court Trial	Dismiss	Other	Total
	0	2	0	0	7	6	15
Total Pending at End of Period							107

CORRIGAN, BRIAN J							
Pending at Beg of Period			New Cases Filed		Cases Transferred In / Reactivated		Total
98			15		2		115
Terminations							
	Bankruptcy	Default	RefVacated	Court Trial	Dismiss	Other	Total
	2	5	0	0	7	6	20
Total Pending at End of Period							95

CORRIGAN, PETER J

CUYAHOGA COUNTY COURT OF COMMON PLEAS

DATE: 06/13/2018
TIME: 07:43 AM

Foreclosure Statistics by Judge
Reporting Period: May 2018

PAGE: 2
CMSR1062

Judge

Pending at Beg of Period		New Cases Filed		Cases Transferred In / Reactivated			Total
94		18		4			116
Terminations							
Bankruptcy	3	Default	8	RefVacated	0	Court Trial	0
						Dismiss	5
						Other	12
Total Pending at End of Period							88
<hr/>							
DONNELLY, MICHAEL P		New Cases Filed		Cases Transferred In / Reactivated			Total
Pending at Beg of Period		20		3			118
95							
Terminations							
Bankruptcy	0	Default	5	RefVacated	0	Court Trial	0
						Dismiss	4
						Other	10
Total Pending at End of Period							99
<hr/>							
FRIEDLAND, CAROLYN B		New Cases Filed		Cases Transferred In / Reactivated			Total
Pending at Beg of Period		15		3			116
98							
Terminations							
Bankruptcy	2	Default	3	RefVacated	0	Court Trial	0
						Dismiss	2
						Other	5
Total Pending at End of Period							104
<hr/>							
FRIEDMAN, STUART A		New Cases Filed		Cases Transferred In / Reactivated			Total
Pending at Beg of Period		18		3			127
106							
Terminations							
Bankruptcy	1	Default	5	RefVacated	0	Court Trial	0
						Dismiss	3
						Other	7
Total Pending at End of Period							111
<hr/>							
FUERST, NANCY A		New Cases Filed		Cases Transferred In / Reactivated			Total
Pending at Beg of Period		14		3			113
96							
Terminations							
Bankruptcy	0	Default	5	RefVacated	0	Court Trial	0
						Dismiss	2
						Other	5
Total Pending at End of Period							101
<hr/>							
GALL, STEVEN E		New Cases Filed		Cases Transferred In / Reactivated			Total
Pending at Beg of Period		21		8			135
106							
Terminations							
Bankruptcy	5	Default	9	RefVacated	0	Court Trial	0
						Dismiss	4
						Other	2
Total Pending at End of Period							115
<hr/>							
GALLAGHER, HOLLIE L		New Cases Filed		Cases Transferred In / Reactivated			Total
Pending at Beg of Period		20		4			88
64							
Terminations							
Bankruptcy	0	Default	3	RefVacated	0	Court Trial	0
						Dismiss	6
						Other	5
Total Pending at End of Period							74
<hr/>							
GALLAGHER, KELLY ANN							

CUYAHOGA COUNTY COURT OF COMMON PLEAS

DATE: 06/13/2018
TIME: 07:43 AM

Foreclosure Statistics by Judge
Reporting Period: May 2018

PAGE: 3
CMSR1062

Judge

Pending at Beg of Period			New Cases Filed		Cases Transferred In / Reactivated		Total
96			22		4		122
Terminations							
Bankruptcy	Default	RefVacated	Court Trial	Dismiss	Other	Total	
0	3	0	0	5	3	11	
Total Pending at End of Period							111

GALLAGHER, SHANNON M

Pending at Beg of Period			New Cases Filed		Cases Transferred In / Reactivated		Total
101			18		6		125
Terminations							
Bankruptcy	Default	RefVacated	Court Trial	Dismiss	Other	Total	
0	2	0	0	1	3	6	
Total Pending at End of Period							119

GAUL, DANIEL

Pending at Beg of Period			New Cases Filed		Cases Transferred In / Reactivated		Total
111			17		1		129
Terminations							
Bankruptcy	Default	RefVacated	Court Trial	Dismiss	Other	Total	
1	5	0	0	2	8	16	
Total Pending at End of Period							113

JACKSON, MICHAEL E

Pending at Beg of Period			New Cases Filed		Cases Transferred In / Reactivated		Total
101			17		3		121
Terminations							
Bankruptcy	Default	RefVacated	Court Trial	Dismiss	Other	Total	
2	5	0	0	11	6	24	
Total Pending at End of Period							97

MATIA, DAVID T

Pending at Beg of Period			New Cases Filed		Cases Transferred In / Reactivated		Total
102			18		3		123
Terminations							
Bankruptcy	Default	RefVacated	Court Trial	Dismiss	Other	Total	
0	4	0	0	5	8	17	
Total Pending at End of Period							106

MCCLELLAND, ROBERT C

Pending at Beg of Period			New Cases Filed		Cases Transferred In / Reactivated		Total
102			17		5		124
Terminations							
Bankruptcy	Default	RefVacated	Court Trial	Dismiss	Other	Total	
1	0	0	0	6	3	10	
Total Pending at End of Period							114

MCCORMICK, TIMOTHY

Pending at Beg of Period			New Cases Filed		Cases Transferred In / Reactivated		Total
98			15		4		117
Terminations							
Bankruptcy	Default	RefVacated	Court Trial	Dismiss	Other	Total	
1	5	0	0	5	8	19	
Total Pending at End of Period							98

MCDONNELL, NANCY R

CUYAHOGA COUNTY COURT OF COMMON PLEAS

DATE: 06/13/2018
TIME: 07:43 AM

Foreclosure Statistics by Judge
Reporting Period: May 2018

PAGE: 4
CMSR1062

Judge

	Pending at Beg of Period		New Cases Filed		Cases Transferred In / Reactivated		Total
	93		25		0		118
Terminations	Bankruptcy	Default	RefVacated	Court Trial	Dismiss	Other	Total
	1	4	0	0	4	8	17
	Total Pending at End of Period						101
<hr/>							
MIDAY, SHERRIE							
	Pending at Beg of Period		New Cases Filed		Cases Transferred In / Reactivated		Total
	107		20		3		130
Terminations	Bankruptcy	Default	RefVacated	Court Trial	Dismiss	Other	Total
	0	5	0	0	6	7	18
	Total Pending at End of Period						112
<hr/>							
O'DONNELL, JOHN P							
	Pending at Beg of Period		New Cases Filed		Cases Transferred In / Reactivated		Total
	73		18		0		91
Terminations	Bankruptcy	Default	RefVacated	Court Trial	Dismiss	Other	Total
	4	4	0	0	5	4	17
	Total Pending at End of Period						74
<hr/>							
RUSSO, JOHN J							
	Pending at Beg of Period		New Cases Filed		Cases Transferred In / Reactivated		Total
	41		7		3		51
Terminations	Bankruptcy	Default	RefVacated	Court Trial	Dismiss	Other	Total
	0	0	0	0	0	2	2
	Total Pending at End of Period						49
<hr/>							
RUSSO, JOSEPH D							
	Pending at Beg of Period		New Cases Filed		Cases Transferred In / Reactivated		Total
	104		17		7		128
Terminations	Bankruptcy	Default	RefVacated	Court Trial	Dismiss	Other	Total
	4	4	0	0	4	6	18
	Total Pending at End of Period						110
<hr/>							
RUSSO, MICHAEL J							
	Pending at Beg of Period		New Cases Filed		Cases Transferred In / Reactivated		Total
	98		20		4		122
Terminations	Bankruptcy	Default	RefVacated	Court Trial	Dismiss	Other	Total
	1	4	0	0	9	2	16
	Total Pending at End of Period						106
<hr/>							
RUSSO, NANCY MARGARET							
	Pending at Beg of Period		New Cases Filed		Cases Transferred In / Reactivated		Total
	58		20		1		79
Terminations	Bankruptcy	Default	RefVacated	Court Trial	Dismiss	Other	Total
	0	2	0	0	3	1	6
	Total Pending at End of Period						73
<hr/>							
SAFFOLD, SHIRLEY STRICKLAND							

CUYAHOGA COUNTY COURT OF COMMON PLEAS

DATE: 06/13/2018
TIME: 07:43 AM

Foreclosure Statistics by Judge
Reporting Period: May 2018

PAGE: 5
CMSR1062

Judge

Pending at Beg of Period		New Cases Filed		Cases Transferred In / Reactivated			Total
108		20		5			133
Terminations	Bankruptcy	Default	RefVacated	Court Trial	Dismiss	Other	Total
	0	6	0	0	5	6	17
Total Pending at End of Period							116
<hr/>							
SHAUGHNESSY, MICHAEL P							
Pending at Beg of Period		New Cases Filed		Cases Transferred In / Reactivated			Total
99		21		3			123
Terminations	Bankruptcy	Default	RefVacated	Court Trial	Dismiss	Other	Total
	2	5	0	0	7	7	21
Total Pending at End of Period							102
<hr/>							
SHEEHAN, BRENDAN J							
Pending at Beg of Period		New Cases Filed		Cases Transferred In / Reactivated			Total
92		15		0			107
Terminations	Bankruptcy	Default	RefVacated	Court Trial	Dismiss	Other	Total
	2	4	0	0	7	7	20
Total Pending at End of Period							87
<hr/>							
SUTULA, JOHN D							
Pending at Beg of Period		New Cases Filed		Cases Transferred In / Reactivated			Total
99		19		3			121
Terminations	Bankruptcy	Default	RefVacated	Court Trial	Dismiss	Other	Total
	0	8	0	0	3	5	16
Total Pending at End of Period							105
<hr/>							
SUTULA, KATHLEEN ANN							
Pending at Beg of Period		New Cases Filed		Cases Transferred In / Reactivated			Total
74		17		4			95
Terminations	Bankruptcy	Default	RefVacated	Court Trial	Dismiss	Other	Total
	0	7	0	0	7	14	28
Total Pending at End of Period							67
<hr/>							
SYNENBERG, JOAN							
Pending at Beg of Period		New Cases Filed		Cases Transferred In / Reactivated			Total
103		13		3			119
Terminations	Bankruptcy	Default	RefVacated	Court Trial	Dismiss	Other	Total
	2	5	0	0	6	8	21
Total Pending at End of Period							98

Monthly Summary

MONTHLY SUMMARY

May 2018

NAME	PEND	TRIALS														+	-
		ASSIGNED			JURY			COURT			DISP	PENDING					
		CV	CR	TOT	CV	CR	TOT	CV	CR	TOT		CV	FR	CR	TOT		
Dick Ambrose	460	56	37	93	0	0	0	0	1	1	83	217	86	167	470	- 10	
Pamela A. Barker	400	53	31	84	0	0	0	0	0	0	77	162	123	122	407	- 7	
Janet R. Burnside	441	61	31	92	0	0	0	0	1	1	97	210	109	117	436	+ 5	
Deena R. Calabrese	423	59	31	90	0	0	0	0	0	0	82	193	109	129	431	- 8	
Maureen Clancy	370	56	25	81	1	0	1	0	0	0	77	204	93	77	374	- 4	
Cassandra Collier-Willia	432	62	37	99	0	0	0	0	0	0	91	200	106	134	440	- 8	
Brian J. Corrigan	500	53	34	87	0	3	3	0	1	1	89	250	95	153	498	+ 2	
Peter J. Corrigan	448	58	33	91	0	0	0	0	0	0	117	203	88	131	422	+ 26	
Michael P. Donnelly	458	56	37	93	1	2	3	0	2	2	101	201	99	150	450	+ 8	
Carolyn B. Friedland	434	57	28	85	0	1	1	0	0	0	87	236	104	92	432	+ 2	
Stuart A. Friedman	485	59	38	97	0	0	0	0	0	0	116	260	110	96	466	+ 19	
Nancy A. Fuerst	397	54	34	88	0	0	0	0	1	1	58	220	101	106	427	- 30	
Steven E. Gall	426	62	37	99	0	0	0	0	1	1	89	189	115	132	436	- 10	
Hollie L. Gallagher	367	56	21	77	0	0	0	0	0	0	90	189	74	91	354	+ 13	
Kelly A. Gallagher	392	58	36	94	0	0	0	0	0	0	72	225	111	78	414	- 22	
Shannon M. Gallagher	448	60	42	102	0	0	0	0	0	0	86	222	119	123	464	- 16	
Daniel Gaul	450	52	35	87	0	2	2	0	0	0	88	189	112	148	449	+ 1	
Michael E Jackson	523	54	45	99	0	0	0	0	2	2	101	238	97	186	521	+ 2	
David T. Matia	382	54	37	91	0	1	1	0	0	0	89	198	106	80	384	- 2	
Robert C. McClelland	506	59	37	96	0	0	0	0	2	2	87	236	114	165	515	- 9	
Timothy McCormick	374	58	38	96	0	0	0	0	0	0	86	203	98	83	384	- 10	
Nancy R. McDonnell	362	58	30	88	0	1	1	0	0	0	87	187	101	75	363	- 1	
Sherrie Miday	481	55	34	89	1	2	3	0	1	1	107	236	111	116	463	+ 18	
John P. O'Donnell	391	53	30	83	1	1	2	0	0	0	93	193	74	114	381	+ 10	
John J. Russo	165	29	3	32	0	0	0	0	0	0	24	105	49	19	173	- 8	
Joseph D. Russo	511	60	27	87	0	0	0	0	5	5	76	211	110	201	522	- 11	
Michael J. Russo	384	53	35	88	0	0	0	0	0	0	89	172	106	105	383	+ 1	
Nancy Margaret Russo	242	54	26	80	0	0	0	0	0	0	67	114	73	68	255	- 13	
Shirley Strickland Saffold	448	59	43	102	0	0	0	0	0	0	87	206	116	141	463	- 15	
Michael P. Shaughnessy	433	54	36	90	0	2	2	0	3	3	97	200	99	127	426	+ 7	
Brendan J. Sheehan	344	58	31	89	0	1	1	0	0	0	92	160	87	94	341	+ 3	
John D. Sutula	588	58	42	100	0	0	0	0	0	0	101	282	105	200	587	+ 1	
Kathleen Ann Sutula	381	55	28	83	0	3	3	0	0	0	108	186	67	103	356	+ 25	
Joan Synenberg	375	62	47	109	0	1	1	0	0	0	123	179	98	84	361	+ 14	
TOTALS	14221	1905	1136	3041	4	20	24	0	20	20	3014	6876	3365	4007	14248	- 27	

Year to Date Summary

SUMMARY FOR THE COURT

January - May 2018

NAME	PEND	ASSIGNED			TRIALS						DISP	PENDING				+ -
		CV	CR	TOT	JURY			COURT				CV	FR	CR	TOT	
					CV	CR	TOT	CV	CR	TOT		CV	FR	CR	TOT	
Dick Ambrose	441	261	181	442	1	2	3	0	4	4	413	217	86	167	470	- 29
Pamela A. Barker	437	259	163	422	0	1	1	0	0	0	452	162	123	122	407	+ 30
Janet R. Burnside	421	268	187	455	1	5	6	0	3	3	440	210	109	117	436	- 15
Deena R. Calabrese	440	265	146	411	2	2	4	0	1	1	420	193	109	129	431	+ 9
Maureen Clancy	363	263	155	418	1	0	1	0	0	0	407	204	93	77	374	- 11
Cassandra Collier-Willia	454	291	173	464	1	0	1	0	1	1	478	200	106	134	440	+ 14
Brian J. Corrigan	494	259	193	452	1	6	7	1	5	6	448	250	95	153	498	- 4
Peter J. Corrigan	415	270	155	425	1	4	5	0	0	0	418	203	88	131	422	- 7
Michael P. Donnelly	469	258	187	445	2	7	9	0	4	4	464	201	99	150	450	+ 19
Carolyn B. Friedland	479	265	120	385	1	3	4	0	1	1	432	236	104	92	432	+ 47
Stuart A. Friedman	450	307	168	475	1	0	1	0	4	4	459	260	110	96	466	- 16
Nancy A. Fuerst	385	272	163	435	0	3	3	0	1	1	393	220	101	106	427	- 42
Steven E. Gall	427	268	183	451	0	1	1	1	1	2	442	189	115	132	436	- 9
Hollie L. Gallagher	373	259	148	407	2	1	3	0	2	2	426	189	74	91	354	+ 19
Kelly A. Gallagher	395	269	125	394	0	1	1	1	2	3	375	225	111	78	414	- 19
Shannon M. Gallagher	457	258	181	439	1	0	1	0	5	5	432	222	119	123	464	- 7
Daniel Gaul	465	254	176	430	2	4	6	0	0	0	446	189	112	148	449	+ 16
Michael E Jackson	484	256	192	448	1	2	3	0	5	5	411	238	97	186	521	- 37
David T. Matia	410	251	169	420	1	3	4	0	0	0	446	198	106	80	384	+ 26
Robert C. McClelland	463	265	196	461	1	0	1	1	4	5	409	236	114	165	515	- 52
Timothy McCormick	404	268	168	436	0	4	4	0	0	0	456	203	98	83	384	+ 20
Nancy R. McDonnell	354	261	165	426	1	2	3	0	1	1	417	187	101	75	363	- 9
Sherrie Miday	453	261	182	443	1	6	7	0	2	2	433	236	111	116	463	- 10
John P. O'Donnell	391	252	151	403	3	3	6	1	1	2	413	193	74	114	381	+ 10
John J. Russo	165	138	73	211	0	0	0	1	0	1	203	105	49	19	173	- 8
Joseph D. Russo	457	287	181	468	0	0	0	0	8	8	403	211	110	201	522	- 65
Michael J. Russo	370	260	176	436	0	4	4	1	1	2	423	172	106	105	383	- 13
Nancy Margaret Russo	276	251	160	411	0	2	2	0	1	1	432	114	73	68	255	+ 21
Shirley Strickland Saffold	386	274	183	457	1	2	3	0	1	1	380	206	116	141	463	- 77
Michael P. Shaughnessy	433	249	188	437	1	5	6	0	5	5	444	200	99	127	426	+ 7
Brendan J. Sheehan	353	253	142	395	3	7	10	1	2	3	407	160	87	94	341	+ 12
John D. Sutula	538	260	224	484	1	1	2	1	3	4	435	282	105	200	587	- 49
Kathleen Ann Sutula	373	255	145	400	0	6	6	0	0	0	417	186	67	103	356	+ 17
Joan Synenberg	387	275	190	465	0	1	1	0	0	0	491	179	98	84	361	+ 26
TOTALS	14062	8862	5689	14551	31	88	119	9	68	77	14365	6876	3365	4007	14248	- 186

Corrections/Adjustments