



***Statistics Report
June 2016***

***John J. Russo
Administrative and Presiding Judge***

TABLE OF CONTENTS

Criminal Statistics

Newly Filed, Re-Activated and Transferred in Cases _____ 4

Yearly Criminal Terminations _____ 5

Pending Criminal Cases End of Period _____ 6

Clearance Rate _____ 7

Arrest to Disposition Timeline _____ 8

Average Arrest to Disposition Timeline (Jail Cases) _____ 9

Average Arrest to Disposition Timeline (Non-Jail Cases) _____ 10

Average Arrest to Disposition Timeline (Jail and Non-Jail Cases) _____ 11

Yearly Average Arrest to Disposition Timeline _____ 12

Indictments and Informations Filed With the Clerk of Courts _____ 13

Bail Case Arraignment Activity _____ 14

Overall Arraignment Statistics _____ 15

Foreclosure Statistics

Total Pending Judicial Foreclosure Cases Referred to Magistrates _____ 17

Total Pending Tax Lien & Certificate Cases Referred to Magistrates _____ 18

Percentage of Pending Judicial Foreclosure Cases By Filing Year _____ 19

Judicial Foreclosure Clearance Rate Year 2016 _____ 20

Avg. Number of Days to Disp. (Excl. Bank. Stays & Tax Lien & Tax Cert.) _____ 21

Avg. Number of Days to Disp. (Excl. Bank. Stays & Incl. Tax Lien & Tax Cert.) _____ 22

Total New Judicial Foreclosure Filings _____ 23

New Marsh of Lien/Quiet Title/Partition Case Filings for Years 2005 – 2016 YTD _____ 24

New Marsh of Lien/Quiet Title/Partition Case Filings by month for 2016 YTD _____ 24

New Tax Lien & Certificate Filings for Years 2005 – 2016 YTD _____ 25

New Tax Lien & Certificate Filings by Month for Year 2016 YTD _____ 25

Total New Judicial Foreclosure Filings Years 2005 – 2016 YTD _____ 26

Total New Judicial Foreclosure Filings by Month for Year 2016 YTD _____ 26

Magistrate's Monthly Reports _____ 27

Report CMSR1062 - Judicial Foreclosure Statistics by Judge _____ 35

Monthly Summary _____ 41

Year to Date Summary _____ 43

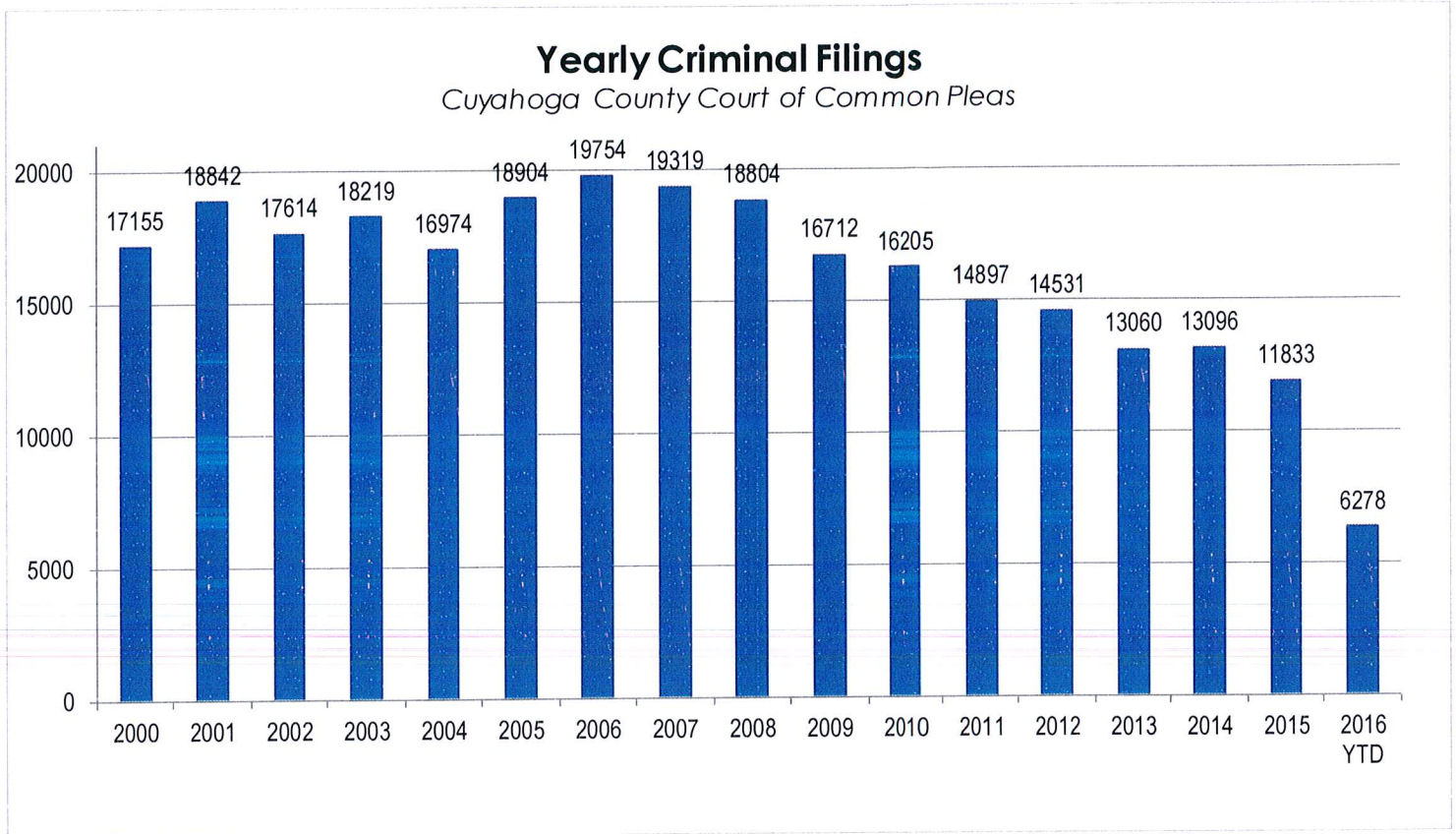
Corrections/Adjustments _____ 45

Criminal Case Statistics

CUYAHOGA COUNTY COMMON PLEAS COURT

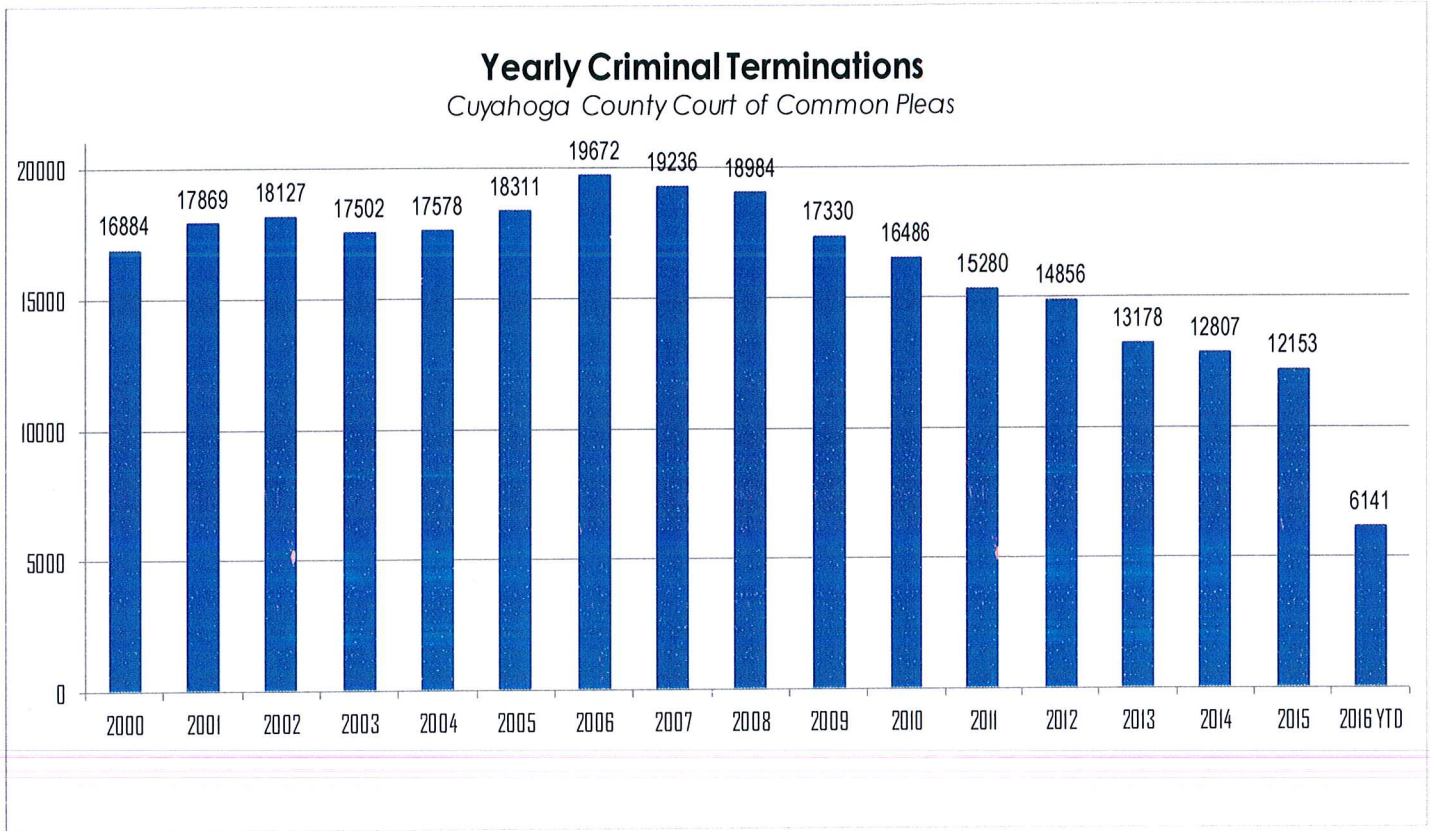
Newly Filed, Re-Activated and Transferred in Cases

The following chart is a representation of all filed cases in Cuyahoga County Court of Common Pleas from 2000 – June 2016. Newly filed cases are defined as having been arraigned and assigned to a Judge. Re-activated cases are defined as cases where a defendant was unavailable for trial and has now become ready to proceed. Transferred cases are defined as cases moved from one judge's docket to another. This could be due to re-assignment to a Mental Health Judge or after additional information indicates that by Court rule, the case should have been assigned to another Judge.



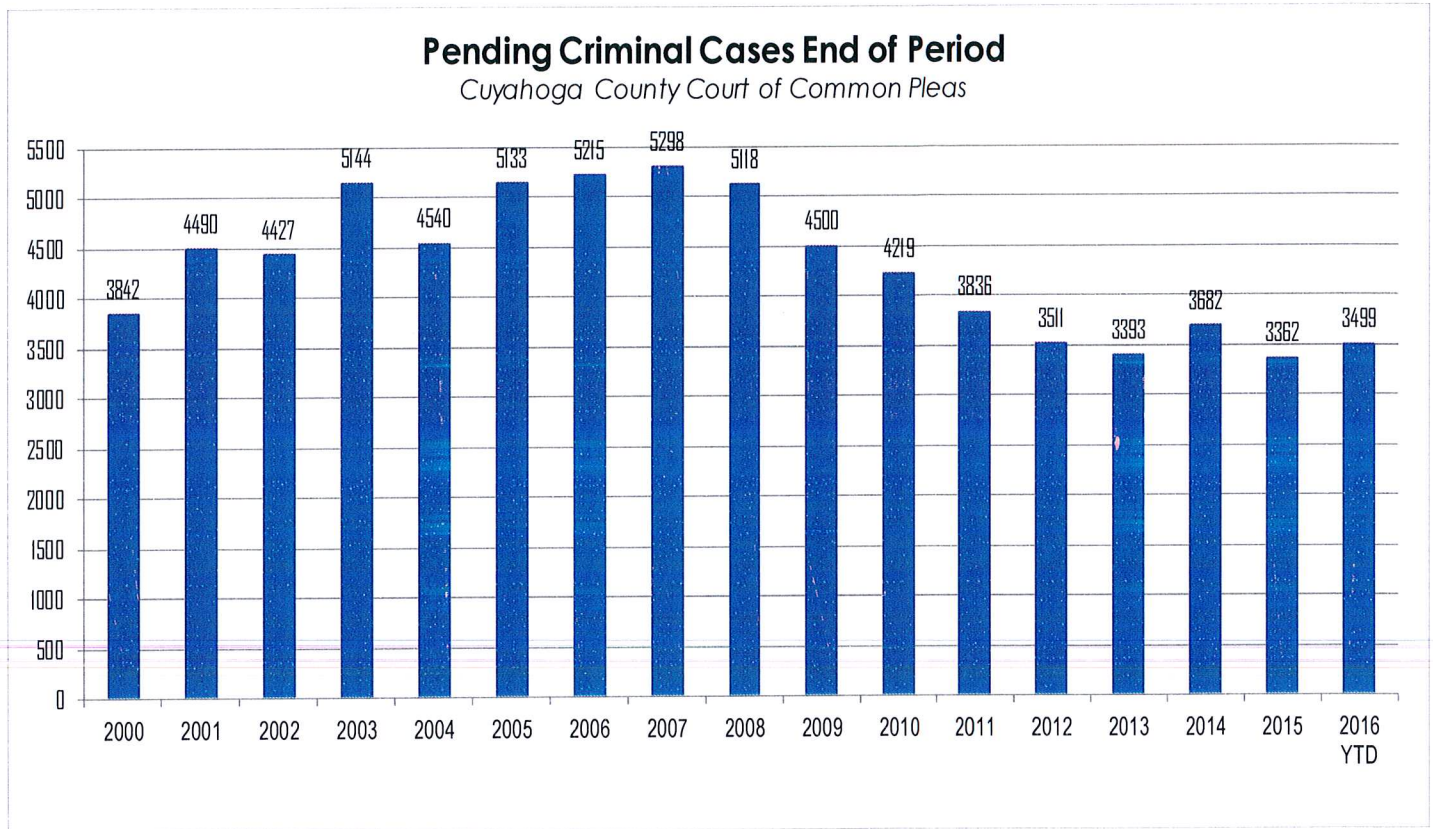
Yearly Criminal Terminations

The following chart represents cases that have been terminated by the court from 2000 – June 2016. These cases have been terminated either by trial; plea, dismissal or a defendant is unavailable for trial or sentencing.



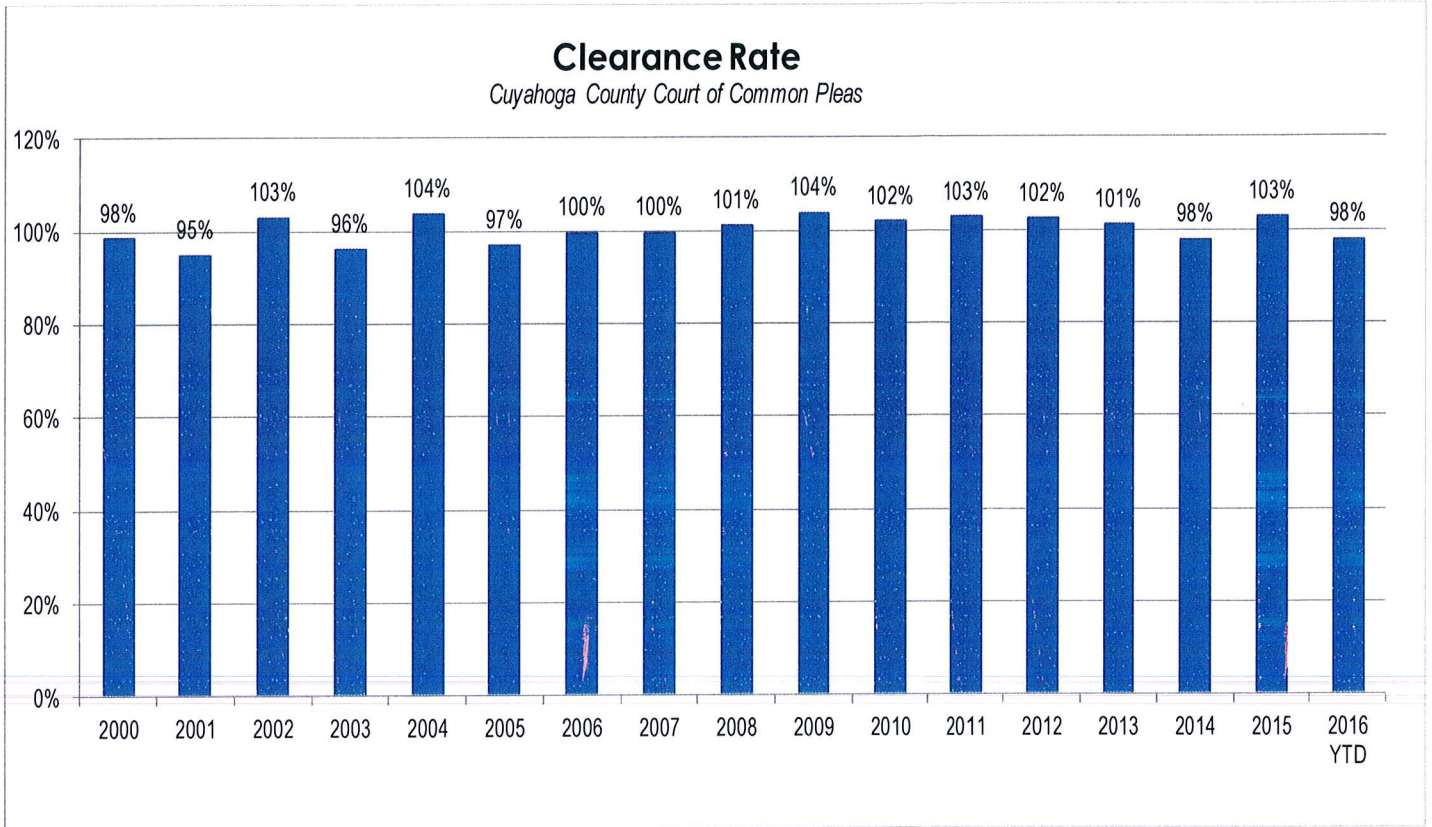
Pending Criminal Cases End of Period

The following chart represents the total number of cases pending at the end of the reporting period from 2000 – June 2016. Pending criminal cases at the end of the period is determined by adding the total number of pending cases at the beginning of the reporting period, and all newly filed, re-activated and transferred in cases. The total number of cases terminated in the period is subtracted from the sum total pending at the beginning of the period to give the value pending at the end of the period.



Clearance Rate

The Clearance Rate is the total number of outgoing cases as a percentage of the number of incoming cases. Clearance rate measures whether the court is keeping up with its incoming caseload. If cases are not disposed in a timely manner, a backlog of cases awaiting disposition will grow. A Clearance Rate of 100% indicates that at least as many cases have been filed, reopened, or reactivated in a period have been disposed.



Arrest to Disposition Timeline

Arrest to disposition timeline is a method to measure how felony cases flow through the Cuyahoga County Criminal Justice System. By capturing how long a case takes to move from stage to stage, we can examine where problems may exist and where potential improvements in case processing can be made.

The source data was extracted from the Cuyahoga County Court of Common Pleas Case Management System. The overall population of sample data was based on cases terminated in a given month excluding cases that have gone through diversion programs. A case is defined as a defendant and all charges involved in a single incident. The period for the extracted data is from June 2016.

The stages examined were:

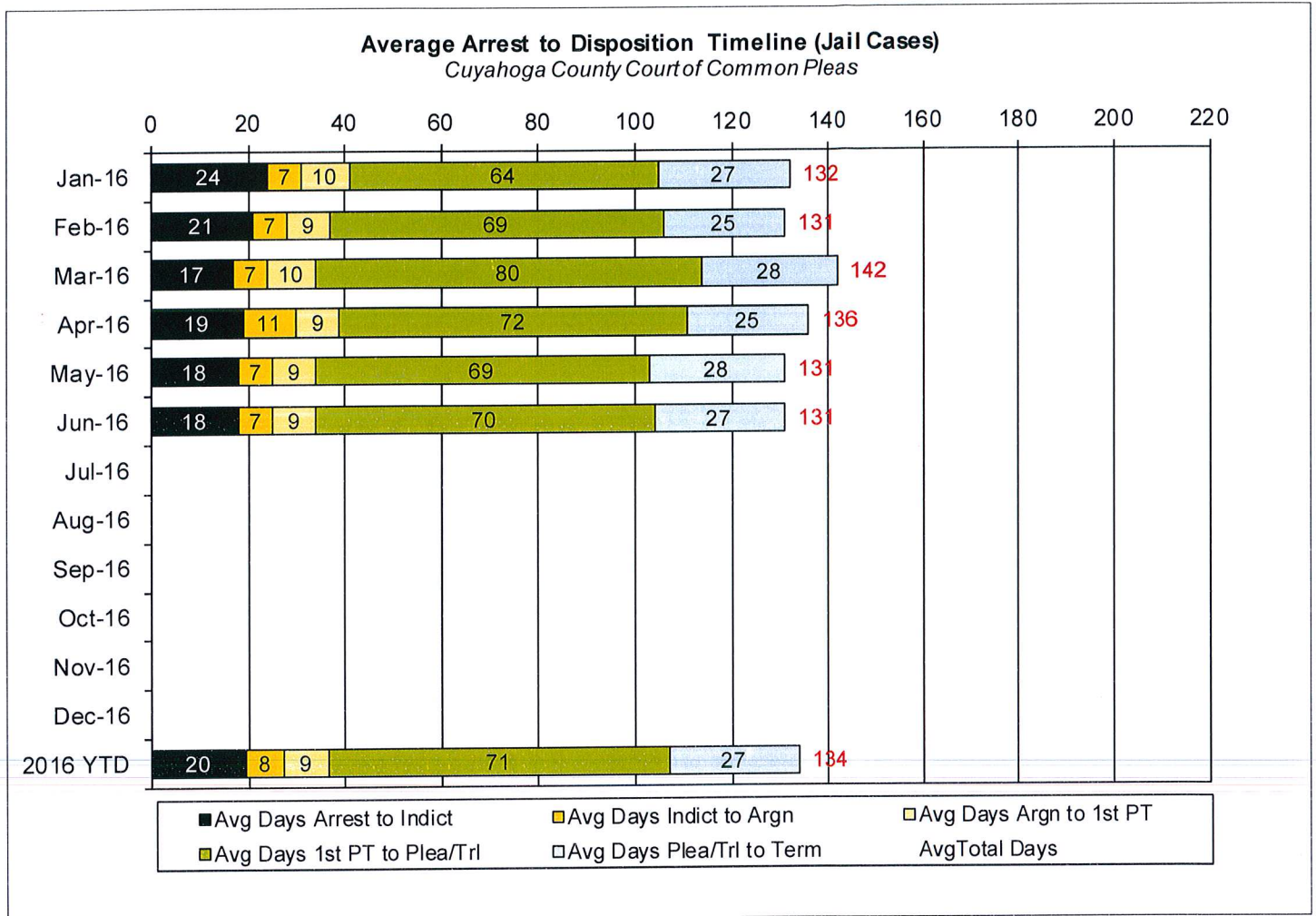
Arrest to Indictment
Indictment to Arraignment
Arraignment to 1st Pre-Trial
1st Pre-Trial to Plea/Trial
Plea/Trial to Termination

Due to the fact that each case may or may not have all of the stage date elements, a method to arrive at stage averages was applied. For a case to be included in the average for a stage there would need to be both dates for the given stage. A case would be included in the Arrest to Indictment stage if both arrest date and indictment date were available. This method was applied to each of the five stages. Next we calculated the total number of cases that met the date criteria for each of the ranges and also the total number of days between each date. To arrive at an average, the total number of days for each case in each range was calculated and divided by the total number of cases that met the date criteria. If a case had a time period or periods where the defendant was capiased or referred to the Psych Clinic, that amount of time was subtracted from the appropriate range. For re-indicted cases, the original arrest date is used.

The following three charts are for Jail, Non-Jail and combined Jail and Non-Jail cases. Jail and Non-Jail cases are defined by the posting of bond prior to plea or trial.

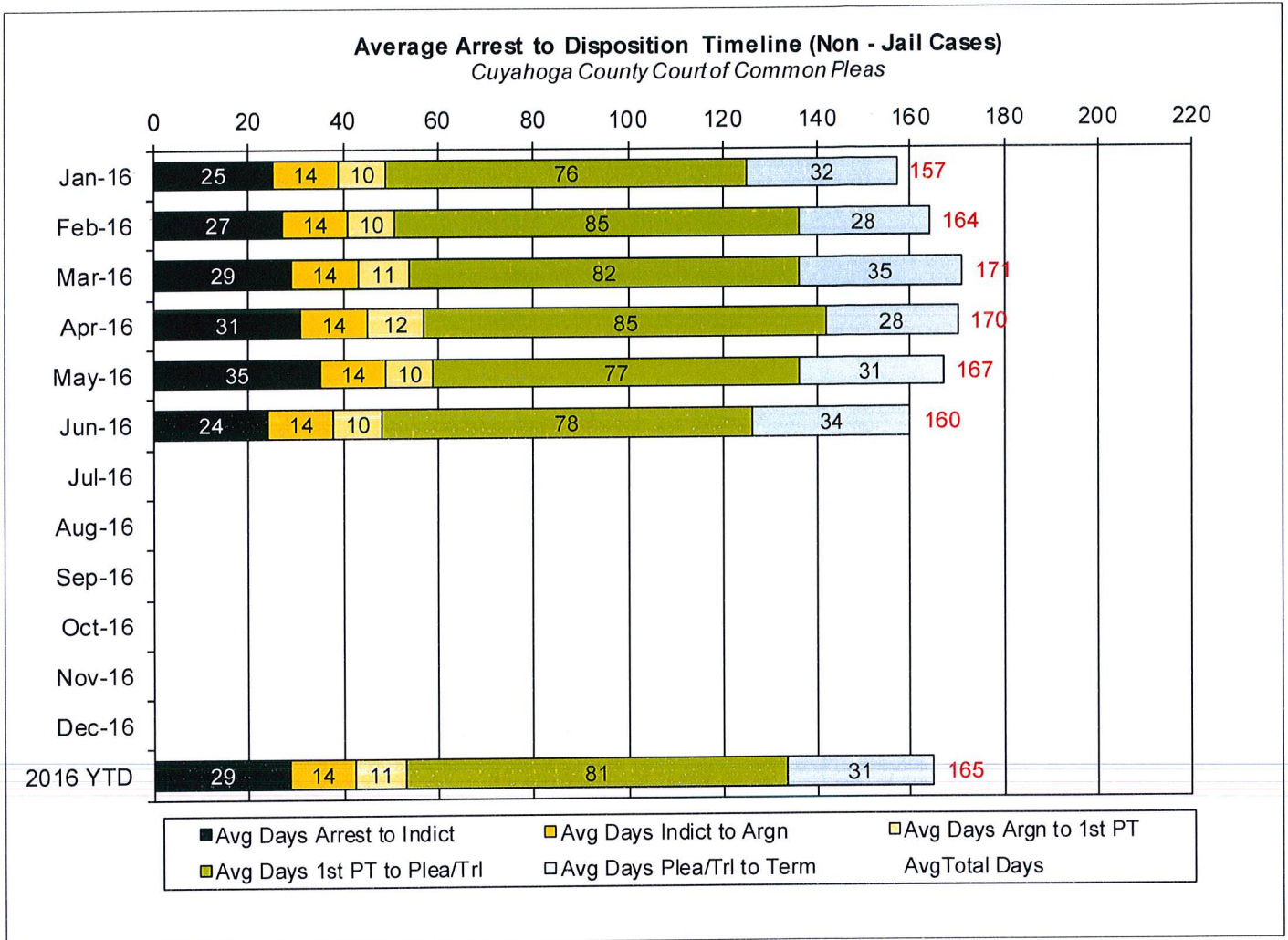
CUYAHOGA COUNTY COMMON PLEAS COURT

Average Arrest to Disposition Timeline (Jail Cases)



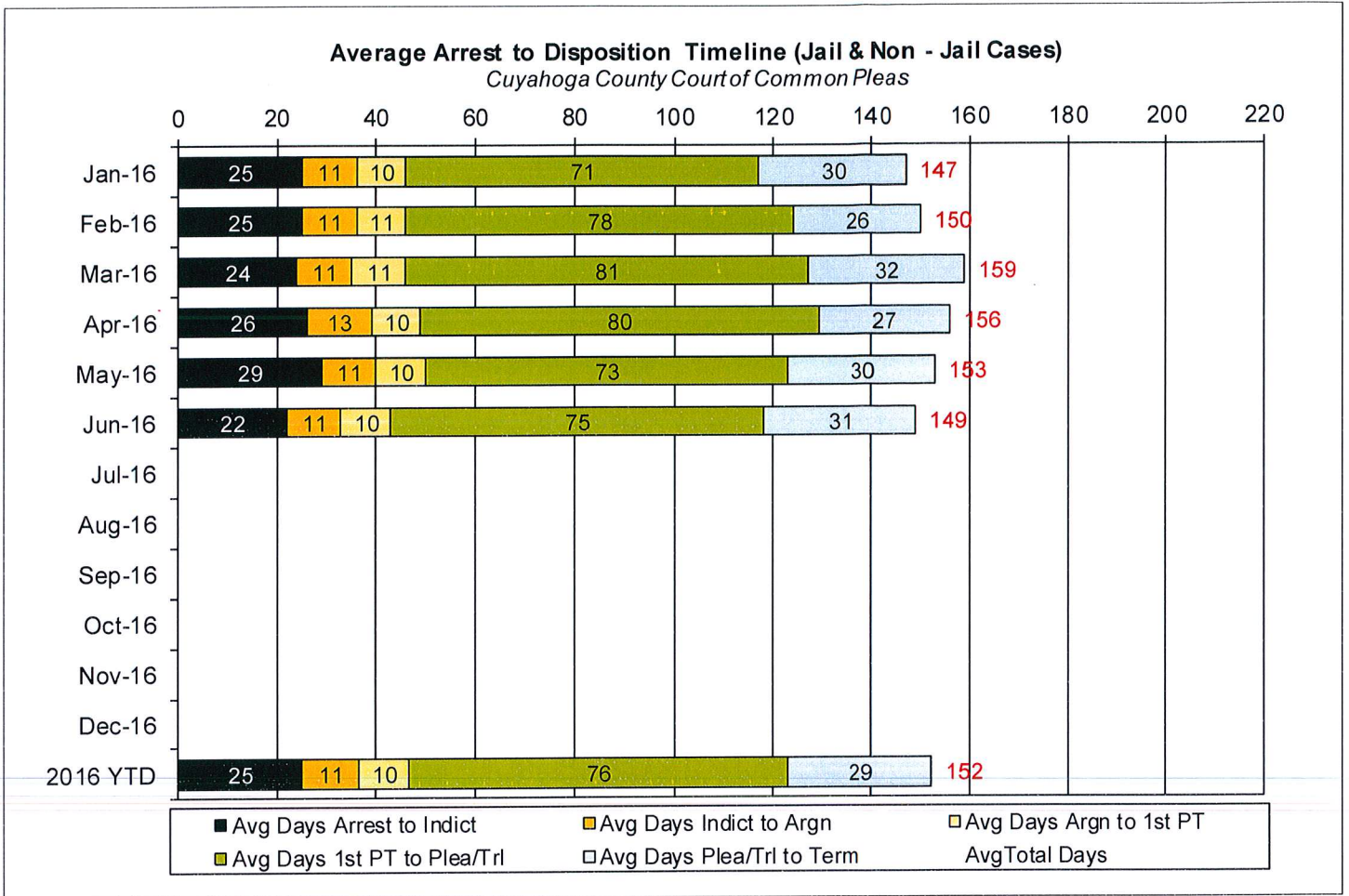
CUYAHOGA COUNTY COMMON PLEAS COURT

Average Arrest to Disposition Timeline (Non-Jail Cases)



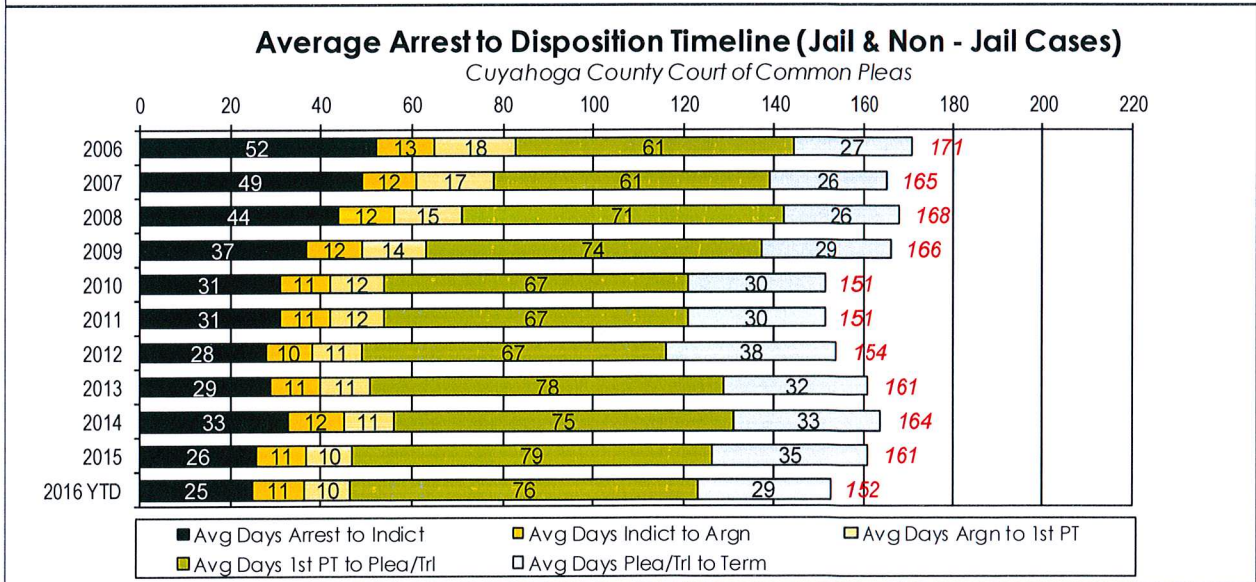
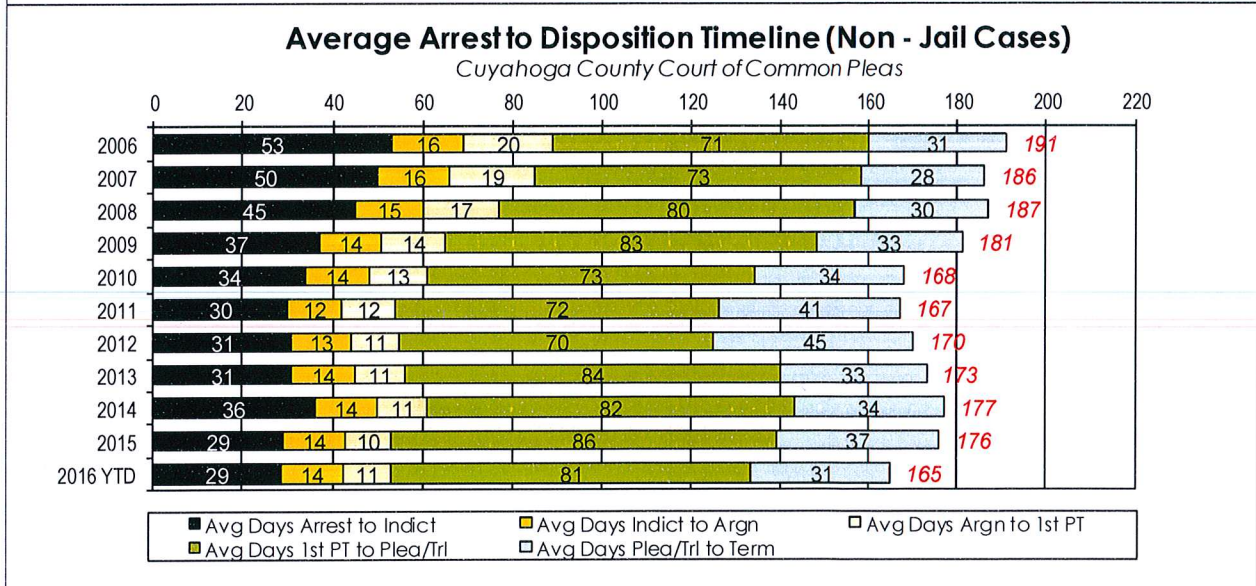
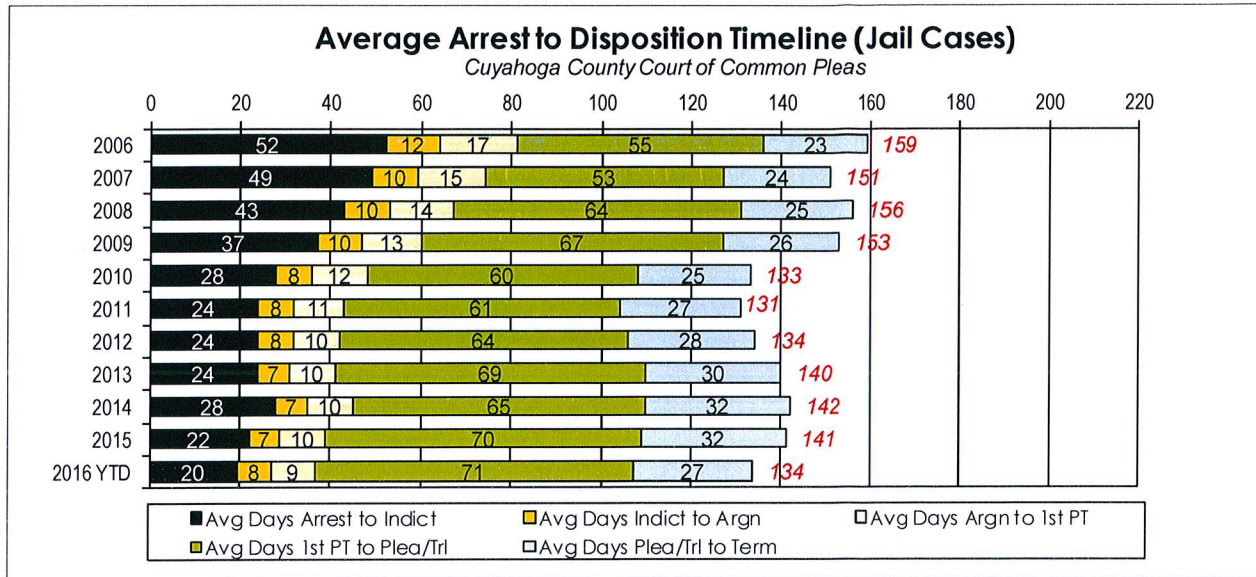
CUYAHOGA COUNTY COMMON PLEAS COURT

Average Arrest to Disposition Timeline (Jail and Non-Jail Cases)



CUYAHOGA COUNTY COMMON PLEAS COURT

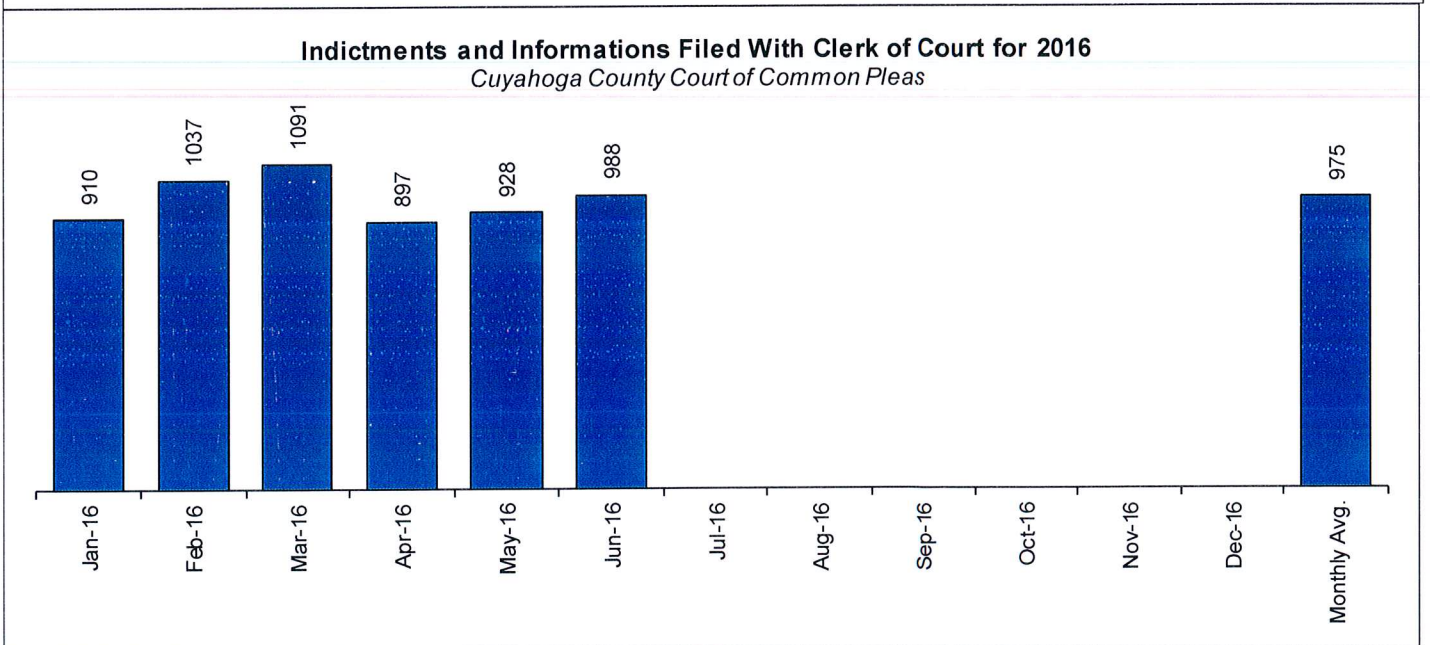
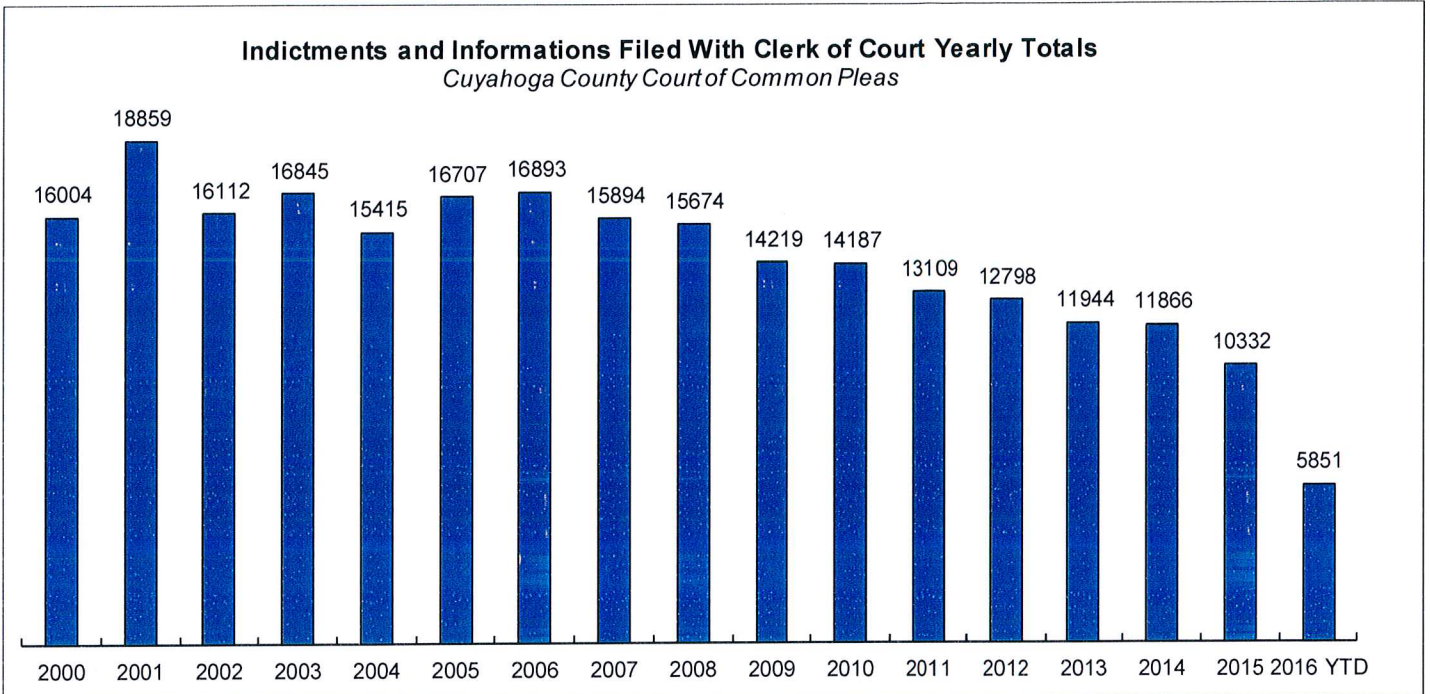
Yearly Average Arrest to Disposition Timeline



CUYAHOGA COUNTY COMMON PLEAS COURT

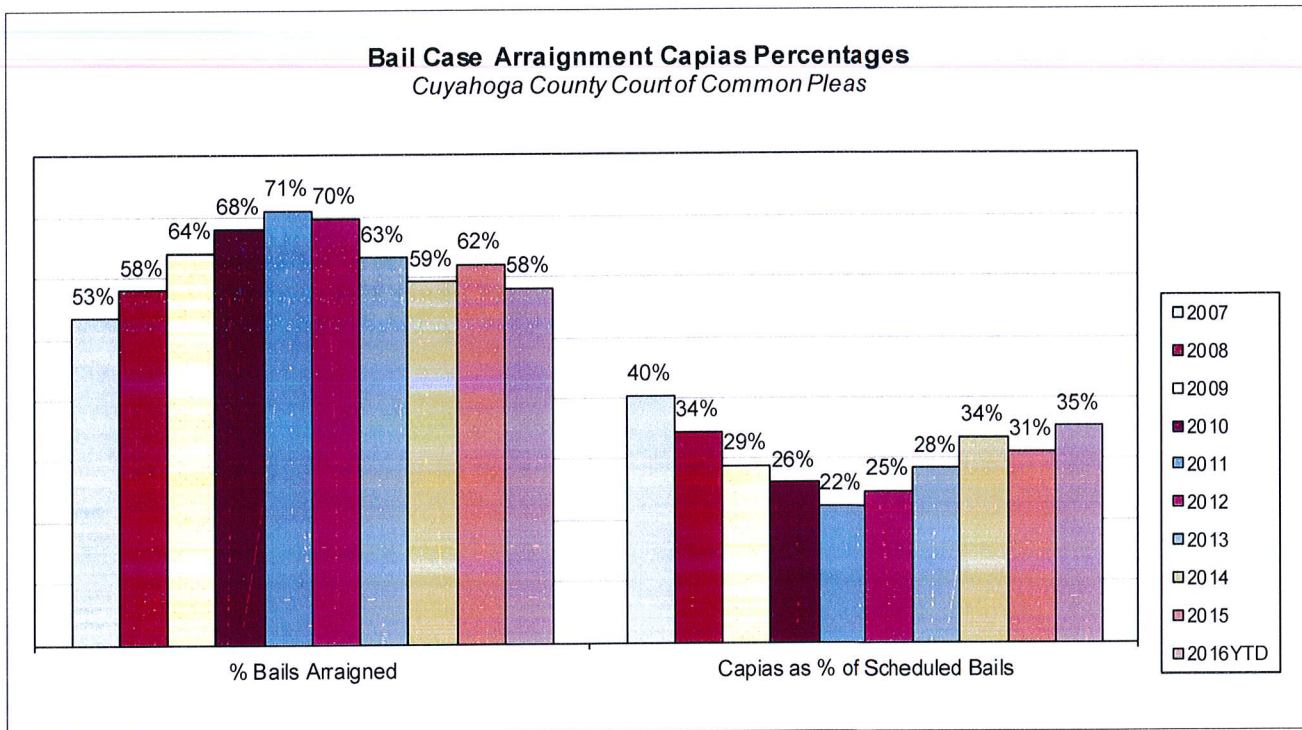
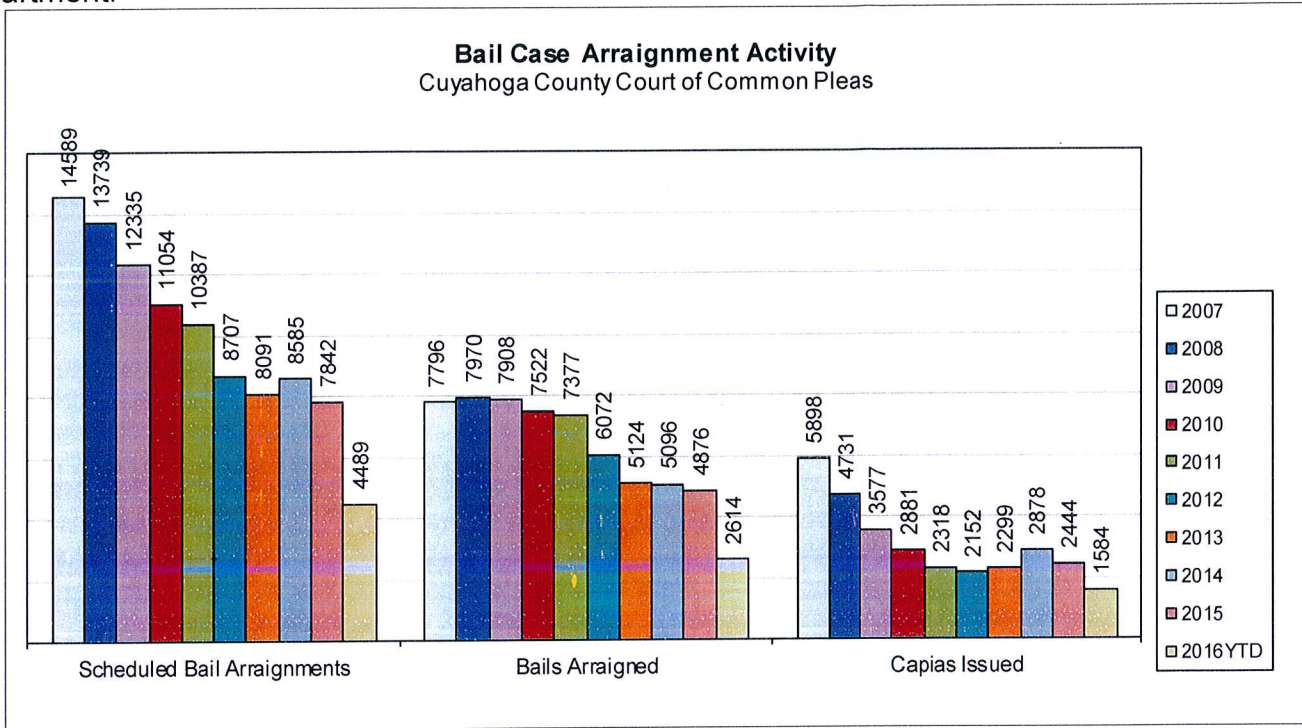
Indictments and Informations Filed With the Clerk of Courts

The following charts are reflective of Indictments and Informations filed with the Criminal Clerk of Courts from 2000. The source for this information was the Criminal Clerk's Office.



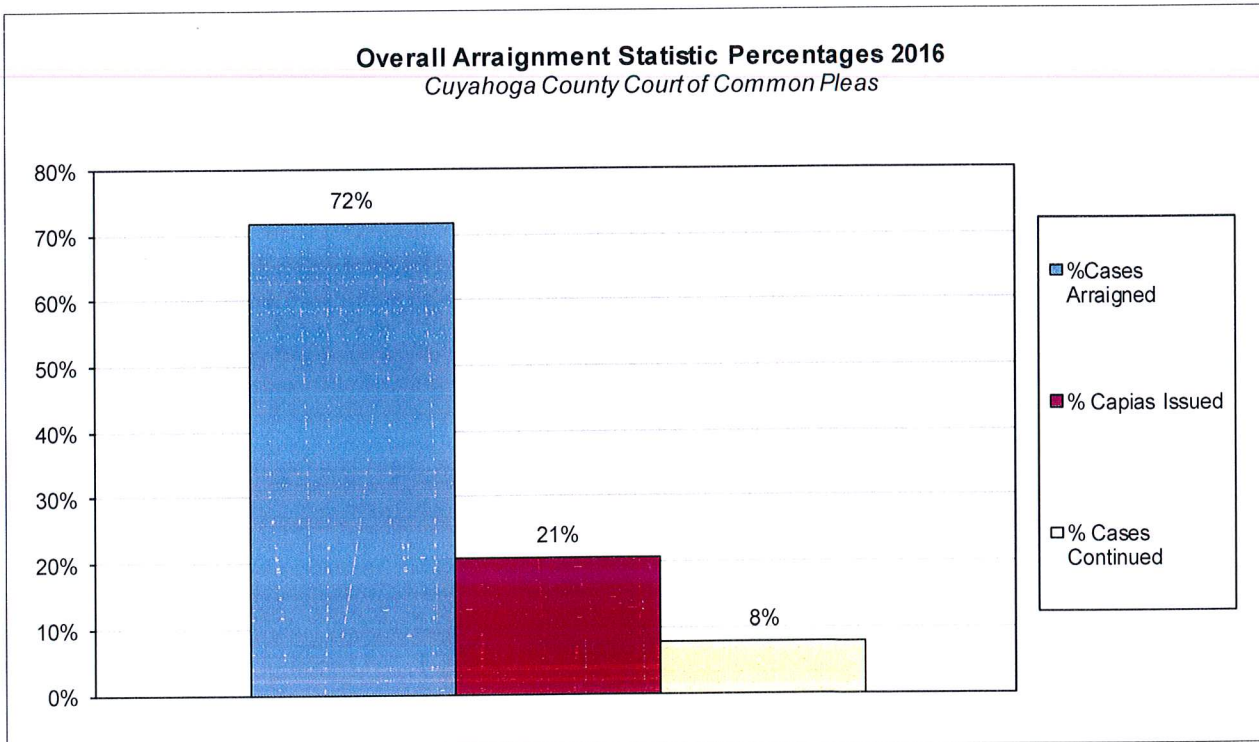
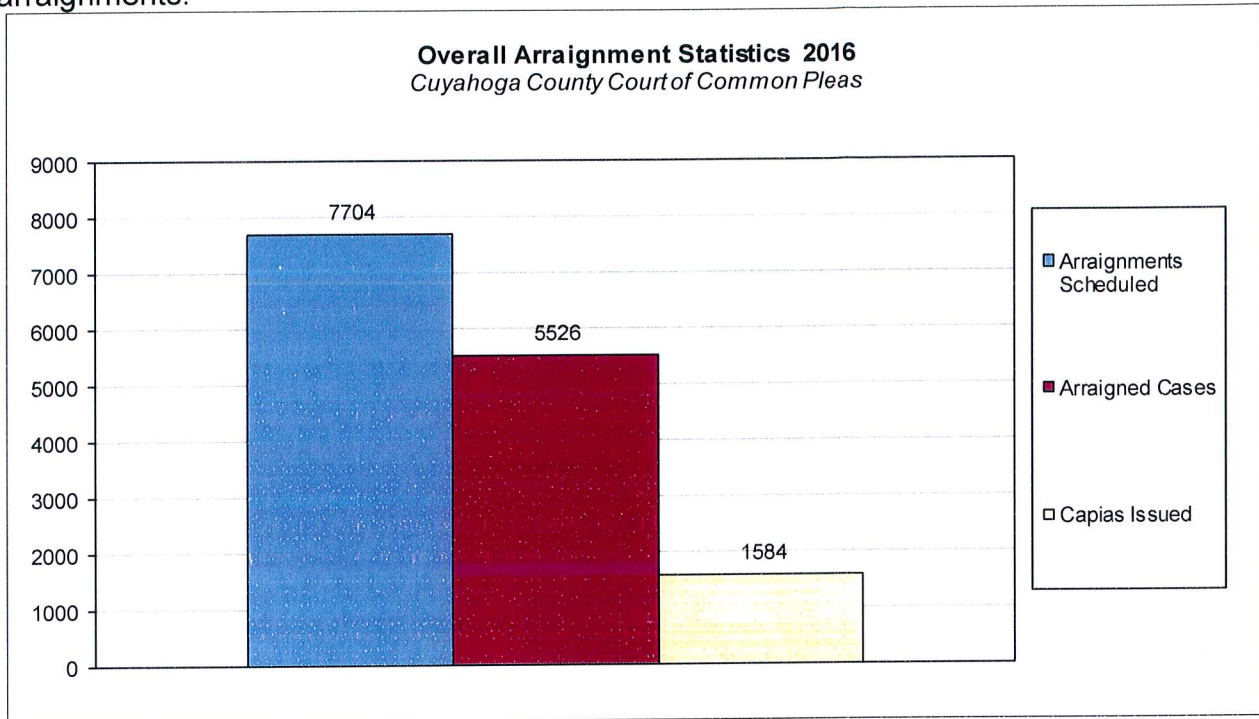
Bail Case Arraignment Activity

The following charts are reflective of arraignment activity where the defendant was not incarcerated at the time of arraignment. The source for this information was the Criminal Records Department.



Overall Arraignment Statistics

The arraignment statistics were provided by the Criminal Records Department. They are provided to give a representation of arraignment activity in the Court in 2016. These statistics include jail and non – jail arraignments.



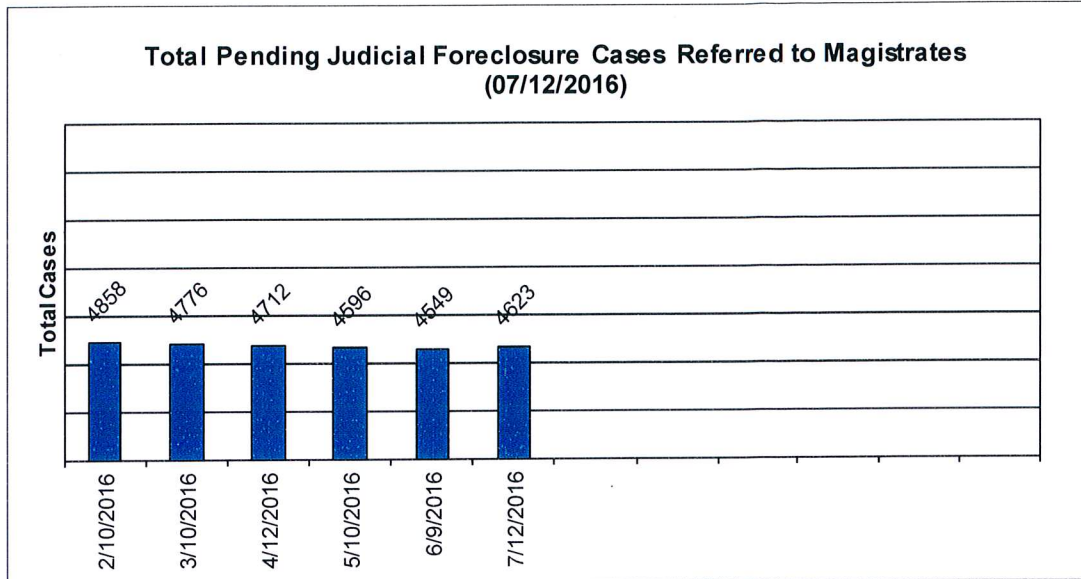
Judicial Foreclosure Statistics¹

¹ For clarification purposes, Foreclosure cases in this report are identified as Judicial Foreclosure filings (filing codes 1460 (Foreclosure Marsh. Of Lien), 1465(Tax Lien), 1466 (Tax Certificate), 1470 (Quiet Title), and 1480 (Partition)). These cases are different from Board of Revision Foreclosures, which are not reported here.

CUYAHOGA COUNTY COMMON PLEAS COURT

Total Pending Judicial Foreclosure Cases Referred to Magistrates

The following chart is a display of the total number of pending Judicial Foreclosure cases referred to the Magistrates on specific dates. The table below shows the number of these cases pending from each year since 2000.




	As of:	2/10/2016	3/10/2016	4/12/2016	5/10/2016	6/9/2016	7/12/2016							
Year														
2000		0	0	0	0	0	0							
2001		0	0	0	0	0	0							
2002		0	0	0	0	0	0							
2003		2	2	2	2	2	2							
2004		0	0	0	0	0	0							
2005		0	0	0	0	0	0							
2006		0	0	0	0	0	0							
2007		1	1	1	1	1	1							
2008		2	2	3	4	3	2							
2009		5	5	6	6	6	6							
2010		4	5	4	4	4	5							
2011		9	8	7	7	7	6							
2012		43	39	33	30	28	26							
2013		101	86	77	66	61	52							
2014		483	401	333	288	258	220							
2015		3343	2914	2444	2079	1735	1450							
2016		865	1313	1802	2109	2444	2853							
Total		4858	4776	4712	4596	4549	4623							

CUYAHOGA COUNTY COMMON PLEAS COURT

Total Pending Tax Lien & Certificate Cases Referred to Magistrates

The following chart is a display of the number of pending tax Judicial Foreclosure cases referred to the Magistrates on specific dates. The table below shows the number of pending tax Judicial Foreclosure cases in each year since 2000.




	As of:	2/10/2016	3/10/2016	4/12/2016	5/10/2016	6/9/2016	7/12/2016											
Year																		
2000		0	0	0	0	0	0											
2001		0	0	0	0	0	0											
2002		0	0	0	0	0	0											
2003		0	0	0	0	0	0											
2004		0	0	0	0	0	0											
2005		0	0	0	0	0	0											
2006		0	0	0	0	0	0											
2007		0	0	0	0	0	0											
2008		0	0	0	1	1	0											
2009		0	0	0	0	0	0											
2010		0	0	0	0	1	1											
2011		0	0	1	1	1	1											
2012		4	3	3	3	2	2											
2013		19	17	15	10	11	9											
2014		104	91	78	63	57	52											
2015		928	821	697	611	529	427											
2016		360	379	434	451	518	684											
Total		1415	1311	1228	1140	1120	1176											

CUYAHOGA COUNTY COMMON PLEAS COURT

Percentage of Pending Judicial Foreclosure Cases By Filing Year

The following chart is a representation of the total number of pending Judicial Foreclosure cases by filing year expressed as a percentage on a specific date. The table below is the supporting data for this chart.

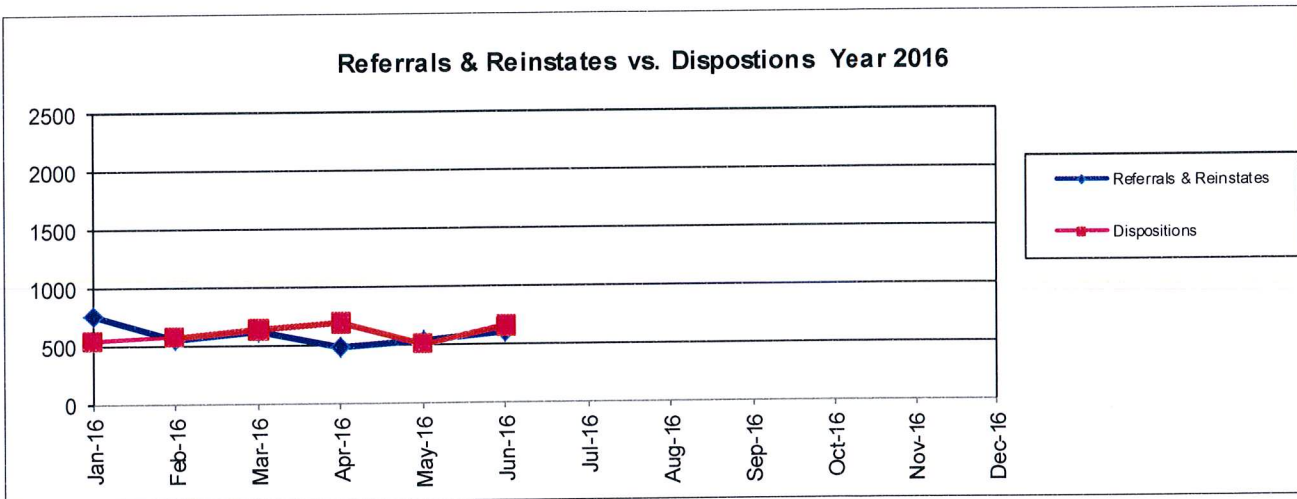
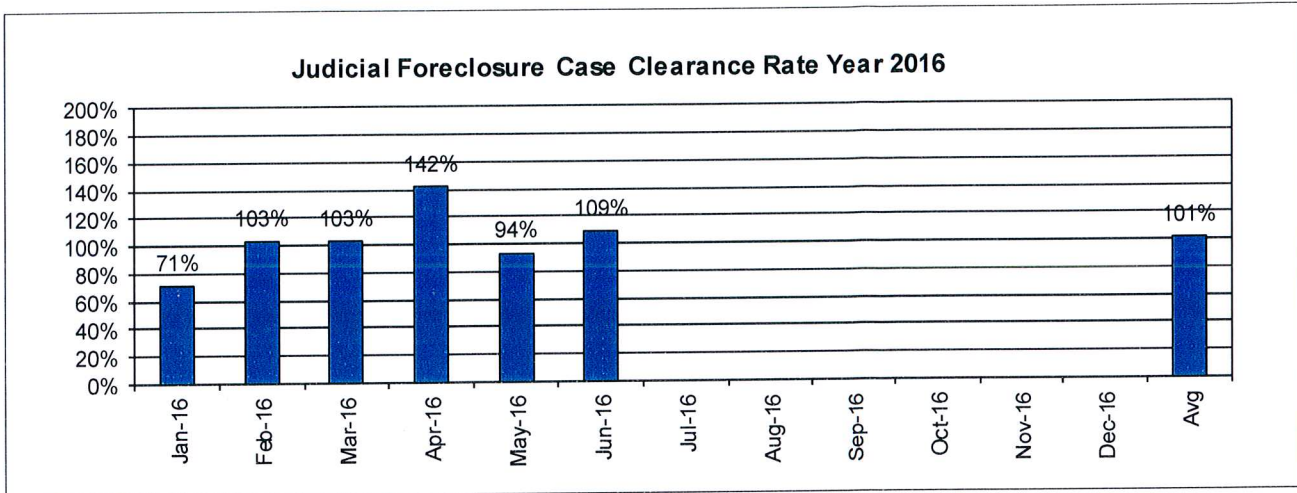


	As of:	7/12/2016	% of Total
Year			
2000		0	0.00%
2001		0	0.00%
2002		0	0.00%
2003		2	0.04%
2004		0	0.00%
2005		0	0.00%
2006		0	0.00%
2007		1	0.02%
2008		2	0.04%
2009		6	0.13%
2010		5	0.11%
2011		6	0.13%
2012		26	0.56%
2013		52	1.12%
2014		220	4.76%
2015		1450	31.36%
2016		2853	61.71%

CUYAHOGA COUNTY COMMON PLEAS COURT

Judicial Foreclosure Clearance Rate Year 2016

The Clearance Rate is the number of outgoing cases as a percentage of the number of incoming cases. Clearance rate measures whether the court is keeping up with its incoming caseload. If cases are not disposed in a timely manner, a backlog of cases awaiting disposition will grow. A Clearance Rate of 100% indicates that at least as many cases as have been filed, reopened, or reactivated in a period have been disposed.

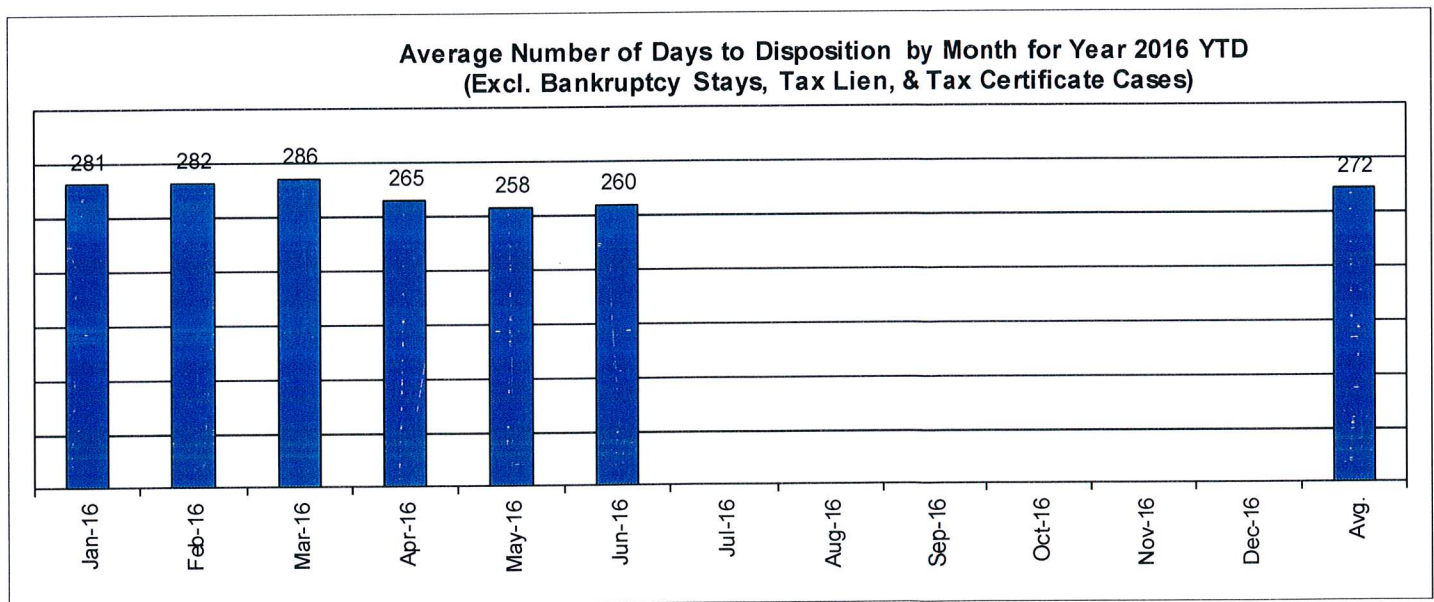
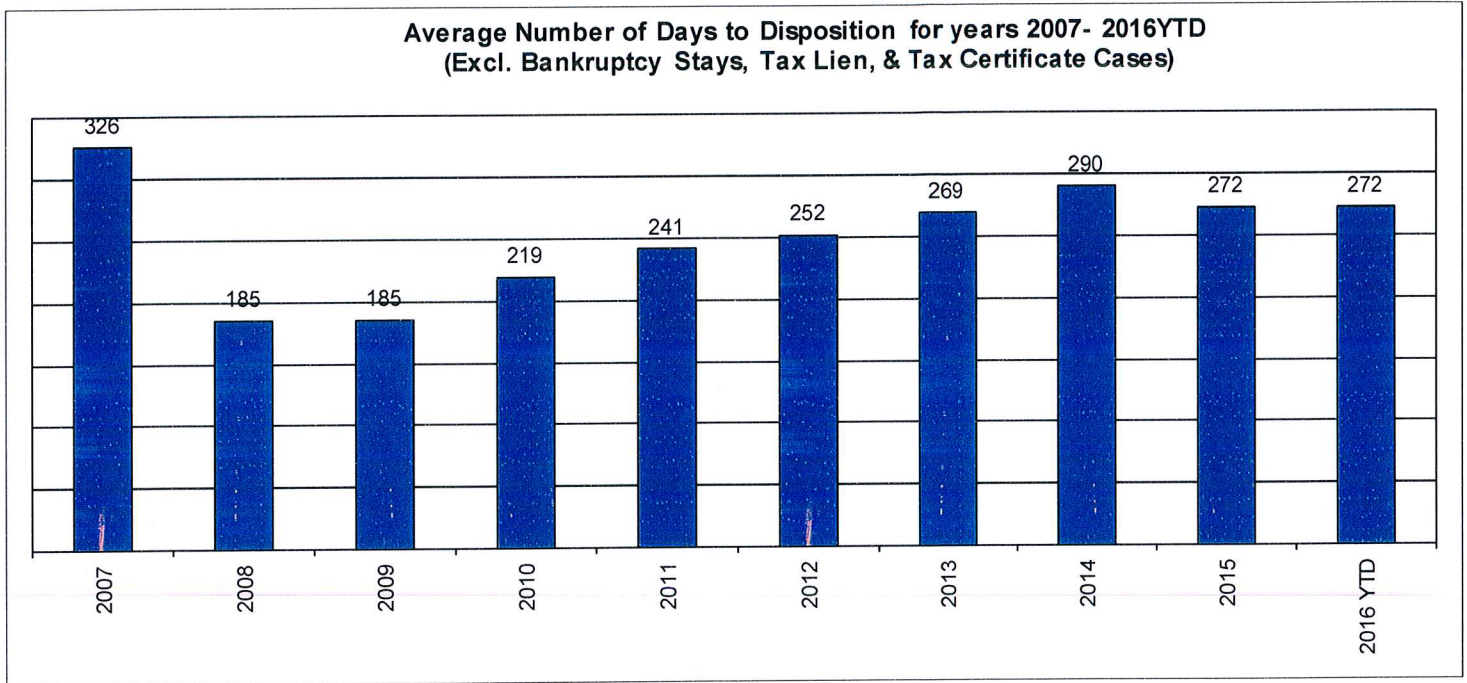


	Referrals & Reinstates	Dispositions	Clearance Rate
Jan-16	757	540	71%
Feb-16	559	576	103%
Mar-16	624	641	103%
Apr-16	488	691	142%
May-16	543	508	94%
Jun-16	602	655	109%
Jul-16			
Aug-16			
Sep-16			
Oct-16			
Nov-16			
Dec-16			
Avg	596	602	101%
Total	3573	3611	

CUYAHOGA COUNTY COMMON PLEAS COURT

Avg. Number of Days to Disp. (Excl. Bank. Stays & Tax Lien & Tax Cert.)

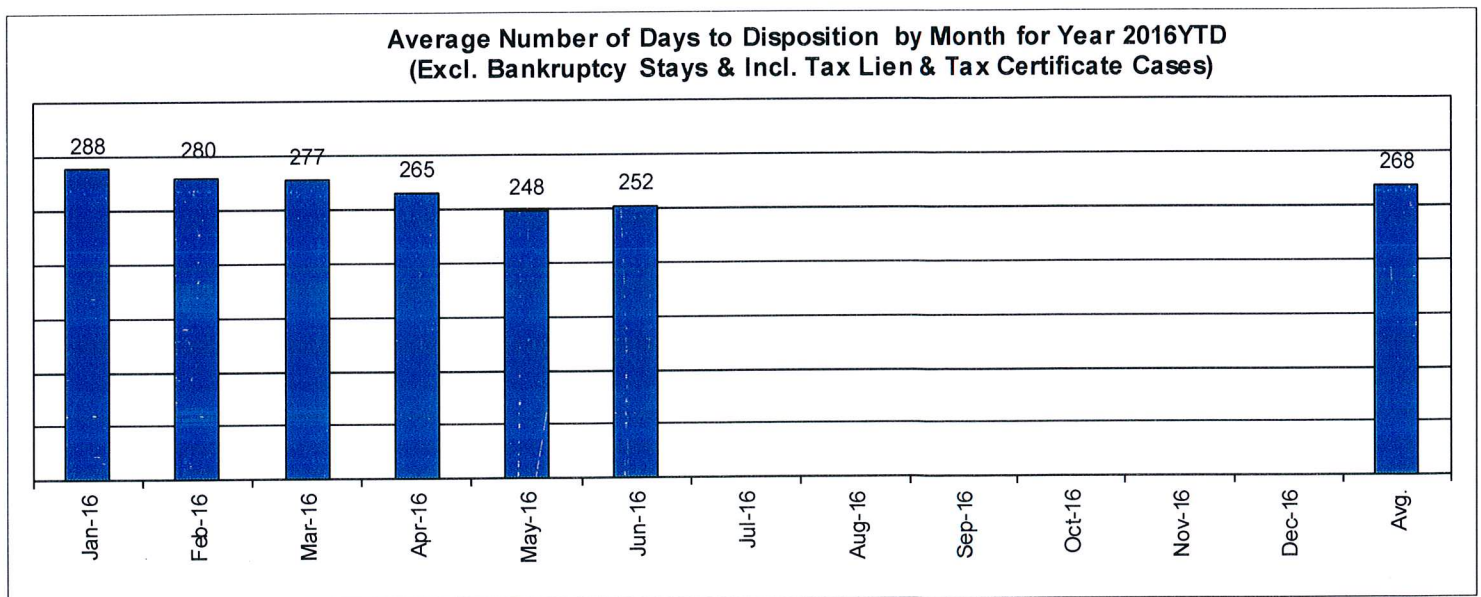
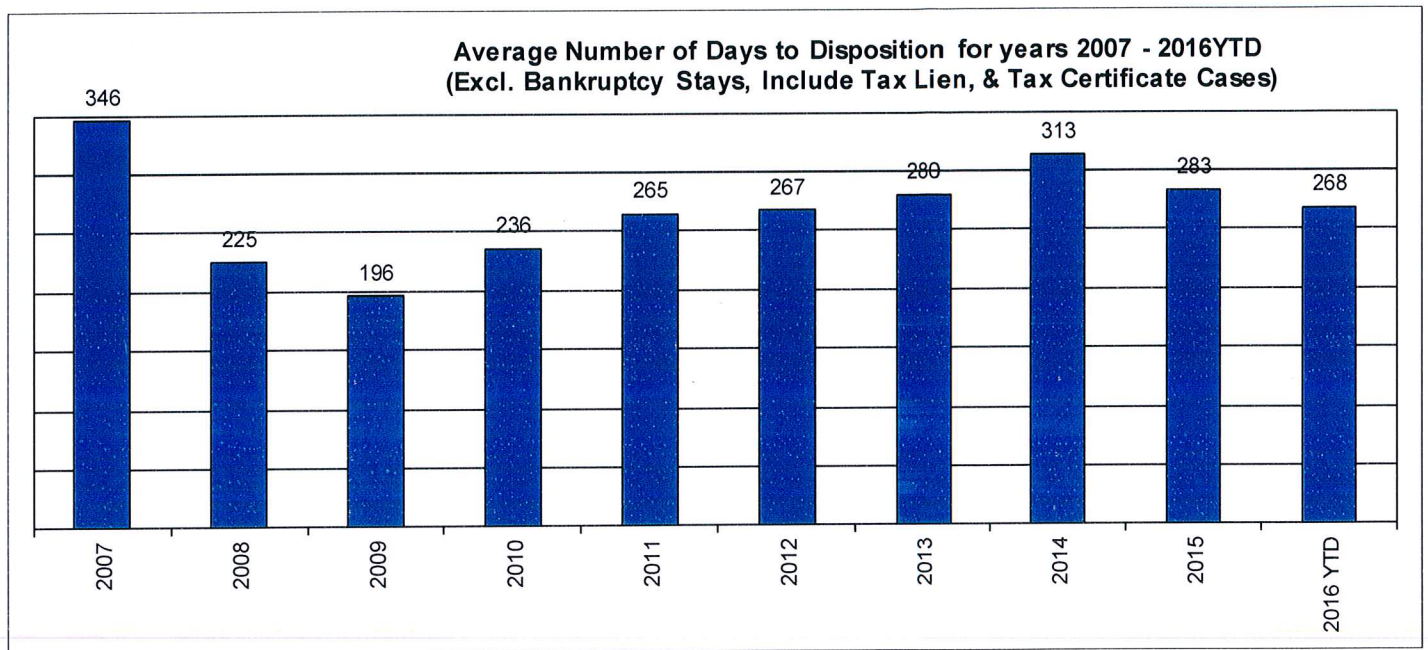
The average number of days to disposition is the number of days from filing to a final disposition entry being filed with the Clerk of Court. The data sample is based on all judicial foreclosure cases terminated by decree or dismissal (cases terminated by bankruptcy are not included) in a month. Each case is examined to determine the number of days between filing and termination with the periods that a case may have been in bankruptcy subtracted. Adding the total days of all of the cases minus bankruptcy periods and dividing by the total number of cases calculates the average. In the following chart, tax judicial foreclosure cases are excluded.



CUYAHOGA COUNTY COMMON PLEAS COURT

Avg. Number of Days to Disp. (Excl. Bank. Stays & Incl. Tax Lien & Tax Cert.)

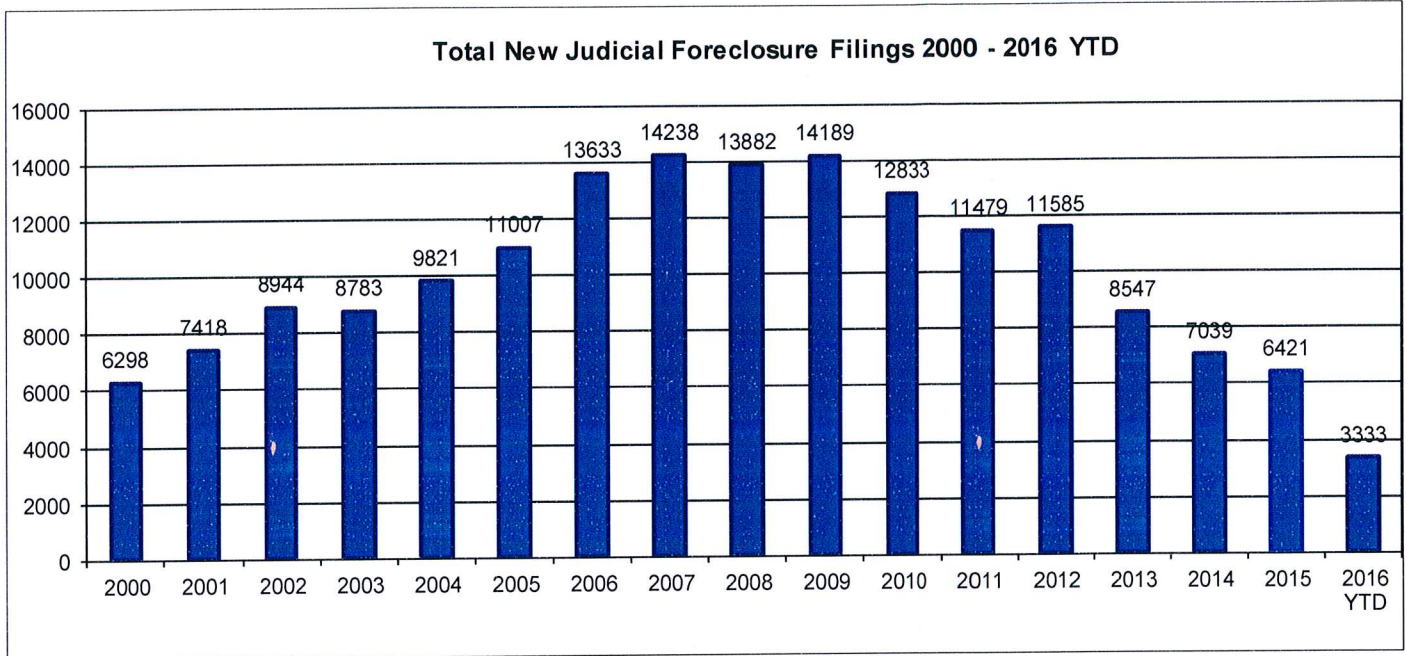
The average number of days to disposition is the number of days from filing to a final disposition entry being filed with the Clerk of Court. The data sample is based on all Judicial Foreclosure cases terminated by decree or dismissal (cases terminated by bankruptcy are not included) in a month. Each case is examined to determine the number of days between filing and termination with the periods that a case may have been in bankruptcy subtracted. Adding the total days of all of the cases minus bankruptcy periods and dividing by the total number of cases calculates the average. In the following chart, all types of Judicial Foreclosure cases are included.



Total New Judicial Foreclosure Filings

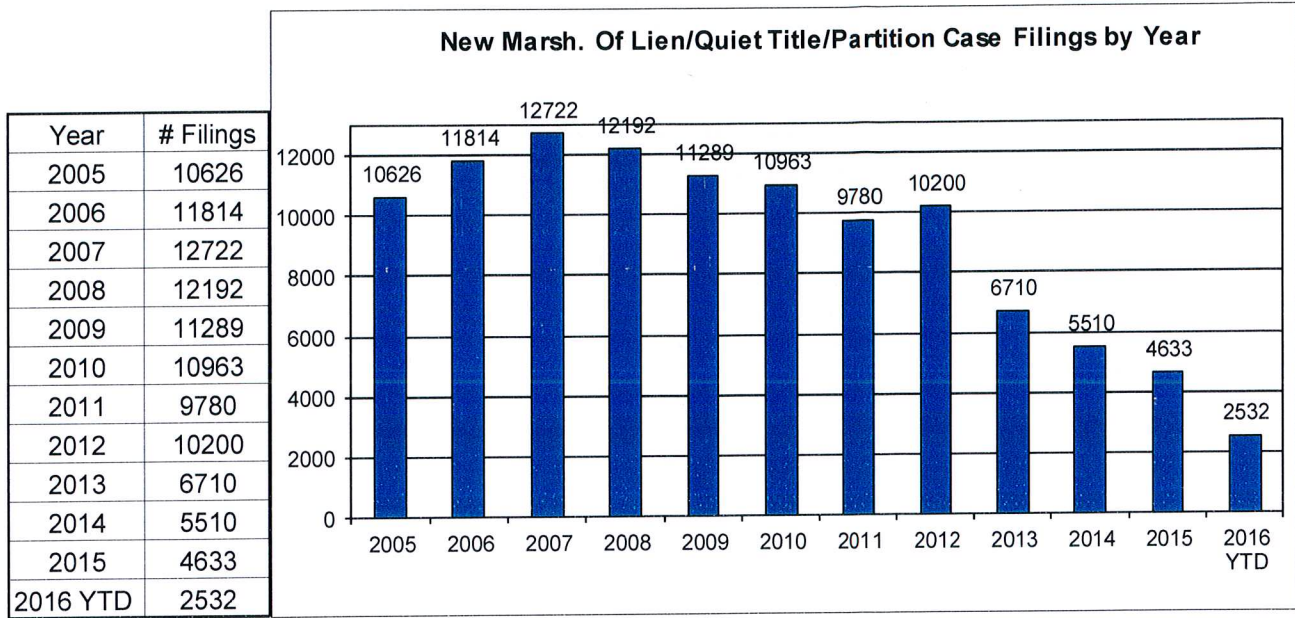
The following charts are provided as a historical view of new judicial foreclosure filings.

1. Total New Judicial Foreclosure Filings from 2000 – 2016 by year
2. Total New Marsh of Lien/Quiet Title/Partition Filings from 2005 – 2016 by month
3. Total New Tax Lien & Tax Certificate Filings for 2005 – 2016 by month
4. Total New Judicial Foreclosure Filings from 2005 – 2016 by month

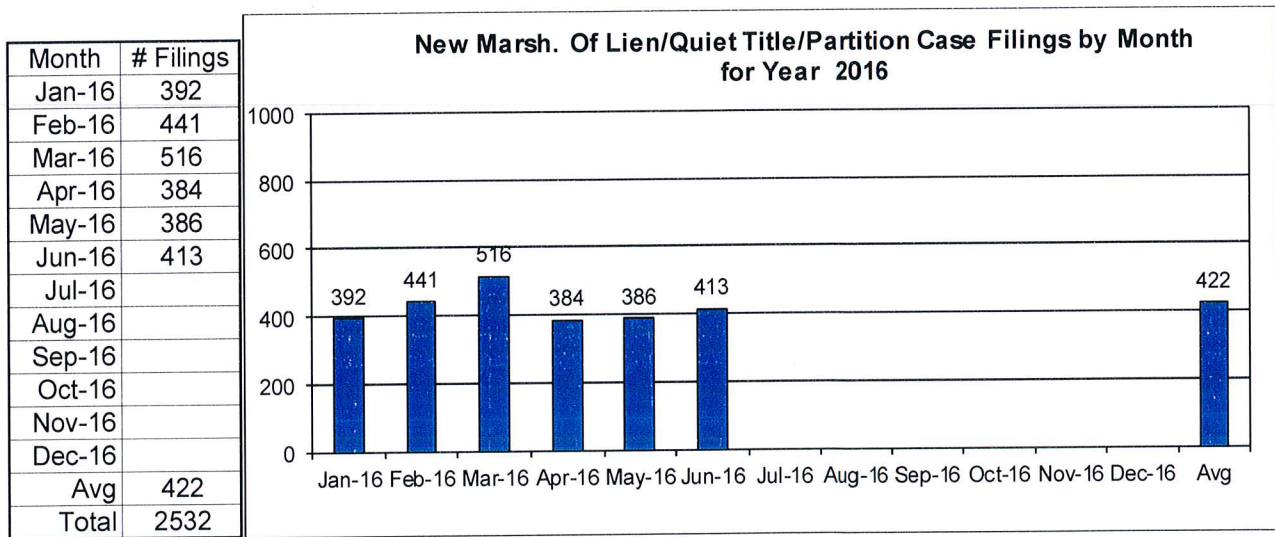


CUYAHOGA COUNTY COMMON PLEAS COURT

New Marsh of Lien/Quiet Title/Partition Case Filings for Years 2005 – 2016 YTD



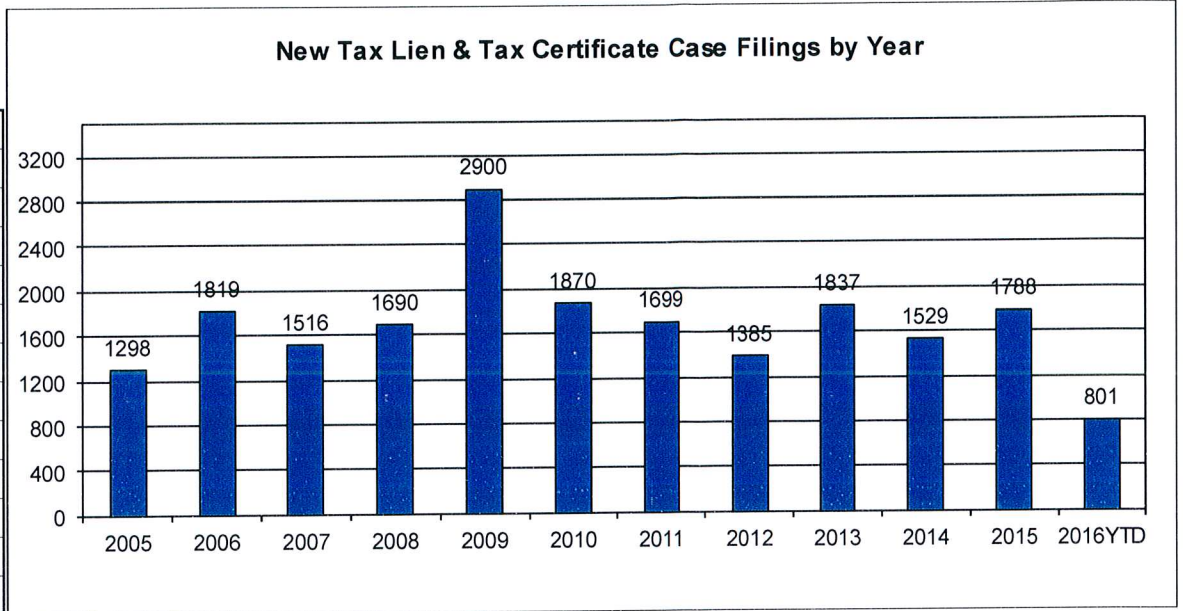
New Marsh of Lien/Quiet Title/Partition Case Filings by month for 2016 YTD



CUYAHOGA COUNTY COMMON PLEAS COURT

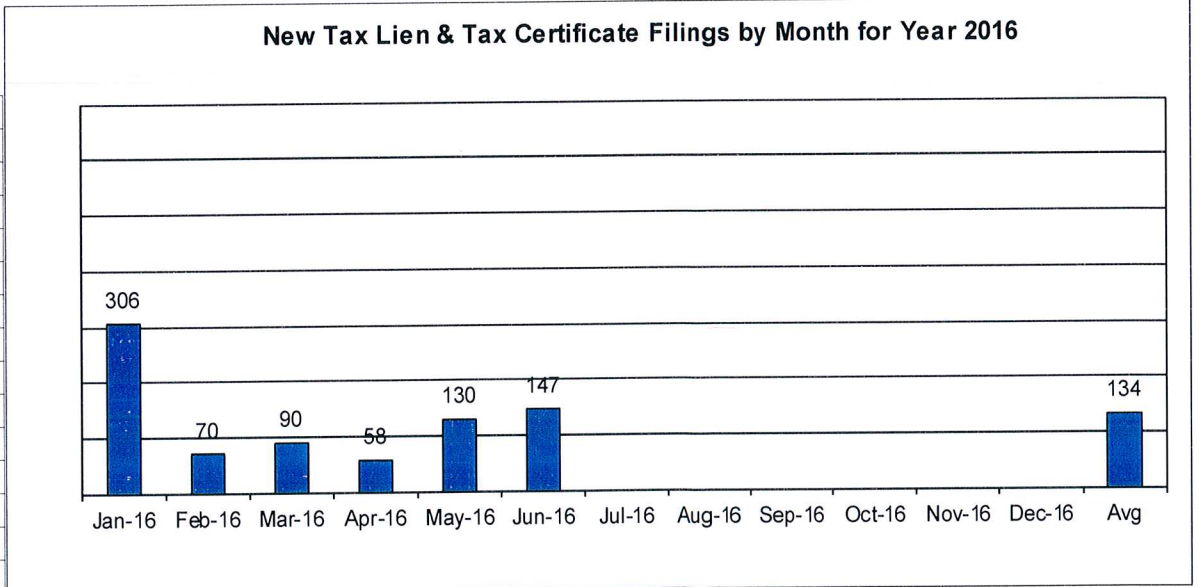
New Tax Lien & Certificate Filings for Years 2005 – 2016 YTD

Year	# Filings
2005	1298
2006	1819
2007	1516
2008	1690
2009	2900
2010	1870
2011	1699
2012	1385
2013	1837
2014	1529
2015	1788
2016YTD	801



New Tax Lien & Certificate Filings by Month for Year 2016 YTD

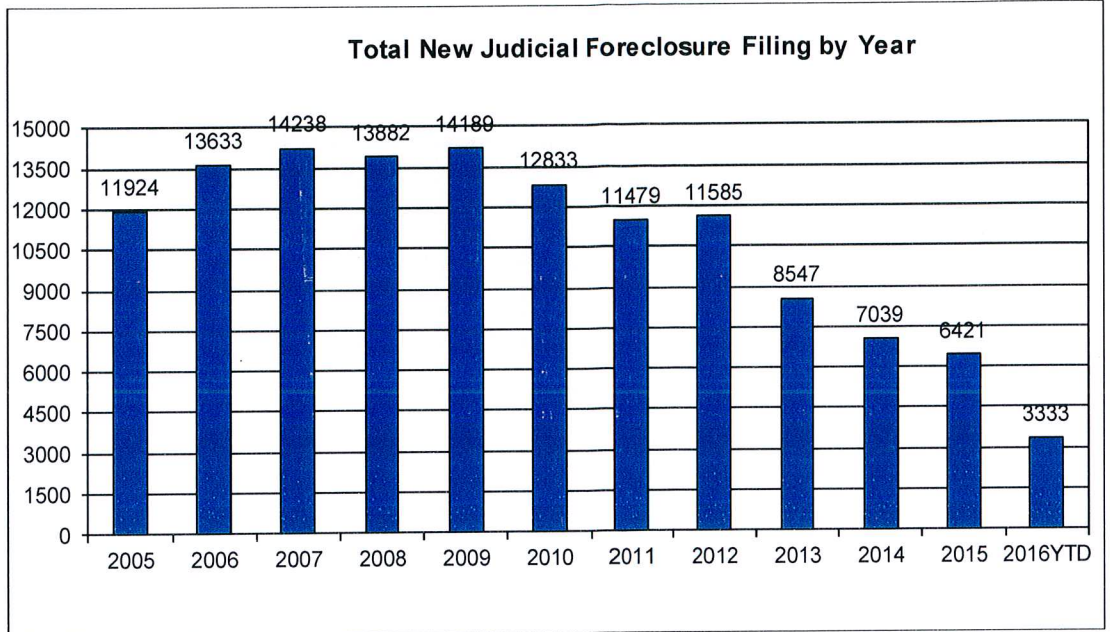
Month	# Filings
Jan-16	306
Feb-16	70
Mar-16	90
Apr-16	58
May-16	130
Jun-16	147
Jul-16	
Aug-16	
Sep-16	
Oct-16	
Nov-16	
Dec-16	
Avg	134
Total	801



CUYAHOGA COUNTY COMMON PLEAS COURT

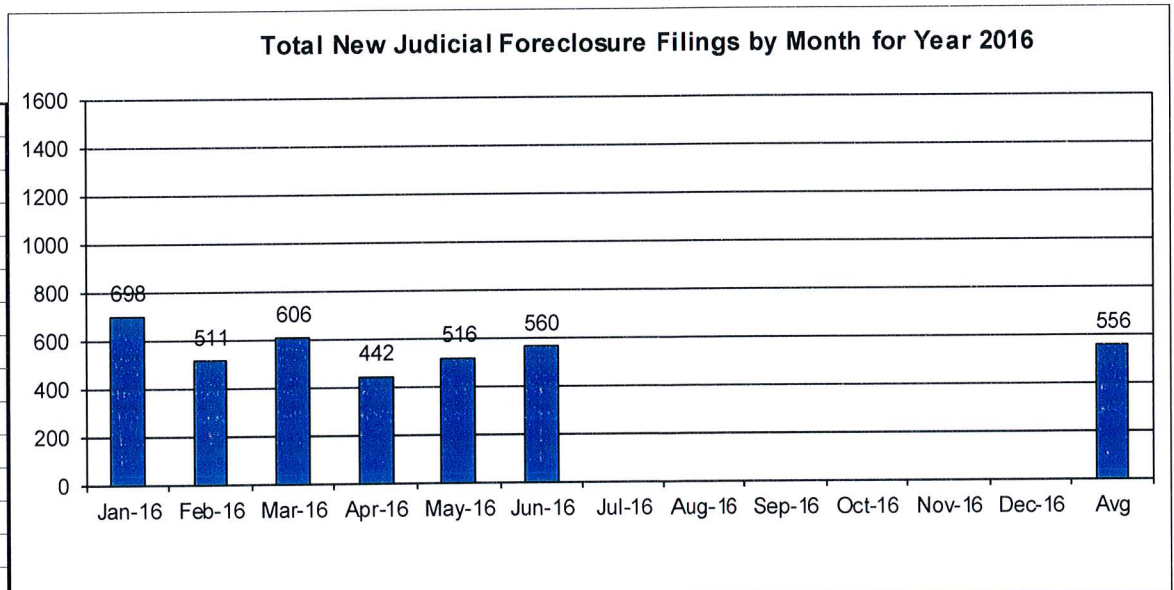
Total New Judicial Foreclosure Filings Years 2005 – 2016 YTD

Year	# Filings
2005	11924
2006	13633
2007	14238
2008	13882
2009	14189
2010	12833
2011	11479
2012	11585
2013	8547
2014	7039
2015	6421
2016 YTD	3333



Total New Judicial Foreclosure Filings by Month for Year 2016 YTD

Month	# Filings
Jan-16	698
Feb-16	511
Mar-16	606
Apr-16	442
May-16	516
Jun-16	560
Jul-16	
Aug-16	
Sep-16	
Oct-16	
Nov-16	
Dec-16	
Avg	556
Total	3333



Magistrate's Monthly Reports

The Magistrates' Monthly Report consists of 5 reports. Below is a description of each.

Magistrate's Monthly Supplemental Journal Entry Report (R415)

Retrieves total number of supplemental entries and Decrees of Confirmation of Sheriff's sale created during a specific period. A supplemental entry is any journal created by a magistrate, which does not close out a case. For example, any magistrate's order (MG) setting a hearing, any journal entry (JE) ruling on a motion, journals confirming Sheriff's sales, etc.).

Magistrate's Full Disposition Count by Magistrate Report (R413)

Retrieves total number of cases disposed of during a specific period. The dispositions are grouped by Magistrate and then broken down by the type of disposition (i. e. Default, Dismissed with Prejudice, Dismissed without Prejudice, etc.) This report can be printed three different ways. Including tax cases (Full Dispositions), excluding tax cases (Non-Tax Dispositions), and Tax cases only (Tax Dispositions).

Magistrate's Monthly Cases Referred/Reinstated Report (R418)

Retrieves newly filed cases referred to the Magistrates Dept. and cases previously disposed by the Magistrates Dept. that are reinstated and re-referred to the magistrates. The cases are separated by Tax (filing code 1465; Tax Judicial Foreclosure & 1466; Tax Certificate Judicial Foreclosure) and Non-Tax (1460; Judicial Foreclosure Marsh. Of Lien, 1480; Partition, 1470; Quiet Title, misc. (i. e. 1391; Contract Other, etc.).

Magistrate's Monthly Hearing Totals Report (R3146)

Retrieves total number of hearings held during one month. The hearings are grouped by Magistrate and then broken down by what type hearing was held (i. e. Default, Pretrial, etc.).

Magistrate's Monthly Case Load Report (R3147)

Retrieves individual caseload totals for individual magistrates during a specific period. The cases are grouped by magistrate and then broken down by case type (i. e. tax judicial foreclosure, tax certificate judicial foreclosure and non-tax judicial foreclosure).

CUYAHOGA COUNTY COURT OF COMMON PLEAS

DATE: 07/12/2016
TIME: 9:34 AM

OFFICE OF THE MAGISTRATES
MAGISTRATE'S MONTHLY SUPPLEMENTALS BY CASE
REPORTING PERIOD: JUNE 2016

PAGE: 1
CMSR415D

SUPPLEMENTALS

AUGUSTYN	178
BAKER	378
BUCHA	221
DAY	291
DYKE	415
GAUNTNER	0
GONZALEZ	254
HIPPLEY	188
JACKSON A	264
JACKSON J	262
KLEIN	282
LUCAS	271
VOZAR	231
WEISS	278
UNACCOUNTED FOR	0

TOTAL	3513
--------------	-------------

CONFIRMATIONS

TOTAL	9
--------------	----------

CUYAHOGA COUNTY COURT OF COMMON PLEAS

OFFICE OF THE MAGISTRATES

Full Disposition Count by Magistrate

REPORTING PERIOD: FROM 06/01/2016 TO 06/30/2016

DATE: 07/12/2016

TIME: 9:36 AM

PAGE: 1

CMSR413

MagID	Dispose Type	Tax Cert.	Tax Treas.	Total
KCA	Bank	0	0	1
	Def	1	0	7
	Dism	1	0	6
	Ref. Vacate	0	0	0
	Court Trial	0	0	0
	Other	0	2	3
	MAG'S TOTAL		2	2

Decrees	439
Defaults	294
Other	145
Court Trial	0
Dismissals	182
Bankruptcy	34
Ref. Vacated	0
Grand Total	655

GDB	Bank	0	0	2
	Def	5	0	33
	Dism	1	1	21
	Ref. Vacate	0	0	0
	Court Trial	0	0	0
	Other	1	7	20
	MAG'S TOTAL		7	8

SMB	Bank	0	0	0
	Def	3	0	8
	Dism	3	1	11
	Ref. Vacate	0	0	0
	Court Trial	0	0	0
	Other	1	3	7
	MAG'S TOTAL		7	4

CED	Bank	0	0	4
	Def	6	0	21
	Dism	0	3	16
	Ref. Vacate	0	0	0
	Court Trial	0	0	0
	Other	1	6	9
	MAG'S TOTAL		7	9

JTD	Bank	0	0	1
	Def	6	0	29
	Dism	1	1	25
	Ref. Vacate	0	0	0
	Court Trial	0	0	0
	Other	3	6	15
	MAG'S TOTAL		10	7

TG	Bank	1	0	2
	Def	4	0	24
	Dism	0	2	10
	Ref. Vacate	0	0	0
	Court Trial	0	0	0
	Other	3	5	15
	MAG'S TOTAL		8	7

KH	Bank	1	1	4
	Def	9	8	32
	Dism	2	1	17
	Ref. Vacate	0	0	0
	Court Trial	0	0	0
	Other	2	0	5
	MAG'S TOTAL		14	10

ARJ	Bank	0	0	0
	Def	6	0	23
	Dism	0	0	9

Full Disposition Count by Magistrate

REPORTING PERIOD: FROM 06/01/2016 TO 06/30/2016

DATE: 07/12/2016

TIME: 9:36 AM

PAGE: 2

CMSR413

MagID	Dispose Type	Tax Cert.	Tax Treas.	Total
	Ref. Vacate	0	0	0
	Court Trial	0	0	0
	Other	3	10	17
MAG'S TOTAL		9	10	49
<hr/>				
JLJ				
	Bank	1	0	4
	Def	3	0	22
	Dism	0	0	12
	Ref. Vacate	0	0	0
	Court Trial	0	0	0
	Other	1	5	9
MAG'S TOTAL		5	5	47
<hr/>				
MK				
	Bank	0	1	7
	Def	5	0	26
	Dism	0	1	17
	Ref. Vacate	0	0	0
	Court Trial	0	0	0
	Other	1	6	9
MAG'S TOTAL		6	8	59
<hr/>				
PL				
	Bank	2	1	4
	Def	2	0	14
	Dism	0	0	14
	Ref. Vacate	0	0	0
	Court Trial	0	0	0
	Other	0	3	10
MAG'S TOTAL		4	4	42
<hr/>				
TJV				
	Bank	0	0	3
	Def	6	0	27
	Dism	2	1	14
	Ref. Vacate	0	0	0
	Court Trial	0	0	0
	Other	1	7	12
MAG'S TOTAL		9	8	56
<hr/>				
CW				
	Bank	0	0	2
	Def	8	0	28
	Dism	4	1	10
	Ref. Vacate	0	0	0
	Court Trial	0	0	0
	Other	1	11	14
MAG'S TOTAL		13	12	54

CUYAHOGA COUNTY COURT OF COMMON PLEAS

DATE: 07/12/2016
 TIME: 09:36 AM

OFFICE OF THE MAGISTRATES
 MAGISTRATE'S MONTHLY REF/REIN CASES
 FROM 06/01/2016 TO 06/30/2016

CMSR418

MAGISTRATE	NEW REFERRALS				REINSTATED			
	Tax Treas.	Tax Cert.	Non-Tax	Total	Tax Treas.	Tax Cert.	Non-Tax	Total
<u>AUGUSTYN/KEVIN/C</u>	5	0	20	25	0	1	0	1
<u>BAKER/GAIL/D</u>	15	1	35	51	0	0	2	2
<u>BUCHA/STEPHEN/M</u>	7	0	24	31	0	1	4	5
<u>DAY/CHRISTOPHER/E</u>	11	1	37	49	0	0	0	0
<u>DYKE/JOHN/T</u>	16	2	36	54	0	1	1	2
<u>GONZALEZ/TRACEY/</u>	13	0	34	47	0	1	2	3
<u>HIPPLEY/KEVIN/</u>	13	0	40	53	1	0	3	4
<u>JACKSON A/AMY/R</u>	6	0	32	38	0	1	1	2
<u>JACKSON J/JIM/L</u>	13	0	39	52	0	0	2	2
<u>KLEIN/MONICA/</u>	7	0	36	43	0	0	4	4
<u>LUCAS/PAUL/</u>	9	0	33	42	1	0	3	4
<u>VOZAR/THOMAS/J</u>	11	1	30	42	0	0	0	0
<u>WEISS/CAROL/</u>	16	0	29	45	0	0	1	1
<u>TOTAL</u>	142	5	425	572	2	5	23	30
<u>COMBINED TOTAL</u>	602							

CUYAHOGA COUNTY COURT OF COMMON PLEAS

OFFICE OF THE MAGISTRATES

MAG MONTHLY HEARING TOTALS

Reporting Period: June 2016

DATE: 07/12/2016
TIME: 09:36 AM

PAGE: 1
CMSR3146

Monthly Hearing Total 585

AUGUSTYN
 Default Hearings 16
 Tax Hearings 4
 Pretrials 12

 TOTAL: 32

BAKER
 Default Hearings 36
 Tax Hearings 8
 Pretrials 11

 TOTAL: 55

BUCHA
 Default Hearings 17
 Tax Hearings 2
 Pretrials 21

 TOTAL: 40

DAY
 Default Hearings 31
 Tax Hearings 3
 Pretrials 6

 TOTAL: 40

DYKE
 Default Hearings 18
 Tax Hearings 8
 Pretrials 13

 TOTAL: 39

GONZALEZ
 Default Hearings 29
 Tax Hearings 8
 Pretrials 4

 TOTAL: 41

HIPPLEY
 Default Hearings 31
 Tax Hearings 4
 Pretrials 11

 TOTAL: 46

JACKSON A
 Default Hearings 24
 Tax Hearings 6
 Pretrials 20

 TOTAL: 50

JACKSON J
 Default Hearings 36
 Tax Hearings 6
 Pretrials 18

 TOTAL: 60

KLEIN
 Default Hearings 22
 Tax Hearings 8
 Pretrials 9

 TOTAL: 39

CUYAHOGA COUNTY COURT OF COMMON PLEAS

OFFICE OF THE MAGISTRATES MAG MONTHLY HEARING TOTALS Reporting Period: June 2016

DATE: 07/12/2016
TIME: 09:36 AM

PAGE: 2
CMSR3146

TOTAL:	39
LUCAS	
Default Hearings	3
Tax Hearings	25
Pretrials	9
<hr/>	
TOTAL:	37
VOZAR	
Default Hearings	21
Tax Hearings	10
Pretrials	21
<hr/>	
TOTAL:	52
WEISS	
Default Hearings	34
Tax Hearings	5
Pretrials	15
<hr/>	
TOTAL:	54

CUYAHOGA COUNTY COURT OF COMMON PLEAS

DATE: 07/12/2016
 TIME: 9:36 AM

Office of the Magistrates
 Magistrate's Monthly Case Load
 MONTH: JUNE 2016

PAGE: 1
 CMSR3147

Magistrate Name	Non Tax Total	Tax Cert.	Tax Treas.	Total Tax	Total Cases
AUGUSTYN	117	17	22	39	156
BAKER	243	39	44	83	326
BUCHA	127	17	24	41	168
DAY	179	33	34	67	246
DYKE	192	28	44	72	264
GONZALEZ	247	32	58	90	337
HIPPLEY	283	51	54	105	388
JACKSON A	269	42	62	104	373
JACKSON J	252	40	53	93	345
KLEIN	241	29	50	79	320
LUCAS	267	54	95	149	416
VOZAR	297	37	48	85	382
WEISS	224	40	57	97	321
Non Tax Total:	2938	Cert.Tax Total: 459	Tax Treas. Total: 645	Total Tax: 1104	Total Cases: 4042

Report CMSR1062 - Judicial Foreclosure Statistics by Judge

Report CMSR1062 provides a list of judicial foreclosure case activity for each Judge. The report identifies how many cases were pending at the beginning of the period. The new cases filed and cases that were transferred in or reactivated are added to the number pending at the beginning of the period. It then shows the type and number of terminations for the period. The total terminations are subtracted from the total pending which provides the pending at the end of the period.

CUYAHOGA COUNTY COURT OF COMMON PLEAS

DATE: 07/12/2016
TIME: 09:31 AM

Foreclosure Statistics by Judge
Reporting Period: June 2016

PAGE: 2
CMSR1062

Judge							
	Pending at Beg of Period		New Cases Filed	Cases Transferred In / Reactivated			Total
	121		20	8			149
Terminations							
	Bankruptcy	Default	RefVacated	Court Trial	Dismiss	Other	Total
	1	7	0	0	5	7	20
	Total Pending at End of Period						129
CORRIGAN, PETER J							
	Pending at Beg of Period		New Cases Filed	Cases Transferred In / Reactivated			Total
	105		17	5			127
Terminations							
	Bankruptcy	Default	RefVacated	Court Trial	Dismiss	Other	Total
	0	14	0	0	7	12	33
	Total Pending at End of Period						94
DONNELLY, MICHAEL P							
	Pending at Beg of Period		New Cases Filed	Cases Transferred In / Reactivated			Total
	142		26	11			179
Terminations							
	Bankruptcy	Default	RefVacated	Court Trial	Dismiss	Other	Total
	0	11	0	0	11	11	33
	Total Pending at End of Period						146
FRIEDLAND, CAROLYN B							
	Pending at Beg of Period		New Cases Filed	Cases Transferred In / Reactivated			Total
	118		17	3			138
Terminations							
	Bankruptcy	Default	RefVacated	Court Trial	Dismiss	Other	Total
	2	14	0	0	7	6	29
	Total Pending at End of Period						109
FRIEDMAN, STUART A							
	Pending at Beg of Period		New Cases Filed	Cases Transferred In / Reactivated			Total
	153		18	7			178
Terminations							
	Bankruptcy	Default	RefVacated	Court Trial	Dismiss	Other	Total
	0	11	0	0	6	4	21
	Total Pending at End of Period						157
FUERST, NANCY A							
	Pending at Beg of Period		New Cases Filed	Cases Transferred In / Reactivated			Total
	143		14	6			163
Terminations							
	Bankruptcy	Default	RefVacated	Court Trial	Dismiss	Other	Total
	0	13	0	0	5	4	22
	Total Pending at End of Period						141
GALL, STEVEN E							
	Pending at Beg of Period		New Cases Filed	Cases Transferred In / Reactivated			Total
	134		18	4			156
Terminations							
	Bankruptcy	Default	RefVacated	Court Trial	Dismiss	Other	Total
	0	11	0	0	5	12	28
	Total Pending at End of Period						128
GALLAGHER, HOLLIE L							

CUYAHOGA COUNTY COURT OF COMMON PLEAS

DATE: 07/12/2016
TIME: 09:31 AM

Foreclosure Statistics by Judge
Reporting Period: June 2016

PAGE: 3
CMSR1062

Judge

Pending at Beg of Period		New Cases Filed		Cases Transferred In / Reactivated		Total
102		17		9		128
Terminations						
Bankruptcy	Default	RefVacated	Court Trial	Dismiss	Other	Total
1	9	0	0	7	7	24
Total Pending at End of Period						104

GALLAGHER, SHANNON M

Pending at Beg of Period		New Cases Filed		Cases Transferred In / Reactivated		Total
154		10		7		171
Terminations						
Bankruptcy	Default	RefVacated	Court Trial	Dismiss	Other	Total
2	6	0	0	5	6	19
Total Pending at End of Period						152

GAUL, DANIEL

Pending at Beg of Period		New Cases Filed		Cases Transferred In / Reactivated		Total
135		18		5		158
Terminations						
Bankruptcy	Default	RefVacated	Court Trial	Dismiss	Other	Total
2	6	0	0	7	12	27
Total Pending at End of Period						131

JACKSON, MICHAEL E

Pending at Beg of Period		New Cases Filed		Cases Transferred In / Reactivated		Total
129		13		2		144
Terminations						
Bankruptcy	Default	RefVacated	Court Trial	Dismiss	Other	Total
0	9	0	0	2	16	27
Total Pending at End of Period						117

MATIA, DAVID T

Pending at Beg of Period		New Cases Filed		Cases Transferred In / Reactivated		Total
128		14		6		148
Terminations						
Bankruptcy	Default	RefVacated	Court Trial	Dismiss	Other	Total
0	13	0	0	9	10	32
Total Pending at End of Period						116

MCCLELLAND, ROBERT C

Pending at Beg of Period		New Cases Filed		Cases Transferred In / Reactivated		Total
90		17		5		112
Terminations						
Bankruptcy	Default	RefVacated	Court Trial	Dismiss	Other	Total
1	4	0	0	2	3	10
Total Pending at End of Period						102

MCCORMICK, TIMOTHY

Pending at Beg of Period		New Cases Filed		Cases Transferred In / Reactivated		Total
98		10		3		111
Terminations						
Bankruptcy	Default	RefVacated	Court Trial	Dismiss	Other	Total
1	4	0	0	4	6	15
Total Pending at End of Period						96

MCDONNELL, NANCY R

CUYAHOGA COUNTY COURT OF COMMON PLEAS

DATE: 07/12/2016
TIME: 09:31 AM

Foreclosure Statistics by Judge
Reporting Period: June 2016

PAGE: 4
CMSR1062

Judge

Pending at Beg of Period		New Cases Filed		Cases Transferred In / Reactivated			Total
108		20		4			132
Terminations	Bankruptcy	Default	RefVacated	Court Trial	Dismiss	Other	Total
	0	11	0	0	4	8	23
Total Pending at End of Period							109
<hr/>							
MCMONAGLE, MATTHEW A		New Cases Filed		Cases Transferred In / Reactivated			Total
Pending at Beg of Period		21		1			146
124							
Terminations	Bankruptcy	Default	RefVacated	Court Trial	Dismiss	Other	Total
	1	9	0	0	7	6	23
Total Pending at End of Period							123
<hr/>							
O'DONNELL, JOHN P		New Cases Filed		Cases Transferred In / Reactivated			Total
Pending at Beg of Period		18		5			134
111							
Terminations	Bankruptcy	Default	RefVacated	Court Trial	Dismiss	Other	Total
	3	9	0	0	4	4	20
Total Pending at End of Period							114
<hr/>							
RUSSO, JOHN J		New Cases Filed		Cases Transferred In / Reactivated			Total
Pending at Beg of Period		8		10			69
51							
Terminations	Bankruptcy	Default	RefVacated	Court Trial	Dismiss	Other	Total
	0	3	0	0	6	6	15
Total Pending at End of Period							54
<hr/>							
RUSSO, JOSEPH D		New Cases Filed		Cases Transferred In / Reactivated			Total
Pending at Beg of Period		17		1			156
138							
Terminations	Bankruptcy	Default	RefVacated	Court Trial	Dismiss	Other	Total
	0	8	0	0	0	9	17
Total Pending at End of Period							139
<hr/>							
RUSSO, MICHAEL J		New Cases Filed		Cases Transferred In / Reactivated			Total
Pending at Beg of Period		12		8			164
144							
Terminations	Bankruptcy	Default	RefVacated	Court Trial	Dismiss	Other	Total
	0	8	0	0	3	14	25
Total Pending at End of Period							139
<hr/>							
RUSSO, NANCY MARGARET		New Cases Filed		Cases Transferred In / Reactivated			Total
Pending at Beg of Period		18		6			129
105							
Terminations	Bankruptcy	Default	RefVacated	Court Trial	Dismiss	Other	Total
	1	9	0	0	12	7	29
Total Pending at End of Period							100
<hr/>							
SAFFOLD, SHIRLEY STRICKLAND							

CUYAHOGA COUNTY COURT OF COMMON PLEAS

DATE: 07/12/2016
TIME: 09:31 AM

Foreclosure Statistics by Judge
Reporting Period: June 2016

PAGE: 5
CMSR1062

Judge

	Pending at Beg of Period		New Cases Filed	Cases Transferred In / Reactivated			Total
	141		14	4			159
Terminations							
	Bankruptcy	Default	RefVacated	Court Trial	Dismiss	Other	Total
	2	13	0	0	5	13	33
	Total Pending at End of Period						126
<hr/>							
SHEEHAN, BRENDAN J							
	Pending at Beg of Period		New Cases Filed	Cases Transferred In / Reactivated			Total
	133		18	7			158
Terminations							
	Bankruptcy	Default	RefVacated	Court Trial	Dismiss	Other	Total
	3	6	0	0	6	9	24
	Total Pending at End of Period						134
<hr/>							
SUTULA, JOHN D							
	Pending at Beg of Period		New Cases Filed	Cases Transferred In / Reactivated			Total
	135		20	5			160
Terminations							
	Bankruptcy	Default	RefVacated	Court Trial	Dismiss	Other	Total
	4	12	0	0	3	8	27
	Total Pending at End of Period						133
<hr/>							
SUTULA, KATHLEEN ANN							
	Pending at Beg of Period		New Cases Filed	Cases Transferred In / Reactivated			Total
	103		18	5			126
Terminations							
	Bankruptcy	Default	RefVacated	Court Trial	Dismiss	Other	Total
	0	7	0	0	4	10	21
	Total Pending at End of Period						105
<hr/>							
SYNENBERG, JOAN							
	Pending at Beg of Period		New Cases Filed	Cases Transferred In / Reactivated			Total
	114		18	10			142
Terminations							
	Bankruptcy	Default	RefVacated	Court Trial	Dismiss	Other	Total
	0	5	0	0	5	12	22
	Total Pending at End of Period						120
<hr/>							
VILLANUEVA, JOSE` A							
	Pending at Beg of Period		New Cases Filed	Cases Transferred In / Reactivated			Total
	125		17	5			147
Terminations							
	Bankruptcy	Default	RefVacated	Court Trial	Dismiss	Other	Total
	2	8	0	0	2	6	18
	Total Pending at End of Period						129

Monthly Summary

MONTHLY SUMMARY

June 2016

NAME	PEND	ASSIGNED			TRIALS						DISP	PENDING				+ -
		CV	CR	TOT	JURY			COURT				CV	FR	CR	TOT	
Dick Ambrose	437	54	39	93	0	1	1	0	0	0	78	241	94	117	452	-15
Michael K. Astrab	444	55	30	85	0	0	0	0	0	0	70	221	133	105	459	-15
Pamela A. Barker	418	52	32	84	0	1	1	0	0	0	77	189	159	77	425	-7
Janet R. Burnside	484	49	29	78	0	2	2	0	0	0	90	235	132	105	472	+12
Deena R. Calabrese	455	59	29	88	0	0	0	0	0	0	92	218	124	109	451	+4
Maureen Clancy	414	56	20	76	0	0	0	0	0	0	105	189	127	69	385	+29
Cassandra Collier-Willia	450	55	29	84	0	0	0	0	0	0	85	185	136	128	449	+1
Brian J. Corrigan	501	53	31	84	0	0	0	0	2	2	85	266	128	106	500	+1
Peter J. Corrigan	428	54	35	89	0	0	0	1	0	1	107	212	94	104	410	+18
Michael P. Donnelly	431	56	26	82	0	2	2	0	1	1	110	162	146	95	403	+28
Carolyn B. Friedland	469	52	24	76	0	0	0	0	0	0	104	212	109	120	441	+28
Stuart A. Friedman	429	55	33	88	0	0	0	0	0	0	72	181	157	107	445	-16
Nancy A. Fuerst	388	53	30	83	0	0	0	0	0	0	86	175	141	69	385	+3
Steven E. Gall	405	50	51	101	0	1	1	0	1	1	105	158	128	115	401	+4
Hollie L. Gallagher	357	55	28	83	0	0	0	0	0	0	72	202	104	62	368	-11
Shannon M. Gallagher	463	52	34	86	0	0	0	0	1	1	75	208	151	115	474	-11
Daniel Gaul	500	51	42	93	0	2	2	1	0	1	103	224	131	135	490	+10
Michael E Jackson	513	47	47	94	1	0	1	0	0	0	102	203	117	185	505	+8
David T. Matia	434	55	33	88	0	1	1	0	0	0	98	200	115	109	424	+10
Robert C. McClelland	505	53	42	95	1	0	1	0	1	1	92	270	102	136	508	-3
Timothy McCormick	370	48	32	80	1	0	1	0	0	0	94	198	94	64	356	+14
Nancy R. McDonnell	370	51	33	84	0	1	1	0	0	0	83	191	109	71	371	-1
Matthew A McMonagle	425	51	28	79	0	1	1	0	1	1	91	157	119	137	413	+12
John P. O'Donnell	426	52	27	79	0	1	1	0	0	0	81	218	114	92	424	+2
John J. Russo	178	35	1	36	0	0	0	0	0	0	31	114	54	15	183	-5
Joseph D. Russo	500	50	32	82	0	0	0	0	0	0	86	203	139	154	496	+4
Michael J. Russo	391	52	25	77	0	0	0	0	0	0	65	187	139	77	403	-12
Nancy Margaret Russo	258	62	25	87	0	0	0	0	2	2	87	102	101	55	258	0
Shirley Strickland Saffold	422	52	24	76	0	1	1	0	0	0	93	191	126	88	405	+17
Brendan J. Sheehan	379	52	25	77	0	3	3	0	0	0	101	140	134	81	355	+24
John D. Sutula	580	53	29	82	1	1	2	1	2	3	117	267	132	146	545	+35
Kathleen Ann Sutula	368	51	41	92	0	1	1	0	0	0	91	161	105	103	369	-1
Joan Synenberg	409	56	35	91	0	0	0	0	0	0	92	200	119	89	408	+1
José A. Villanueva	532	53	35	88	0	3	3	0	1	1	80	252	129	159	540	-8
TOTALS	14533	1784	1056	2840	4	22	26	3	12	15	3000	6732	4142	3499	14373	+160

Year to Date Summary

SUMMARY FOR THE COURT

January - June 2016

NAME	PEND	ASSIGNED			TRIALS						DISP	PENDING				+ -
		CV	CR	TOT	JURY			COURT				CV	FR	CR	TOT	
Dick Ambrose	435	315	189	504	1	8	9	1	2	3	487	241	94	117	452	- 17
Michael K. Astrab	485	320	168	488	0	1	1	0	2	2	514	221	133	105	459	+ 26
Pamela A. Barker	426	325	170	495	1	1	2	0	1	1	496	189	159	77	425	+ 1
Janet R. Burnside	436	304	192	496	0	8	8	1	2	3	460	235	132	105	472	- 36
Deena R. Calabrese	453	330	186	516	1	7	8	0	1	1	518	218	124	109	451	+ 2
Maureen Clancy	374	346	182	528	1	1	2	0	1	1	517	189	127	69	385	- 11
Cassandra Collier-Willia	456	330	187	517	0	3	3	0	3	3	524	185	136	128	449	+ 7
Brian J. Corrigan	483	311	183	494	1	4	5	0	6	6	477	266	128	106	500	- 17
Peter J. Corrigan	466	316	182	498	2	4	6	3	0	3	554	212	94	104	410	+ 56
Michael P. Donnelly	426	328	195	523	0	4	4	0	2	2	546	162	146	95	403	+ 23
Carolyn B. Friedland	483	311	196	507	1	1	2	0	1	1	549	212	109	120	441	+ 42
Stuart A. Friedman	450	304	177	481	0	0	0	1	1	2	486	181	157	107	445	+ 5
Nancy A. Fuerst	432	310	183	493	0	2	2	0	0	0	540	175	141	69	385	+ 47
Steven E. Gall	429	317	210	527	0	4	4	0	2	2	555	158	128	115	401	+ 28
Hollie L. Gallagher	374	338	152	490	0	2	2	0	1	1	496	202	104	62	368	+ 6
Shannon M. Gallagher	427	320	184	504	0	1	1	0	2	2	457	208	151	115	474	- 47
Daniel Gaul	513	322	220	542	1	4	5	2	0	2	565	224	131	135	490	+ 23
Michael E Jackson	517	314	258	572	2	5	7	2	5	7	584	203	117	185	505	+ 12
David T. Matia	439	307	211	518	0	3	3	0	0	0	533	200	115	109	424	+ 15
Robert C. McClelland	511	313	228	541	2	0	2	2	4	6	544	270	102	136	508	+ 3
Timothy McCormick	361	315	191	506	1	3	4	0	0	0	511	198	94	64	356	+ 5
Nancy R. McDonnell	393	311	154	465	1	5	6	0	2	2	487	191	109	71	371	+ 22
Matthew A McMonagle	391	304	192	496	1	1	2	0	4	4	474	157	119	137	413	- 22
John P. O'Donnell	438	321	166	487	3	3	6	3	0	3	501	218	114	92	424	+ 14
John J. Russo	177	170	58	228	1	0	1	0	0	0	222	114	54	15	183	- 6
Joseph D. Russo	461	328	191	519	0	5	5	1	3	4	484	203	139	154	496	- 35
Michael J. Russo	404	314	155	469	1	2	3	0	1	1	470	187	139	77	403	+ 1
Nancy Margaret Russo	238	333	160	493	3	1	4	0	7	7	473	102	101	55	258	- 20
Shirley Strickland Saffold	415	327	189	516	0	6	6	0	4	4	526	191	126	88	405	+ 10
Brendan J. Sheehan	361	311	170	481	2	8	10	0	2	2	487	140	134	81	355	+ 6
John D. Sutula	575	306	200	506	2	2	4	1	8	9	536	267	132	146	545	+ 30
Kathleen Ann Sutula	372	327	189	516	1	5	6	0	0	0	519	161	105	103	369	+ 3
Joan Synenberg	416	326	191	517	1	4	5	0	1	1	525	200	119	89	408	+ 8
José A. Villanueva	486	317	219	536	3	5	8	0	2	2	482	252	129	159	540	- 54
TOTALS	14503	10691	6278	16969	33	113	146	17	70	87	17099	6732	4142	3499	14373	+ 130

Corrections/Adjustments