



***Statistics Report
September 2016***

***John J. Russo
Administrative and Presiding Judge***

TABLE OF CONTENTS

Criminal Statistics

Newly Filed, Re-Activated and Transferred in Cases _____ 4

Yearly Criminal Terminations _____ 5

Pending Criminal Cases End of Period _____ 6

Clearance Rate _____ 7

Arrest to Disposition Timeline _____ 8

Average Arrest to Disposition Timeline (Jail Cases) _____ 9

Average Arrest to Disposition Timeline (Non-Jail Cases) _____ 10

Average Arrest to Disposition Timeline (Jail and Non-Jail Cases) _____ 11

Yearly Average Arrest to Disposition Timeline _____ 12

Indictments and Informations Filed With the Clerk of Courts _____ 13

Bail Case Arraignment Activity _____ 14

Overall Arraignment Statistics _____ 15

Foreclosure Statistics

Total Pending Judicial Foreclosure Cases Referred to Magistrates _____ 17

Total Pending Tax Lien & Certificate Cases Referred to Magistrates _____ 18

Percentage of Pending Judicial Foreclosure Cases By Filing Year _____ 19

Judicial Foreclosure Clearance Rate Year 2016 _____ 20

Avg. Number of Days to Disp. (Excl. Bank. Stays & Tax Lien & Tax Cert.) _____ 21

Avg. Number of Days to Disp. (Excl. Bank. Stays & Incl. Tax Lien & Tax Cert.) _____ 22

Total New Judicial Foreclosure Filings _____ 23

New Marsh of Lien/Quiet Title/Partition Case Filings for Years 2005 – 2016 YTD _____ 24

New Marsh of Lien/Quiet Title/Partition Case Filings by month for 2016 YTD _____ 24

New Tax Lien & Certificate Filings for Years 2005 – 2016 YTD _____ 25

New Tax Lien & Certificate Filings by Month for Year 2016 YTD _____ 25

Total New Judicial Foreclosure Filings Years 2005 – 2016 YTD _____ 26

Total New Judicial Foreclosure Filings by Month for Year 2016 YTD _____ 26

Magistrate’s Monthly Reports _____ 27

Report CMSR1062 - Judicial Foreclosure Statistics by Judge _____ 35

Monthly Summary _____ 41

Year to Date Summary _____ 43

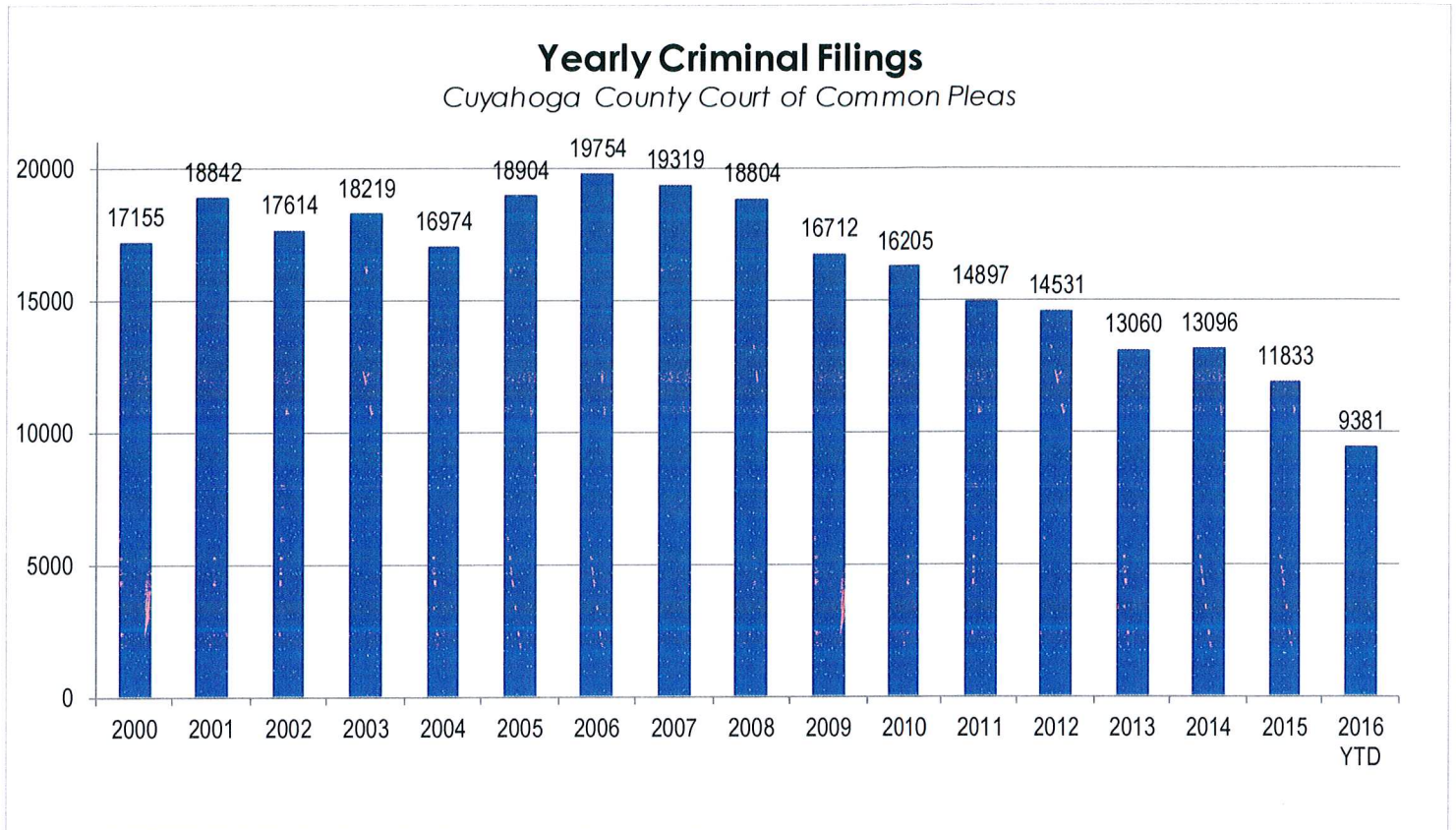
Corrections/Adjustments _____ 45

Criminal Case Statistics

CUYAHOGA COUNTY COMMON PLEAS COURT

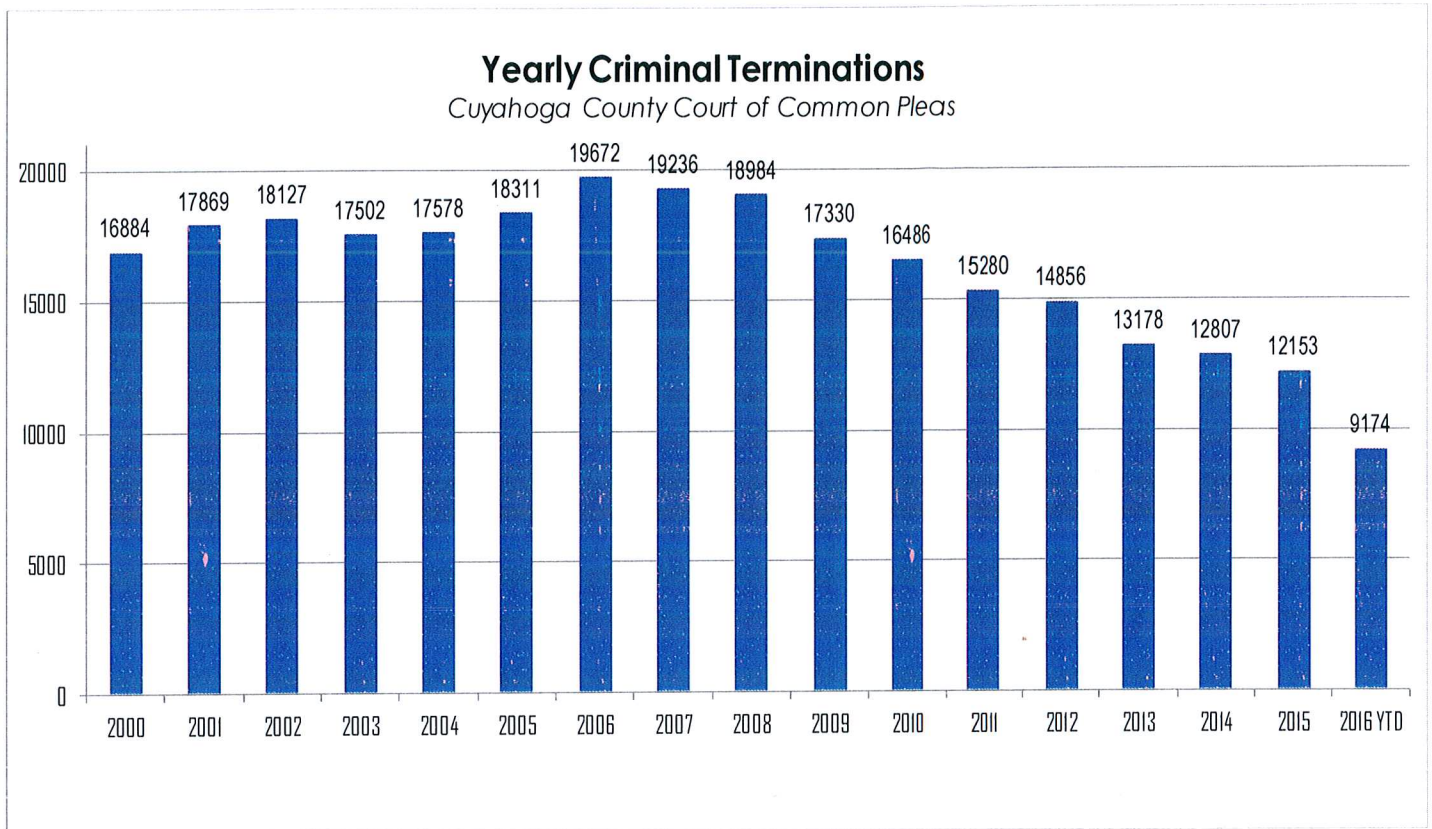
Newly Filed, Re-Activated and Transferred in Cases

The following chart is a representation of all filed cases in Cuyahoga County Court of Common Pleas from 2000 – September 2016. Newly filed cases are defined as having been arraigned and assigned to a Judge. Re-activated cases are defined as cases where a defendant was unavailable for trial and has now become ready to proceed. Transferred cases are defined as cases moved from one judge's docket to another. This could be due to re-assignment to a Mental Health Judge or after additional information indicates that by Court rule, the case should have been assigned to another Judge.



Yearly Criminal Terminations

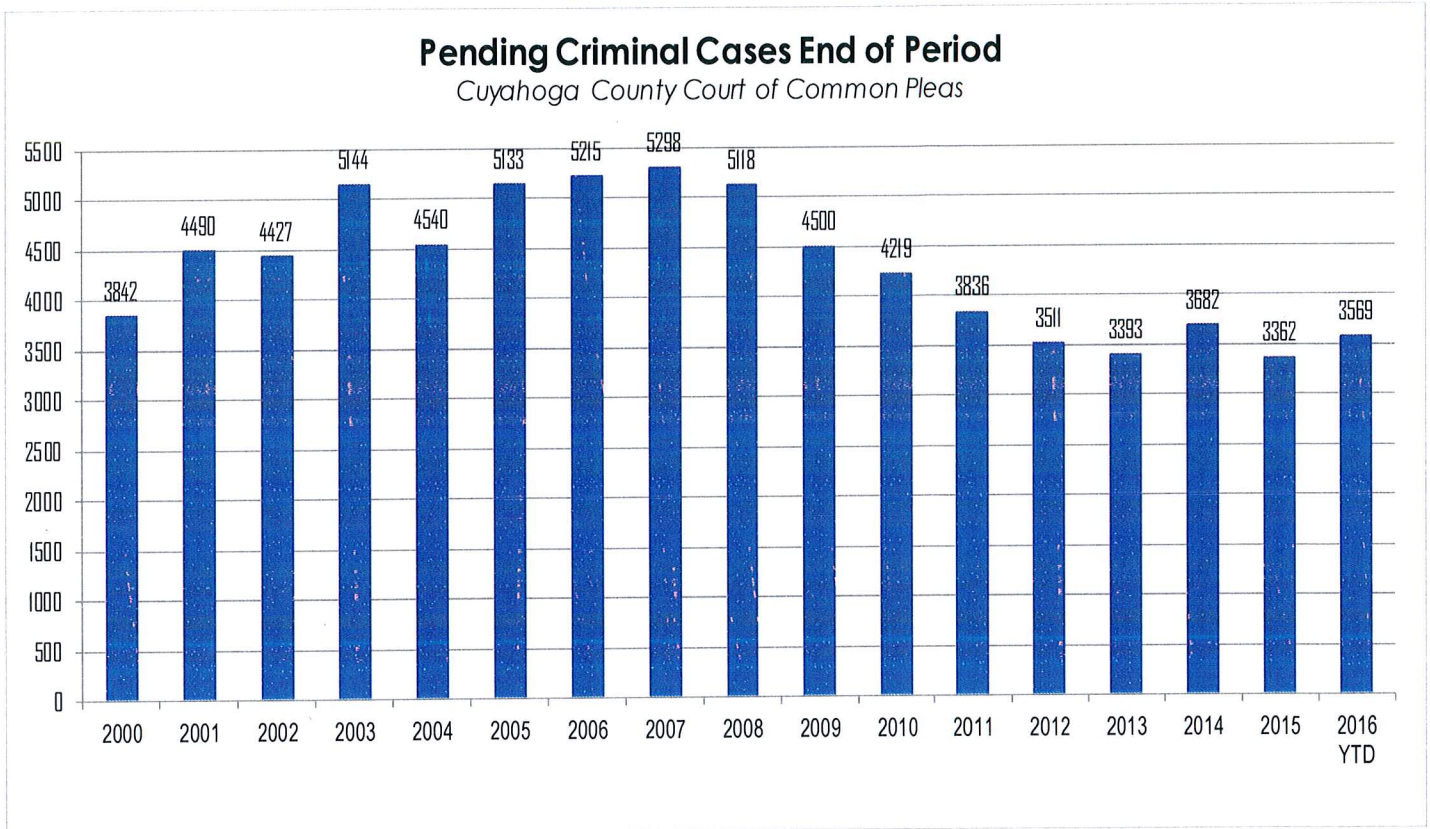
The following chart represents cases that have been terminated by the court from 2000 – September 2016. These cases have been terminated either by trial; plea, dismissal or a defendant is unavailable for trial or sentencing.



CUYAHOGA COUNTY COMMON PLEAS COURT

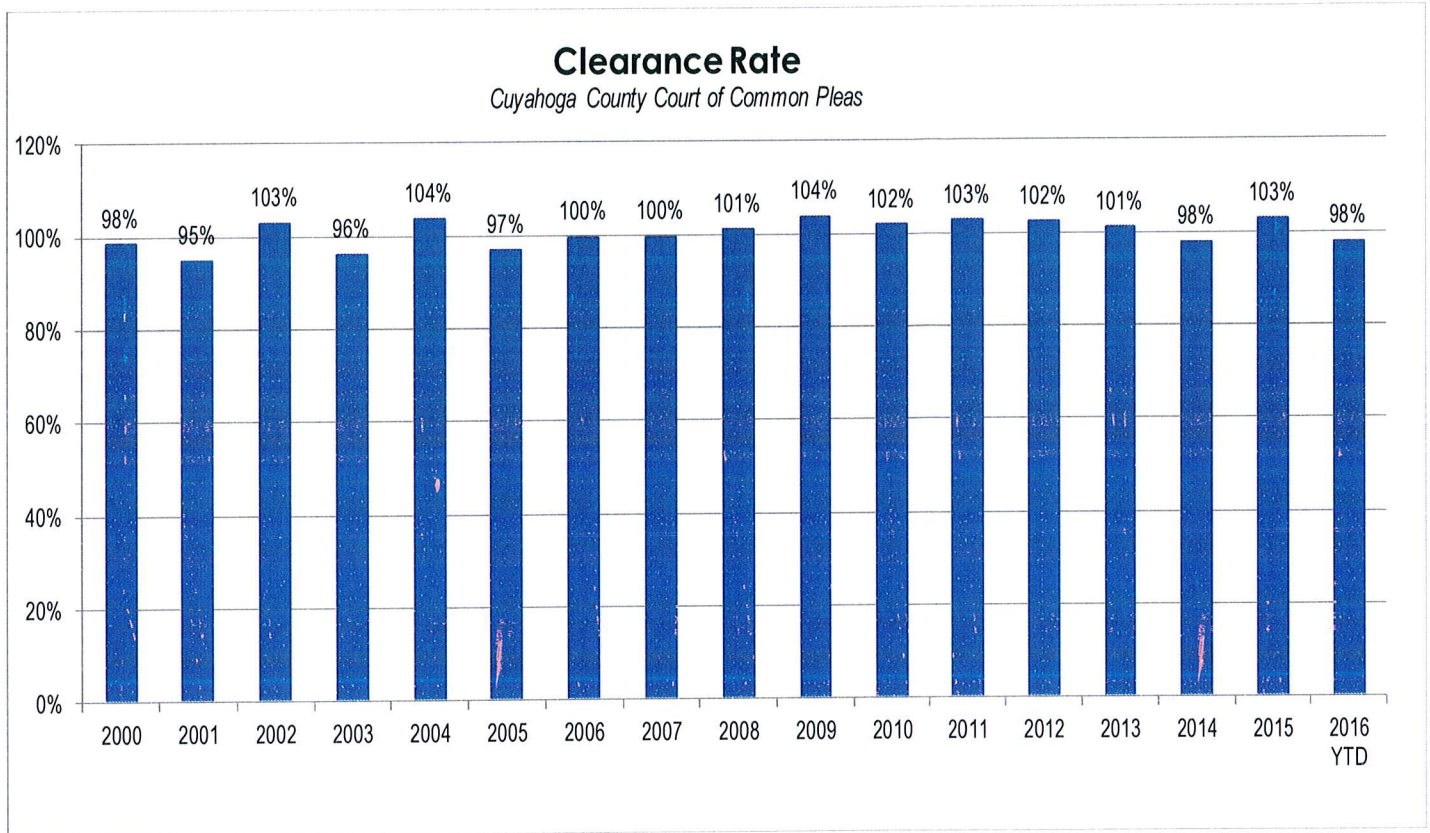
Pending Criminal Cases End of Period

The following chart represents the total number of cases pending at the end of the reporting period from 2000 – September 2016. Pending criminal cases at the end of the period is determined by adding the total number of pending cases at the beginning of the reporting period, and all newly filed, re-activated and transferred in cases. The total number of cases terminated in the period is subtracted from the sum total pending at the beginning of the period to give the value pending at the end of the period.



Clearance Rate

The Clearance Rate is the total number of outgoing cases as a percentage of the number of incoming cases. Clearance rate measures whether the court is keeping up with its incoming caseload. If cases are not disposed in a timely manner, a backlog of cases awaiting disposition will grow. A Clearance Rate of 100% indicates that at least as many cases have been filed, reopened, or reactivated in a period have been disposed.



Arrest to Disposition Timeline

Arrest to disposition timeline is a method to measure how felony cases flow through the Cuyahoga County Criminal Justice System. By capturing how long a case takes to move from stage to stage, we can examine where problems may exist and where potential improvements in case processing can be made.

The source data was extracted from the Cuyahoga County Court of Common Pleas Case Management System. The overall population of sample data was based on cases terminated in a given month excluding cases that have gone through diversion programs. A case is defined as a defendant and all charges involved in a single incident. The period for the extracted data is from September 2016.

The stages examined were:

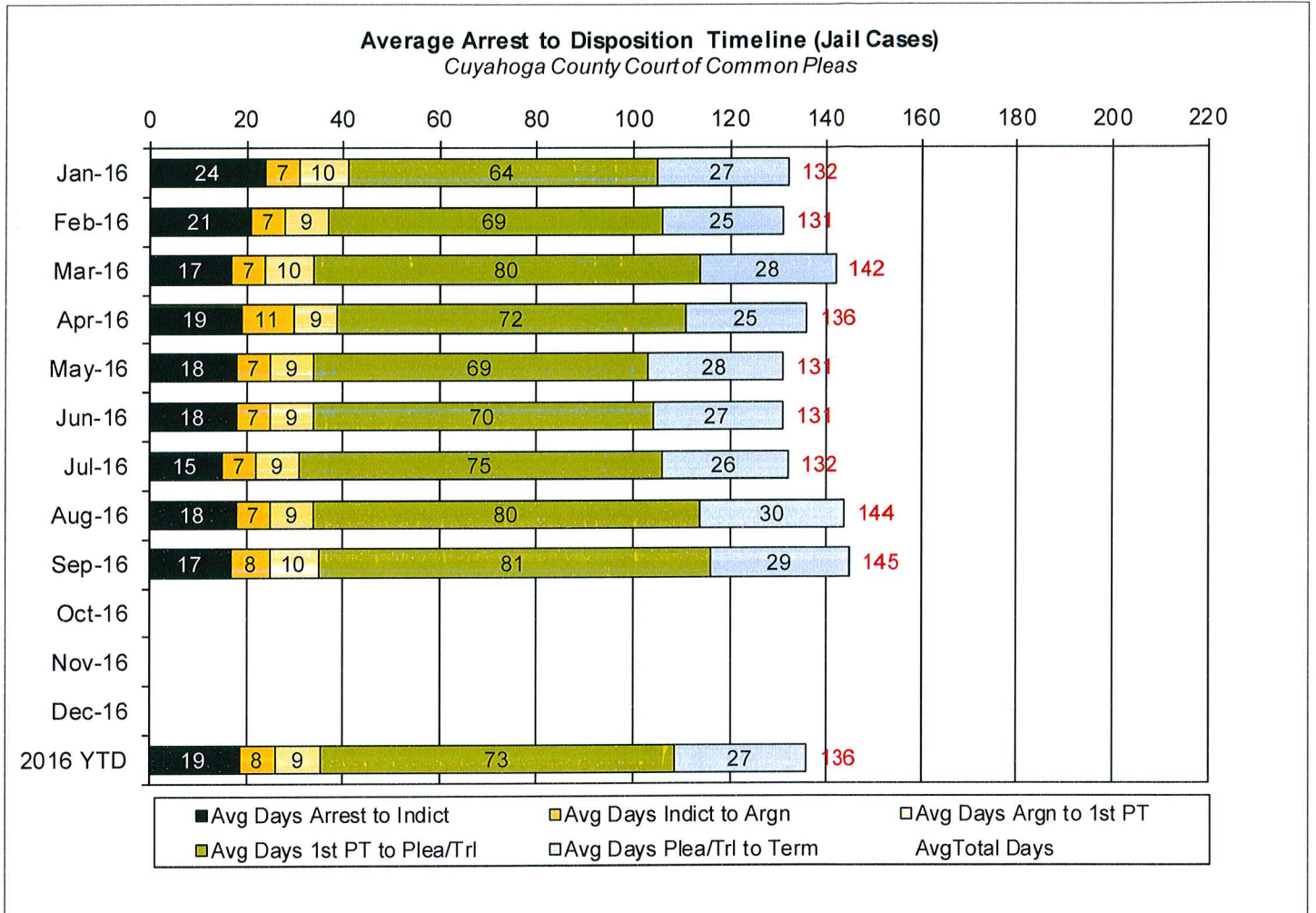
Arrest to Indictment
Indictment to Arraignment
Arraignment to 1st Pre-Trial
1st Pre-Trial to Plea/Trial
Plea/Trial to Termination

Due to the fact that each case may or may not have all of the stage date elements, a method to arrive at stage averages was applied. For a case to be included in the average for a stage there would need to be both dates for the given stage. A case would be included in the Arrest to Indictment stage if both arrest date and indictment date were available. This method was applied to each of the five stages. Next we calculated the total number of cases that met the date criteria for each of the ranges and also the total number of days between each date. To arrive at an average, the total number of days for each case in each range was calculated and divided by the total number of cases that met the date criteria. If a case had a time period or periods where the defendant was capiased or referred to the Psych Clinic, that amount of time was subtracted from the appropriate range. For re-indicted cases, the original arrest date is used.

The following three charts are for Jail, Non-Jail and combined Jail and Non-Jail cases. Jail and Non-Jail cases are defined by the posting of bond prior to plea or trial.

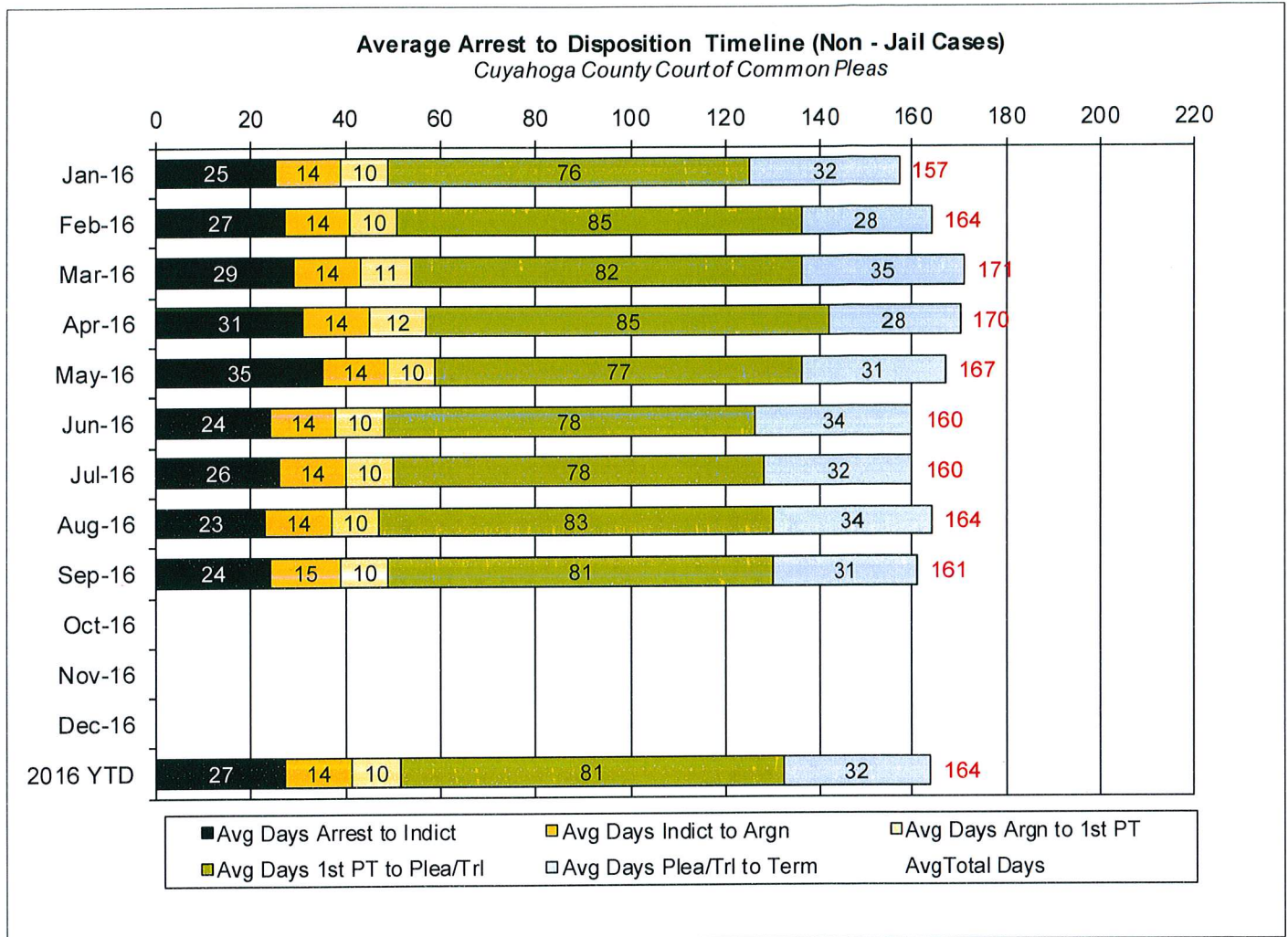
CUYAHOGA COUNTY COMMON PLEAS COURT

Average Arrest to Disposition Timeline (Jail Cases)



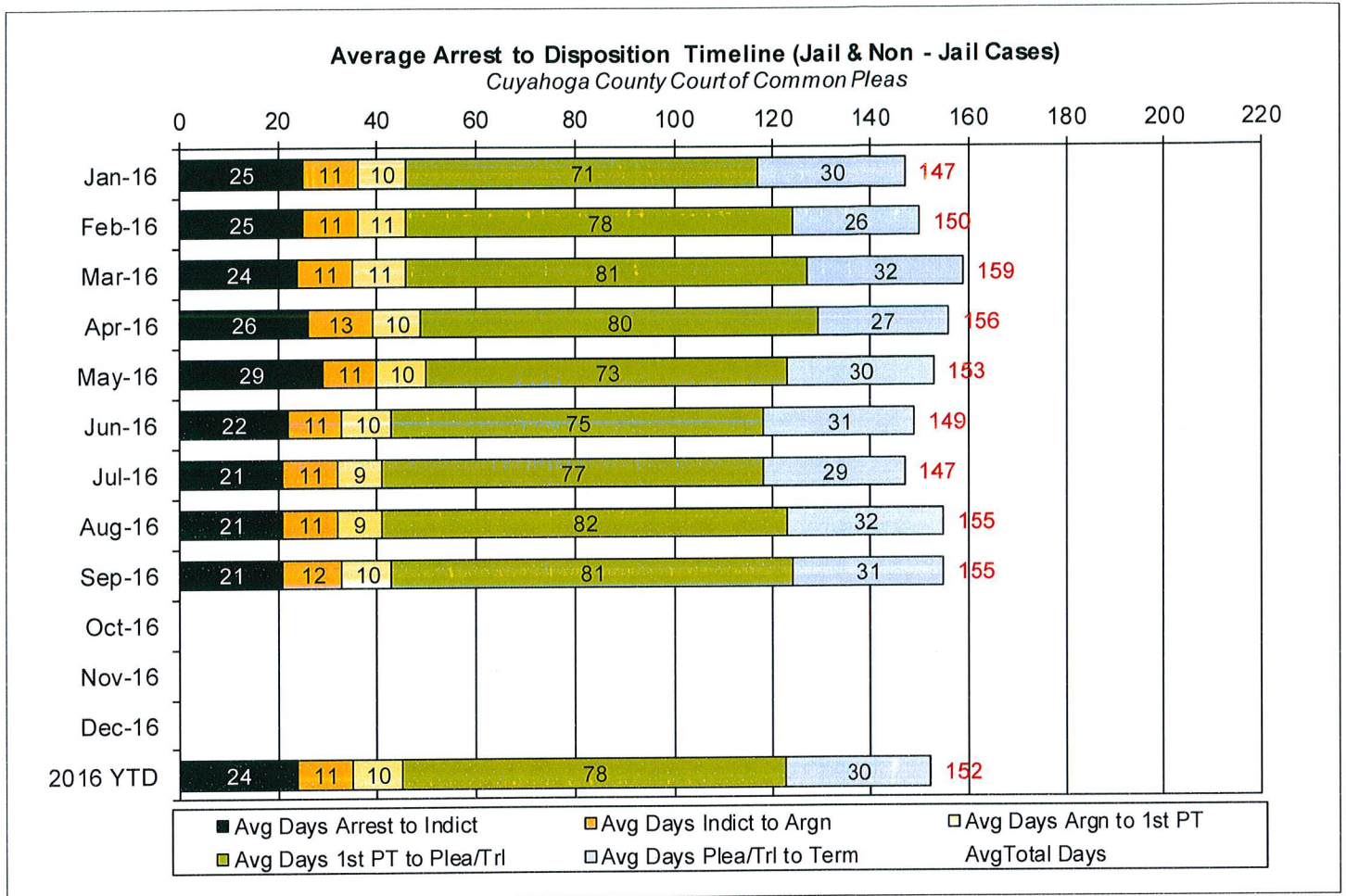
CUYAHOGA COUNTY COMMON PLEAS COURT

Average Arrest to Disposition Timeline (Non-Jail Cases)



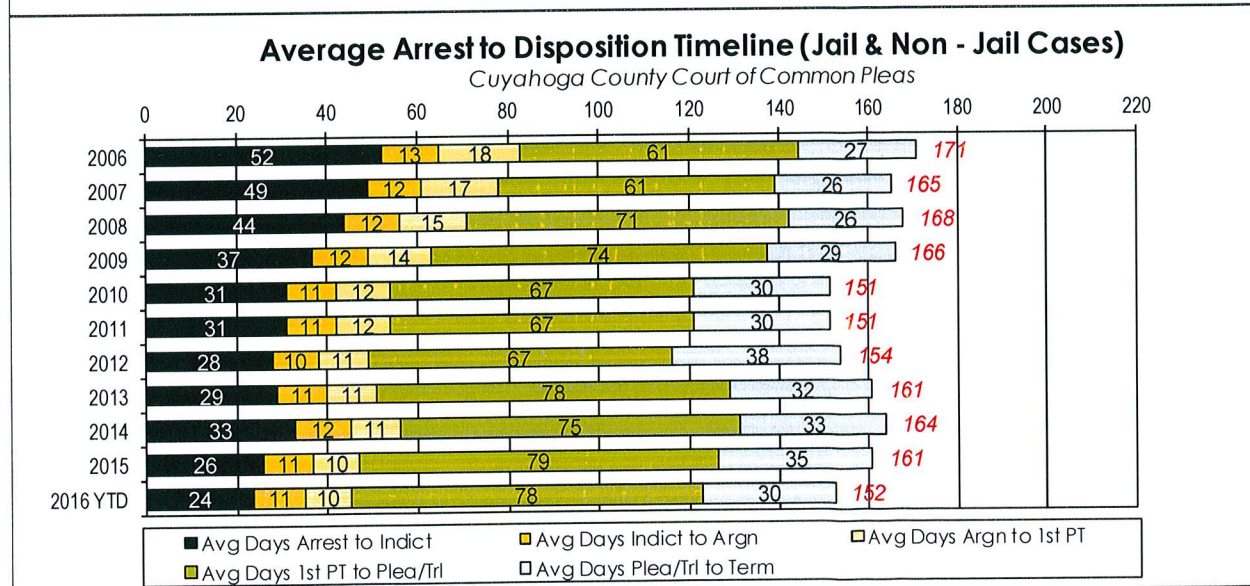
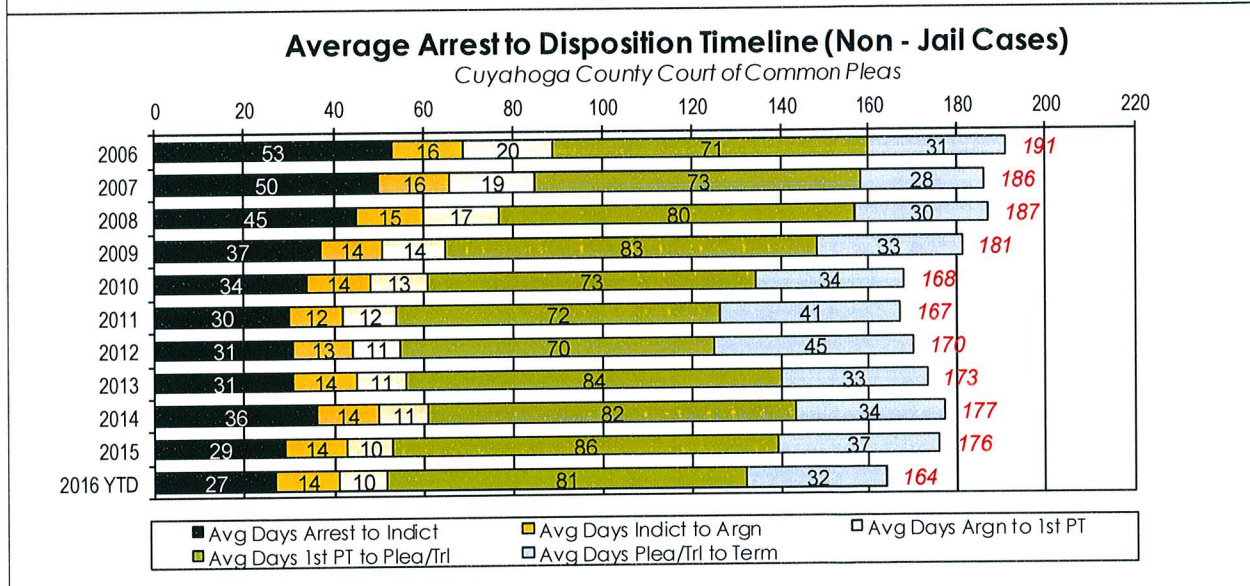
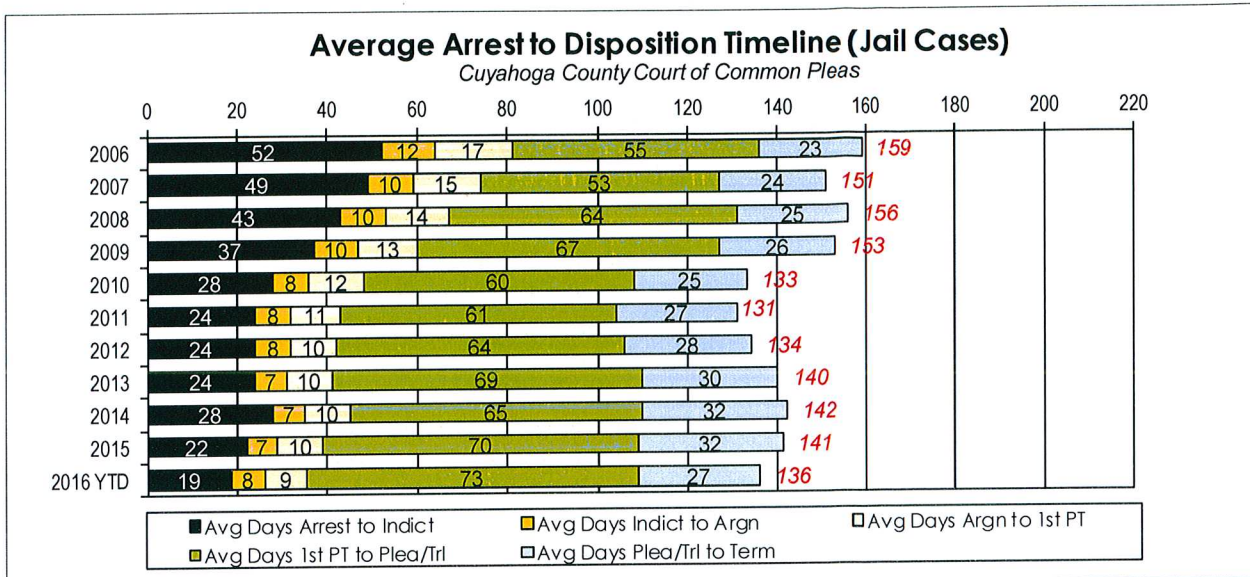
CUYAHOGA COUNTY COMMON PLEAS COURT

Average Arrest to Disposition Timeline (Jail and Non-Jail Cases)



CUYAHOGA COUNTY COMMON PLEAS COURT

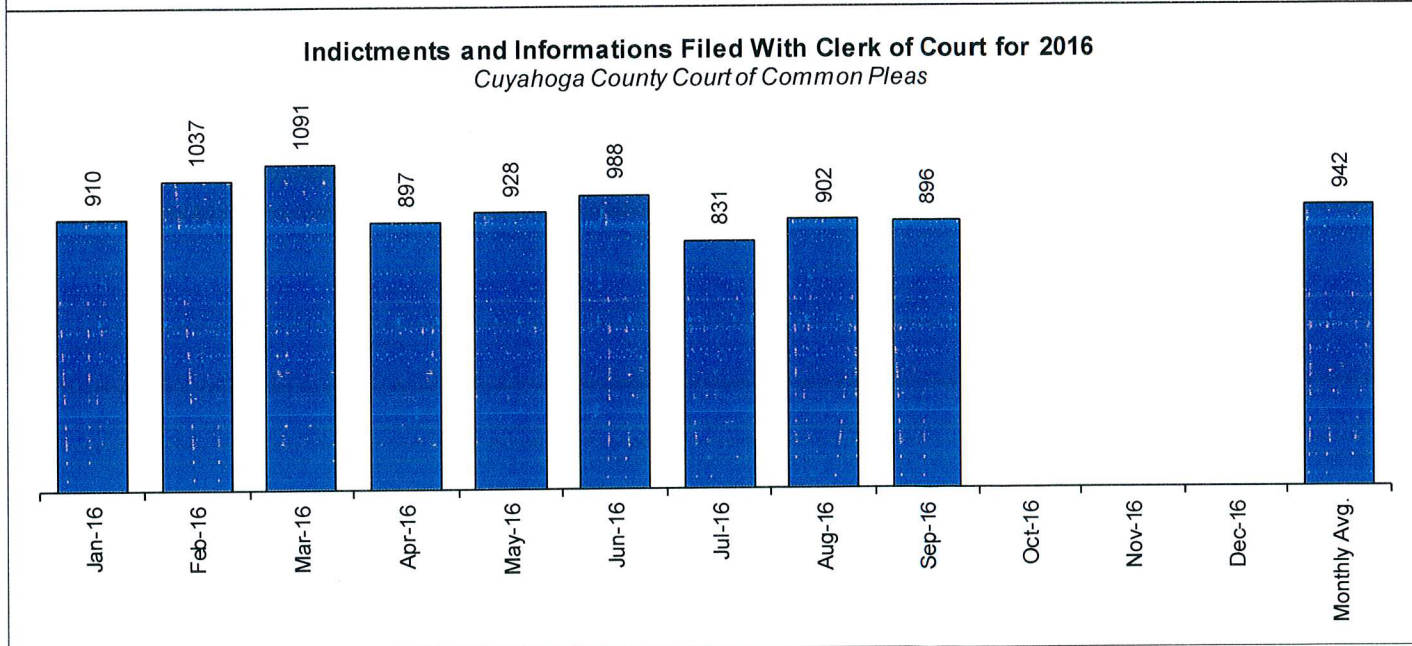
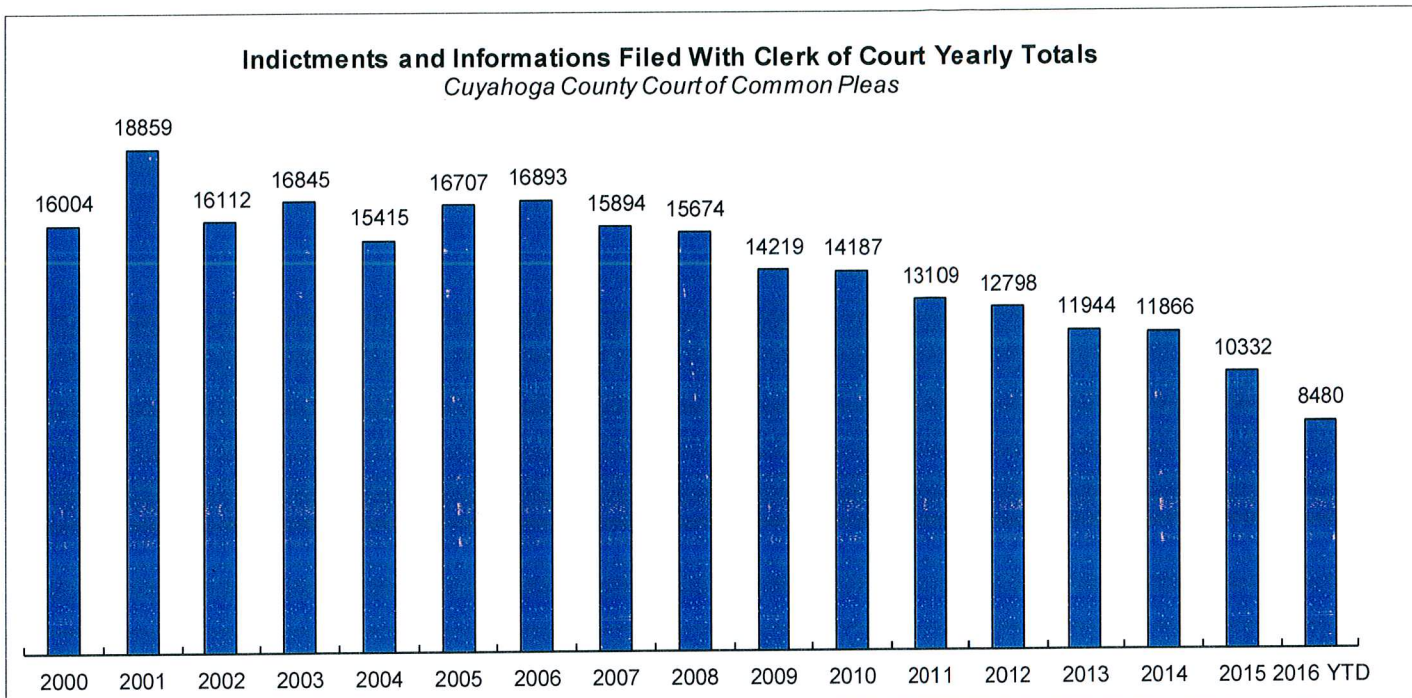
Yearly Average Arrest to Disposition Timeline



CUYAHOGA COUNTY COMMON PLEAS COURT

Indictments and Informations Filed With the Clerk of Courts

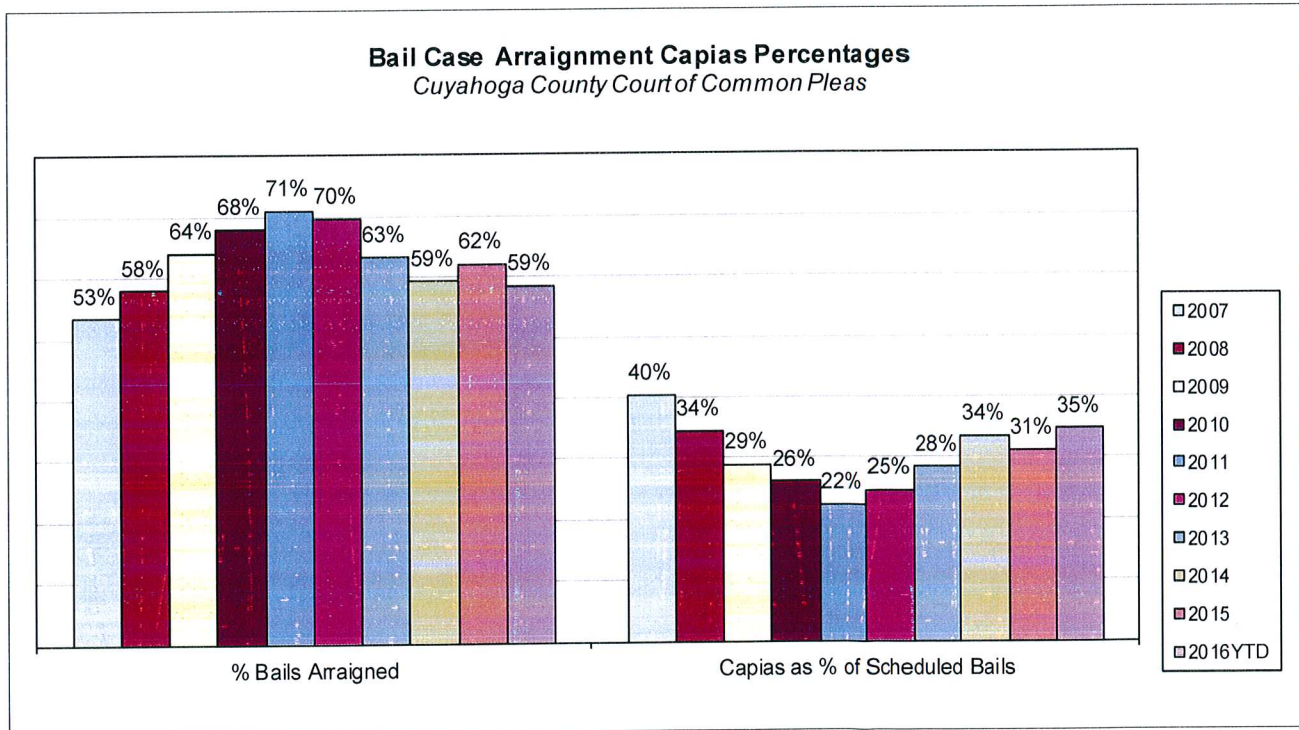
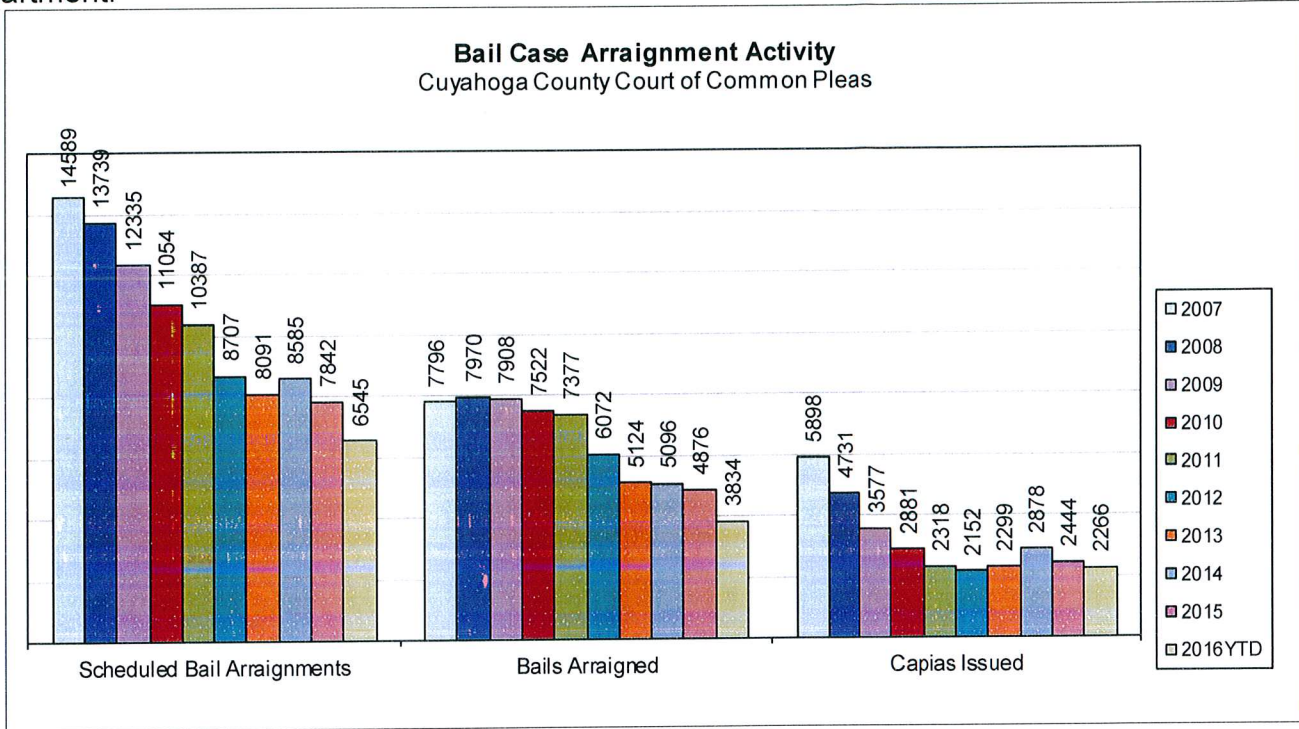
The following charts are reflective of Indictments and Informations filed with the Criminal Clerk of Courts from 2000. The source for this information was the Criminal Clerk's Office.



CUYAHOGA COUNTY COMMON PLEAS COURT

Bail Case Arraignment Activity

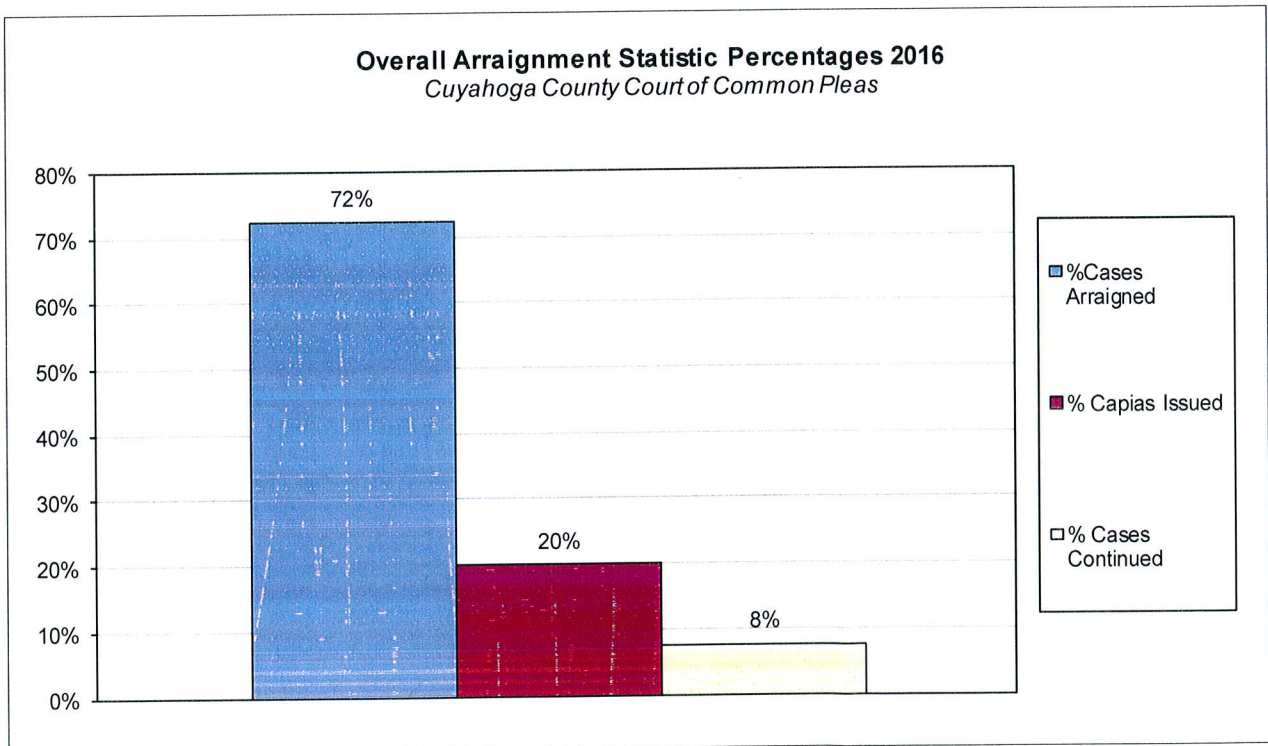
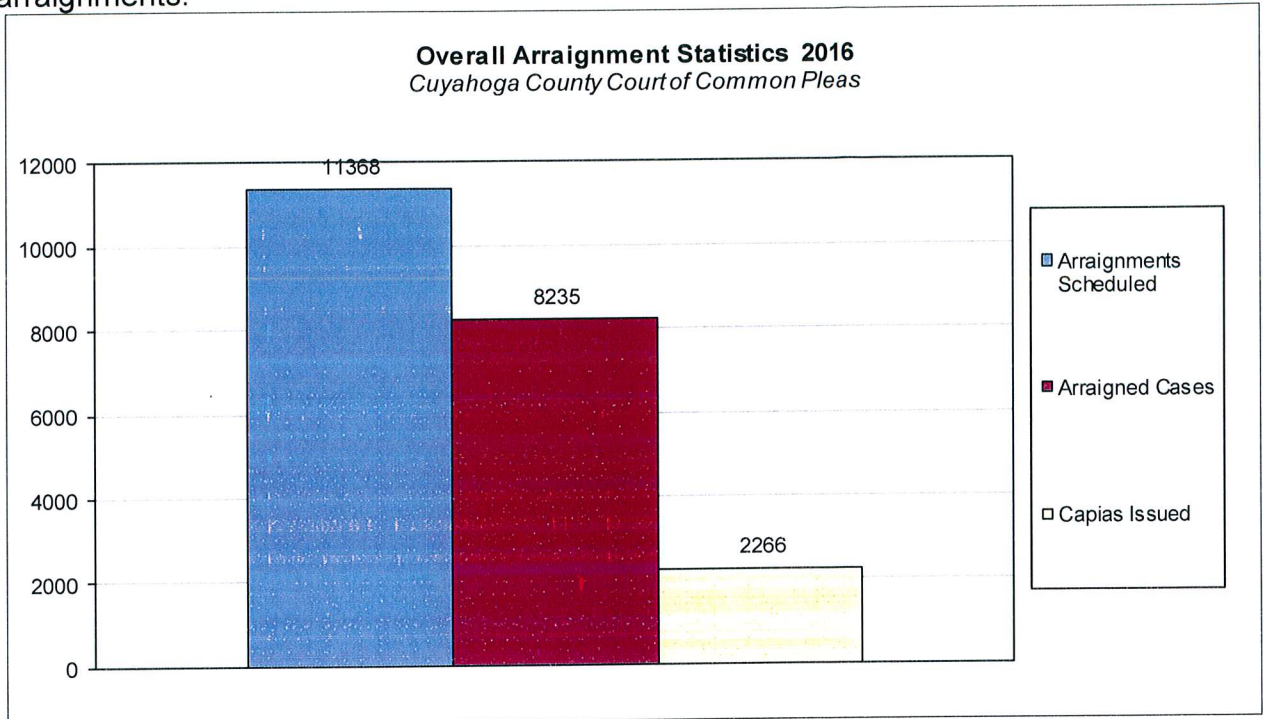
The following charts are reflective of arraignment activity where the defendant was not incarcerated at the time of arraignment. The source for this information was the Criminal Records Department.



CUYAHOGA COUNTY COMMON PLEAS COURT

Overall Arraignment Statistics

The arraignment statistics were provided by the Criminal Records Department. They are provided to give a representation of arraignment activity in the Court in 2016. These statistics include jail and non – jail arraignments.



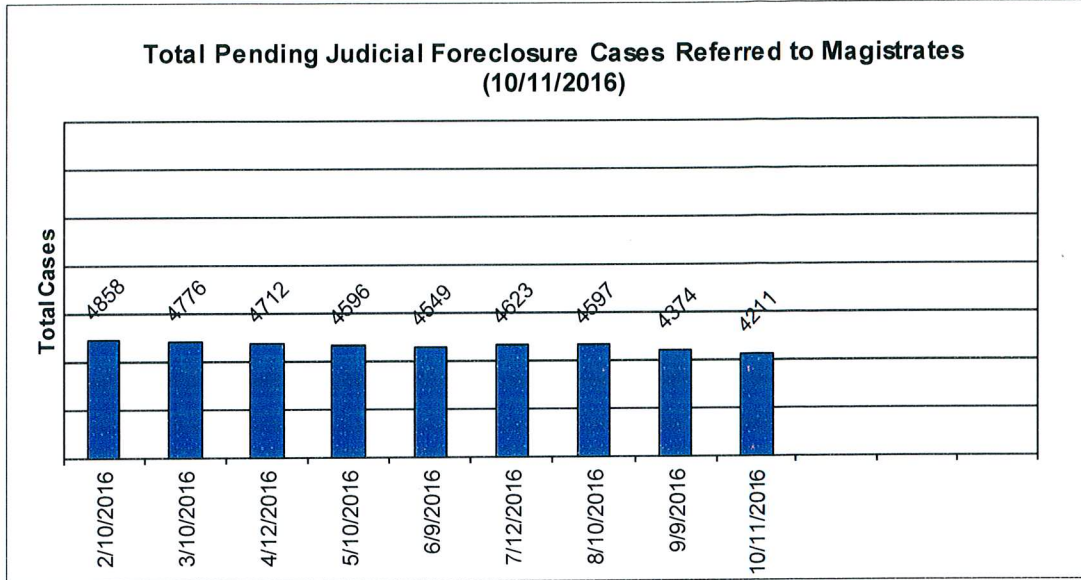
Judicial Foreclosure Statistics¹

¹ For clarification purposes, Foreclosure cases in this report are identified as Judicial Foreclosure filings (filing codes 1460 (Foreclosure Marsh. Of Lien), 1465(Tax Lien), 1466 (Tax Certificate), 1470 (Quiet Title), and 1480 (Partition)). These cases are different from Board of Revision Foreclosures, which are not reported here.

CUYAHOGA COUNTY COMMON PLEAS COURT

Total Pending Judicial Foreclosure Cases Referred to Magistrates

The following chart is a display of the total number of pending Judicial Foreclosure cases referred to the Magistrates on specific dates. The table below shows the number of these cases pending from each year since 2000.




	As of:	2/10/2016	3/10/2016	4/12/2016	5/10/2016	6/9/2016	7/12/2016	8/10/2016	9/9/2016	10/11/2016			
Year													
2000		0	0	0	0	0	0	0	0	0			
2001		0	0	0	0	0	0	0	0	0			
2002		0	0	0	0	0	0	0	0	0			
2003		2	2	2	2	2	2	2	2	2			
2004		0	0	0	0	0	0	0	0	0			
2005		0	0	0	0	0	0	0	0	0			
2006		0	0	0	0	0	0	0	0	0			
2007		1	1	1	1	1	1	1	1	1			
2008		2	2	3	4	3	2	1	1	1			
2009		5	5	6	6	6	6	4	4	4			
2010		4	5	4	4	4	5	4	3	3			
2011		9	8	7	7	7	6	7	6	6			
2012		43	39	33	30	28	26	21	21	18			
2013		101	86	77	66	61	52	41	27	24			
2014		483	401	333	288	258	220	184	141	117			
2015		3343	2914	2444	2079	1735	1450	1217	975	801			
2016		865	1313	1802	2109	2444	2853	3115	3193	3234			
Total		4858	4776	4712	4596	4549	4623	4597	4374	4211			

CUYAHOGA COUNTY COMMON PLEAS COURT

Total Pending Tax Lien & Certificate Cases Referred to Magistrates

The following chart is a display of the number of pending tax Judicial Foreclosure cases referred to the Magistrates on specific dates. The table below shows the number of pending tax Judicial Foreclosure cases in each year since 2000.




	As of:	2/10/2016	3/10/2016	4/12/2016	5/10/2016	6/9/2016	7/12/2016	8/10/2016	9/9/2016	10/11/2016			
Year													
2000		0	0	0	0	0	0	0	0	0			
2001		0	0	0	0	0	0	0	0	0			
2002		0	0	0	0	0	0	0	0	0			
2003		0	0	0	0	0	0	0	0	0			
2004		0	0	0	0	0	0	0	0	0			
2005		0	0	0	0	0	0	0	0	0			
2006		0	0	0	0	0	0	0	0	0			
2007		0	0	0	0	0	0	0	0	0			
2008		0	0	0	1	1	0	0	0	0			
2009		0	0	0	0	0	0	0	0	0			
2010		0	0	0	0	1	1	2	1	1			
2011		0	0	1	1	1	1	1	1	1			
2012		4	3	3	3	2	2	2	2	1			
2013		19	17	15	10	11	9	7	5	3			
2014		104	91	78	63	57	52	45	34	29			
2015		928	821	697	611	529	427	360	281	218			
2016		360	379	434	451	518	684	760	722	745			
Total		1415	1311	1228	1140	1120	1176	1177	1046	998			

CUYAHOGA COUNTY COMMON PLEAS COURT

Percentage of Pending Judicial Foreclosure Cases By Filing Year

The following chart is a representation of the total number of pending Judicial Foreclosure cases by filing year expressed as a percentage on a specific date. The table below is the supporting data for this chart.

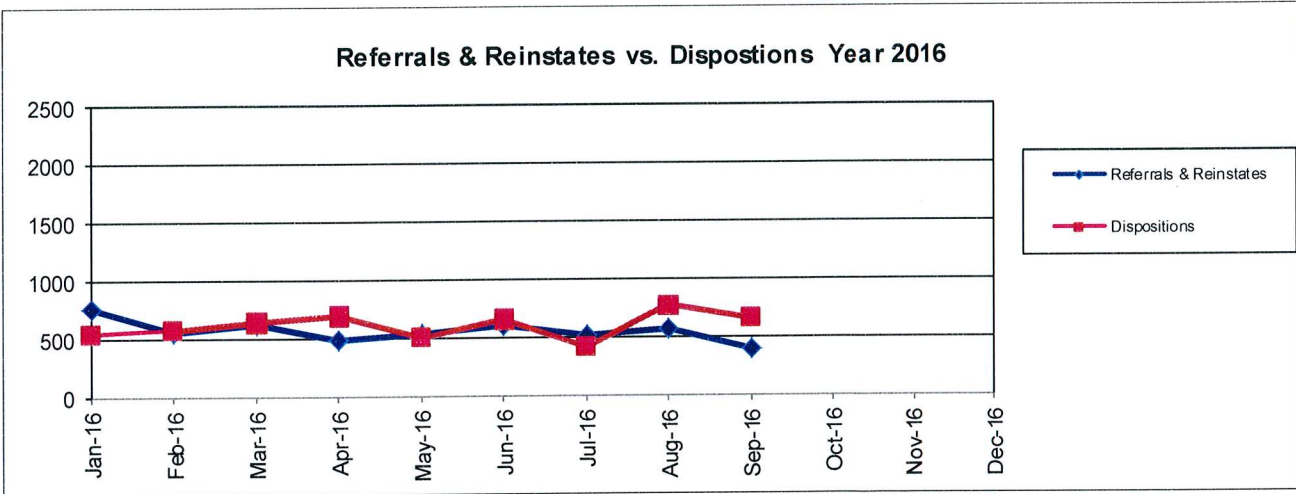
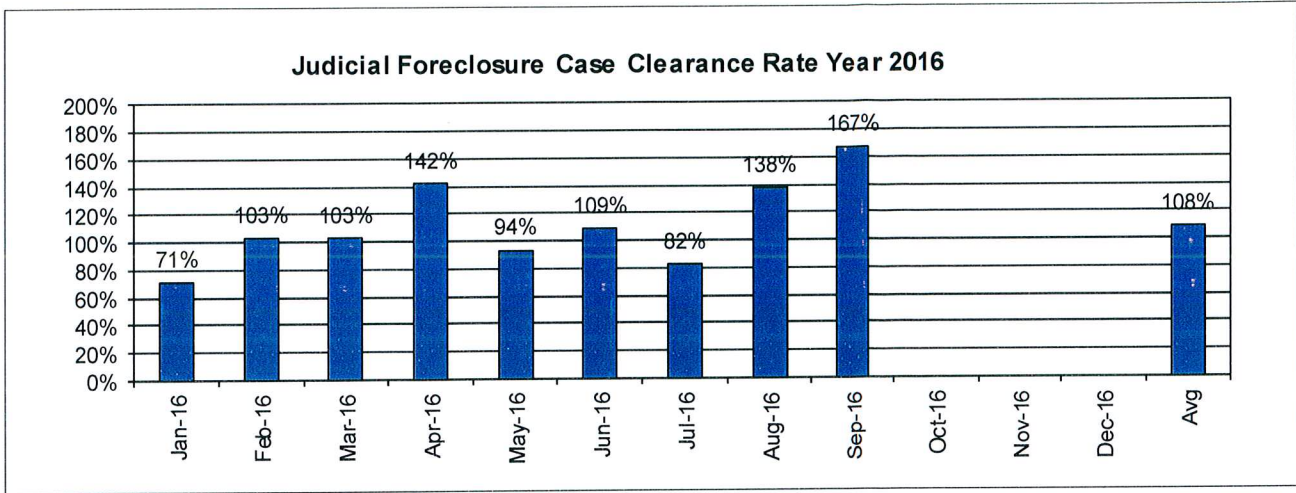


	As of:	10/11/2016	% of Total
Year			
2000		0	0.00%
2001		0	0.00%
2002		0	0.00%
2003		2	0.05%
2004		0	0.00%
2005		0	0.00%
2006		0	0.00%
2007		1	0.02%
2008		1	0.02%
2009		4	0.09%
2010		3	0.07%
2011		6	0.14%
2012		18	0.43%
2013		24	0.57%
2014		117	2.78%
2015		801	19.02%
2016		3234	76.80%

CUYAHOGA COUNTY COMMON PLEAS COURT

Judicial Foreclosure Clearance Rate Year 2016

The Clearance Rate is the number of outgoing cases as a percentage of the number of incoming cases. Clearance rate measures whether the court is keeping up with its incoming caseload. If cases are not disposed in a timely manner, a backlog of cases awaiting disposition will grow. A Clearance Rate of 100% indicates that at least as many cases as have been filed, reopened, or reactivated in a period have been disposed.

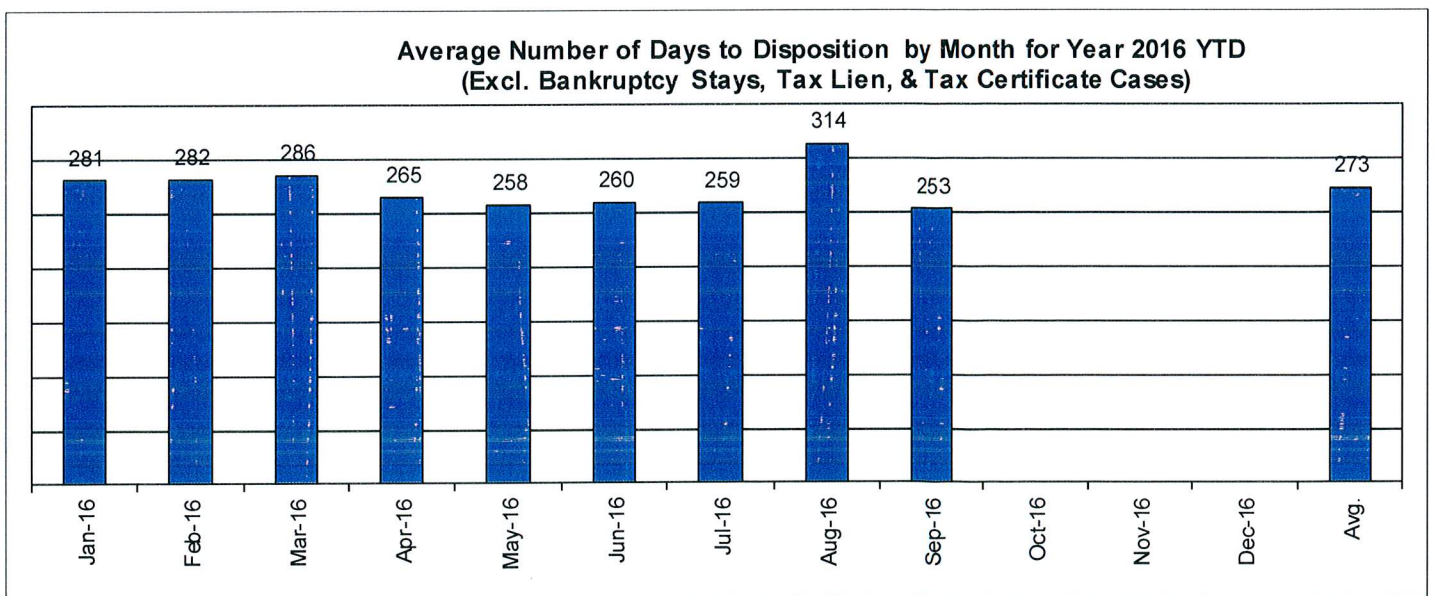
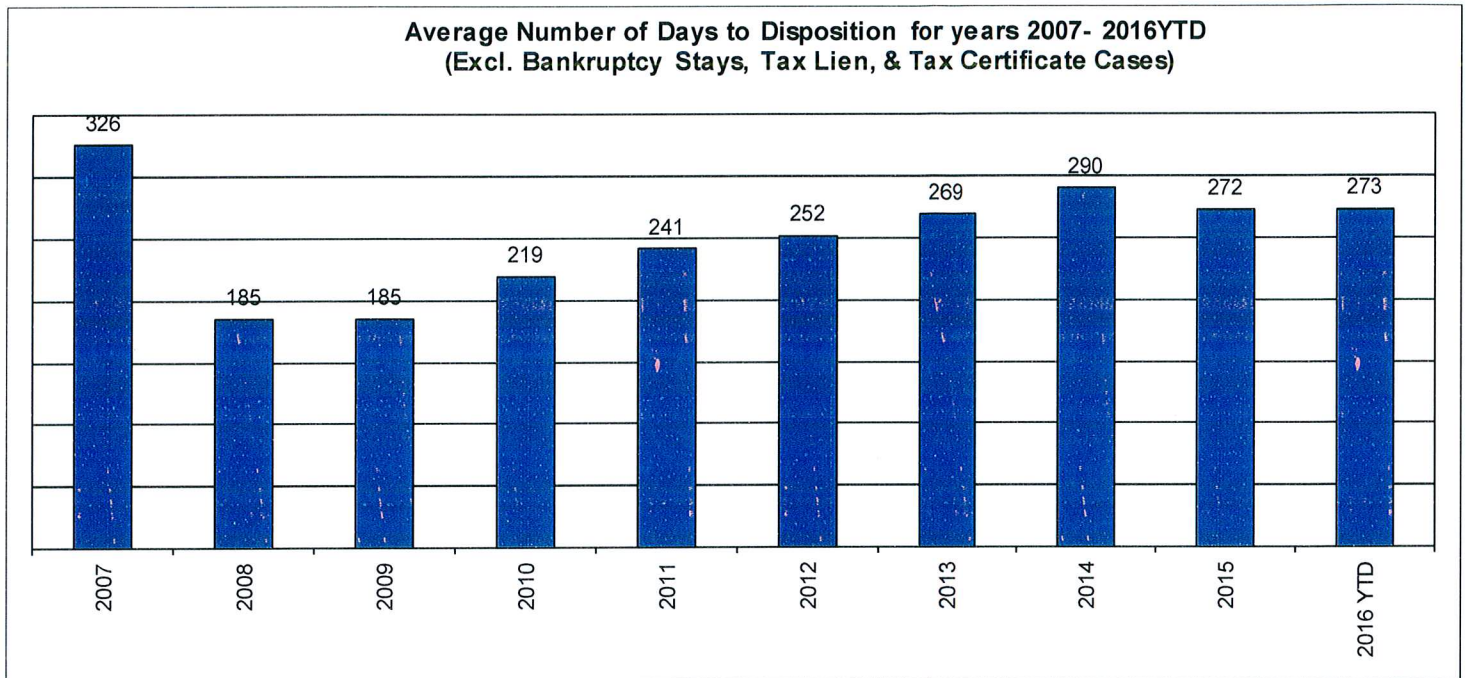


	Referrals & Reinstates	Dispositions	Clearance Rate
Jan-16	757	540	71%
Feb-16	559	576	103%
Mar-16	624	641	103%
Apr-16	488	691	142%
May-16	543	508	94%
Jun-16	602	655	109%
Jul-16	511	421	82%
Aug-16	562	774	138%
Sep-16	395	661	167%
Oct-16			
Nov-16			
Dec-16			
Avg	560	607	108%
Total	5041	5467	

CUYAHOGA COUNTY COMMON PLEAS COURT

Avg. Number of Days to Disp. (Excl. Bank. Stays & Tax Lien & Tax Cert.)

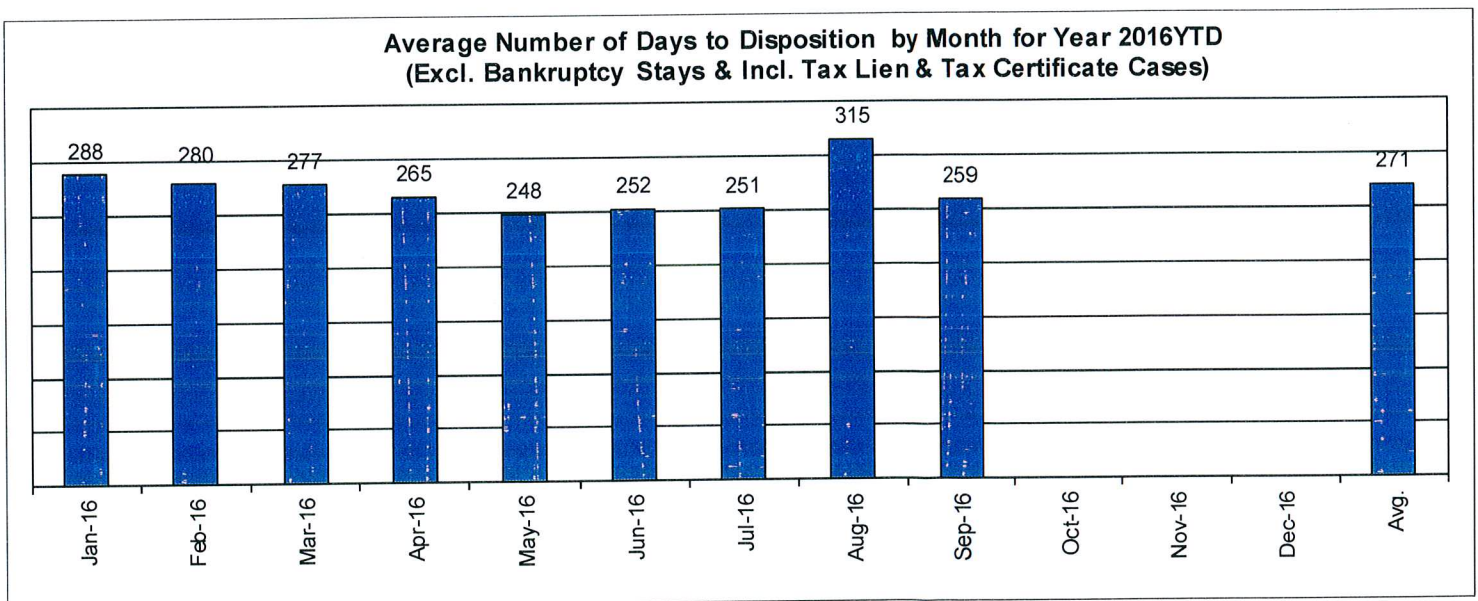
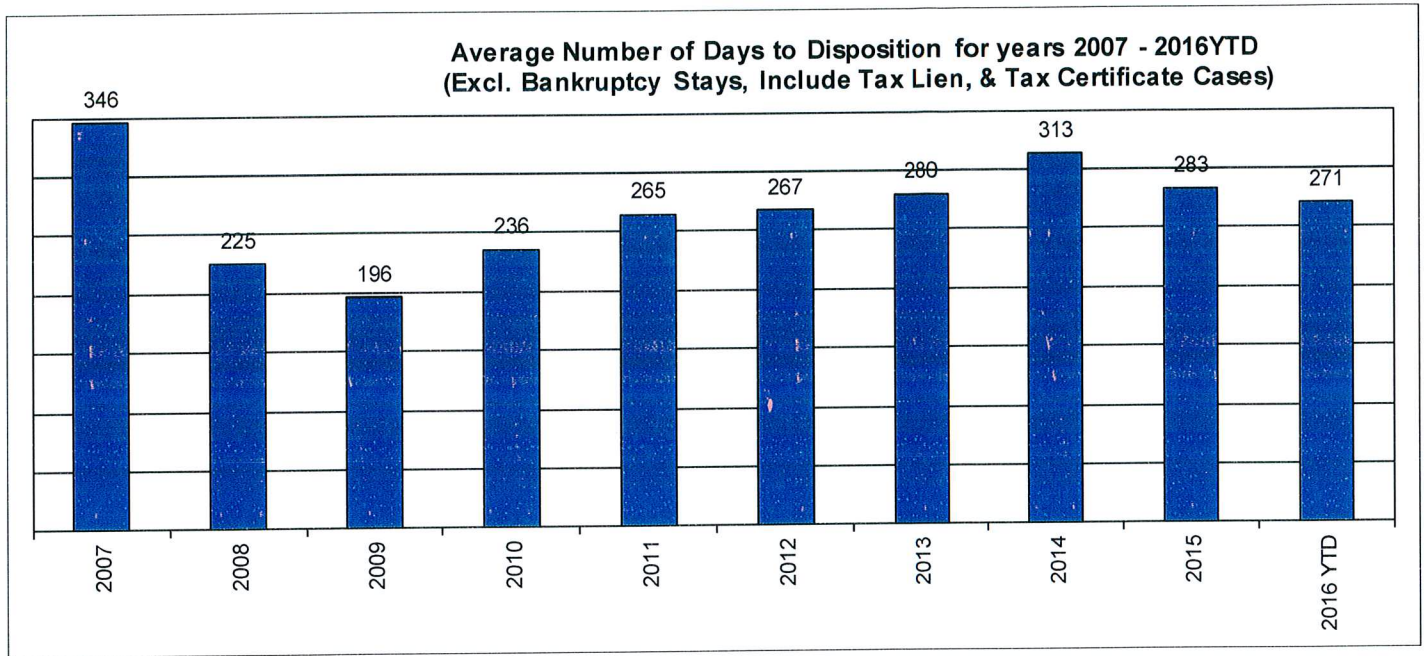
The average number of days to disposition is the number of days from filing to a final disposition entry being filed with the Clerk of Court. The data sample is based on all judicial foreclosure cases terminated by decree or dismissal (cases terminated by bankruptcy are not included) in a month. Each case is examined to determine the number of days between filing and termination with the periods that a case may have been in bankruptcy subtracted. Adding the total days of all of the cases minus bankruptcy periods and dividing by the total number of cases calculates the average. In the following chart, tax judicial foreclosure cases are excluded.



CUYAHOGA COUNTY COMMON PLEAS COURT

Avg. Number of Days to Disp. (Excl. Bank. Stays & Incl. Tax Lien & Tax Cert.)

The average number of days to disposition is the number of days from filing to a final disposition entry being filed with the Clerk of Court. The data sample is based on all Judicial Foreclosure cases terminated by decree or dismissal (cases terminated by bankruptcy are not included) in a month. Each case is examined to determine the number of days between filing and termination with the periods that a case may have been in bankruptcy subtracted. Adding the total days of all of the cases minus bankruptcy periods and dividing by the total number of cases calculates the average. In the following chart, all types of Judicial Foreclosure cases are included.

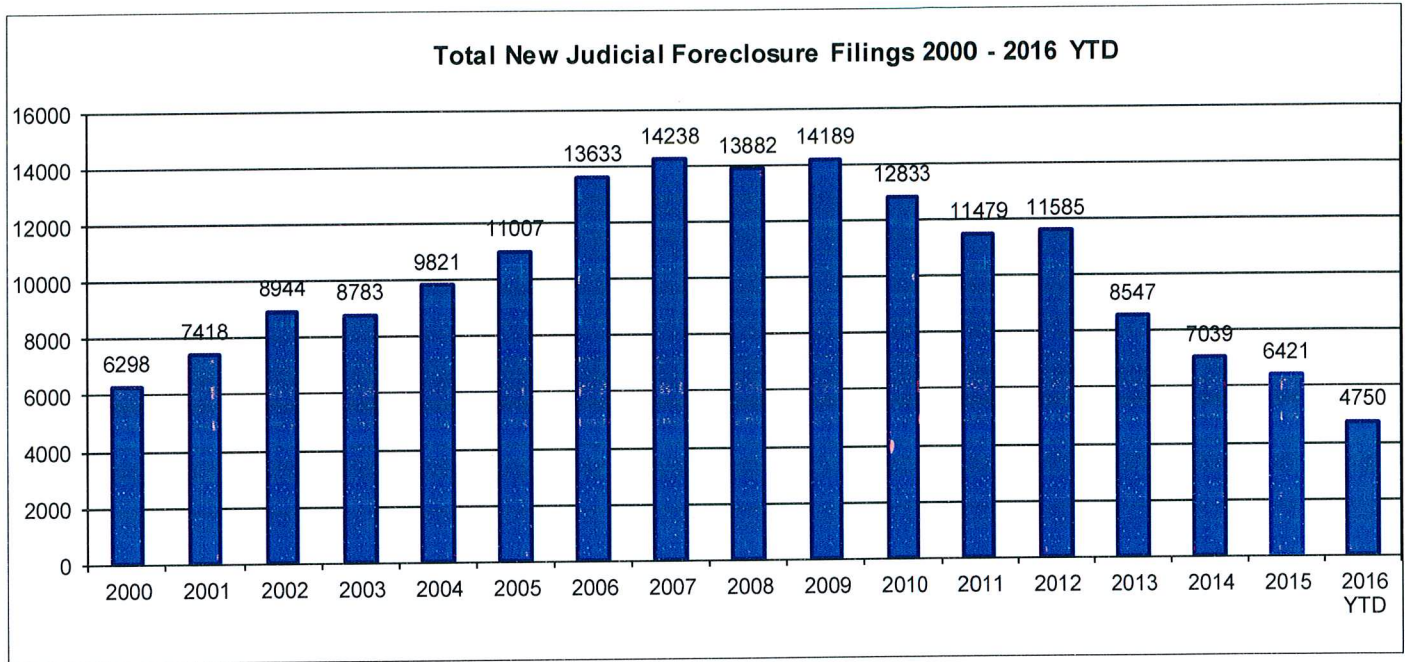


CUYAHOGA COUNTY COMMON PLEAS COURT

Total New Judicial Foreclosure Filings

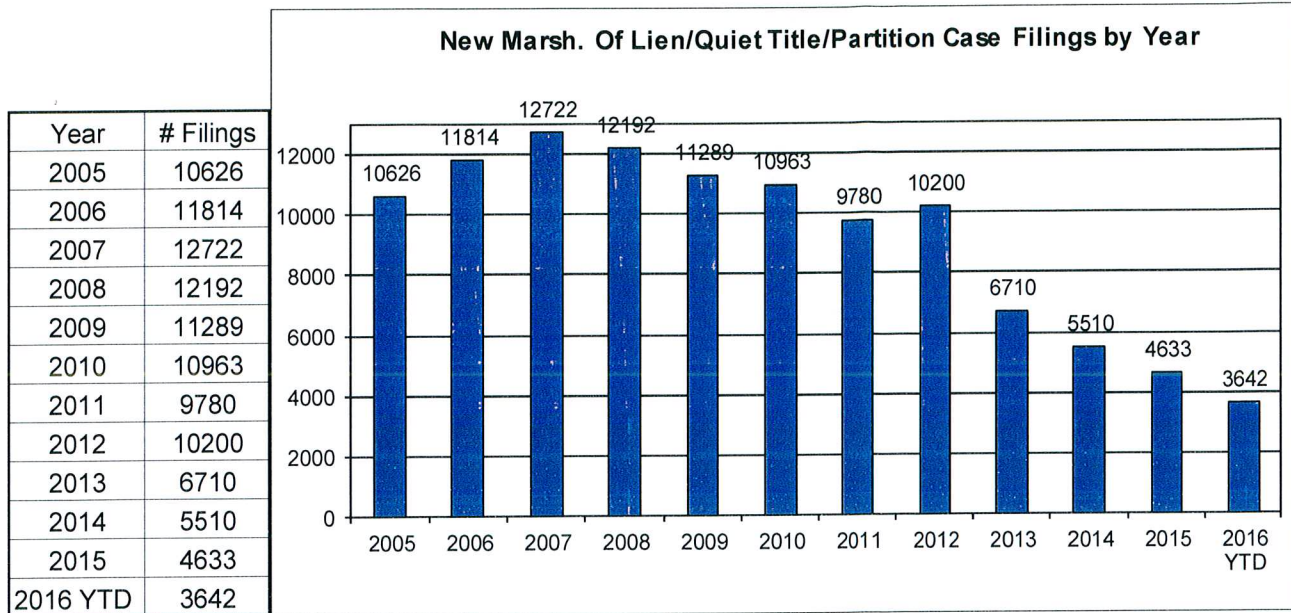
The following charts are provided as a historical view of new judicial foreclosure filings.

1. Total New Judicial Foreclosure Filings from 2000 – 2016 by year
2. Total New Marsh of Lien/Quiet Title/Partition Filings from 2005 – 2016 by month
3. Total New Tax Lien & Tax Certificate Filings for 2005 – 2016 by month
4. Total New Judicial Foreclosure Filings from 2005 – 2016 by month

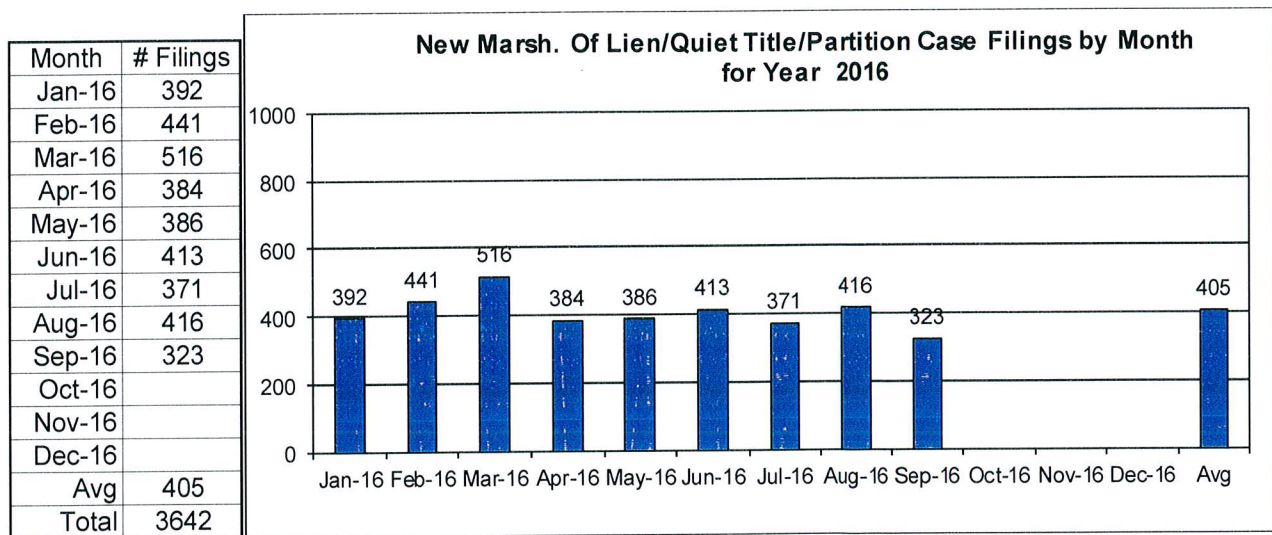


CUYAHOGA COUNTY COMMON PLEAS COURT

New Marsh of Lien/Quiet Title/Partition Case Filings for Years 2005 – 2016 YTD



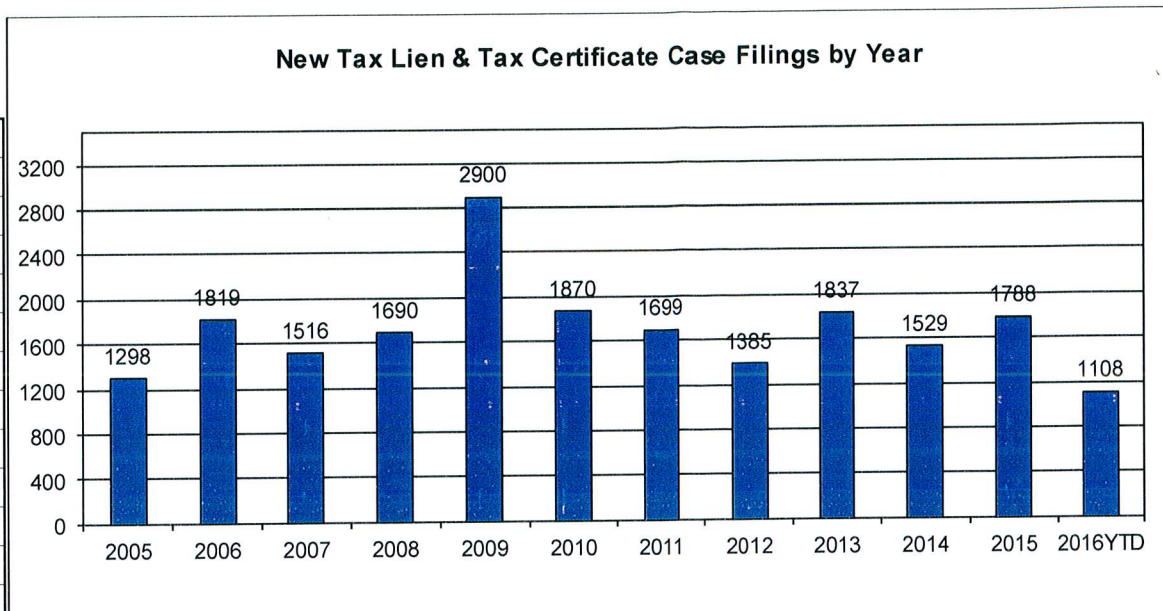
New Marsh of Lien/Quiet Title/Partition Case Filings by month for 2016 YTD



CUYAHOGA COUNTY COMMON PLEAS COURT

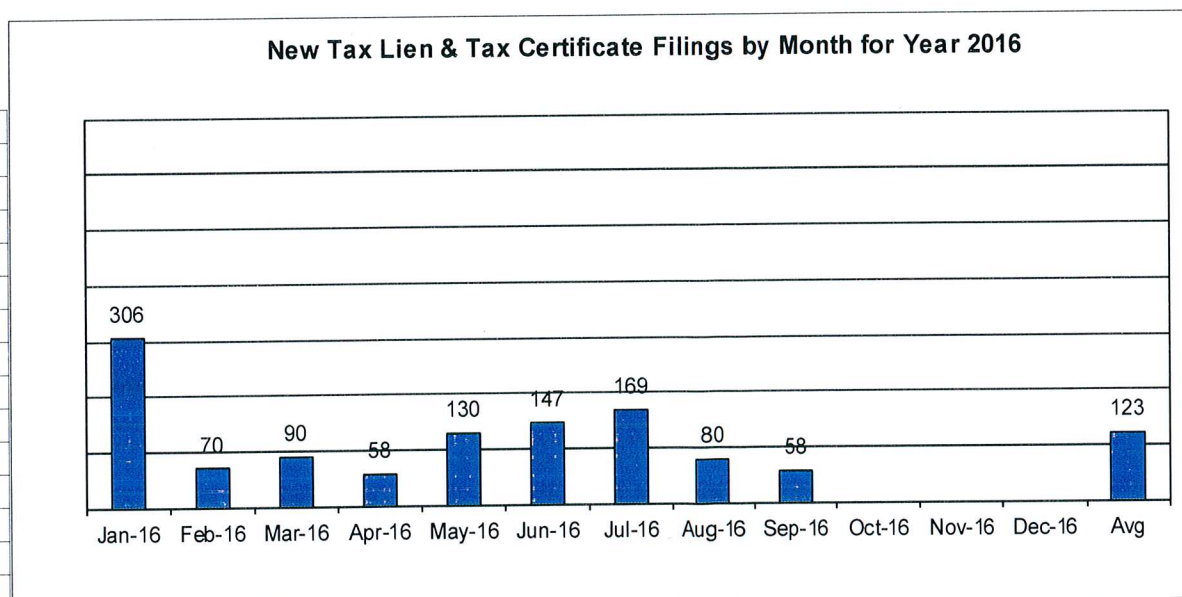
New Tax Lien & Certificate Filings for Years 2005 – 2016 YTD

Year	# Filings
2005	1298
2006	1819
2007	1516
2008	1690
2009	2900
2010	1870
2011	1699
2012	1385
2013	1837
2014	1529
2015	1788
2016YTD	1108



New Tax Lien & Certificate Filings by Month for Year 2016 YTD

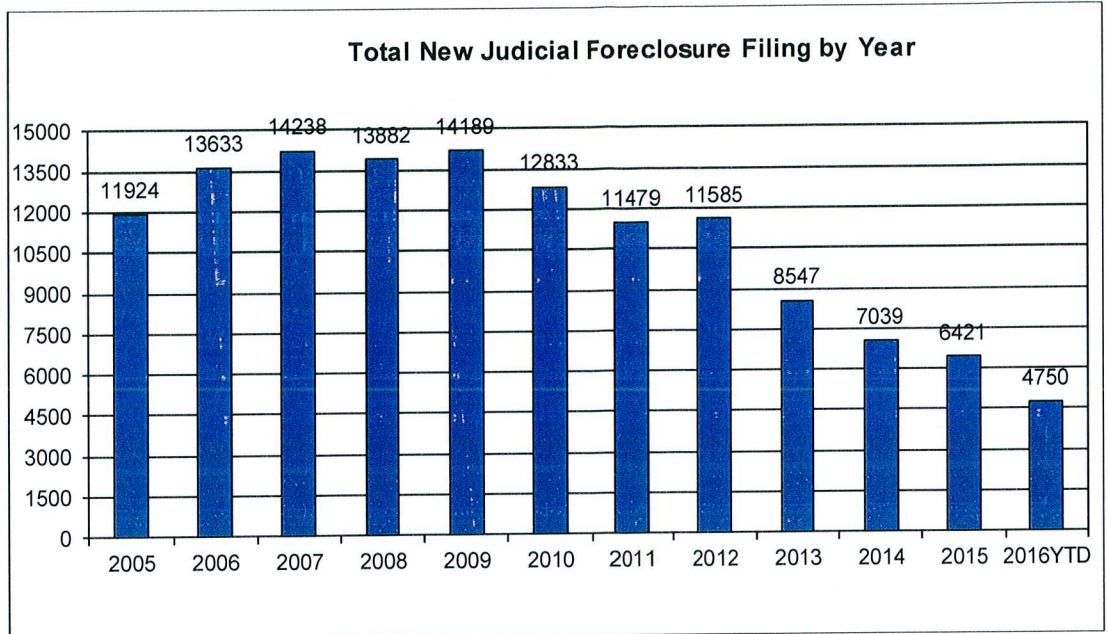
Month	# Filings
Jan-16	306
Feb-16	70
Mar-16	90
Apr-16	58
May-16	130
Jun-16	147
Jul-16	169
Aug-16	80
Sep-16	58
Oct-16	
Nov-16	
Dec-16	
Avg	123
Total	1108



CUYAHOGA COUNTY COMMON PLEAS COURT

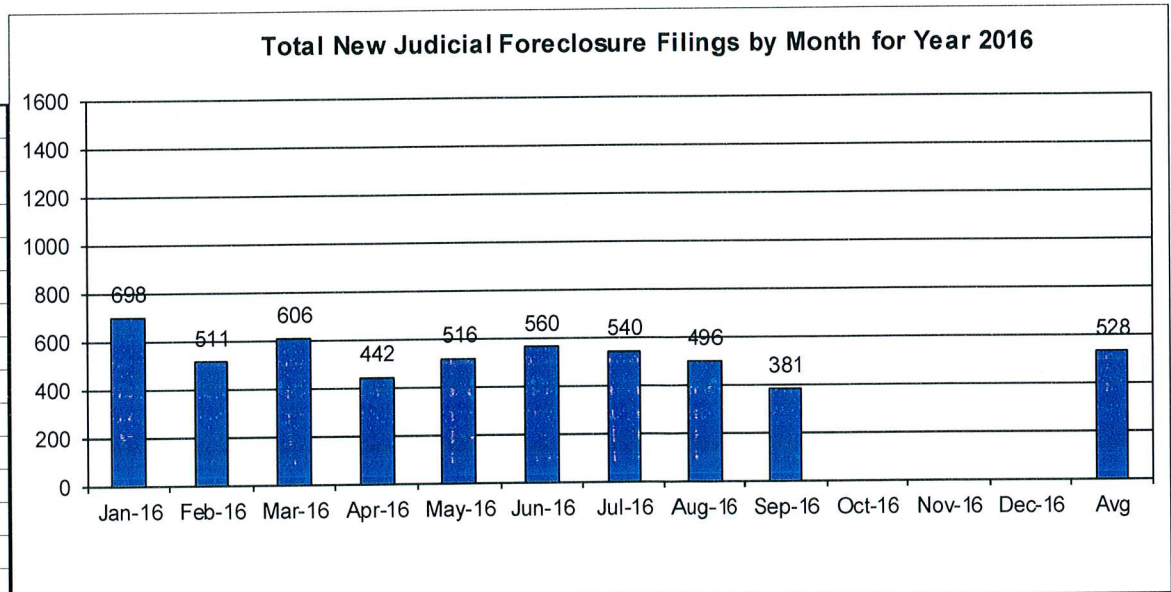
Total New Judicial Foreclosure Filings Years 2005 – 2016 YTD

Year	# Filings
2005	11924
2006	13633
2007	14238
2008	13882
2009	14189
2010	12833
2011	11479
2012	11585
2013	8547
2014	7039
2015	6421
2016 YTD	4750



Total New Judicial Foreclosure Filings by Month for Year 2016 YTD

Month	# Filings
Jan-16	698
Feb-16	511
Mar-16	606
Apr-16	442
May-16	516
Jun-16	560
Jul-16	540
Aug-16	496
Sep-16	381
Oct-16	
Nov-16	
Dec-16	
Avg	528
Total	4750



Magistrate's Monthly Reports

The Magistrates' Monthly Report consists of 5 reports. Below is a description of each.

Magistrate's Monthly Supplemental Journal Entry Report (R415)

Retrieves total number of supplemental entries and Decrees of Confirmation of Sheriff's sale created during a specific period. A supplemental entry is any journal created by a magistrate, which does not close out a case. For example, any magistrate's order (MG) setting a hearing, any journal entry (JE) ruling on a motion, journals confirming Sheriff's sales, etc.).

Magistrate's Full Disposition Count by Magistrate Report (R413)

Retrieves total number of cases disposed of during a specific period. The dispositions are grouped by Magistrate and then broken down by the type of disposition (i. e. Default, Dismissed with Prejudice, Dismissed without Prejudice, etc.) This report can be printed three different ways. Including tax cases (Full Dispositions), excluding tax cases (Non-Tax Dispositions), and Tax cases only (Tax Dispositions).

Magistrate's Monthly Cases Referred/Reinstated Report (R418)

Retrieves newly filed cases referred to the Magistrates Dept. and cases previously disposed by the Magistrates Dept. that are reinstated and re-referred to the magistrates. The cases are separated by Tax (filing code 1465; Tax Judicial Foreclosure & 1466; Tax Certificate Judicial Foreclosure) and Non-Tax (1460; Judicial Foreclosure Marsh. Of Lien, 1480; Partition, 1470; Quiet Title, misc. (i. e. 1391; Contract Other, etc.).

Magistrate's Monthly Hearing Totals Report (R3146)

Retrieves total number of hearings held during one month. The hearings are grouped by Magistrate and then broken down by what type hearing was held (i. e. Default, Pretrial, etc.).

Magistrate's Monthly Case Load Report (R3147)

Retrieves individual caseload totals for individual magistrates during a specific period. The cases are grouped by magistrate and then broken down by case type (i. e. tax judicial foreclosure, tax certificate judicial foreclosure and non-tax judicial foreclosure).

CUYAHOGA COUNTY COURT OF COMMON PLEAS

DATE: 10/11/2016
TIME: 9:39 AM

OFFICE OF THE MAGISTRATES
MAGISTRATE'S MONTHLY SUPPLEMENTALS BY CASE
REPORTING PERIOD: SEPTEMBER 2016

PAGE: 1
CMSR415D

SUPPLEMENTALS

AUGUSTYN	181
BAKER	323
BUCHA	213
DAY	295
DYKE	272
GAUNTNER	0
GONZALEZ	216
HIPPLEY	178
JACKSON A	233
JACKSON J	266
KLEIN	221
LUCAS	213
VOZAR	252
WEISS	250
UNACCOUNTED FOR	0

TOTAL 3113

CONFIRMATIONS

TOTAL 2

CUYAHOGA COUNTY COURT OF COMMON PLEAS

OFFICE OF THE MAGISTRATES

Full Disposition Count by Magistrate

REPORTING PERIOD: FROM 09/01/2016 TO 09/30/2016

DATE: 10/11/2016

TIME: 9:40 AM

PAGE: 1

CMSR413

MagID	Dispose Type	Tax Cert.	Tax Treas.	Total
KCA				
	Bank	1	0	4
	Def	1	0	19
	Dism	1	0	6
	Ref. Vacate	0	0	0
	Court Trial	0	0	0
	Other	1	4	8
	<u>MAG'S TOTAL</u>	4	4	<u>37</u>

Decrees	452
Defaults	305
Other	147
Court Trial	0
Dismissals	174
Bankruptcy	35
Ref. Vacated	0
Grand Total	661

GDB				
	Bank	0	0	5
	Def	7	0	51
	Dism	1	0	14
	Ref. Vacate	0	0	0
	Court Trial	0	0	0
	Other	1	4	15
	<u>MAG'S TOTAL</u>	9	4	<u>85</u>

SMB				
	Bank	0	1	1
	Def	4	0	13
	Dism	0	0	13
	Ref. Vacate	0	0	0
	Court Trial	0	0	0
	Other	0	6	7
	<u>MAG'S TOTAL</u>	4	7	<u>34</u>

CED				
	Bank	0	0	2
	Def	5	0	18
	Dism	1	1	18
	Ref. Vacate	0	0	0
	Court Trial	0	0	0
	Other	1	9	17
	<u>MAG'S TOTAL</u>	7	10	<u>55</u>

JTD				
	Bank	0	0	1
	Def	2	0	17
	Dism	2	1	17
	Ref. Vacate	0	0	0
	Court Trial	0	0	0
	Other	1	4	7
	<u>MAG'S TOTAL</u>	5	5	<u>42</u>

TG				
	Bank	0	1	3
	Def	3	0	18
	Dism	1	0	14
	Ref. Vacate	0	0	0
	Court Trial	0	0	0
	Other	0	0	4
	<u>MAG'S TOTAL</u>	4	1	<u>39</u>

KH				
	Bank	0	0	0
	Def	6	7	37
	Dism	0	1	14
	Ref. Vacate	0	0	0
	Court Trial	0	0	0
	Other	3	0	9
	<u>MAG'S TOTAL</u>	9	8	<u>60</u>

ARJ				
	Bank	1	0	3
	Def	3	0	19
	Dism	2	0	14

CUYAHOGA COUNTY COURT OF COMMON PLEAS

OFFICE OF THE MAGISTRATES

Full Disposition Count by Magistrate

REPORTING PERIOD: FROM 09/01/2016 TO 09/30/2016

DATE: 10/11/2016

PAGE: 2

TIME: 9:40 AM

CMSR413

MagID	Dispose Type	Tax Cert.	Tax Treas.	Total
	Ref. Vacate	0	0	0
	Court Trial	0	0	0
	Other	0	4	12
MAG'S TOTAL		6	4	<u>48</u>

JLJ				
	Bank	0	0	2
	Def	0	0	13
	Dism	0	2	5
	Ref. Vacate	0	0	0
	Court Trial	0	0	0
	Other	0	6	12
MAG'S TOTAL		0	8	<u>32</u>

MK				
	Bank	0	2	5
	Def	3	0	18
	Dism	3	2	16
	Ref. Vacate	0	0	0
	Court Trial	0	0	0
	Other	0	3	9
MAG'S TOTAL		6	7	<u>48</u>

PL				
	Bank	0	1	2
	Def	11	0	45
	Dism	2	2	10
	Ref. Vacate	0	0	0
	Court Trial	0	0	0
	Other	1	25	29
MAG'S TOTAL		14	28	<u>86</u>

TJV				
	Bank	2	0	4
	Def	2	0	8
	Dism	1	0	16
	Ref. Vacate	0	0	0
	Court Trial	0	0	0
	Other	0	2	11
MAG'S TOTAL		5	2	<u>39</u>

CW				
	Bank	0	0	3
	Def	6	0	29
	Dism	0	3	17
	Ref. Vacate	0	0	0
	Court Trial	0	0	0
	Other	1	4	7
MAG'S TOTAL		7	7	<u>56</u>

CUYAHOGA COUNTY COURT OF COMMON PLEAS

DATE: 10/11/2016
 TIME: 09:40 AM

OFFICE OF THE MAGISTRATES
 MAGISTRATE'S MONTHLY REF/REIN CASES
 FROM 09/01/2016 TO 09/30/2016

CMSR418

MAGISTRATE	NEW REFERRALS				REINSTATED			
	Tax Treas.	Tax Cert.	Non-Tax	Total	Tax Treas.	Tax Cert.	Non-Tax	Total
<u>AUGUSTYN/KEVIN/C</u>	1	0	19	20	0	0	1	1
<u>BAKER/GAIL/D</u>	6	2	27	35	0	0	3	3
<u>BUCHA/STEPHEN/M</u>	1	0	15	16	1	0	2	3
<u>DAY/CHRISTOPHER/E</u>	4	0	23	27	1	0	0	1
<u>DYKE/JOHN/T</u>	3	1	24	28	0	0	1	1
<u>GONZALEZ/TRACEY/</u>	2	0	27	29	0	0	0	0
<u>HIPPLEY/KEVIN/</u>	4	0	24	28	0	1	1	2
<u>JACKSON A/AMY/R</u>	4	0	27	31	0	0	0	0
<u>JACKSON J/JIM/L</u>	5	0	27	32	0	1	1	2
<u>KLEIN/MONICA/</u>	6	1	22	29	0	0	2	2
<u>LUCAS/PAUL/</u>	1	0	30	31	0	0	3	3
<u>VOZAR/THOMAS/J</u>	5	0	28	33	0	0	5	5
<u>WEISS/CAROL/</u>	8	0	24	32	0	1	0	1
<u>TOTAL</u>	50	4	317	371	2	3	19	24
<u>COMBINED TOTAL</u>	395							

CUYAHOGA COUNTY COURT OF COMMON PLEAS

OFFICE OF THE MAGISTRATES MAG MONTHLY HEARING TOTALS Reporting Period: September 2016

DATE: 10/11/2016
TIME: 09:41 AM

PAGE: 1
CMSR3146

Monthly Hearing Total 601

AUGUSTYN	
Default Hearings	15
Tax Hearings	6
Pretrials	10
<hr/>	
TOTAL:	31
BAKER	
Default Hearings	33
Tax Hearings	4
Pretrials	3
<hr/>	
TOTAL:	40
BUCHA	
Default Hearings	10
Tax Hearings	4
Pretrials	20
<hr/>	
TOTAL:	34
DAY	
Default Hearings	34
Tax Hearings	6
Pretrials	9
<hr/>	
TOTAL:	49
DYKE	
Default Hearings	15
Tax Hearings	3
Pretrials	9
<hr/>	
TOTAL:	27
GONZALEZ	
Default Hearings	23
Tax Hearings	11
Pretrials	4
<hr/>	
TOTAL:	38
HIPPLEY	
Default Hearings	27
Tax Hearings	9
Pretrials	4
<hr/>	
TOTAL:	40
JACKSON A	
Default Hearings	28
Tax Hearings	13
Pretrials	23
<hr/>	
TOTAL:	64
JACKSON J	
Default Hearings	49
Tax Hearings	11
Pretrials	12
<hr/>	
TOTAL:	72
KLEIN	
Default Hearings	28
Tax Hearings	7
Pretrials	5
<hr/>	

CUYAHOGA COUNTY COURT OF COMMON PLEAS

OFFICE OF THE MAGISTRATES

MAG MONTHLY HEARING TOTALS

Reporting Period: September 2016

DATE: 10/11/2016
TIME: 09:41 AM

PAGE: 2
CMSR3146

TOTAL:	40
LUCAS	
Default Hearings	23
Tax Hearings	11
Pretrials	17
<hr/>	
TOTAL:	51
VOZAR	
Default Hearings	34
Tax Hearings	4
Pretrials	25
<hr/>	
TOTAL:	63
WEISS	
Default Hearings	29
Tax Hearings	12
Pretrials	11
<hr/>	
TOTAL:	52

CUYAHOGA COUNTY COURT OF COMMON PLEAS

DATE: 10/11/2016
 TIME: 9:41 AM

Office of the Magistrates
 Magistrate's Monthly Case Load
 MONTH: SEPTEMBER 2016

PAGE: 1
 CMSR3147

Magistrate Name	Non Tax Total	Tax Cert.	Tax Treas.	Total Tax	Total Cases
AUGUSTYN	109	10	24	34	143
BAKER	198	22	52	74	272
BUCHA	120	9	24	33	153
DAY	167	18	29	47	214
DYKE	163	24	44	68	231
GONZALEZ	225	18	63	81	306
HIPPLEY	230	29	46	75	305
JACKSON A	254	29	68	97	351
JACKSON J	238	31	47	78	316
KLEIN	214	20	59	79	293
LUCAS	270	38	67	105	375
VOZAR	300	29	48	77	377
WEISS	201	29	73	102	303
Non Tax Total:	2689	Cert.Tax Total: 306	Tax Treas. Total: 644	Total Tax: 950	Total Cases: 3639

Report CMSR1062 - Judicial Foreclosure Statistics by Judge

Report CMSR1062 provides a list of judicial foreclosure case activity for each Judge. The report identifies how many cases were pending at the beginning of the period. The new cases filed and cases that were transferred in or reactivated are added to the number pending at the beginning of the period. It then shows the type and number of terminations for the period. The total terminations are subtracted from the total pending which provides the pending at the end of the period.

CUYAHOGA COUNTY COURT OF COMMON PLEAS

DATE: 10/11/2016
TIME: 09:36 AM

Foreclosure Statistics by Judge
Reporting Period: September 2016

PAGE: 1
CMSR1062

Judge							
AMBROSE, DICK							
Pending at Beg of Period			New Cases Filed		Cases Transferred In / Reactivated		Total
85			14		3		102
Terminations							
Bankruptcy	0	Default	9	RefVacated	0	Court Trial	0
					2	Dismiss	2
						Other	8
							Total
							19
							Total Pending at End of Period
							83
ASTRAB, MICHAEL							
Pending at Beg of Period			New Cases Filed		Cases Transferred In / Reactivated		Total
142			12		9		163
Terminations							
Bankruptcy	2	Default	16	RefVacated	0	Court Trial	0
						Dismiss	4
						Other	10
							Total
							32
							Total Pending at End of Period
							131
BARKER, PAMELA A							
Pending at Beg of Period			New Cases Filed		Cases Transferred In / Reactivated		Total
158			13		4		175
Terminations							
Bankruptcy	1	Default	11	RefVacated	0	Court Trial	0
						Dismiss	5
						Other	12
							Total
							29
							Total Pending at End of Period
							146
BURNSIDE, JANET R							
Pending at Beg of Period			New Cases Filed		Cases Transferred In / Reactivated		Total
127			12		2		141
Terminations							
Bankruptcy	0	Default	0	RefVacated	0	Court Trial	0
						Dismiss	4
						Other	1
							Total
							5
							Total Pending at End of Period
							136
CALABRESE, DEENA R							
Pending at Beg of Period			New Cases Filed		Cases Transferred In / Reactivated		Total
116			5		1		122
Terminations							
Bankruptcy	2	Default	8	RefVacated	0	Court Trial	0
						Dismiss	5
						Other	9
							Total
							24
							Total Pending at End of Period
							98
CLANCY, MAUREEN							
Pending at Beg of Period			New Cases Filed		Cases Transferred In / Reactivated		Total
115			12		3		130
Terminations							
Bankruptcy	1	Default	7	RefVacated	0	Court Trial	0
						Dismiss	4
						Other	7
							Total
							19
							Total Pending at End of Period
							111
COLLIER-WILLIAMS, CASSANDRA							
Pending at Beg of Period			New Cases Filed		Cases Transferred In / Reactivated		Total
120			11		8		139
Terminations							
Bankruptcy	1	Default	6	RefVacated	0	Court Trial	0
						Dismiss	0
						Other	8
							Total
							15
							Total Pending at End of Period
							124
CORRIGAN, BRIAN J							

CUYAHOGA COUNTY COURT OF COMMON PLEAS

DATE: 10/11/2016
TIME: 09:36 AM

Foreclosure Statistics by Judge
Reporting Period: September 2016

PAGE: 2
CMSR1062

Judge							
	Pending at Beg of Period		New Cases Filed	Cases Transferred In / Reactivated			Total
	119		8	4			131
Terminations							
	Bankruptcy	Default	RefVacated	Court Trial	Dismiss	Other	Total
	1	7	0	0	8	7	23
Total Pending at End of Period							108
CORRIGAN, PETER J							
	Pending at Beg of Period		New Cases Filed	Cases Transferred In / Reactivated			Total
	93		12	6			111
Terminations							
	Bankruptcy	Default	RefVacated	Court Trial	Dismiss	Other	Total
	0	3	0	0	4	7	14
Total Pending at End of Period							97
DONNELLY, MICHAEL P							
	Pending at Beg of Period		New Cases Filed	Cases Transferred In / Reactivated			Total
	128		11	7			146
Terminations							
	Bankruptcy	Default	RefVacated	Court Trial	Dismiss	Other	Total
	1	12	0	0	7	6	26
Total Pending at End of Period							120
FRIEDLAND, CAROLYN B							
	Pending at Beg of Period		New Cases Filed	Cases Transferred In / Reactivated			Total
	119		15	6			140
Terminations							
	Bankruptcy	Default	RefVacated	Court Trial	Dismiss	Other	Total
	2	5	0	0	7	14	28
Total Pending at End of Period							112
FRIEDMAN, STUART A							
	Pending at Beg of Period		New Cases Filed	Cases Transferred In / Reactivated			Total
	130		14	5			149
Terminations							
	Bankruptcy	Default	RefVacated	Court Trial	Dismiss	Other	Total
	0	14	0	0	6	13	33
Total Pending at End of Period							116
FUERST, NANCY A							
	Pending at Beg of Period		New Cases Filed	Cases Transferred In / Reactivated			Total
	130		10	2			142
Terminations							
	Bankruptcy	Default	RefVacated	Court Trial	Dismiss	Other	Total
	3	4	0	0	1	11	19
Total Pending at End of Period							123
GALL, STEVEN E							
	Pending at Beg of Period		New Cases Filed	Cases Transferred In / Reactivated			Total
	118		13	6			137
Terminations							
	Bankruptcy	Default	RefVacated	Court Trial	Dismiss	Other	Total
	1	9	0	0	3	6	19
Total Pending at End of Period							118
GALLAGHER, HOLLIE L							

CUYAHOGA COUNTY COURT OF COMMON PLEAS

DATE: 10/11/2016
TIME: 09:36 AM

Foreclosure Statistics by Judge
Reporting Period: September 2016

PAGE: 3
CMSR1062

Judge							
	Pending at Beg of Period		New Cases Filed	Cases Transferred In / Reactivated			Total
	99		8	3			110
Terminations	Bankruptcy	Default	RefVacated	Court Trial	Dismiss	Other	Total
	1	7	0	0	8	9	25
Total Pending at End of Period							85
GALLAGHER, SHANNON M							
	Pending at Beg of Period		New Cases Filed	Cases Transferred In / Reactivated			Total
	158		11	3			172
Terminations	Bankruptcy	Default	RefVacated	Court Trial	Dismiss	Other	Total
	0	20	0	0	4	12	36
Total Pending at End of Period							136
GAUL, DANIEL							
	Pending at Beg of Period		New Cases Filed	Cases Transferred In / Reactivated			Total
	141		17	9			167
Terminations	Bankruptcy	Default	RefVacated	Court Trial	Dismiss	Other	Total
	0	1	0	0	11	8	20
Total Pending at End of Period							147
JACKSON, MICHAEL E							
	Pending at Beg of Period		New Cases Filed	Cases Transferred In / Reactivated			Total
	125		10	5			140
Terminations	Bankruptcy	Default	RefVacated	Court Trial	Dismiss	Other	Total
	1	7	0	0	3	5	16
Total Pending at End of Period							124
MATIA, DAVID T							
	Pending at Beg of Period		New Cases Filed	Cases Transferred In / Reactivated			Total
	119		14	2			135
Terminations	Bankruptcy	Default	RefVacated	Court Trial	Dismiss	Other	Total
	1	18	0	0	3	6	28
Total Pending at End of Period							107
MCCLELLAND, ROBERT C							
	Pending at Beg of Period		New Cases Filed	Cases Transferred In / Reactivated			Total
	108		14	3			125
Terminations	Bankruptcy	Default	RefVacated	Court Trial	Dismiss	Other	Total
	2	12	0	0	3	10	27
Total Pending at End of Period							98
MCCORMICK, TIMOTHY							
	Pending at Beg of Period		New Cases Filed	Cases Transferred In / Reactivated			Total
	99		7	4			110
Terminations	Bankruptcy	Default	RefVacated	Court Trial	Dismiss	Other	Total
	3	9	0	0	3	5	20
Total Pending at End of Period							90
MCDONNELL, NANCY R							

CUYAHOGA COUNTY COURT OF COMMON PLEAS

DATE: 10/11/2016
TIME: 09:36 AM

Foreclosure Statistics by Judge
Reporting Period: September 2016

PAGE: 4
CMSR1062

Judge							
	Pending at Beg of Period		New Cases Filed	Cases Transferred In / Reactivated			Total
	124		11	3			138
Terminations							
	Bankruptcy	Default	RefVacated	Court Trial	Dismiss	Other	Total
	1	11	0	0	10	6	28
	Total Pending at End of Period						110
MCMONAGLE, MATTHEW A							
	Pending at Beg of Period		New Cases Filed	Cases Transferred In / Reactivated			Total
	109		11	2			122
Terminations							
	Bankruptcy	Default	RefVacated	Court Trial	Dismiss	Other	Total
	1	6	0	0	3	9	19
	Total Pending at End of Period						103
O'DONNELL, JOHN P							
	Pending at Beg of Period		New Cases Filed	Cases Transferred In / Reactivated			Total
	110		8	3			121
Terminations							
	Bankruptcy	Default	RefVacated	Court Trial	Dismiss	Other	Total
	1	3	0	0	8	9	21
	Total Pending at End of Period						100
RUSSO, JOHN J							
	Pending at Beg of Period		New Cases Filed	Cases Transferred In / Reactivated			Total
	53		6	3			62
Terminations							
	Bankruptcy	Default	RefVacated	Court Trial	Dismiss	Other	Total
	0	4	0	0	5	4	13
	Total Pending at End of Period						49
RUSSO, JOSEPH D							
	Pending at Beg of Period		New Cases Filed	Cases Transferred In / Reactivated			Total
	144		14	4			162
Terminations							
	Bankruptcy	Default	RefVacated	Court Trial	Dismiss	Other	Total
	1	14	0	0	7	8	30
	Total Pending at End of Period						132
RUSSO, MICHAEL J							
	Pending at Beg of Period		New Cases Filed	Cases Transferred In / Reactivated			Total
	151		11	2			164
Terminations							
	Bankruptcy	Default	RefVacated	Court Trial	Dismiss	Other	Total
	2	5	0	0	4	16	27
	Total Pending at End of Period						137
RUSSO, NANCY MARGARET							
	Pending at Beg of Period		New Cases Filed	Cases Transferred In / Reactivated			Total
	91		9	0			100
Terminations							
	Bankruptcy	Default	RefVacated	Court Trial	Dismiss	Other	Total
	0	6	0	0	7	3	16
	Total Pending at End of Period						84
SAFFOLD, SHIRLEY STRICKLAND							

CUYAHOGA COUNTY COURT OF COMMON PLEAS

DATE: 10/11/2016
TIME: 09:36 AM

Foreclosure Statistics by Judge
Reporting Period: September 2016

PAGE: 5
CMSR1062

Judge							
	Pending at Beg of Period		New Cases Filed		Cases Transferred In / Reactivated		Total
	134		11		6		151
Terminations	Bankruptcy	Default	RefVacated	Court Trial	Dismiss	Other	Total
	3	24	0	0	4	15	46
	Total Pending at End of Period						105
SHEEHAN, BRENDAN J							
	Pending at Beg of Period		New Cases Filed		Cases Transferred In / Reactivated		Total
	118		15		7		140
Terminations	Bankruptcy	Default	RefVacated	Court Trial	Dismiss	Other	Total
	1	8	0	0	5	7	21
	Total Pending at End of Period						119
SUTULA, JOHN D							
	Pending at Beg of Period		New Cases Filed		Cases Transferred In / Reactivated		Total
	127		9		4		140
Terminations	Bankruptcy	Default	RefVacated	Court Trial	Dismiss	Other	Total
	0	15	0	0	3	7	25
	Total Pending at End of Period						115
SUTULA, KATHLEEN ANN							
	Pending at Beg of Period		New Cases Filed		Cases Transferred In / Reactivated		Total
	104		11		5		120
Terminations	Bankruptcy	Default	RefVacated	Court Trial	Dismiss	Other	Total
	1	10	0	0	7	9	27
	Total Pending at End of Period						93
SYNENBERG, JOAN							
	Pending at Beg of Period		New Cases Filed		Cases Transferred In / Reactivated		Total
	115		11		8		134
Terminations	Bankruptcy	Default	RefVacated	Court Trial	Dismiss	Other	Total
	1	9	0	0	8	11	29
	Total Pending at End of Period						105
VILLANUEVA, JOSE A							
	Pending at Beg of Period		New Cases Filed		Cases Transferred In / Reactivated		Total
	125		11		3		139
Terminations	Bankruptcy	Default	RefVacated	Court Trial	Dismiss	Other	Total
	0	4	0	0	1	13	18
	Total Pending at End of Period						121

Monthly Summary

MONTHLY SUMMARY

September 2016

NAME	PEND	ASSIGNED			TRIALS						DISP	PENDING				+	-
		CV	CR	TOT	JURY			COURT				CV	FR	CR	TOT		
Dick Ambrose	426	45	27	72	0	0	0	0	0	0	93	220	81	104	405	+ 21	
Michael K. Astrab	493	53	33	86	0	0	0	0	0	0	97	226	131	125	482	+ 11	
Pamela A. Barker	458	51	19	70	0	0	0	0	0	0	96	194	146	92	432	+ 26	
Janet R. Burnside	457	49	35	84	0	1	1	1	0	1	53	244	133	111	488	- 31	
Deena R. Calabrese	427	45	36	81	1	0	1	0	0	0	93	217	98	100	415	+ 12	
Maureen Clancy	365	47	27	74	0	0	0	0	0	0	74	181	111	73	365	0	
Cassandra Collier-Willia	409	49	36	85	0	0	0	0	1	1	91	157	123	123	403	+ 6	
Brian J. Corrigan	498	46	35	81	0	2	2	0	0	0	86	272	107	114	493	+ 5	
Peter J. Corrigan	433	48	37	85	0	0	0	0	0	0	88	219	97	114	430	+ 3	
Michael P. Donnelly	415	48	26	74	0	1	1	0	1	1	92	182	120	95	397	+ 18	
Carolyn B. Friedland	444	53	27	80	0	0	0	0	0	0	79	215	112	118	445	- 1	
Stuart A. Friedman	425	50	33	83	1	0	1	0	0	0	94	187	115	112	414	+ 11	
Nancy A. Fuerst	397	44	25	69	0	0	0	0	0	0	78	198	123	67	388	+ 9	
Steven E. Gall	423	52	28	80	0	0	0	0	0	0	69	188	118	128	434	- 11	
Hollie L. Gallagher	375	49	23	72	0	0	0	0	0	0	84	195	85	83	363	+ 12	
Shannon M. Gallagher	508	45	24	69	0	0	0	0	1	1	111	231	135	100	466	+ 42	
Daniel Gaul	486	58	35	93	0	0	0	0	1	1	95	214	147	123	484	+ 2	
Michael E Jackson	492	52	35	87	1	2	3	0	1	1	86	206	124	163	493	- 1	
David T. Matia	417	51	31	82	1	0	1	0	0	0	91	198	106	104	408	+ 9	
Robert C. McClelland	559	43	45	88	0	0	0	0	1	1	105	264	98	180	542	+ 17	
Timothy McCormick	377	46	29	75	1	0	1	0	0	0	69	213	86	84	383	- 6	
Nancy R. McDonnell	387	47	29	76	0	0	0	0	0	0	90	175	110	88	373	+ 14	
Matthew A McMonagle	384	43	30	73	0	1	1	0	2	2	98	147	99	113	359	+ 25	
John P. O'Donnell	449	50	27	77	0	0	0	0	0	0	72	245	100	109	454	- 5	
John J. Russo	183	23	0	23	0	0	0	0	0	0	44	106	48	8	162	+ 21	
Joseph D. Russo	491	51	23	74	0	0	0	0	0	0	97	200	132	136	468	+ 23	
Michael J. Russo	393	49	31	80	0	0	0	0	0	0	81	179	137	76	392	+ 1	
Nancy Margaret Russo	271	42	30	72	0	0	0	0	0	0	77	111	84	71	266	+ 5	
Shirley Strickland Saffold	456	54	26	80	0	0	0	0	0	0	108	206	104	118	428	+ 28	
Brendan J. Sheehan	346	49	22	71	1	0	1	0	0	0	85	144	119	69	332	+ 14	
John D. Sutula	551	46	26	72	0	0	0	0	0	0	103	261	114	145	520	+ 31	
Kathleen Ann Sutula	360	51	24	75	0	0	0	0	0	0	99	164	92	80	336	+ 24	
Joan Synenberg	414	50	34	84	0	0	0	0	0	0	83	209	104	102	415	- 1	
José A. Villanueva	508	50	31	81	0	0	0	0	1	1	97	230	121	141	492	+ 16	
TOTALS	14477	1629	979	2608	6	7	13	1	9	10	2958	6798	3760	3569	14127	+ 350	

Year to Date Summary

SUMMARY FOR THE COURT

January - September 2016

NAME	PEND	ASSIGNED			TRIALS						DISP	PENDING				+ -
		CV	CR	TOT	JURY			COURT				CV	FR	CR	TOT	
Dick Ambrose	435	460	281	741	1	8	9	1	3	4	771	220	81	104	405	+ 30
Michael K. Astrab	485	473	276	749	0	2	2	0	2	2	752	226	131	125	482	+ 3
Pamela A. Barker	426	480	256	736	1	3	4	1	1	2	730	194	146	92	432	- 6
Janet R. Burnside	436	456	281	737	0	13	13	2	4	6	685	244	133	111	488	- 52
Deena R. Calabrese	453	475	282	757	2	7	9	0	1	1	795	217	98	100	415	+ 38
Maureen Clancy	374	491	269	760	1	3	4	0	1	1	769	181	111	73	365	+ 9
Cassandra Collier-Willia	456	483	297	780	0	4	4	0	4	4	833	157	123	123	403	+ 53
Brian J. Corrigan	483	458	284	742	1	8	9	0	9	9	732	272	107	114	493	- 10
Peter J. Corrigan	466	462	285	747	2	4	6	3	0	3	783	219	97	114	430	+ 36
Michael P. Donnelly	426	481	286	767	0	6	6	0	3	3	796	182	120	95	397	+ 29
Carolyn B. Friedland	483	464	285	749	1	1	2	0	2	2	787	215	112	118	445	+ 38
Stuart A. Friedman	450	450	273	723	1	0	1	1	1	2	759	187	115	112	414	+ 36
Nancy A. Fuerst	432	459	262	721	0	3	3	0	0	0	765	198	123	67	388	+ 44
Steven E. Gall	429	473	316	789	0	6	6	0	2	2	784	188	118	128	434	- 5
Hollie L. Gallagher	374	485	230	715	0	2	2	0	2	2	726	195	85	83	363	+ 11
Shannon M. Gallagher	427	467	275	742	0	3	3	0	4	4	703	231	135	100	466	- 39
Daniel Gaul	513	482	313	795	1	7	8	2	1	3	824	214	147	123	484	+ 29
Michael E. Jackson	517	470	366	836	3	9	12	2	7	9	860	206	124	163	493	+ 24
David T. Matia	439	462	308	770	1	5	6	0	0	0	801	198	106	104	408	+31
Robert C. McClelland	511	464	351	815	3	0	3	2	5	7	784	264	98	180	542	- 31
Timothy McCormick	361	461	272	733	2	5	7	0	2	2	711	213	86	84	383	- 22
Nancy R. McDonnell	393	459	234	693	2	7	9	0	2	2	713	175	110	88	373	+ 20
Matthew A. McMonagle	391	444	271	715	1	2	3	1	7	8	747	147	99	113	359	+ 32
John P. O'Donnell	438	476	249	725	3	3	6	3	2	5	709	245	100	109	454	- 16
John J. Russo	177	248	78	326	1	0	1	0	0	0	341	106	48	8	162	+ 15
Joseph D. Russo	461	474	278	752	0	5	5	1	3	4	745	200	132	136	468	- 7
Michael J. Russo	404	464	238	702	1	3	4	0	1	1	714	179	137	76	392	+ 12
Nancy Margaret Russo	238	473	262	735	3	1	4	0	7	7	707	111	84	71	266	- 28
Shirley Strickland Saffold	415	485	281	766	0	7	7	0	4	4	753	206	104	118	428	- 13
Brendan J. Sheehan	361	463	248	711	4	8	12	0	2	2	740	144	119	69	332	+ 29
John D. Sutula	575	457	323	780	2	2	4	1	8	9	835	261	114	145	520	+ 55
Kathleen Ann Sutula	372	483	266	749	1	6	7	0	0	0	785	164	92	80	336	+ 36
Joan Synenberg	416	483	290	773	1	4	5	0	1	1	774	209	104	102	415	+ 1
José A. Villanueva	486	459	315	774	3	6	9	0	3	3	768	230	121	141	492	- 6
TOTALS	14503	15724	9381	25105	42	153	195	20	94	114	25481	6798	3760	3569	14127	+ 376

Corrections/Adjustments