



CUYAHOGA COUNTY COMMON PLEAS COURT

***Statistics Report
January 2017***

***John J. Russo
Administrative and Presiding Judge***

TABLE OF CONTENTS

Criminal Statistics

Newly Filed, Re-Activated and Transferred in Cases _____	4
Yearly Criminal Terminations _____	5
Pending Criminal Cases End of Period _____	6
Clearance Rate _____	7
Arrest to Disposition Timeline _____	8
Average Arrest to Disposition Timeline (Jail Cases) _____	9
Average Arrest to Disposition Timeline (Non-Jail Cases) _____	10
Average Arrest to Disposition Timeline (Jail and Non-Jail Cases) _____	11
Yearly Average Arrest to Disposition Timeline _____	12
Indictments and Informations Filed With the Clerk of Courts _____	13
Bail Case Arraignment Activity _____	14
Overall Arraignment Statistics _____	15

Foreclosure Statistics

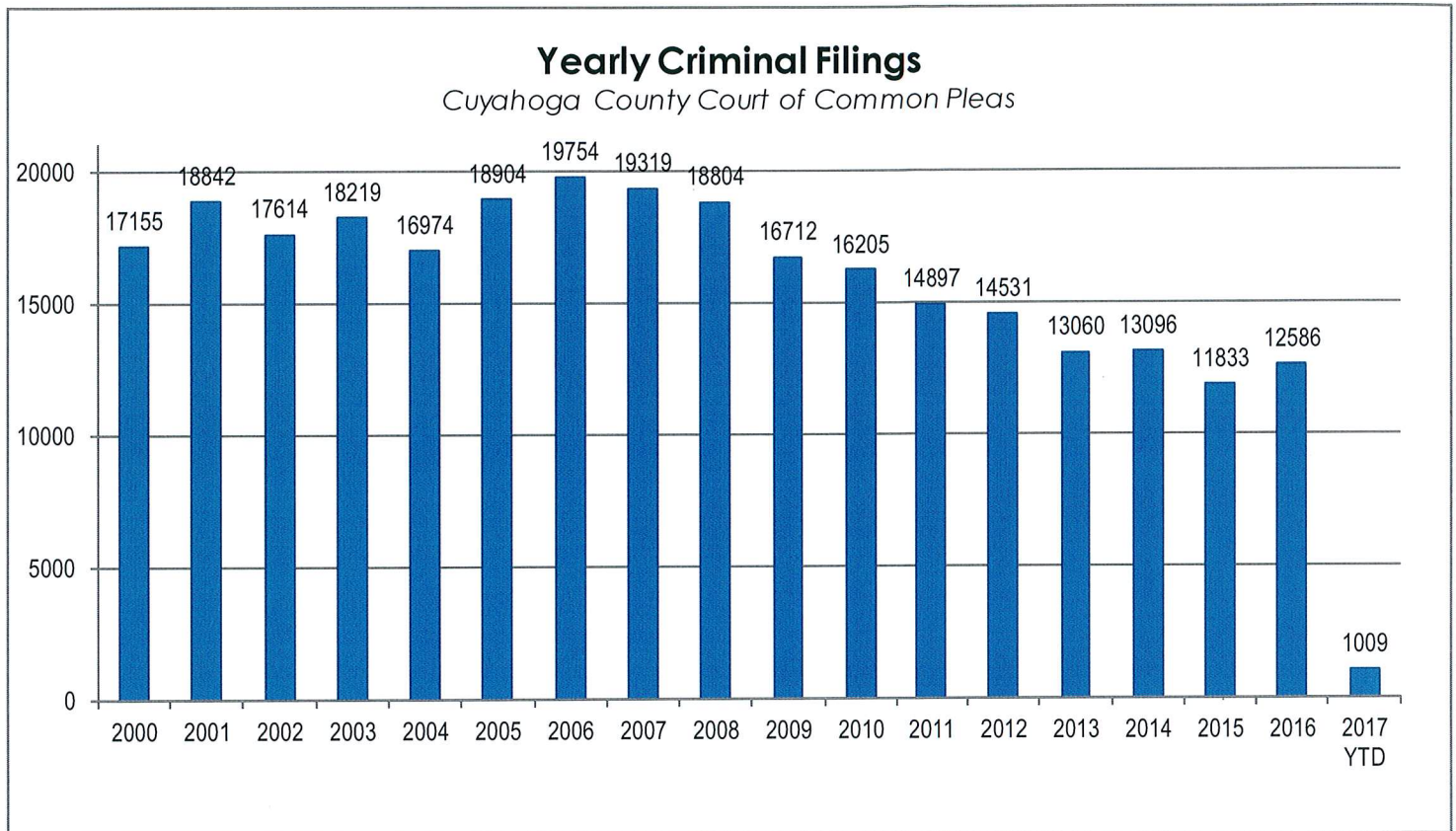
Total Pending Judicial Foreclosure Cases Referred to Magistrates _____	17
Total Pending Tax Lien & Certificate Cases Referred to Magistrates _____	18
Percentage of Pending Judicial Foreclosure Cases By Filing Year _____	19
Judicial Foreclosure Clearance Rate Year 2017 _____	20
Avg. Number of Days to Disp. (Excl. Bank. Stays & Tax Lien & Tax Cert.) _____	21
Avg. Number of Days to Disp. (Excl. Bank. Stays & Incl. Tax Lien & Tax Cert.) _____	22
Total New Judicial Foreclosure Filings _____	23
New Marsh of Lien/Quiet Title/Partition Case Filings for Years 2005 – 2017 YTD _____	24
New Marsh of Lien/Quiet Title/Partition Case Filings by month for 2017 YTD _____	24
New Tax Lien & Certificate Filings for Years 2005 – 2017 YTD _____	25
New Tax Lien & Certificate Filings by Month for Year 2017 YTD _____	25
Total New Judicial Foreclosure Filings Years 2005 – 2017 YTD _____	26
Total New Judicial Foreclosure Filings by Month for Year 2017 YTD _____	26
Magistrate's Monthly Reports _____	27
Report CMSR1062 - Judicial Foreclosure Statistics by Judge _____	35
Monthly Summary _____	41
Year to Date Summary _____	43
Corrections/Adjustments _____	45

Criminal Case Statistics

CUYAHOGA COUNTY COMMON PLEAS COURT

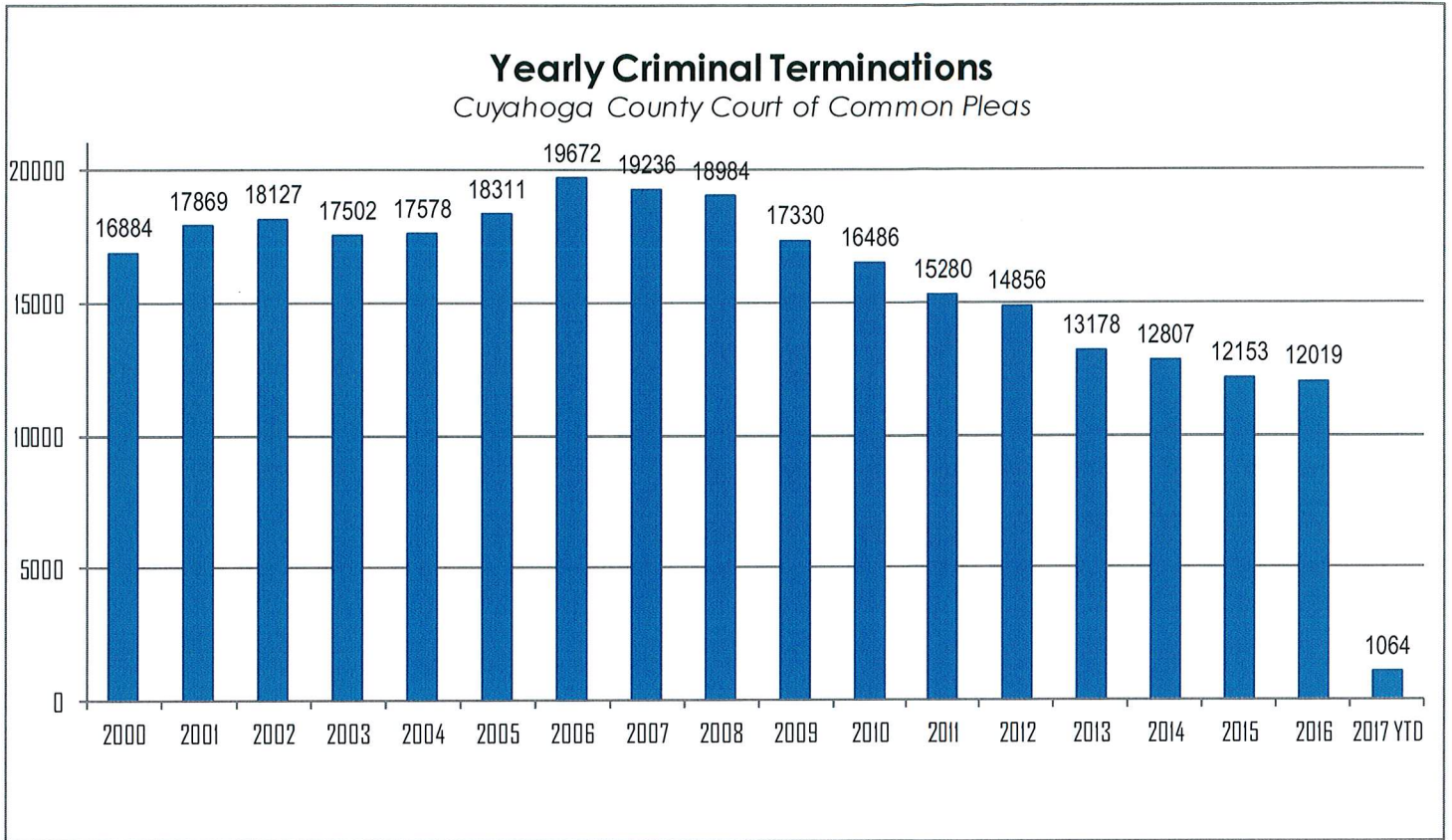
Newly Filed, Re-Activated and Transferred in Cases

The following chart is a representation of all filed cases in Cuyahoga County Court of Common Pleas from 2000 – January 2017. Newly filed cases are defined as having been arraigned and assigned to a Judge. Re-activated cases are defined as cases where a defendant was unavailable for trial and has now become ready to proceed. Transferred cases are defined as cases moved from one judge's docket to another. This could be due to re-assignment to a Mental Health Judge or after additional information indicates that by Court rule, the case should have been assigned to another Judge.



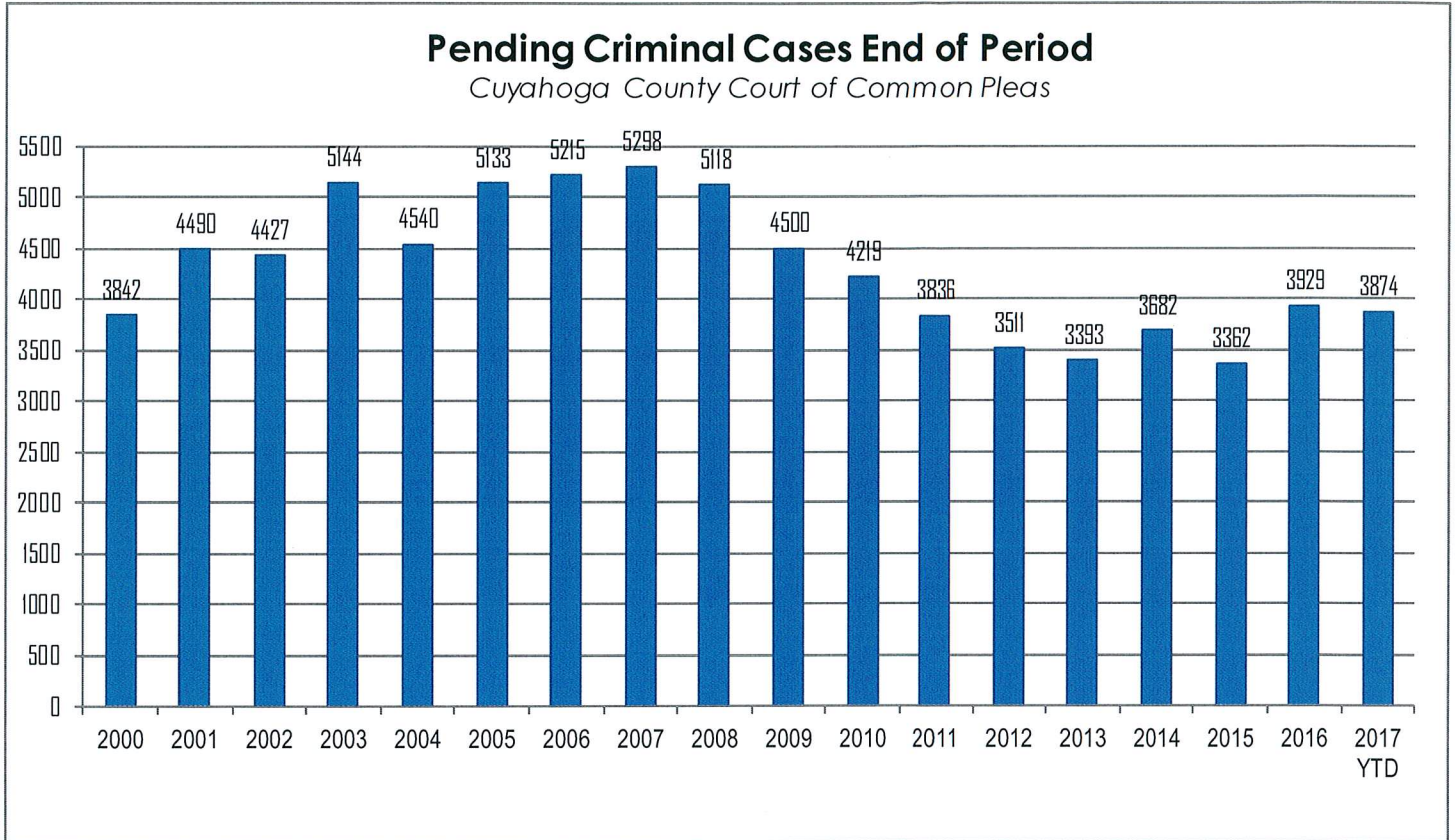
Yearly Criminal Terminations

The following chart represents cases that have been terminated by the court from 2000 – January 2017. These cases have been terminated either by trial; plea, dismissal or a defendant is unavailable for trial or sentencing.



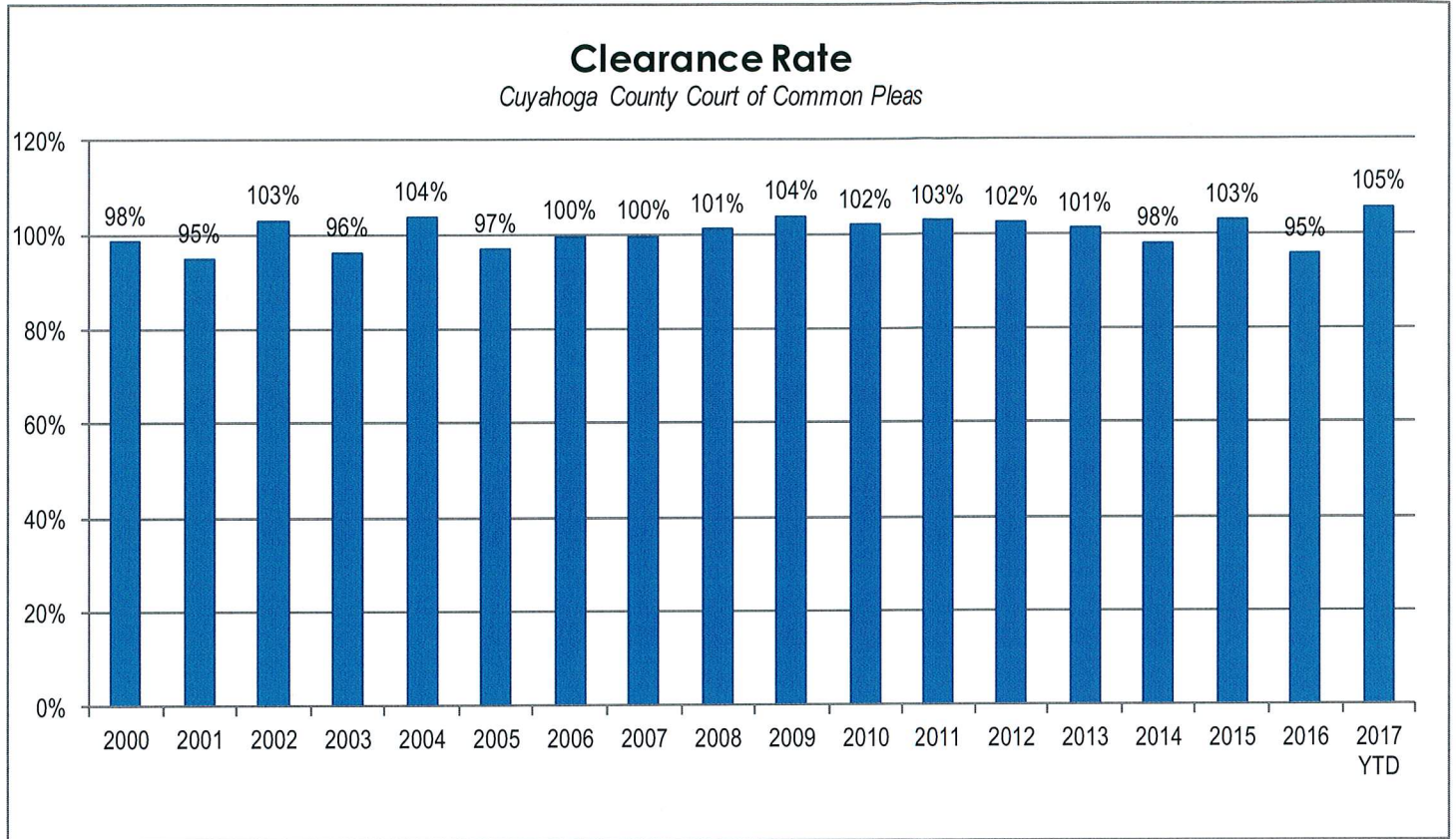
Pending Criminal Cases End of Period

The following chart represents the total number of cases pending at the end of the reporting period from 2000 – January 2017. Pending criminal cases at the end of the period is determined by adding the total number of pending cases at the beginning of the reporting period, and all newly filed, re-activated and transferred in cases. The total number of cases terminated in the period is subtracted from the sum total pending at the beginning of the period to give the value pending at the end of the period.



Clearance Rate

The Clearance Rate is the total number of outgoing cases as a percentage of the number of incoming cases. Clearance rate measures whether the court is keeping up with its incoming caseload. If cases are not disposed in a timely manner, a backlog of cases awaiting disposition will grow. A Clearance Rate of 100% indicates that at least as many cases have been filed, reopened, or reactivated in a period have been disposed.



Arrest to Disposition Timeline

Arrest to disposition timeline is a method to measure how felony cases flow through the Cuyahoga County Criminal Justice System. By capturing how long a case takes to move from stage to stage, we can examine where problems may exist and where potential improvements in case processing can be made.

The source data was extracted from the Cuyahoga County Court of Common Pleas Case Management System. The overall population of sample data was based on cases terminated in a given month excluding cases that have gone through diversion programs. A case is defined as a defendant and all charges involved in a single incident. The period for the extracted data is from January 2017.

The stages examined were:

Arrest to Indictment

Indictment to Arraignment

Arraignment to 1st Pre-Trial

1st Pre-Trial to Plea/Trial

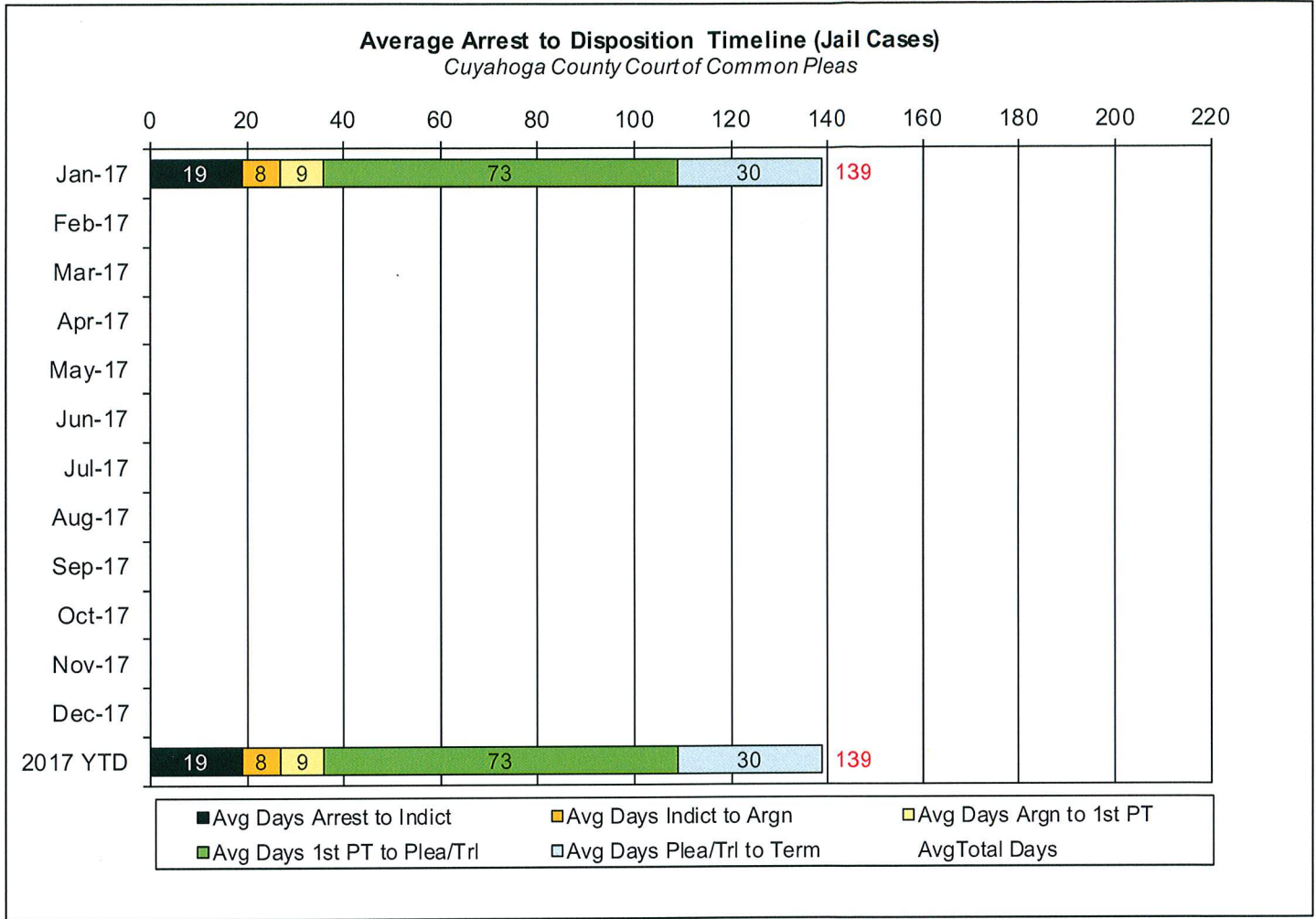
Plea/Trial to Termination

Due to the fact that each case may or may not have all of the stage date elements, a method to arrive at stage averages was applied. For a case to be included in the average for a stage there would need to be both dates for the given stage. A case would be included in the Arrest to Indictment stage if both arrest date and indictment date were available. This method was applied to each of the five stages. Next we calculated the total number of cases that met the date criteria for each of the ranges and also the total number of days between each date. To arrive at an average, the total number of days for each case in each range was calculated and divided by the total number of cases that met the date criteria. If a case had a time period or periods where the defendant was capiased or referred to the Psych Clinic, that amount of time was subtracted from the appropriate range. For re-indicted cases, the original arrest date is used.

The following three charts are for Jail, Non-Jail and combined Jail and Non-Jail cases. Jail and Non-Jail cases are defined by the posting of bond prior to plea or trial.

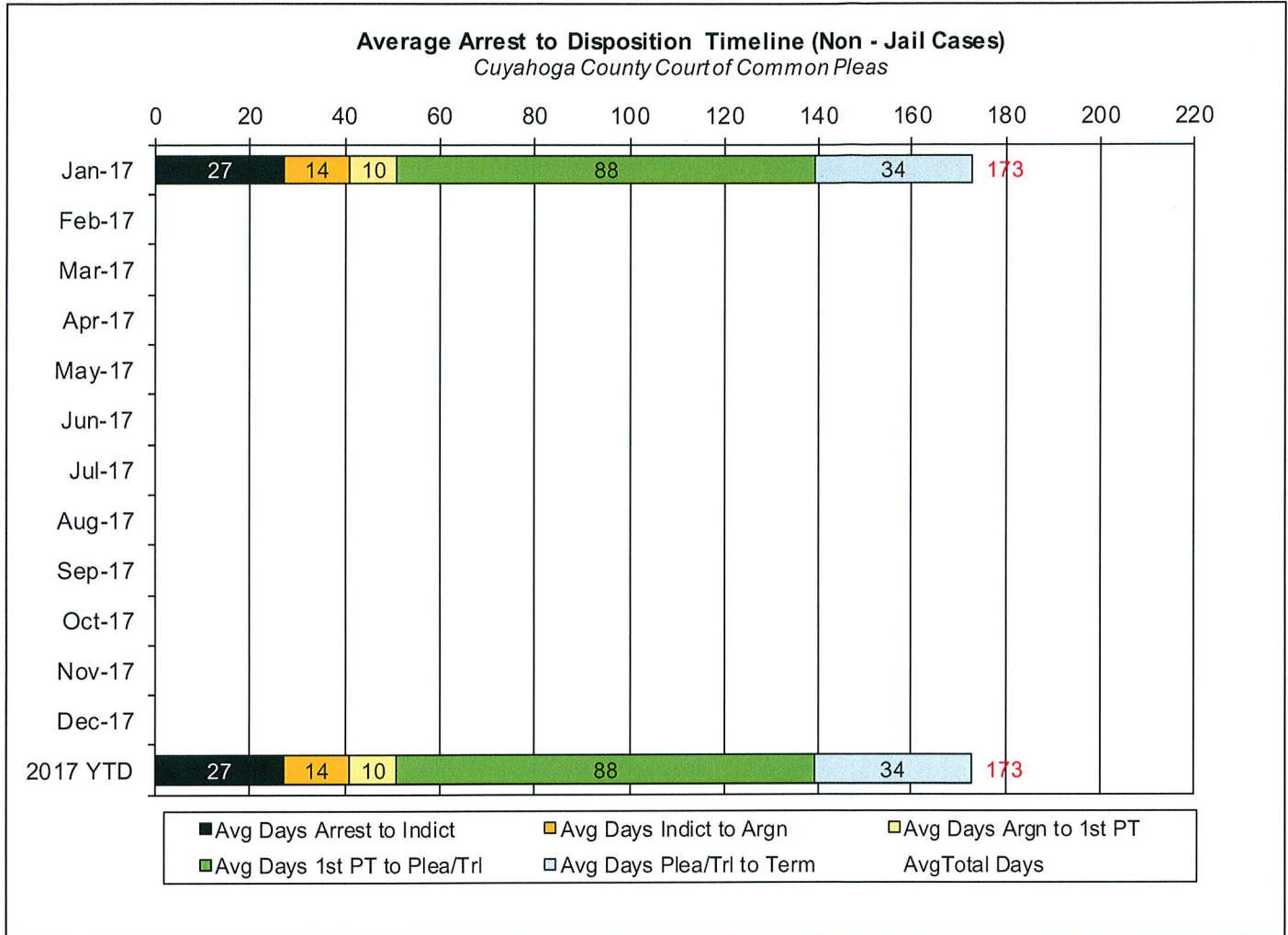
CUYAHOGA COUNTY COMMON PLEAS COURT

Average Arrest to Disposition Timeline (Jail Cases)



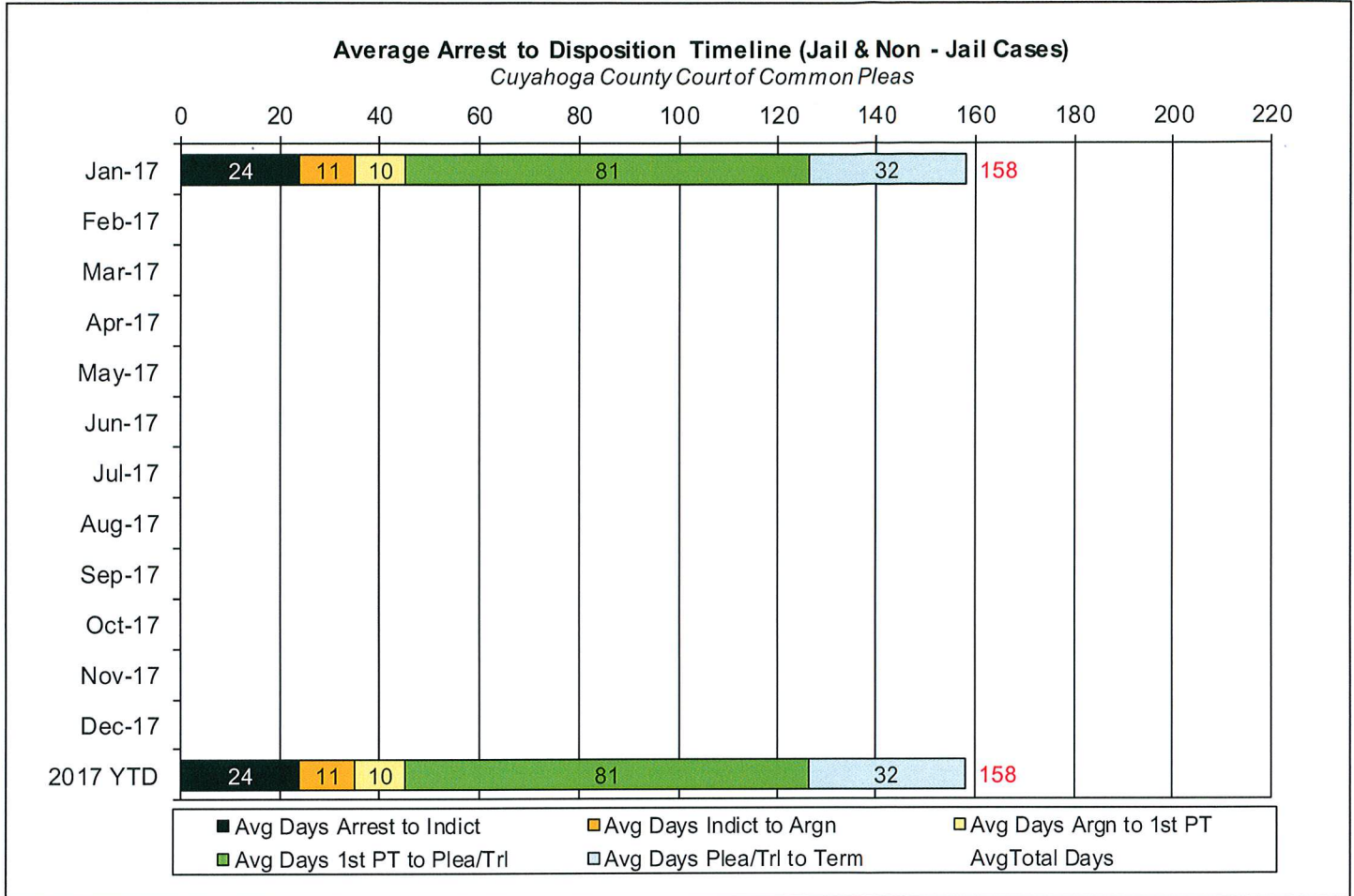
CUYAHOGA COUNTY COMMON PLEAS COURT

Average Arrest to Disposition Timeline (Non-Jail Cases)



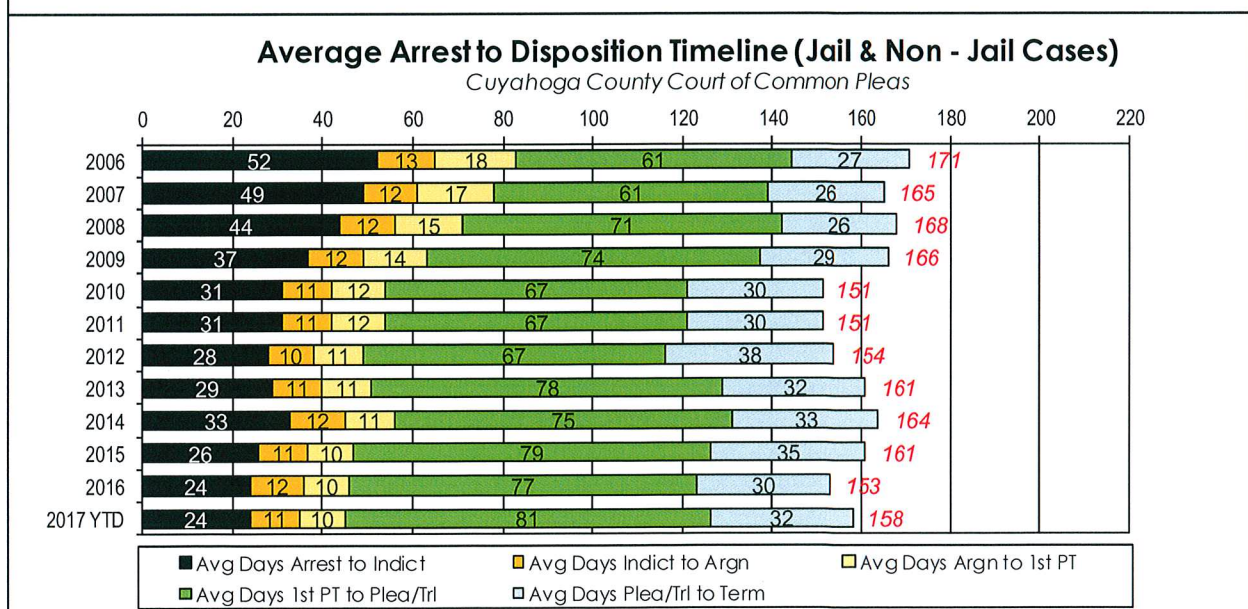
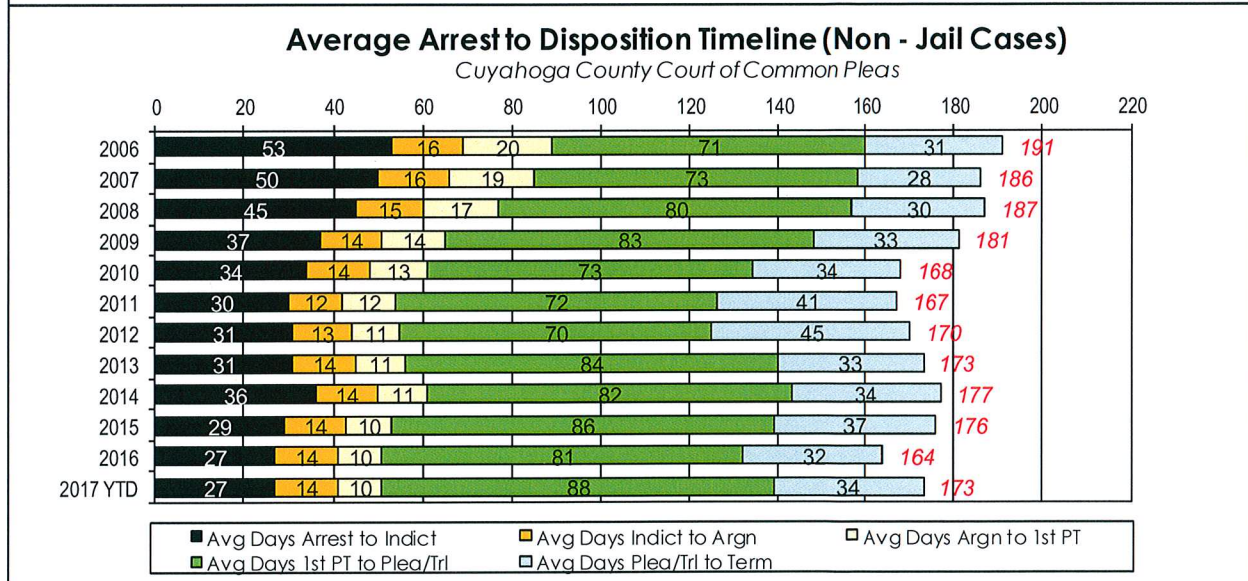
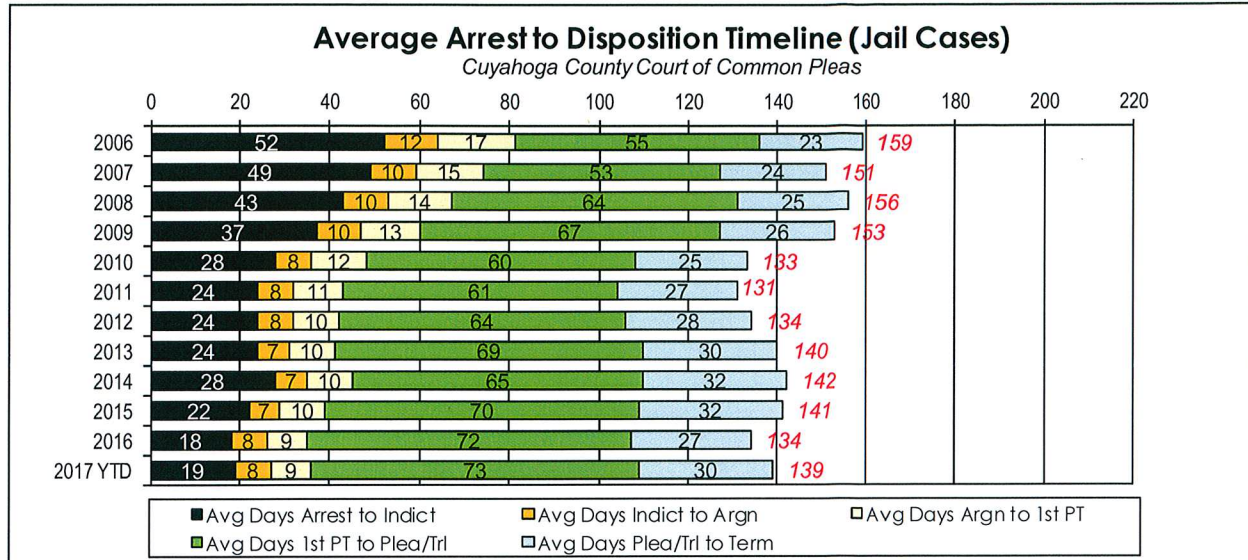
CUYAHOGA COUNTY COMMON PLEAS COURT

Average Arrest to Disposition Timeline (Jail and Non-Jail Cases)



CUYAHOGA COUNTY COMMON PLEAS COURT

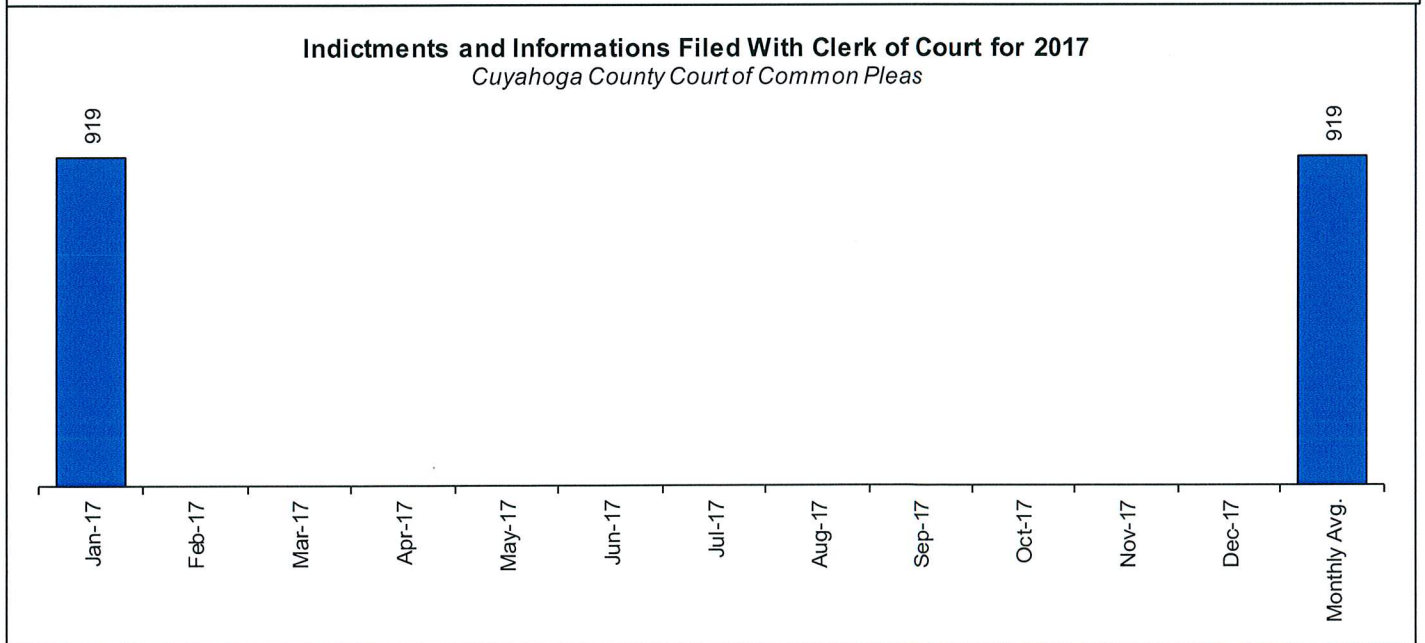
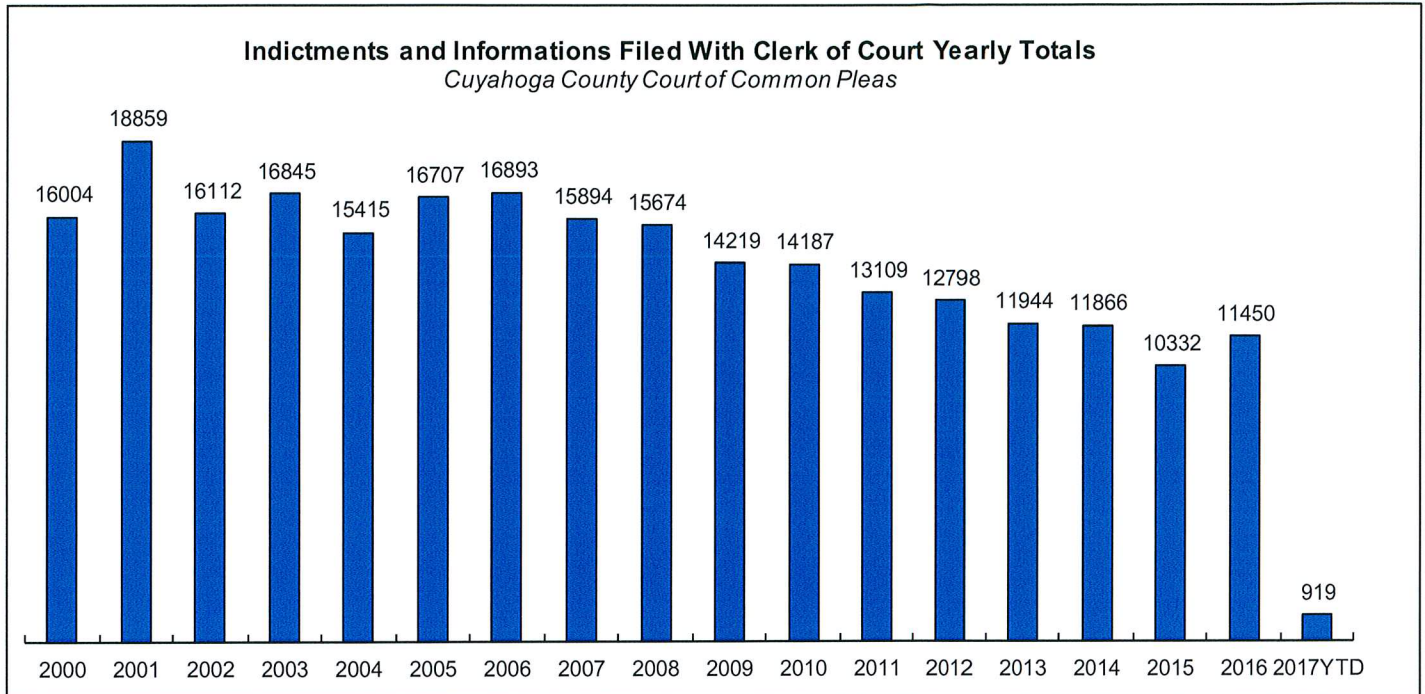
Yearly Average Arrest to Disposition Timeline



CUYAHOGA COUNTY COMMON PLEAS COURT

Indictments and Informations Filed With the Clerk of Courts

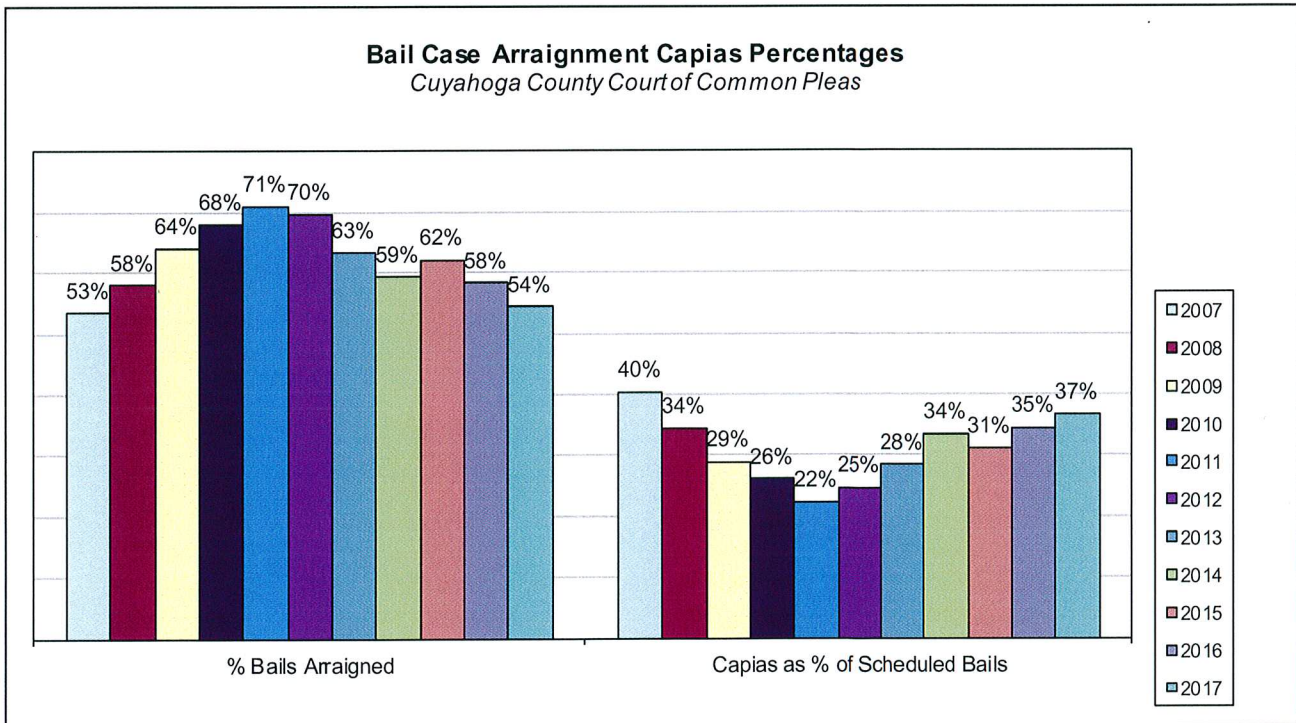
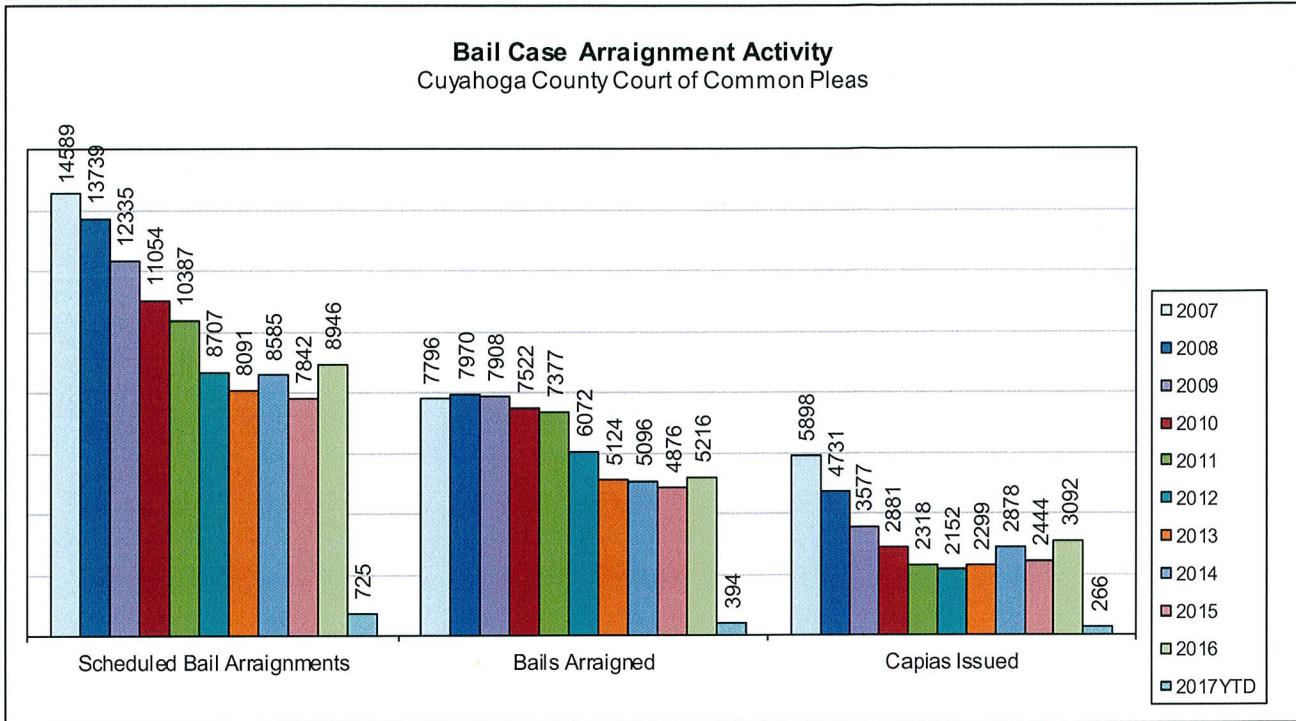
The following charts are reflective of Indictments and Informations filed with the Criminal Clerk of Courts from 2000. The source for this information was the Criminal Clerk's Office.



CUYAHOGA COUNTY COMMON PLEAS COURT

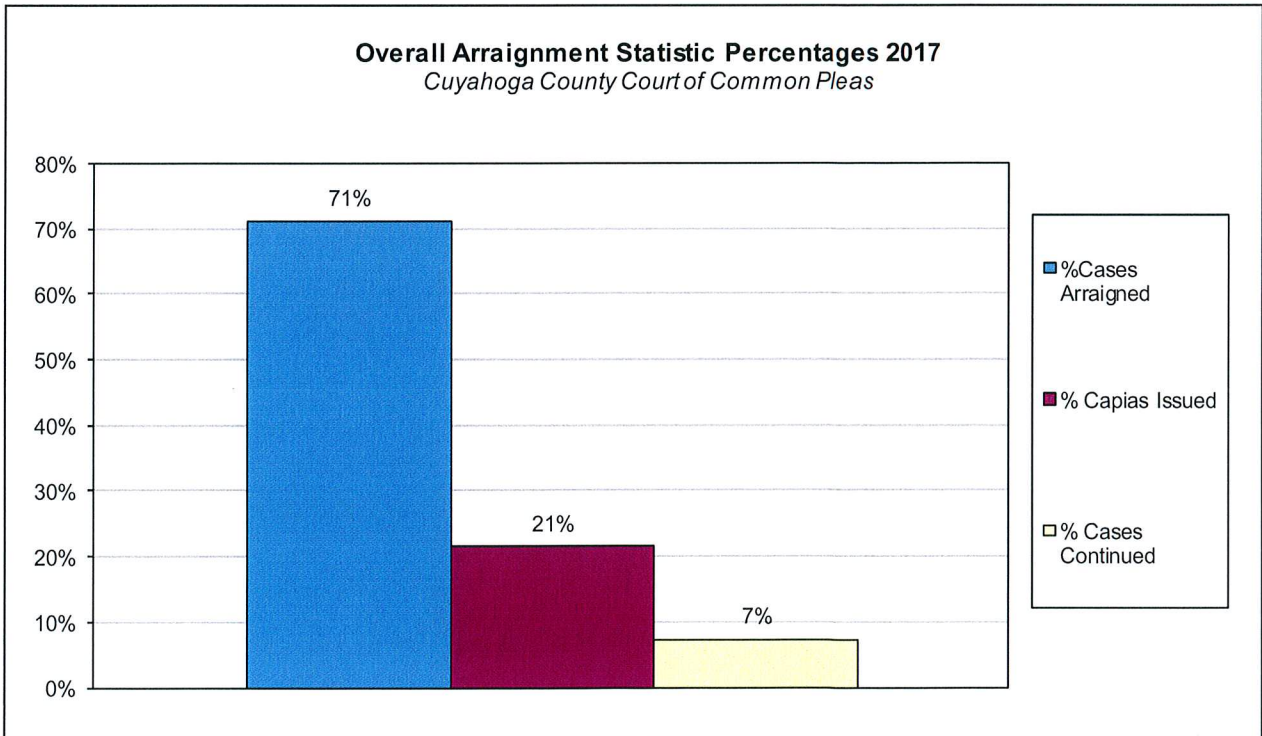
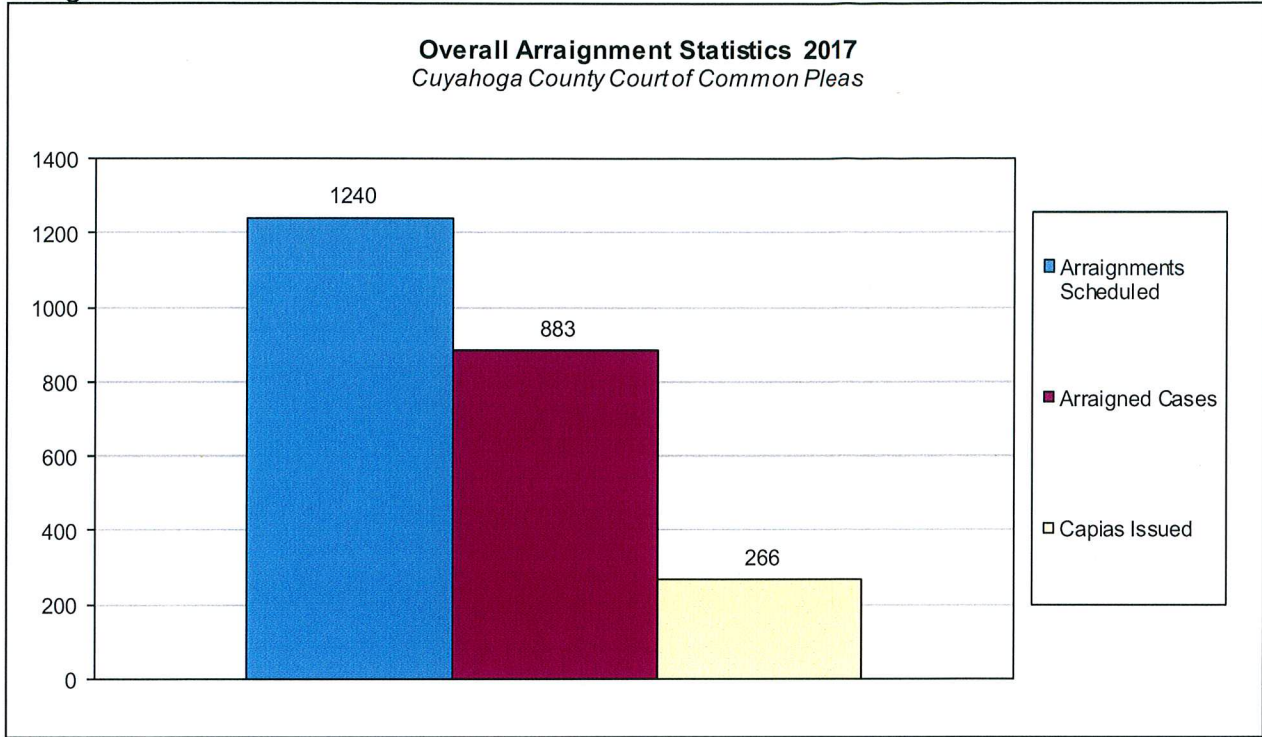
Bail Case Arraignment Activity

The following charts are reflective of arraignment activity where the defendant was not incarcerated at the time of arraignment. The source for this information was the Criminal Records Department.



Overall Arraignment Statistics

The arraignment statistics were provided by the Criminal Records Department. They are provided to give a representation of arraignment activity in the Court in 2017. These statistics include jail and non – jail arraignments.




Judicial Foreclosure Statistics¹

¹ For clarification purposes, Foreclosure cases in this report are identified as Judicial Foreclosure filings (filing codes 1460 (Foreclosure Marsh. Of Lien), 1465(Tax Lien), 1466 (Tax Certificate), 1470 (Quiet Title), and 1480 (Partition)). These cases are different from Board of Revision Foreclosures, which are not reported here.

CUYAHOGA COUNTY COMMON PLEAS COURT

Total Pending Judicial Foreclosure Cases Referred to Magistrates

The following chart is a display of the total number of pending Judicial Foreclosure cases referred to the Magistrates on specific dates. The table below shows the number of these cases pending from each year since 2000.




	As of:	2/9/2017																		
Year																				
2000		0																		
2001		0																		
2002		0																		
2003		1																		
2004		0																		
2005		0																		
2006		0																		
2007		1																		
2008		1																		
2009		2																		
2010		3																		
2011		7																		
2012		7																		
2013		16																		
2014		74																		
2015		367																		
2016		2909																		
2017		491																		
Total		3879																		

CUYAHOGA COUNTY COMMON PLEAS COURT

Total Pending Tax Lien & Certificate Cases Referred to Magistrates

The following chart is a display of the number of pending tax Judicial Foreclosure cases referred to the Magistrates on specific dates. The table below shows the number of pending tax Judicial Foreclosure cases in each year since 2000.

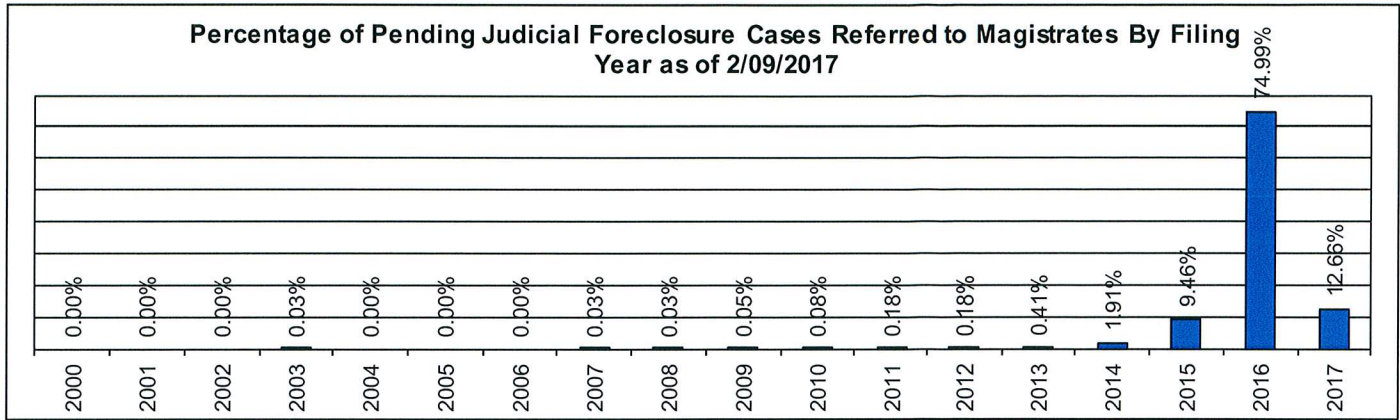


	As of:	2/9/2017											
Year													
2000		0											
2001		0											
2002		0											
2003		0											
2004		0											
2005		0											
2006		0											
2007		0											
2008		0											
2009		0											
2010		1											
2011		2											
2012		0											
2013		3											
2014		17											
2015		83											
2016		584											
2017		62											
Total		752											

CUYAHOGA COUNTY COMMON PLEAS COURT

Percentage of Pending Judicial Foreclosure Cases By Filing Year

The following chart is a representation of the total number of pending Judicial Foreclosure cases by filing year expressed as a percentage on a specific date. The table below is the supporting data for this chart.





Year	As of:	2/9/2017	% of Total
2000		0	0.00%
2001		0	0.00%
2002		0	0.00%
2003		1	0.03%
2004		0	0.00%
2005		0	0.00%
2006		0	0.00%
2007		1	0.03%
2008		1	0.03%
2009		2	0.05%
2010		3	0.08%
2011		7	0.18%
2012		7	0.18%
2013		16	0.41%
2014		74	1.91%
2015		367	9.46%
2016		2909	74.99%
2017		491	12.66%
Total		3879	87.34%

CUYAHOGA COUNTY COMMON PLEAS COURT

Judicial Foreclosure Clearance Rate Year 2017

The Clearance Rate is the number of outgoing cases as a percentage of the number of incoming cases. Clearance rate measures whether the court is keeping up with its incoming caseload. If cases are not disposed in a timely manner, a backlog of cases awaiting disposition will grow. A Clearance Rate of 100% indicates that at least as many cases as have been filed, reopened, or reactivated in a period have been disposed.

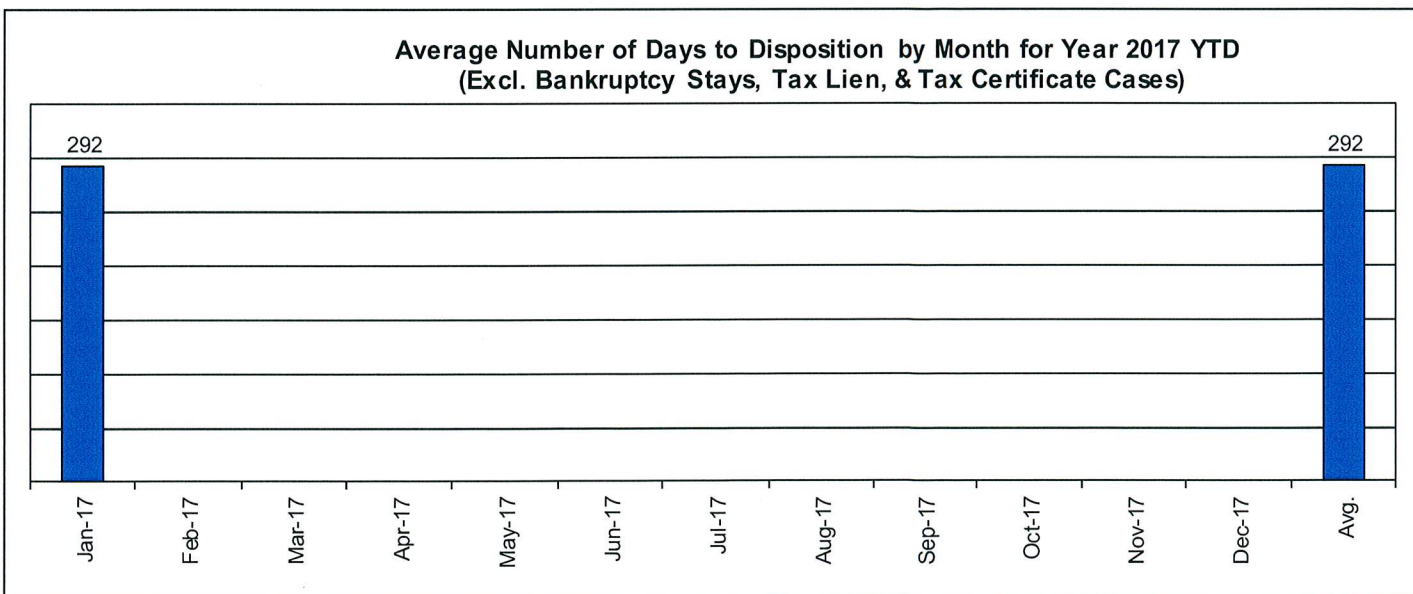
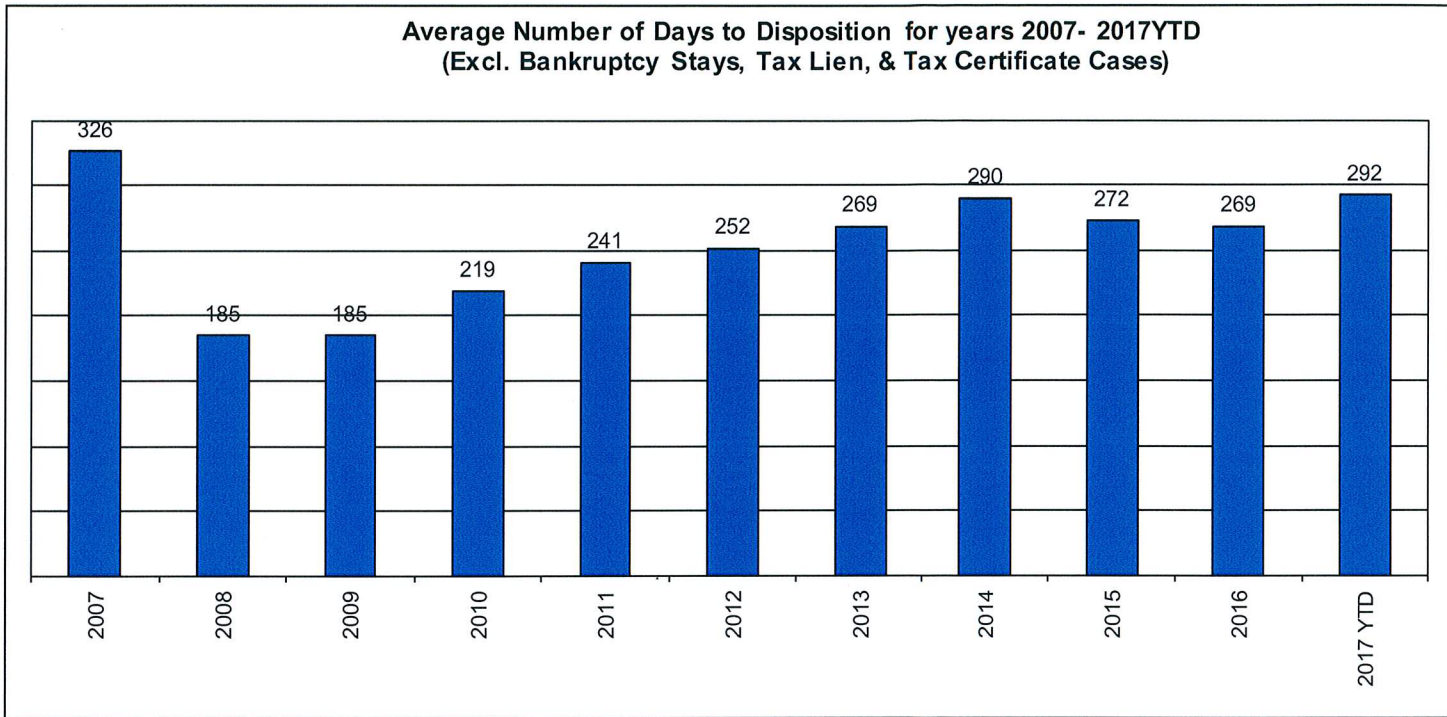


	Referrals & Reinstates	Dispositions	Clearance Rate
Jan-17	471	674	143%
Feb-17			
Mar-17			
Apr-17			
May-17			
Jun-17			
Jul-17			
Aug-17			
Sep-17			
Oct-17			
Nov-17			
Dec-17			
Avg	471	674	143%
Total	471	674	

CUYAHOGA COUNTY COMMON PLEAS COURT

Avg. Number of Days to Disp. (Excl. Bank. Stays & Tax Lien & Tax Cert.)

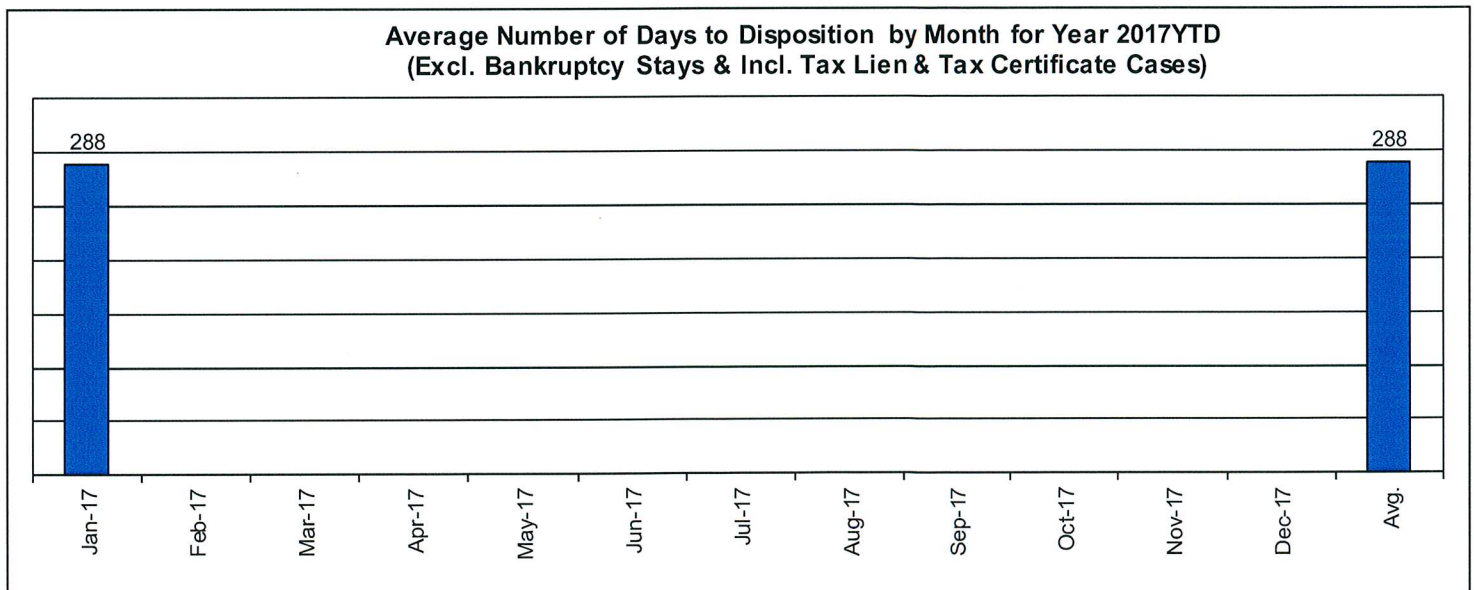
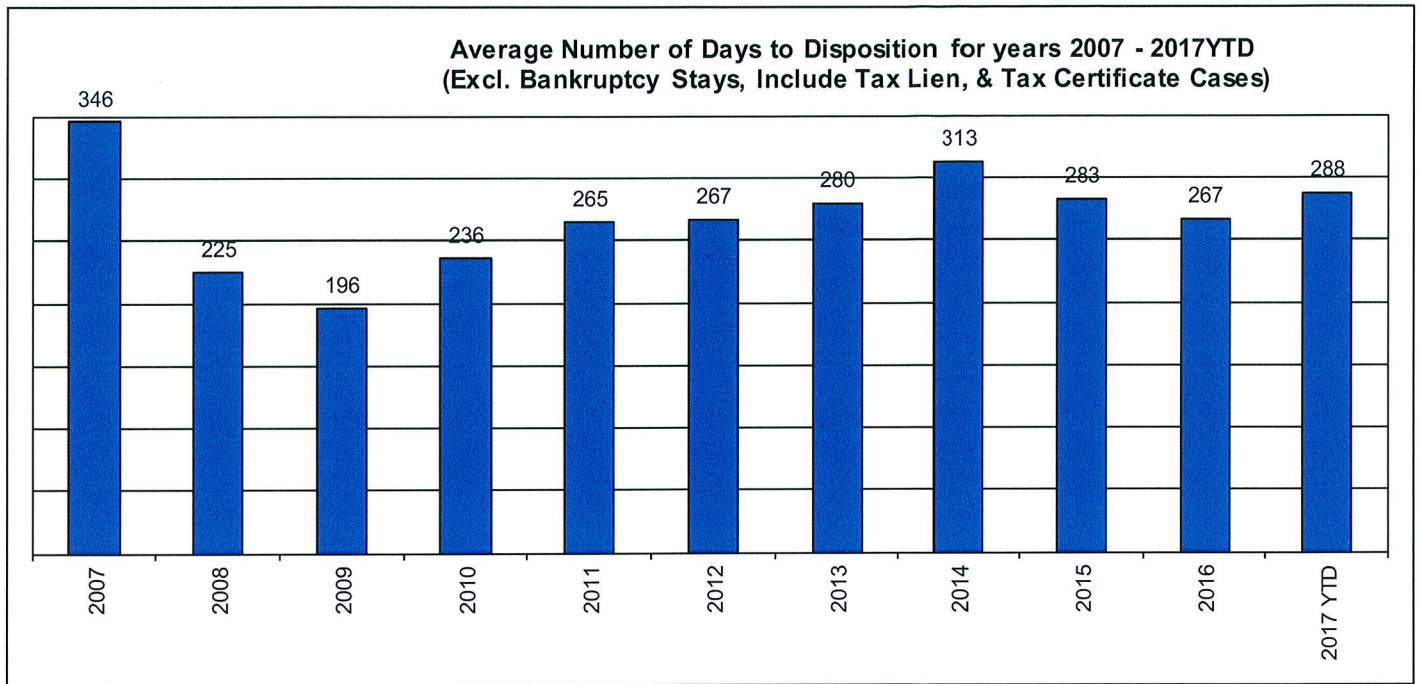
The average number of days to disposition is the number of days from filing to a final disposition entry being filed with the Clerk of Court. The data sample is based on all judicial foreclosure cases terminated by decree or dismissal (cases terminated by bankruptcy are not included) in a month. Each case is examined to determine the number of days between filing and termination with the periods that a case may have been in bankruptcy subtracted. Adding the total days of all of the cases minus bankruptcy periods and dividing by the total number of cases calculates the average. In the following chart, tax judicial foreclosure cases are excluded.



CUYAHOGA COUNTY COMMON PLEAS COURT

Avg. Number of Days to Disp. (Excl. Bank. Stays & Incl. Tax Lien & Tax Cert.)

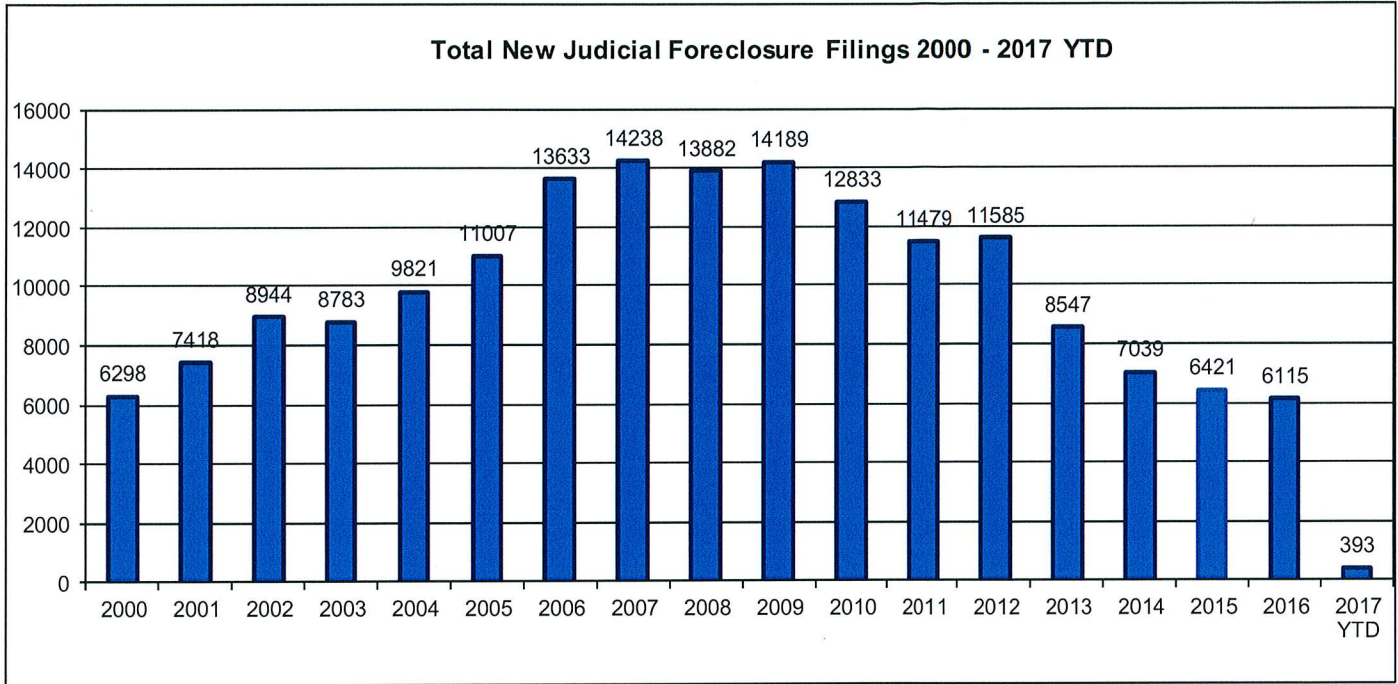
The average number of days to disposition is the number of days from filing to a final disposition entry being filed with the Clerk of Court. The data sample is based on all Judicial Foreclosure cases terminated by decree or dismissal (cases terminated by bankruptcy are not included) in a month. Each case is examined to determine the number of days between filing and termination with the periods that a case may have been in bankruptcy subtracted. Adding the total days of all of the cases minus bankruptcy periods and dividing by the total number of cases calculates the average. In the following chart, all types of Judicial Foreclosure cases are included.



Total New Judicial Foreclosure Filings

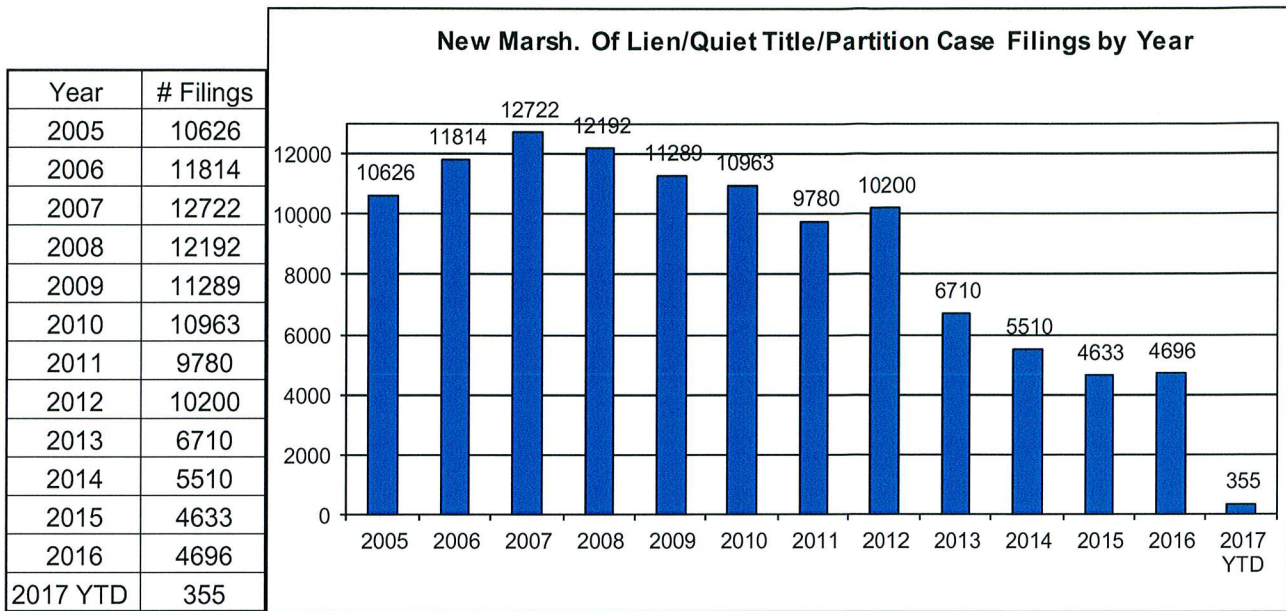
The following charts are provided as a historical view of new judicial foreclosure filings.

1. Total New Judicial Foreclosure Filings from 2000 – 2017 by year
2. Total New Marsh of Lien/Quiet Title/Partition Filings from 2005 – 2017 by month
3. Total New Tax Lien & Tax Certificate Filings for 2005 – 2017 by month
4. Total New Judicial Foreclosure Filings from 2005 – 2017 by month




CUYAHOGA COUNTY COMMON PLEAS COURT

New Marsh of Lien/Quiet Title/Partition Case Filings for Years 2005 – 2017 YTD



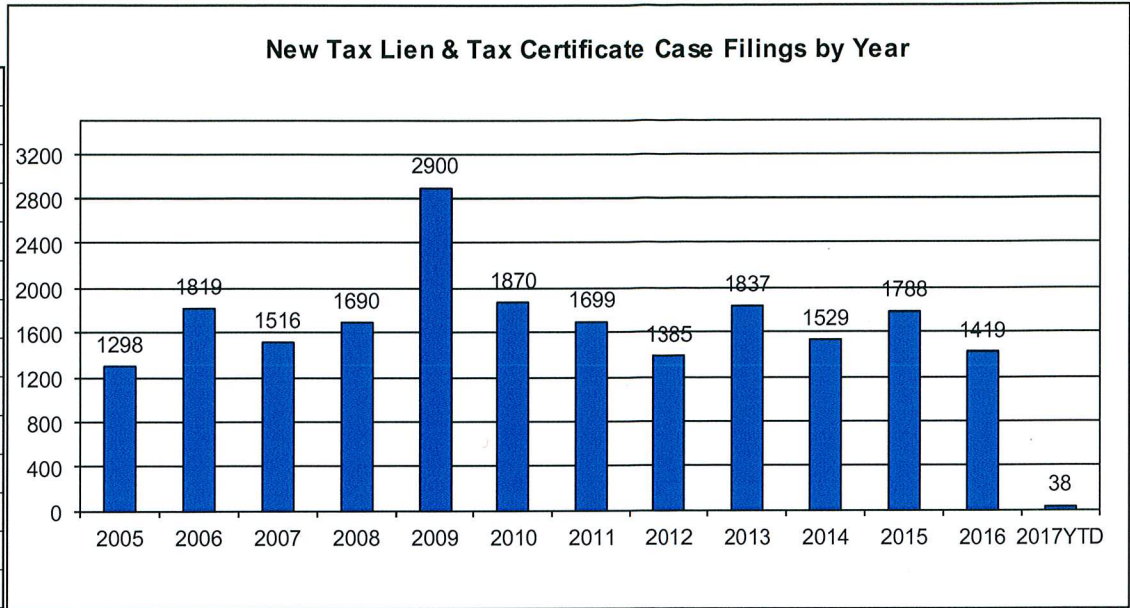
New Marsh of Lien/Quiet Title/Partition Case Filings by month for 2017 YTD



CUYAHOGA COUNTY COMMON PLEAS COURT


New Tax Lien & Certificate Filings for Years 2005 – 2017 YTD

Year	# Filings
2005	1298
2006	1819
2007	1516
2008	1690
2009	2900
2010	1870
2011	1699
2012	1385
2013	1837
2014	1529
2015	1788
2016	1419
2017YTD	38



New Tax Lien & Certificate Filings by Month for Year 2017 YTD

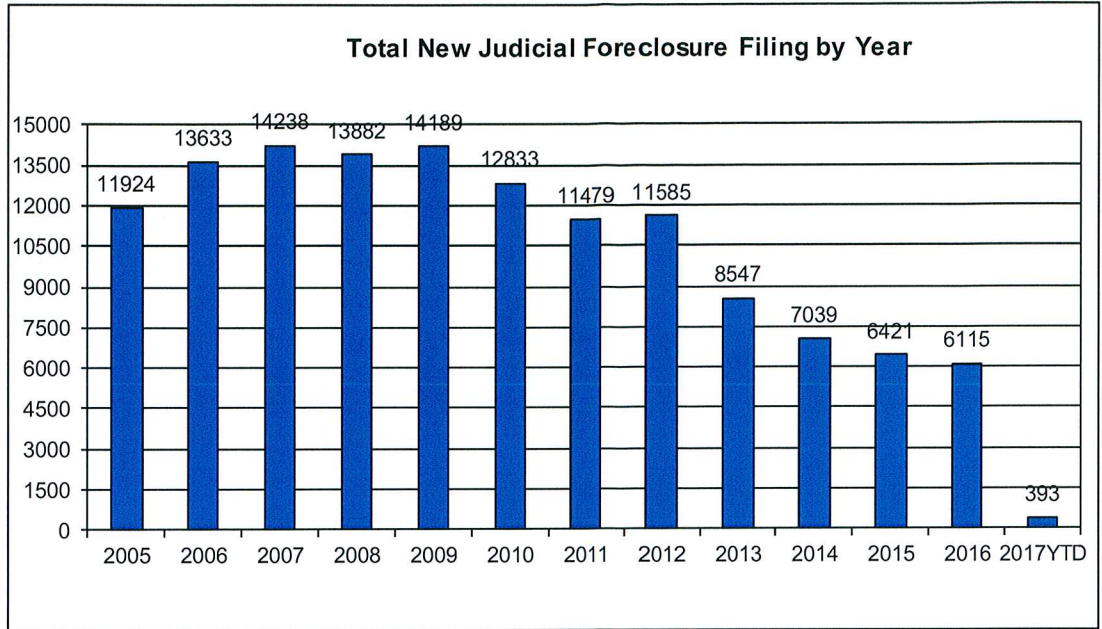
Month	# Filings
Jan-17	38
Feb-17	
Mar-17	
Apr-17	
May-17	
Jun-17	
Jul-17	
Aug-17	
Sep-17	
Oct-17	
Nov-17	
Dec-17	
Avg	38
Total	38



CUYAHOGA COUNTY COMMON PLEAS COURT

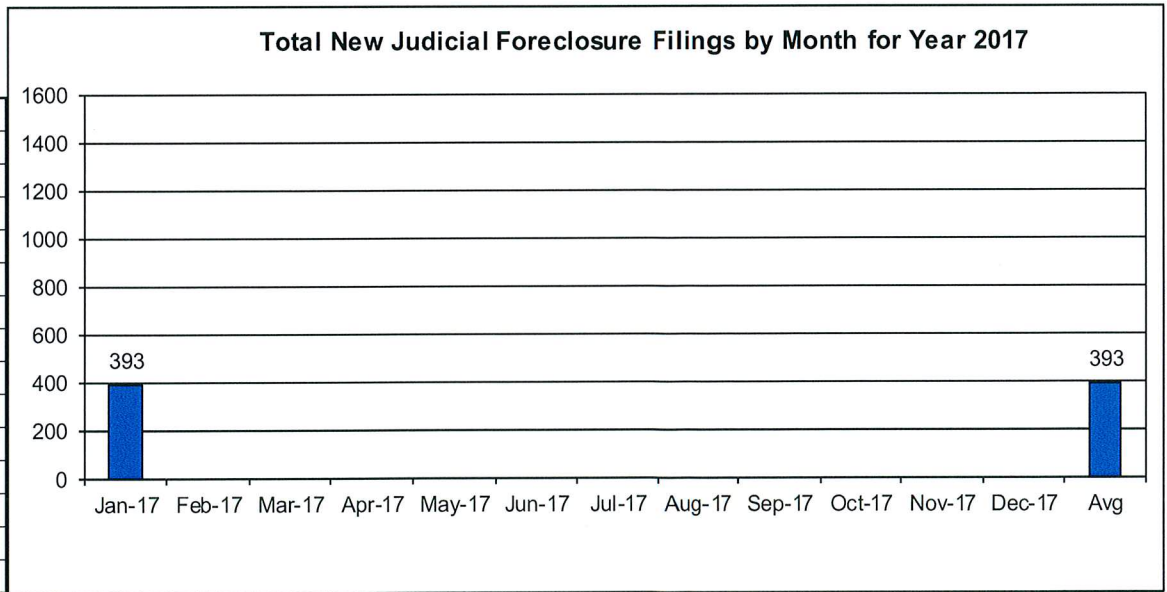
Total New Judicial Foreclosure Filings Years 2005 – 2017 YTD

Year	# Filings
2005	11924
2006	13633
2007	14238
2008	13882
2009	14189
2010	12833
2011	11479
2012	11585
2013	8547
2014	7039
2015	6421
2016	6115
2017 YTD	393



Total New Judicial Foreclosure Filings by Month for Year 2017 YTD

Month	# Filings
Jan-17	393
Feb-17	
Mar-17	
Apr-17	
May-17	
Jun-17	
Jul-17	
Aug-17	
Sep-17	
Oct-17	
Nov-17	
Dec-17	
Avg	393
Total	393



Magistrate's Monthly Reports

The Magistrates' Monthly Report consists of 5 reports. Below is a description of each.

Magistrate's Monthly Supplemental Journal Entry Report (R415)

Retrieves total number of supplemental entries and Decrees of Confirmation of Sheriff's sale created during a specific period. A supplemental entry is any journal created by a magistrate, which does not close out a case. For example, any magistrate's order (MG) setting a hearing, any journal entry (JE) ruling on a motion, journals confirming Sheriff's sales, etc.).

Magistrate's Full Disposition Count by Magistrate Report (R413)

Retrieves total number of cases disposed of during a specific period. The dispositions are grouped by Magistrate and then broken down by the type of disposition (i. e. Default, Dismissed with Prejudice, Dismissed without Prejudice, etc.) This report can be printed three different ways. Including tax cases (Full Dispositions), excluding tax cases (Non-Tax Dispositions), and Tax cases only (Tax Dispositions).

Magistrate's Monthly Cases Referred/Reinstated Report (R418)

Retrieves newly filed cases referred to the Magistrates Dept. and cases previously disposed by the Magistrates Dept. that are reinstated and re-referred to the magistrates. The cases are separated by Tax (filing code 1465; Tax Judicial Foreclosure & 1466; Tax Certificate Judicial Foreclosure) and Non-Tax (1460; Judicial Foreclosure Marsh. Of Lien, 1480; Partition, 1470; Quiet Title, misc. (i. e. 1391; Contract Other, etc.).

Magistrate's Monthly Hearing Totals Report (R3146)

Retrieves total number of hearings held during one month. The hearings are grouped by Magistrate and then broken down by what type hearing was held (i. e. Default, Pretrial, etc.).

Magistrate's Monthly Case Load Report (R3147)

Retrieves individual caseload totals for individual magistrates during a specific period. The cases are grouped by magistrate and then broken down by case type (i. e. tax judicial foreclosure, tax certificate judicial foreclosure and non-tax judicial foreclosure).

CUYAHOGA COUNTY COURT OF COMMON PLEAS

DATE: 02/09/2017
TIME: 9:22 AM

OFFICE OF THE MAGISTRATES
MAGISTRATE'S MONTHLY SUPPLEMENTALS BY CASE
REPORTING PERIOD: JANUARY 2017

PAGE: 1
CMSR415D

SUPPLEMENTALS

AUGUSTYN	246
BAKER	330
BUCHA	252
DAY	379
DYKE	303
GAUNTNER	0
GONZALEZ	275
HIPPLEY	214
JACKSON A	243
JACKSON J	10
KLEIN	288
LUCAS	251
VOZAR	314
WEISS	301
UNACCOUNTED FOR	0

TOTAL 3406

CONFIRMATIONS

TOTAL 4

CUYAHOGA COUNTY COURT OF COMMON PLEAS
 OFFICE OF THE MAGISTRATES
Full Disposition Count by Magistrate
 REPORTING PERIOD: FROM 01/01/2017 TO 01/31/2017

MagID	Dispose Type	Tax Cert.	Tax Treas.	Total		
KCA	Bank	0	0	1	Decrees	439
	Def	2	2	11	Defaults	292
	Dism	0	0	10	Other	144
	Ref. Vacate	0	0	0	Court Trial	3
	Court Trial	0	1	2	Dismissals	211
	Other	0	5	8	Bankruptcy	24
	<u>MAG'S TOTAL</u>		2	8	32	Ref. Vacated
GDB	Bank	0	0	1	Grand Total	674
	Def	3	0	14		
	Dism	1	0	17		
	Ref. Vacate	0	0	0		
	Court Trial	0	0	0		
	Other	0	8	11		
	<u>MAG'S TOTAL</u>		4	8	43	
SMB	Bank	0	0	0		
	Def	1	0	13		
	Dism	0	0	6		
	Ref. Vacate	0	0	0		
	Court Trial	0	0	0		
	Other	1	10	15		
	<u>MAG'S TOTAL</u>		2	10	34	
CED	Bank	0	0	2		
	Def	2	0	24		
	Dism	1	4	21		
	Ref. Vacate	0	0	0		
	Court Trial	0	0	0		
	Other	1	7	14		
	<u>MAG'S TOTAL</u>		4	11	61	
JTD	Bank	0	0	0		
	Def	2	0	14		
	Dism	2	2	20		
	Ref. Vacate	0	0	0		
	Court Trial	0	0	0		
	Other	1	9	12		
	<u>MAG'S TOTAL</u>		5	11	46	
TG	Bank	0	0	2		
	Def	1	0	21		
	Dism	1	2	19		
	Ref. Vacate	0	0	0		
	Court Trial	0	0	0		
	Other	2	5	17		
	<u>MAG'S TOTAL</u>		4	7	59	
KH	Bank	1	0	5		
	Def	9	20	60		
	Dism	1	0	23		
	Ref. Vacate	0	0	0		
	Court Trial	0	0	0		
	Other	0	2	9		
	<u>MAG'S TOTAL</u>		11	22	97	
ARJ	Bank	0	1	2		
	Def	2	0	29		
	Dism	0	1	17		

DATE: 02/09/2017
TIME: 9:29 AM

CUYAHOGA COUNTY COURT OF COMMON PLEAS
OFFICE OF THE MAGISTRATES
Full Disposition Count by Magistrate
REPORTING PERIOD: FROM 01/01/2017 TO 01/31/2017

PAGE: 2
CMSR413

MagID	Dispose Type	Tax Cert.	Tax Treas.	Total
	Ref. Vacate	0	0	0
	Court Trial	0	0	0
	Other	0	5	11
	<u>MAG'S TOTAL</u>	2	7	<u>59</u>

MK	Bank	0	0	5
	Def	3	0	25
	Dism	1	3	26
	Ref. Vacate	0	0	0
	Court Trial	0	0	0
	Other	1	8	13
	<u>MAG'S TOTAL</u>	5	11	<u>69</u>

PL	Bank	0	0	1
	Def	0	0	12
	Dism	0	2	16
	Ref. Vacate	0	0	0
	Court Trial	0	0	0
	Other	1	0	2
	<u>MAG'S TOTAL</u>	1	2	<u>31</u>

TJV	Bank	0	0	3
	Def	9	0	52
	Dism	3	2	22
	Ref. Vacate	0	0	0
	Court Trial	0	0	1
	Other	1	8	21
	<u>MAG'S TOTAL</u>	13	10	<u>99</u>

CW	Bank	0	2	2
	Def	4	0	17
	Dism	1	0	14
	Ref. Vacate	0	0	0
	Court Trial	0	0	0
	Other	0	10	11
	<u>MAG'S TOTAL</u>	5	12	<u>44</u>

CUYAHOGA COUNTY COURT OF COMMON PLEAS

DATE: 02/09/2017
 TIME: 09:29 AM

OFFICE OF THE MAGISTRATES
 MAGISTRATE'S MONTHLY REF/REIN CASES
 FROM 01/01/2017 TO 01/31/2017

CMSR418

MAGISTRATE	NEW REFERRALS				REINSTATED			
	Tax Treas.	Tax Cert.	Non-Tax	Total	Tax Treas.	Tax Cert.	Non-Tax	Total
<u>AUGUSTYN/KEVIN/C</u>	3	1	24	28	0	0	2	2
<u>BAKER/GAIL/D</u>	4	1	40	45	0	0	5	5
<u>BUCHA/STEPHEN/M</u>	1	2	20	23	0	0	1	1
<u>DAY/CHRISTOPHER/E</u>	1	0	37	38	0	0	1	1
<u>DYKE/JOHN/T</u>	3	2	41	46	0	0	4	4
<u>GONZALEZ/TRACEY/</u>	1	3	36	40	0	1	2	3
<u>HIPPLEY/KEVIN/</u>	3	3	27	33	0	0	4	4
<u>JACKSON A/AMY/R</u>	3	2	34	39	0	0	1	1
<u>KLEIN/MONICA/</u>	2	1	33	36	0	1	3	4
<u>LUCAS/PAUL/</u>	1	0	30	31	0	2	2	4
<u>VOZAR/THOMAS/J</u>	2	2	40	44	1	0	3	4
<u>WEISS/CAROL/</u>	1	3	28	32	0	0	3	3
<u>TOTAL</u>	25	20	390	435	1	4	31	36
<u>COMBINED TOTAL</u>	471							

CUYAHOGA COUNTY COURT OF COMMON PLEAS

OFFICE OF THE MAGISTRATES

MAG MONTHLY HEARING TOTALS

Reporting Period: January 2017

DATE: 02/09/2017
TIME: 09:29 AM

PAGE: 1
CMSR3146

Monthly Hearing Total 587

AUGUSTYN
 Default Hearings 14
 Tax Hearings 6
 Pretrials 11

 TOTAL: 31

BAKER
 Default Hearings 33
 Tax Hearings 5
 Pretrials 8

 TOTAL: 46

BUCHA
 Default Hearings 18
 Tax Hearings 8
 Pretrials 20

 TOTAL: 46

DAY
 Default Hearings 39
 Tax Hearings 10
 Pretrials 12

 TOTAL: 61

DYKE
 Default Hearings 22
 Tax Hearings 11
 Pretrials 6

 TOTAL: 39

GONZALEZ
 Default Hearings 28
 Tax Hearings 9
 Pretrials 4

 TOTAL: 41

HIPPLEY
 Default Hearings 24
 Tax Hearings 7
 Pretrials 7

 TOTAL: 38

JACKSON A
 Default Hearings 49
 Tax Hearings 15
 Pretrials 14

 TOTAL: 78

JACKSON J
 Default Hearings 5
 Tax Hearings 0
 Pretrials 4

 TOTAL: 9

KLEIN
 Default Hearings 23
 Tax Hearings 16
 Pretrials 9

 TOTAL: 48

CUYAHOGA COUNTY COURT OF COMMON PLEAS

OFFICE OF THE MAGISTRATES

MAG MONTHLY HEARING TOTALS

Reporting Period: January 2017

DATE: 02/09/2017
TIME: 09:29 AM

PAGE: 2
CMSR3146

TOTAL:	48
LUCAS	
Default Hearings	38
Tax Hearings	7
Pretrials	7
<hr/>	
TOTAL:	52
VOZAR	
Default Hearings	31
Tax Hearings	8
Pretrials	14
<hr/>	
TOTAL:	53
WEISS	
Default Hearings	22
Tax Hearings	11
Pretrials	12
<hr/>	
TOTAL:	45

CUYAHOGA COUNTY COURT OF COMMON PLEAS

DATE: 02/09/2017
 TIME: 9:29 AM

Office of the Magistrates
 Magistrate's Monthly Case Load
 MONTH: JANUARY 2017

PAGE: 1
 CMSR3147

Magistrate Name	Non Tax Total	Tax Cert.	Tax Treas.	Total Tax	Total Cases
AUGUSTYN	117	9	31	40	157
BAKER	218	15	45	60	278
BUCHA	123	6	26	32	155
DAY	172	10	25	35	207
DYKE	181	19	41	60	241
GONZALEZ	242	12	47	59	301
HIPPLEY	245	21	36	57	302
JACKSON A	245	21	63	84	329
JACKSON J	2	0	0	0	2
KLEIN	240	15	63	78	318
LUCAS	317	34	81	115	432
VOZAR	310	19	53	72	382
WEISS	232	24	62	86	318
Non Tax Total:	2644	Cert.Tax Total: 205	Tax Treas. Total: 573	Total Tax: 778	Total Cases: 3422

Report CMSR1062 - Judicial Foreclosure Statistics by Judge

Report CMSR1062 provides a list of judicial foreclosure case activity for each Judge. The report identifies how many cases were pending at the beginning of the period. The new cases filed and cases that were transferred in or reactivated are added to the number pending at the beginning of the period. It then shows the type and number of terminations for the period. The total terminations are subtracted from the total pending which provides the pending at the end of the period.

CUYAHOGA COUNTY COURT OF COMMON PLEAS

DATE: 02/09/2017
TIME: 09:20 AM

Foreclosure Statistics by Judge
Reporting Period: January 2017

PAGE: 1
CMSR1062

Judge

AMBROSE, DICK							
Pending at Beg of Period			New Cases Filed		Cases Transferred In / Reactivated		Total
	79		10		6		95
Terminations							
	Bankruptcy	Default	RefVacated	Court Trial	Dismiss	Other	Total
	0	10	0	1	9	7	27
	Total Pending at End of Period						68

ASTRAB, MICHAEL							
Pending at Beg of Period			New Cases Filed		Cases Transferred In / Reactivated		Total
	136		4		0		140
Terminations							
	Bankruptcy	Default	RefVacated	Court Trial	Dismiss	Other	Total
	0	4	0	0	1	135	140
	Total Pending at End of Period						0

BARKER, PAMELA A							
Pending at Beg of Period			New Cases Filed		Cases Transferred In / Reactivated		Total
	157		15		4		176
Terminations							
	Bankruptcy	Default	RefVacated	Court Trial	Dismiss	Other	Total
	1	4	0	0	7	8	20
	Total Pending at End of Period						156

BURNSIDE, JANET R							
Pending at Beg of Period			New Cases Filed		Cases Transferred In / Reactivated		Total
	114		15		1		130
Terminations							
	Bankruptcy	Default	RefVacated	Court Trial	Dismiss	Other	Total
	1	6	0	0	5	8	20
	Total Pending at End of Period						110

CALABRESE, DEENA R							
Pending at Beg of Period			New Cases Filed		Cases Transferred In / Reactivated		Total
	116		15		6		137
Terminations							
	Bankruptcy	Default	RefVacated	Court Trial	Dismiss	Other	Total
	1	2	0	0	5	5	13
	Total Pending at End of Period						124

CLANCY, MAUREEN							
Pending at Beg of Period			New Cases Filed		Cases Transferred In / Reactivated		Total
	110		14		7		131
Terminations							
	Bankruptcy	Default	RefVacated	Court Trial	Dismiss	Other	Total
	1	10	0	0	7	13	31
	Total Pending at End of Period						100

COLLIER-WILLIAMS, CASSANDRA							
Pending at Beg of Period			New Cases Filed		Cases Transferred In / Reactivated		Total
	117		9		6		132
Terminations							
	Bankruptcy	Default	RefVacated	Court Trial	Dismiss	Other	Total
	1	4	0	0	8	11	24
	Total Pending at End of Period						108

CORRIGAN, BRIAN J

CUYAHOGA COUNTY COURT OF COMMON PLEAS

DATE: 02/09/2017
TIME: 09:20 AM

Foreclosure Statistics by Judge
Reporting Period: January 2017

PAGE: 2
CMSR1062

Judge

Pending at Beg of Period		New Cases Filed		Cases Transferred In / Reactivated			Total
110		12		6			128
Terminations	Bankruptcy	Default	RefVacated	Court Trial	Dismiss	Other	Total
	1	6	0	0	4	6	17
Total Pending at End of Period							111
<hr/>							
Pending at Beg of Period		New Cases Filed		Cases Transferred In / Reactivated			Total
87		13		2			102
Terminations	Bankruptcy	Default	RefVacated	Court Trial	Dismiss	Other	Total
	0	5	0	0	5	5	15
Total Pending at End of Period							87
<hr/>							
Pending at Beg of Period		New Cases Filed		Cases Transferred In / Reactivated			Total
108		15		9			132
Terminations	Bankruptcy	Default	RefVacated	Court Trial	Dismiss	Other	Total
	0	9	0	0	8	11	28
Total Pending at End of Period							104
<hr/>							
Pending at Beg of Period		New Cases Filed		Cases Transferred In / Reactivated			Total
110		9		8			127
Terminations	Bankruptcy	Default	RefVacated	Court Trial	Dismiss	Other	Total
	2	10	0	0	6	5	23
Total Pending at End of Period							104
<hr/>							
Pending at Beg of Period		New Cases Filed		Cases Transferred In / Reactivated			Total
120		11		3			134
Terminations	Bankruptcy	Default	RefVacated	Court Trial	Dismiss	Other	Total
	2	29	0	0	4	7	42
Total Pending at End of Period							92
<hr/>							
Pending at Beg of Period		New Cases Filed		Cases Transferred In / Reactivated			Total
151		12		6			169
Terminations	Bankruptcy	Default	RefVacated	Court Trial	Dismiss	Other	Total
	1	15	0	1	10	16	43
Total Pending at End of Period							126
<hr/>							
Pending at Beg of Period		New Cases Filed		Cases Transferred In / Reactivated			Total
126		12		2			140
Terminations	Bankruptcy	Default	RefVacated	Court Trial	Dismiss	Other	Total
	0	7	0	0	6	5	18
Total Pending at End of Period							122
<hr/>							
GALLAGHER, HOLLIE L							

CUYAHOGA COUNTY COURT OF COMMON PLEAS

DATE: 02/09/2017
TIME: 09:20 AM

Foreclosure Statistics by Judge
Reporting Period: January 2017

PAGE: 3
CMSR1062

Judge

Pending at Beg of Period		New Cases Filed		Cases Transferred In / Reactivated			Total
84		12		7			103
Terminations							
Bankruptcy	2	Default	9	RefVacated	0	Court Trial	0
						Dismiss	6
						Other	11
Total Pending at End of Period							75
GALLAGHER, KELLY ANN							
Pending at Beg of Period		New Cases Filed		Cases Transferred In / Reactivated			Total
0		13		117			130
Terminations							
Bankruptcy	0	Default	11	RefVacated	0	Court Trial	0
						Dismiss	9
						Other	7
Total Pending at End of Period							103
GALLAGHER, SHANNON M							
Pending at Beg of Period		New Cases Filed		Cases Transferred In / Reactivated			Total
136		10		6			152
Terminations							
Bankruptcy	0	Default	3	RefVacated	0	Court Trial	0
						Dismiss	4
						Other	2
Total Pending at End of Period							143
GAUL, DANIEL							
Pending at Beg of Period		New Cases Filed		Cases Transferred In / Reactivated			Total
155		15		4			174
Terminations							
Bankruptcy	0	Default	16	RefVacated	0	Court Trial	0
						Dismiss	3
						Other	10
Total Pending at End of Period							145
JACKSON, MICHAEL E							
Pending at Beg of Period		New Cases Filed		Cases Transferred In / Reactivated			Total
111		11		1			123
Terminations							
Bankruptcy	0	Default	4	RefVacated	0	Court Trial	0
						Dismiss	5
						Other	9
Total Pending at End of Period							105
MATIA, DAVID T							
Pending at Beg of Period		New Cases Filed		Cases Transferred In / Reactivated			Total
103		13		6			122
Terminations							
Bankruptcy	1	Default	4	RefVacated	0	Court Trial	0
						Dismiss	9
						Other	8
Total Pending at End of Period							100
MCCLELLAND, ROBERT C							
Pending at Beg of Period		New Cases Filed		Cases Transferred In / Reactivated			Total
85		19		9			113
Terminations							
Bankruptcy	0	Default	3	RefVacated	0	Court Trial	0
						Dismiss	6
						Other	4
Total Pending at End of Period							100

MCCORMICK, TIMOTHY

CUYAHOGA COUNTY COURT OF COMMON PLEAS

DATE: 02/09/2017
TIME: 09:20 AM

Foreclosure Statistics by Judge
Reporting Period: January 2017

PAGE: 4
CMSR1062

Judge

Pending at Beg of Period	New Cases Filed			Cases Transferred In / Reactivated			Total
85	7			2			94
Terminations	Bankruptcy	Default	RefVacated	Court Trial	Dismiss	Other	Total
	1	8	0	1	3	7	20
Total Pending at End of Period							74

MCDONNELL, NANCY R

Pending at Beg of Period	New Cases Filed			Cases Transferred In / Reactivated			Total
96	7			6			109
Terminations	Bankruptcy	Default	RefVacated	Court Trial	Dismiss	Other	Total
	2	6	0	0	0	7	15
Total Pending at End of Period							94

MCMONAGLE, MATTHEW A

Pending at Beg of Period	New Cases Filed			Cases Transferred In / Reactivated			Total
103	1			0			104
Terminations	Bankruptcy	Default	RefVacated	Court Trial	Dismiss	Other	Total
	0	1	0	0	3	100	104
Total Pending at End of Period							0

MIDAY, SHERRIE

Pending at Beg of Period	New Cases Filed			Cases Transferred In / Reactivated			Total
0	14			103			117
Terminations	Bankruptcy	Default	RefVacated	Court Trial	Dismiss	Other	Total
	0	6	0	0	5	9	20
Total Pending at End of Period							97

O'DONNELL, JOHN P

Pending at Beg of Period	New Cases Filed			Cases Transferred In / Reactivated			Total
101	9			5			115
Terminations	Bankruptcy	Default	RefVacated	Court Trial	Dismiss	Other	Total
	0	13	0	0	6	9	28
Total Pending at End of Period							87

RUSSO, JOHN J

Pending at Beg of Period	New Cases Filed			Cases Transferred In / Reactivated			Total
54	5			2			61
Terminations	Bankruptcy	Default	RefVacated	Court Trial	Dismiss	Other	Total
	0	1	0	0	1	8	10
Total Pending at End of Period							51

RUSSO, JOSEPH D

Pending at Beg of Period	New Cases Filed			Cases Transferred In / Reactivated			Total
119	15			5			139
Terminations	Bankruptcy	Default	RefVacated	Court Trial	Dismiss	Other	Total
	1	13	0	0	0	5	19
Total Pending at End of Period							120

RUSSO, MICHAEL J

CUYAHOGA COUNTY COURT OF COMMON PLEAS

DATE: 02/09/2017
TIME: 09:20 AM

Foreclosure Statistics by Judge
Reporting Period: January 2017

PAGE: 5
CMSR1062

Judge

Pending at Beg of Period		New Cases Filed			Cases Transferred In / Reactivated			Total
128		10			4			142
Terminations								
Bankruptcy	2	Default	14	RefVacated	0	Court Trial	0	
						Dismiss	10	
						Other	8	
							Total	34
							Total Pending at End of Period	108
<hr/>								
RUSSO, NANCY MARGARET								
Pending at Beg of Period		New Cases Filed			Cases Transferred In / Reactivated			Total
84		11			5			100
Terminations								
Bankruptcy	0	Default	3	RefVacated	0	Court Trial	0	
						Dismiss	8	
						Other	6	
							Total	17
							Total Pending at End of Period	83
<hr/>								
SAFFOLD, SHIRLEY STRICKLAND								
Pending at Beg of Period		New Cases Filed			Cases Transferred In / Reactivated			Total
99		11			4			114
Terminations								
Bankruptcy	0	Default	3	RefVacated	0	Court Trial	0	
						Dismiss	4	
						Other	7	
							Total	14
							Total Pending at End of Period	100
<hr/>								
SHAUGHNESSY, MICHAEL P								
Pending at Beg of Period		New Cases Filed			Cases Transferred In / Reactivated			Total
0		4			137			141
Terminations								
Bankruptcy	0	Default	0	RefVacated	0	Court Trial	0	
						Dismiss	3	
						Other	1	
							Total	4
							Total Pending at End of Period	137
<hr/>								
SHEEHAN, BRENDAN J								
Pending at Beg of Period		New Cases Filed			Cases Transferred In / Reactivated			Total
120		12			6			138
Terminations								
Bankruptcy	2	Default	13	RefVacated	0	Court Trial	0	
						Dismiss	12	
						Other	11	
							Total	38
							Total Pending at End of Period	100
<hr/>								
SUTULA, JOHN D								
Pending at Beg of Period		New Cases Filed			Cases Transferred In / Reactivated			Total
130		9			2			141
Terminations								
Bankruptcy	1	Default	20	RefVacated	0	Court Trial	0	
						Dismiss	7	
						Other	6	
							Total	34
							Total Pending at End of Period	107
<hr/>								
SUTULA, KATHLEEN ANN								
Pending at Beg of Period		New Cases Filed			Cases Transferred In / Reactivated			Total
85		8			9			102
Terminations								
Bankruptcy	0	Default	9	RefVacated	0	Court Trial	0	
						Dismiss	4	
						Other	8	
							Total	21
							Total Pending at End of Period	81

SYNENBERG, JOAN

CUYAHOGA COUNTY COURT OF COMMON PLEAS

DATE: 02/09/2017
 TIME: 09:20 AM

Foreclosure Statistics by Judge
 Reporting Period: January 2017

PAGE: 6
 CMSR1062

Judge

	Pending at Beg of Period		New Cases Filed		Cases Transferred In / Reactivated		Total
	97		13		7		117
Terminations							
	Bankruptcy	Default	RefVacated	Court Trial	Dismiss	Other	Total
	0	9	0	0	5	16	30
	Total Pending at End of Period						87

VILLANUEVA, JOSE A

	Pending at Beg of Period		New Cases Filed		Cases Transferred In / Reactivated		Total
	114		0		0		114
Terminations							
	Bankruptcy	Default	RefVacated	Court Trial	Dismiss	Other	Total
	0	0	0	0	0	114	114
	Total Pending at End of Period						0

Monthly Summary

MONTHLY SUMMARY

January 2017

NAME	PEND	ASSIGNED			TRIALS						DISP	PENDING				+ -
		CV	CR	TOT	JURY			COURT				CV	FR	CR	TOT	
Dick Ambrose	389	50	41	91	0	0	0	0	1	1	103	210	68	99	377	+ 12
Pamela A. Barker	449	53	27	80	0	0	0	0	1	1	89	187	156	97	440	+ 9
Janet R. Burnside	460	42	40	82	0	2	2	0	0	0	98	222	108	114	444	+ 16
Deena R. Calabrese	426	51	25	76	0	0	0	0	0	0	74	200	124	104	428	- 2
Maureen Clancy	374	53	29	82	0	1	1	0	0	0	88	186	99	83	368	+ 6
Cassandra Collier-Willia	427	52	35	87	0	0	0	0	1	1	94	163	107	150	420	+ 7
Brian J. Corrigan	501	53	35	88	0	0	0	0	2	2	85	264	111	129	504	- 3
Peter J. Corrigan	420	47	37	84	0	0	0	0	0	0	68	201	87	148	436	- 16
Michael P. Donnelly	402	56	24	80	0	1	1	0	0	0	100	179	104	99	382	+ 20
Carolyn B. Friedland	469	52	32	84	0	0	0	0	1	1	93	222	104	134	460	+ 9
Stuart A. Friedman	453	50	27	77	0	0	0	0	1	1	102	219	91	118	428	+ 25
Nancy A. Fuerst	408	51	25	76	0	0	0	0	0	0	97	191	126	70	387	+ 21
Steven E. Gall	450	52	21	73	0	0	0	0	0	0	87	187	122	127	436	+ 14
Hollie L. Gallagher	373	53	27	80	0	0	0	0	0	0	95	192	74	92	358	+ 15
Kelly A. Gallagher	463	45	29	74	1	2	3	0	1	1	107	197	102	131	430	+ 33
Shannon M. Gallagher	470	50	25	75	0	1	1	0	0	0	58	233	143	111	487	- 17
Daniel Gaul	552	48	33	81	0	0	0	0	2	2	110	214	145	164	523	+ 29
Michael E Jackson	475	45	36	81	0	0	0	0	0	0	82	193	105	176	474	+ 1
David T. Matia	410	50	35	85	1	0	1	0	0	0	95	201	99	100	400	+ 10
Robert C. McClelland	494	54	36	90	0	0	0	0	0	0	80	247	100	157	504	- 10
Timothy McCormick	384	49	27	76	0	0	0	0	0	0	82	209	71	98	378	+ 6
Nancy R. McDonnell	365	49	26	75	1	0	1	0	0	0	80	188	94	78	360	+ 5
Sherrie Miday	394	48	25	73	0	1	1	0	0	0	61	183	92	131	406	- 12
John P. O'Donnell	447	52	19	71	1	0	1	1	0	1	85	233	87	113	433	+ 14
John J. Russo	156	23	17	40	0	0	0	0	0	0	36	93	49	18	160	- 4
Joseph D. Russo	482	45	23	68	0	0	0	0	0	0	59	204	120	167	491	- 9
Michael J. Russo	433	49	30	79	0	2	2	0	0	0	116	193	108	95	396	+ 37
Nancy Margaret Russo	240	50	28	78	0	1	1	0	0	0	100	85	81	52	218	+ 22
Shirley Strickland Saffold	432	49	33	82	0	1	1	0	0	0	72	200	99	143	442	- 10
Michael P. Shaughnessy	494	45	30	75	0	0	0	0	0	0	82	220	135	132	487	+ 7
Brendan J. Sheehan	366	52	18	70	0	2	2	0	0	0	95	161	100	80	341	+ 25
John D. Sutula	575	47	49	96	0	0	0	0	1	1	93	283	107	188	578	- 3
Kathleen Ann Sutula	353	56	30	86	2	0	2	0	0	0	79	172	80	108	360	- 7
Joan Synenberg	371	53	35	88	0	0	0	0	1	1	109	196	86	68	350	+ 21
TOTALS	14357	1674	1009	2683	6	14	20	1	12	13	2954	6728	3484	3874	14086	+ 271

Year to Date Summary

SUMMARY FOR THE COURT

January - January 2017

NAME	PEND	ASSIGNED			TRIALS						DISP	PENDING				+	-
		CV	CR	TOT	JURY			COURT				CV	FR	CR	TOT		
Dick Ambrose	389	50	41	91	0	0	0	0	1	1	103	210	68	99	377	+ 12	
Pamela A. Barker	449	53	27	80	0	0	0	0	1	1	89	187	156	97	440	+ 9	
Janet R. Burnside	460	42	40	82	0	2	2	0	0	0	98	222	108	114	444	+ 16	
Deena R. Calabrese	426	51	25	76	0	0	0	0	0	0	74	200	124	104	428	- 2	
Maureen Clancy	374	53	29	82	0	1	1	0	0	0	88	186	99	83	368	+ 6	
Cassandra Collier-Willia	427	52	35	87	0	0	0	0	1	1	94	163	107	150	420	+ 7	
Brian J. Corrigan	501	53	35	88	0	0	0	0	2	2	85	264	111	129	504	- 3	
Peter J. Corrigan	420	47	37	84	0	0	0	0	0	0	68	201	87	148	436	- 16	
Michael P. Donnelly	402	56	24	80	0	1	1	0	0	0	100	179	104	99	382	+ 20	
Carolyn B. Friedland	469	52	32	84	0	0	0	0	1	1	93	222	104	134	460	+ 9	
Stuart A. Friedman	453	50	27	77	0	0	0	0	1	1	102	219	91	118	428	+ 25	
Nancy A. Fuerst	408	51	25	76	0	0	0	0	0	0	97	191	126	70	387	+ 21	
Steven E. Gall	450	52	21	73	0	0	0	0	0	0	87	187	122	127	436	+ 14	
Hollie L. Gallagher	373	53	27	80	0	0	0	0	0	0	95	192	74	92	358	+ 15	
Kelly A. Gallagher	463	45	29	74	1	2	3	0	1	1	107	197	102	131	430	+ 33	
Shannon M. Gallagher	470	50	25	75	0	1	1	0	0	0	58	233	143	111	487	- 17	
Daniel Gaul	552	48	33	81	0	0	0	0	2	2	110	214	145	164	523	+ 29	
Michael E Jackson	475	45	36	81	0	0	0	0	0	0	82	193	105	176	474	+ 1	
David T. Matia	410	50	35	85	1	0	1	0	0	0	95	201	99	100	400	+ 10	
Robert C. McClelland	494	54	36	90	0	0	0	0	0	0	80	247	100	157	504	- 10	
Timothy McCormick	384	49	27	76	0	0	0	0	0	0	82	209	71	98	378	+ 6	
Nancy R. McDonnell	365	49	26	75	1	0	1	0	0	0	80	188	94	78	360	+ 5	
Sherrie Miday	394	48	25	73	0	1	1	0	0	0	61	183	92	131	406	- 12	
John P. O'Donnell	447	52	19	71	1	0	1	1	0	1	85	233	87	113	433	+ 14	
John J. Russo	156	23	17	40	0	0	0	0	0	0	36	93	49	18	160	- 4	
Joseph D. Russo	482	45	23	68	0	0	0	0	0	0	59	204	120	167	491	- 9	
Michael J. Russo	433	49	30	79	0	2	2	0	0	0	116	193	108	95	396	+ 37	
Nancy Margaret Russo	240	50	28	78	0	1	1	0	0	0	100	85	81	52	218	+ 22	
Shirley Strickland Saffold	432	49	33	82	0	1	1	0	0	0	72	200	99	143	442	- 10	
Michael P. Shaughnessy	494	45	30	75	0	0	0	0	0	0	82	220	135	132	487	+ 7	
Brendan J. Sheehan	366	52	18	70	0	2	2	0	0	0	95	161	100	80	341	+ 25	
John D. Sutula	575	47	49	96	0	0	0	0	1	1	93	283	107	188	578	- 3	
Kathleen Ann Sutula	353	56	30	86	2	0	2	0	0	0	79	172	80	108	360	- 7	
Joan Synenberg	371	53	35	88	0	0	0	0	1	1	109	196	86	68	350	+ 21	
TOTALS	14357	1674	1009	2683	6	14	20	1	12	13	2954	6728	3484	3874	14086	+ 271	

Corrections/Adjustments