



**CUYAHOGA COUNTY COMMON PLEAS COURT**

***Statistics Report  
February 2017***

***John J. Russo  
Administrative and Presiding Judge***

**TABLE OF CONTENTS**

**Criminal Statistics**

Newly Filed, Re-Activated and Transferred in Cases \_\_\_\_\_ 4

Yearly Criminal Terminations \_\_\_\_\_ 5

Pending Criminal Cases End of Period \_\_\_\_\_ 6

Clearance Rate \_\_\_\_\_ 7

Arrest to Disposition Timeline \_\_\_\_\_ 8

Average Arrest to Disposition Timeline (Jail Cases) \_\_\_\_\_ 9

Average Arrest to Disposition Timeline (Non-Jail Cases) \_\_\_\_\_ 10

Average Arrest to Disposition Timeline (Jail and Non-Jail Cases) \_\_\_\_\_ 11

Yearly Average Arrest to Disposition Timeline \_\_\_\_\_ 12

Indictments and Informations Filed With the Clerk of Courts \_\_\_\_\_ 13

Bail Case Arraignment Activity \_\_\_\_\_ 14

Overall Arraignment Statistics \_\_\_\_\_ 15

**Foreclosure Statistics**

Total Pending Judicial Foreclosure Cases Referred to Magistrates \_\_\_\_\_ 17

Total Pending Tax Lien & Certificate Cases Referred to Magistrates \_\_\_\_\_ 18

Percentage of Pending Judicial Foreclosure Cases By Filing Year \_\_\_\_\_ 19

Judicial Foreclosure Clearance Rate Year 2017 \_\_\_\_\_ 20

Avg. Number of Days to Disp. (Excl. Bank. Stays & Tax Lien & Tax Cert.) \_\_\_\_\_ 21

Avg. Number of Days to Disp. (Excl. Bank. Stays & Incl. Tax Lien & Tax Cert.) \_\_\_\_\_ 22

Total New Judicial Foreclosure Filings \_\_\_\_\_ 23

New Marsh of Lien/Quiet Title/Partition Case Filings for Years 2005 – 2017 YTD \_\_\_\_\_ 24

New Marsh of Lien/Quiet Title/Partition Case Filings by month for 2017 YTD \_\_\_\_\_ 24

New Tax Lien & Certificate Filings for Years 2005 – 2017 YTD \_\_\_\_\_ 25

New Tax Lien & Certificate Filings by Month for Year 2017 YTD \_\_\_\_\_ 25

Total New Judicial Foreclosure Filings Years 2005 – 2017 YTD \_\_\_\_\_ 26

Total New Judicial Foreclosure Filings by Month for Year 2017 YTD \_\_\_\_\_ 26

Magistrate’s Monthly Reports \_\_\_\_\_ 27

Report CMSR1062 - Judicial Foreclosure Statistics by Judge \_\_\_\_\_ 35

Monthly Summary \_\_\_\_\_ 41

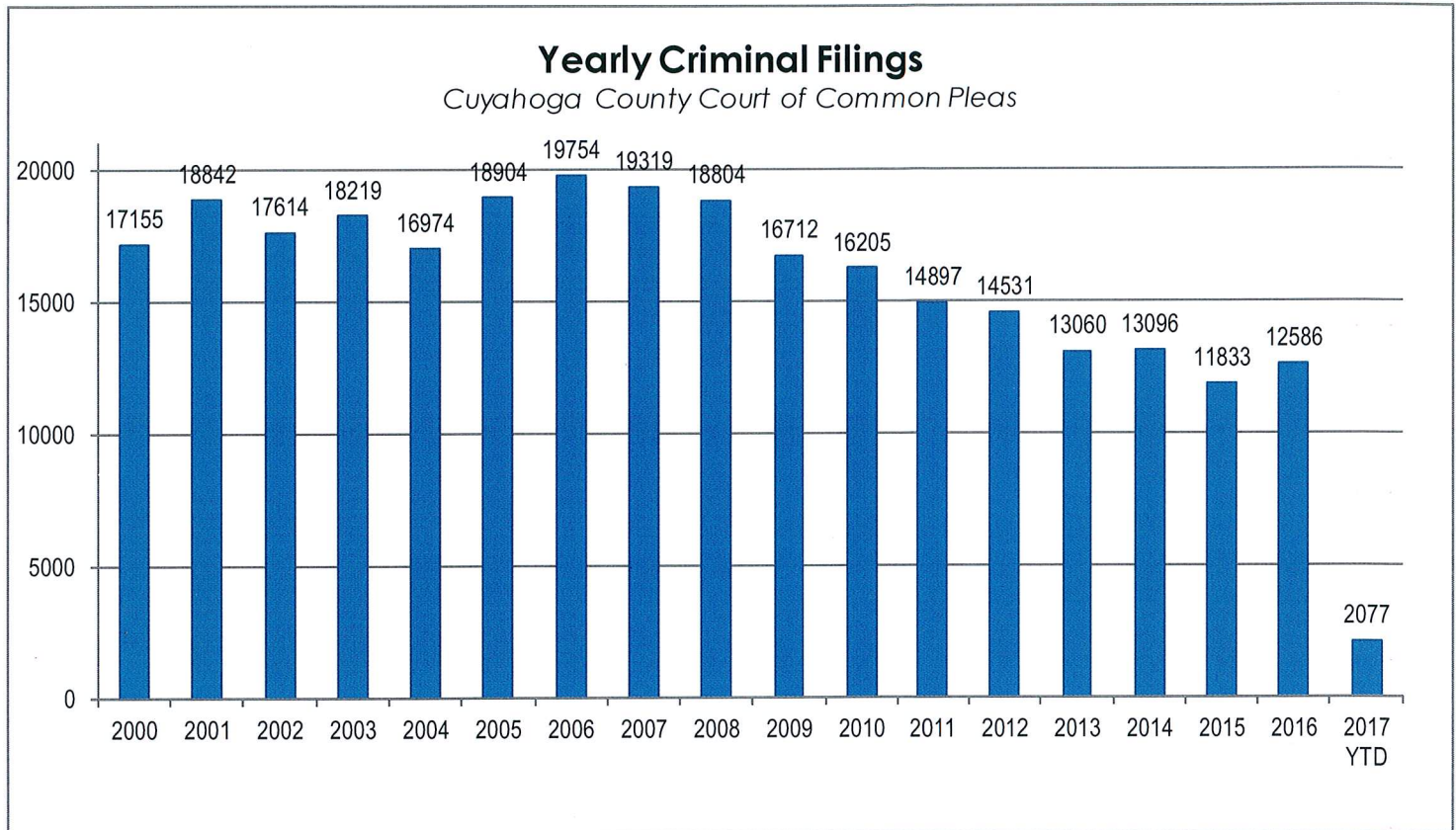
Year to Date Summary \_\_\_\_\_ 43

Corrections/Adjustments \_\_\_\_\_ 45

# *Criminal Case Statistics*

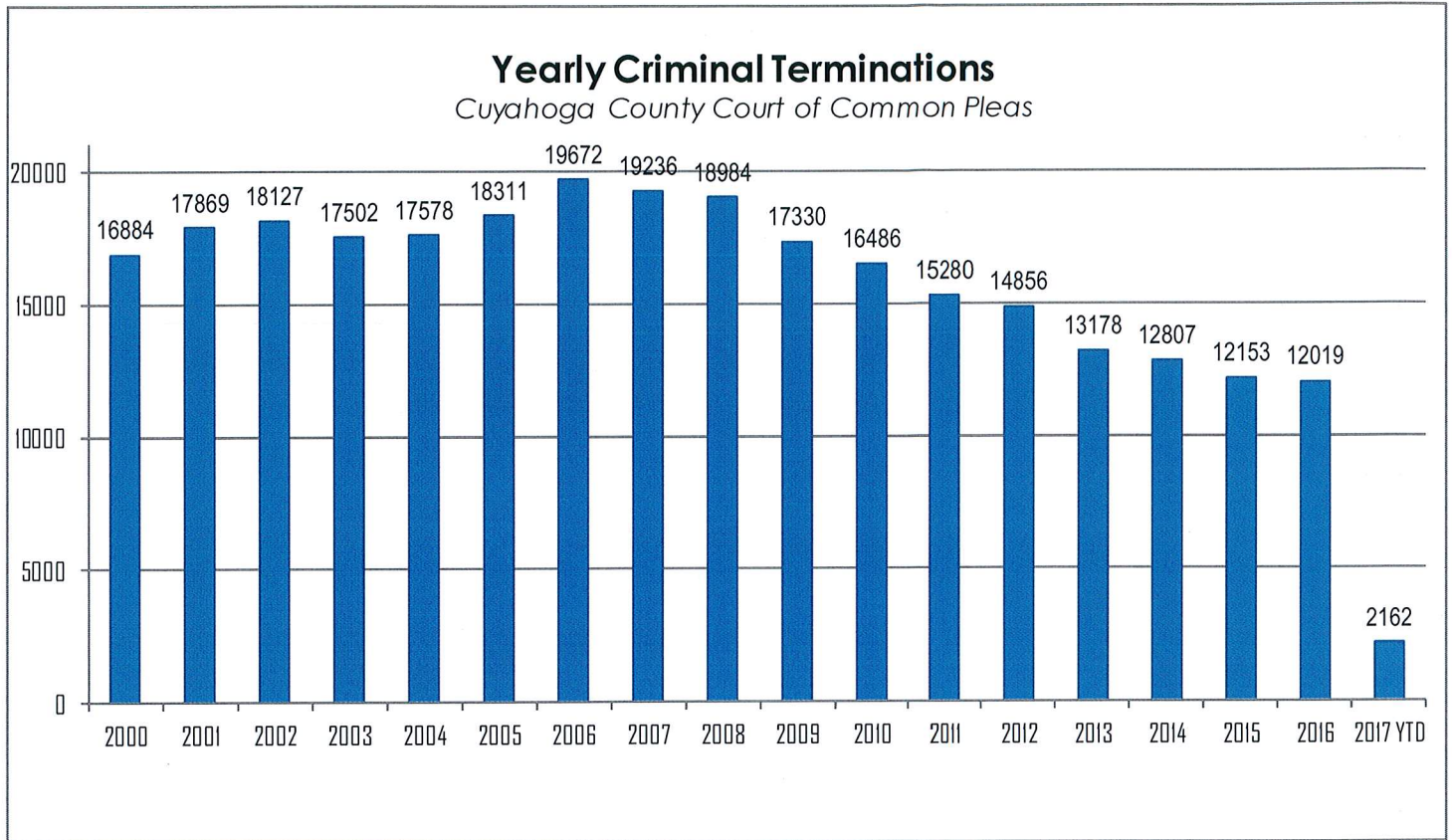
***Newly Filed, Re-Activated and Transferred in Cases***

The following chart is a representation of all filed cases in Cuyahoga County Court of Common Pleas from 2000 – February 2017. Newly filed cases are defined as having been arraigned and assigned to a Judge. Re-activated cases are defined as cases where a defendant was unavailable for trial and has now become ready to proceed. Transferred cases are defined as cases moved from one judge’s docket to another. This could be due to re-assignment to a Mental Health Judge or after additional information indicates that by Court rule, the case should have been assigned to another Judge.



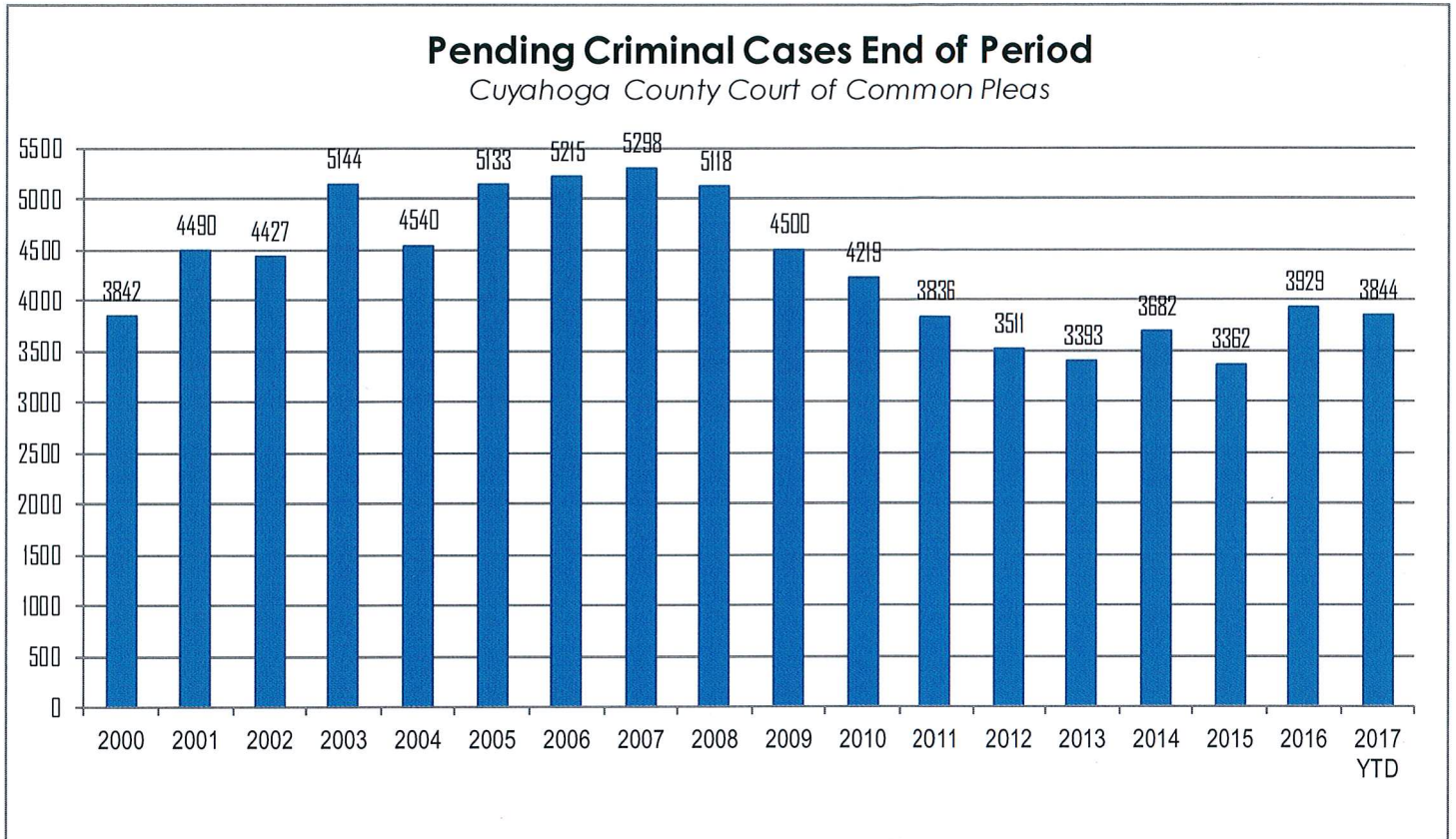
## Yearly Criminal Terminations

The following chart represents cases that have been terminated by the court from 2000 – February 2017. These cases have been terminated either by trial; plea, dismissal or a defendant is unavailable for trial or sentencing.



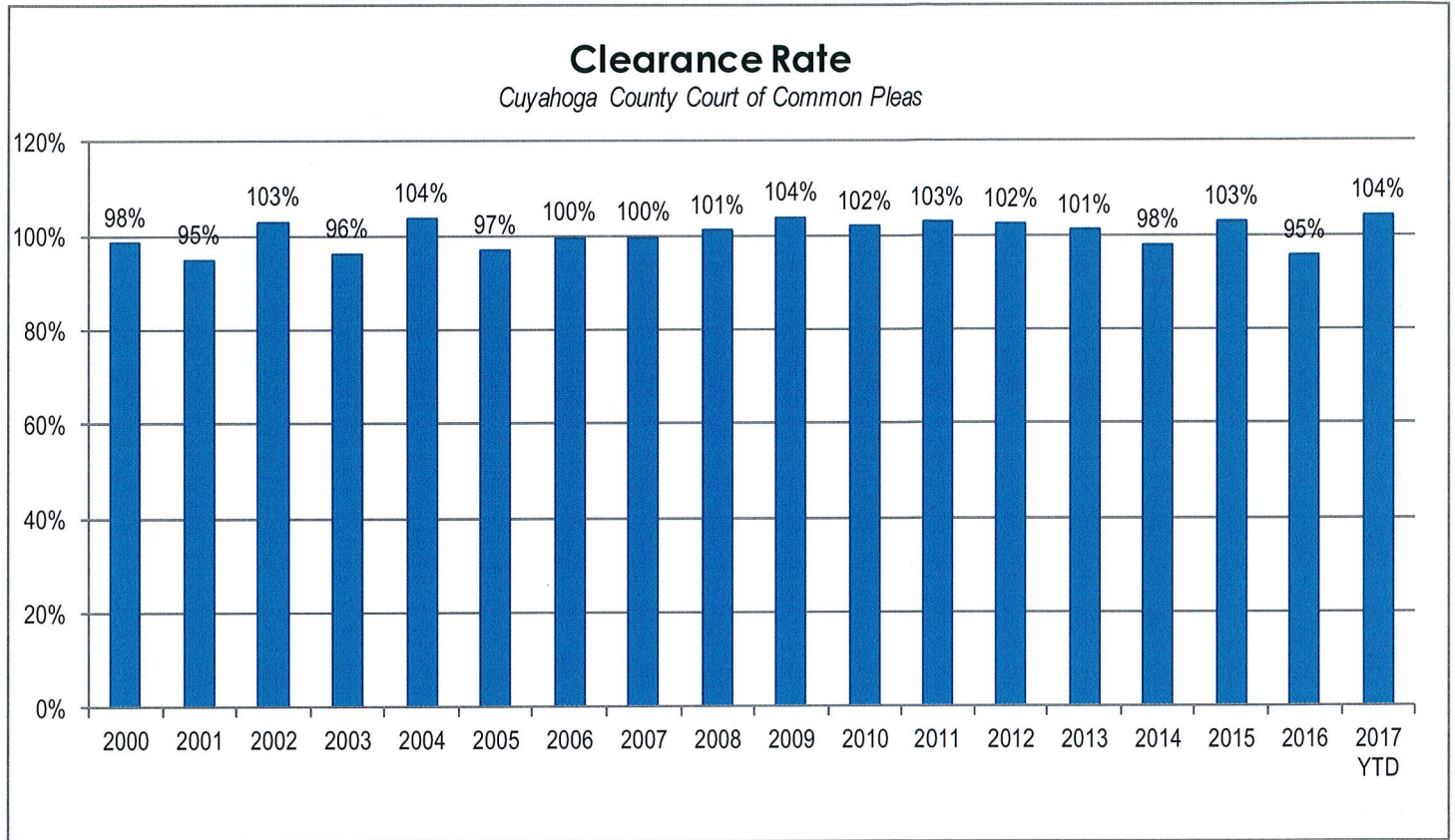
## Pending Criminal Cases End of Period

The following chart represents the total number of cases pending at the end of the reporting period from 2000 – February 2017. Pending criminal cases at the end of the period is determined by adding the total number of pending cases at the beginning of the reporting period, and all newly filed, re-activated and transferred in cases. The total number of cases terminated in the period is subtracted from the sum total pending at the beginning of the period to give the value pending at the end of the period.



## Clearance Rate

The Clearance Rate is the total number of outgoing cases as a percentage of the number of incoming cases. Clearance rate measures whether the court is keeping up with its incoming caseload. If cases are not disposed in a timely manner, a backlog of cases awaiting disposition will grow. A Clearance Rate of 100% indicates that at least as many cases have been filed, reopened, or reactivated in a period have been disposed.



## ***Arrest to Disposition Timeline***

Arrest to disposition timeline is a method to measure how felony cases flow through the Cuyahoga County Criminal Justice System. By capturing how long a case takes to move from stage to stage, we can examine where problems may exist and where potential improvements in case processing can be made.

The source data was extracted from the Cuyahoga County Court of Common Pleas Case Management System. The overall population of sample data was based on cases terminated in a given month excluding cases that have gone through diversion programs. A case is defined as a defendant and all charges involved in a single incident. The period for the extracted data is from February 2017.

The stages examined were:

Arrest to Indictment  
Indictment to Arraignment  
Arraignment to 1<sup>st</sup> Pre-Trial  
1<sup>st</sup> Pre-Trial to Plea/Trial  
Plea/Trial to Termination

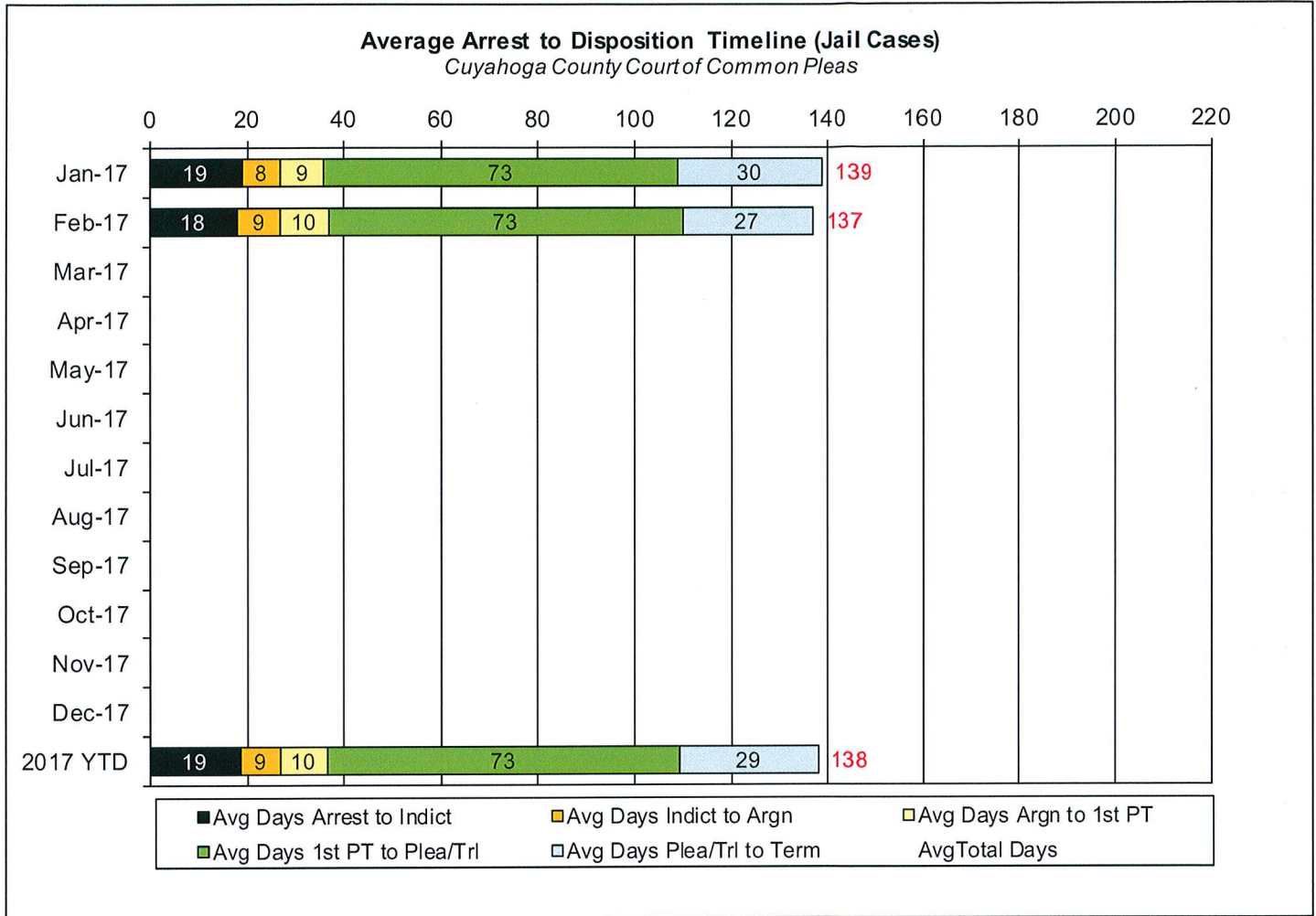
Due to the fact that each case may or may not have all of the stage date elements, a method to arrive at stage averages was applied. For a case to be included in the average for a stage there would need to be both dates for the given stage. A case would be included in the Arrest to Indictment stage if both arrest date and indictment date were available. This method was applied to each of the five stages. Next we calculated the total number of cases that met the date criteria for each of the ranges and also the total number of days between each date. To arrive at an average, the total number of days for each case in each range was calculated and divided by the total number of cases that met the date criteria. If a case had a time period or periods where the defendant was capiased or referred to the Psych Clinic, that amount of time was subtracted from the appropriate range. For re-indicted cases, the original arrest date is used.

The following three charts are for Jail, Non-Jail and combined Jail and Non-Jail cases. Jail and Non-Jail cases are defined by the posting of bond prior to plea or trial.



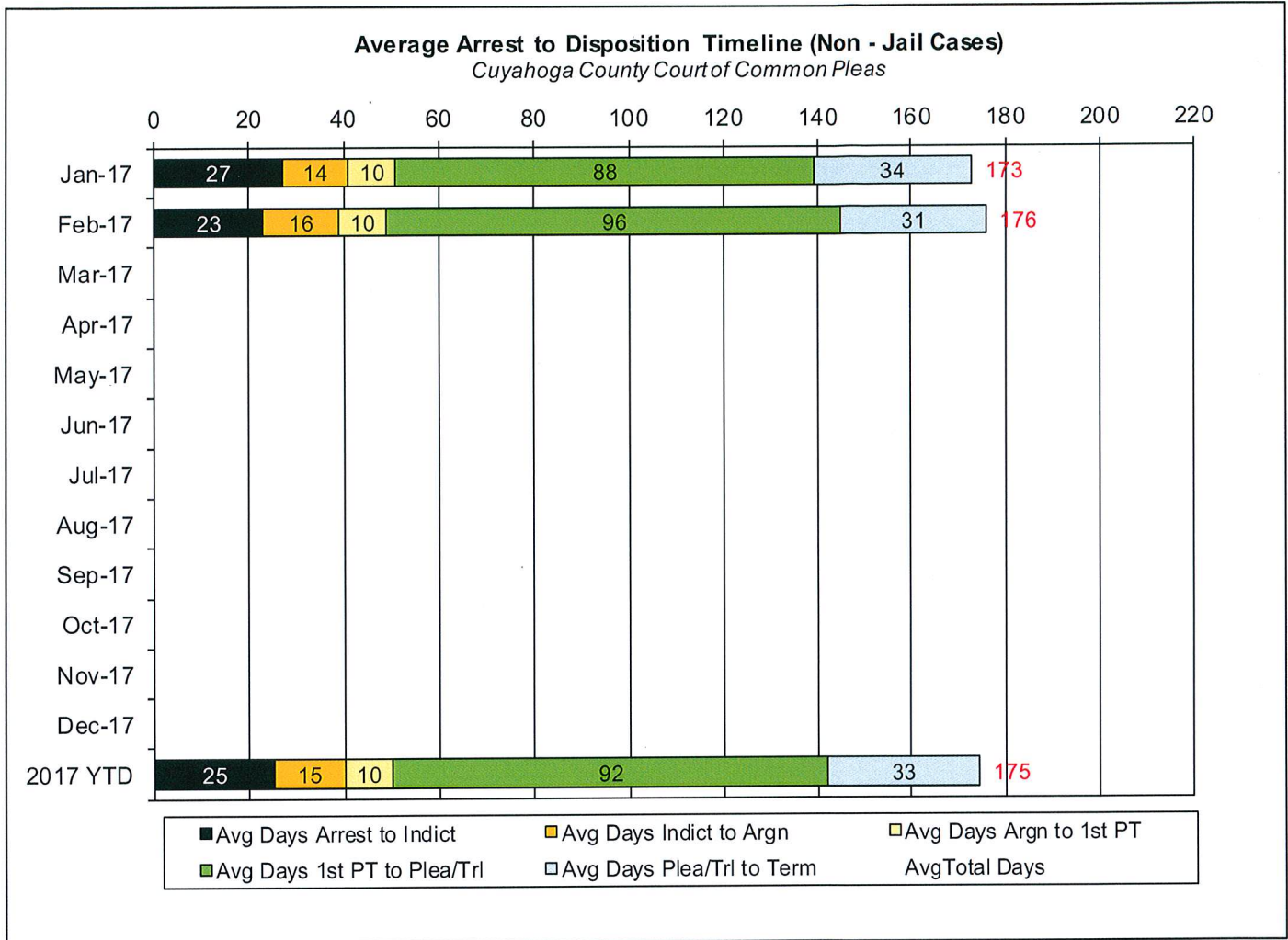
# CUYAHOGA COUNTY COMMON PLEAS COURT

## Average Arrest to Disposition Timeline (Jail Cases)



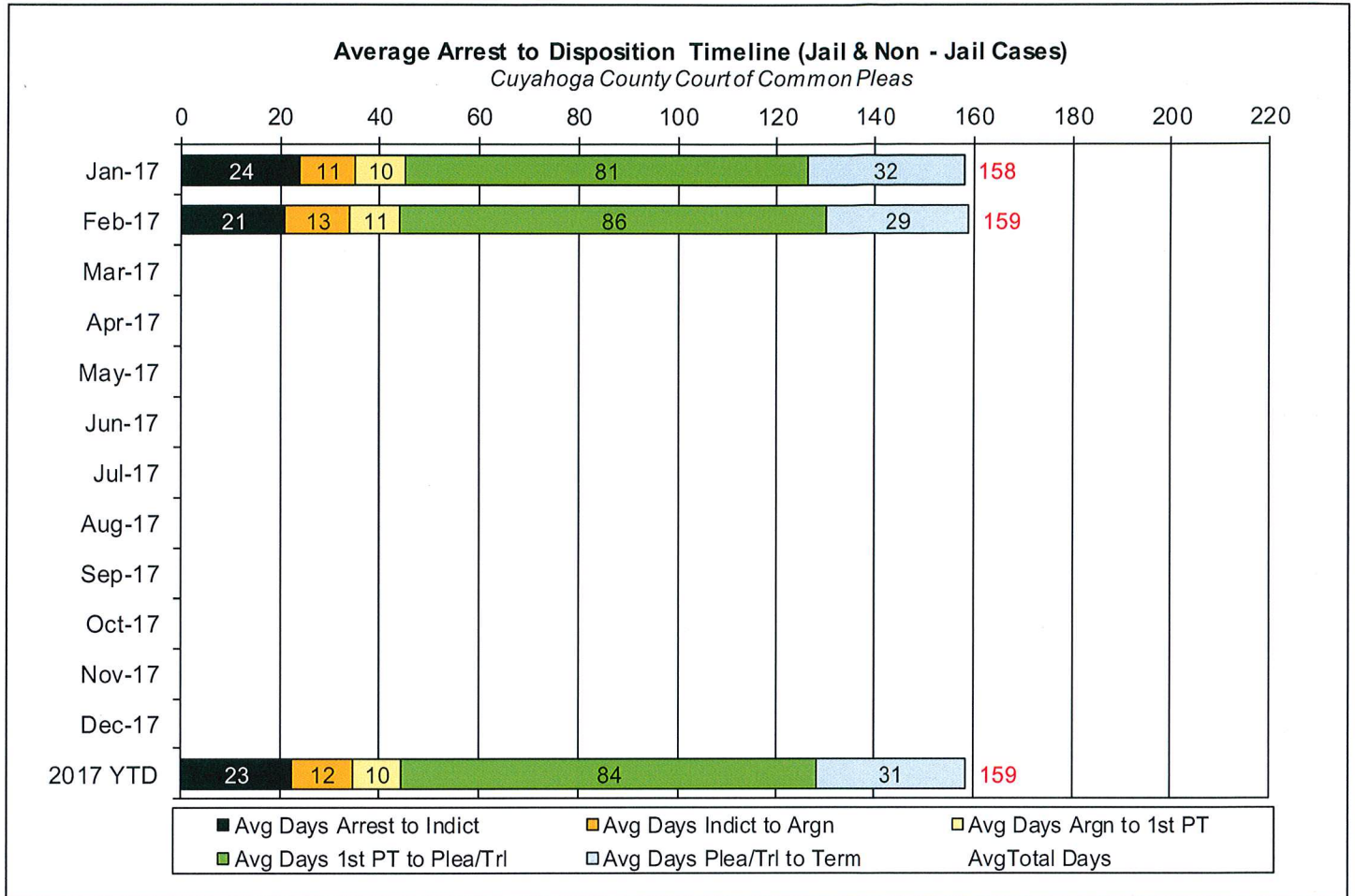
# CUYAHOGA COUNTY COMMON PLEAS COURT

## Average Arrest to Disposition Timeline (Non-Jail Cases)



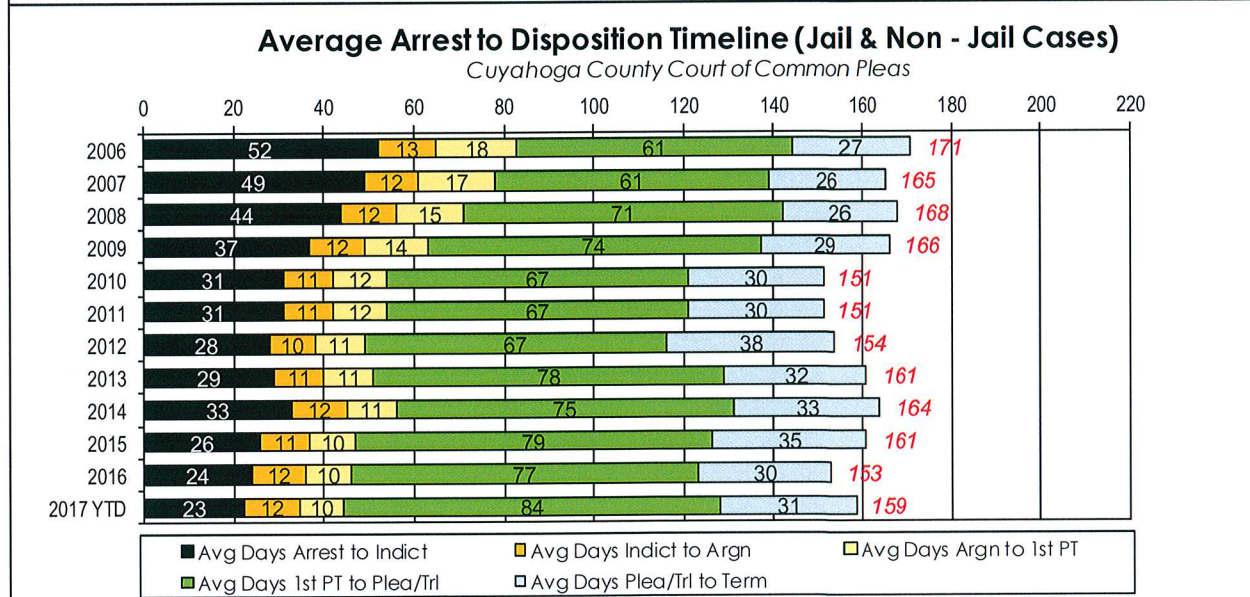
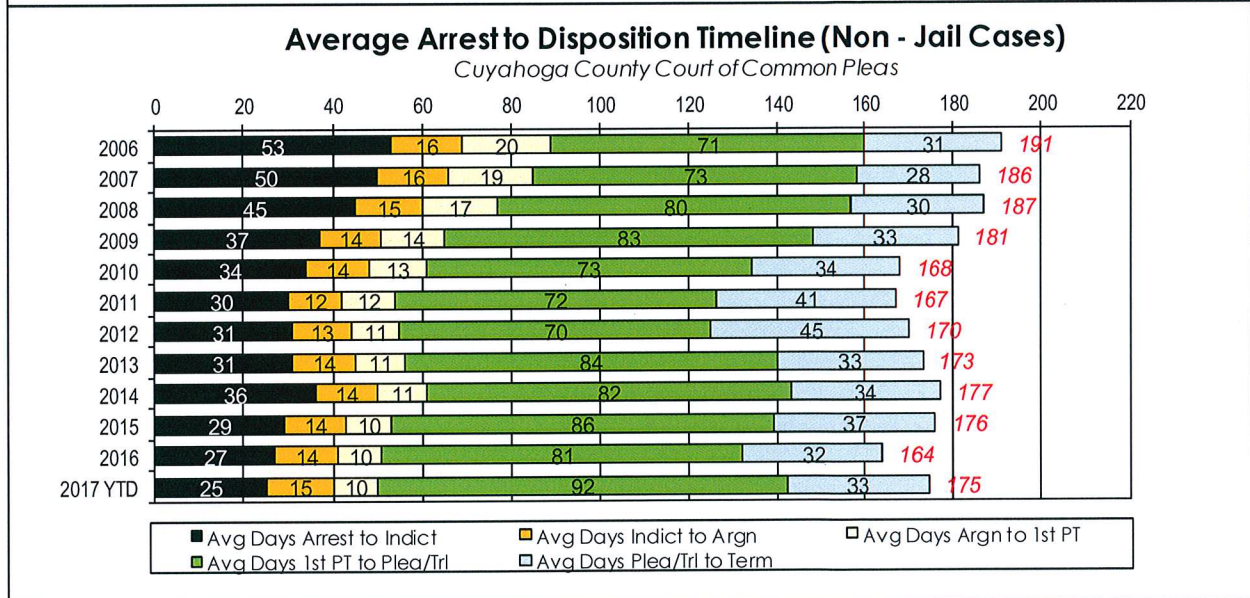
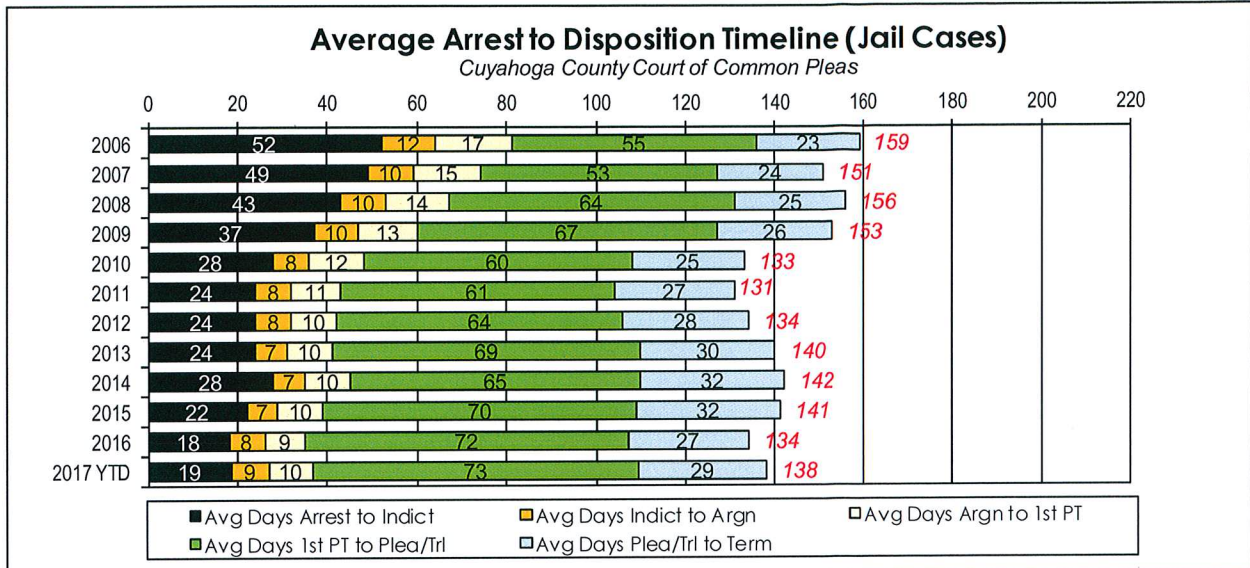
# CUYAHOGA COUNTY COMMON PLEAS COURT

## Average Arrest to Disposition Timeline (Jail and Non-Jail Cases)



# CUYAHOGA COUNTY COMMON PLEAS COURT

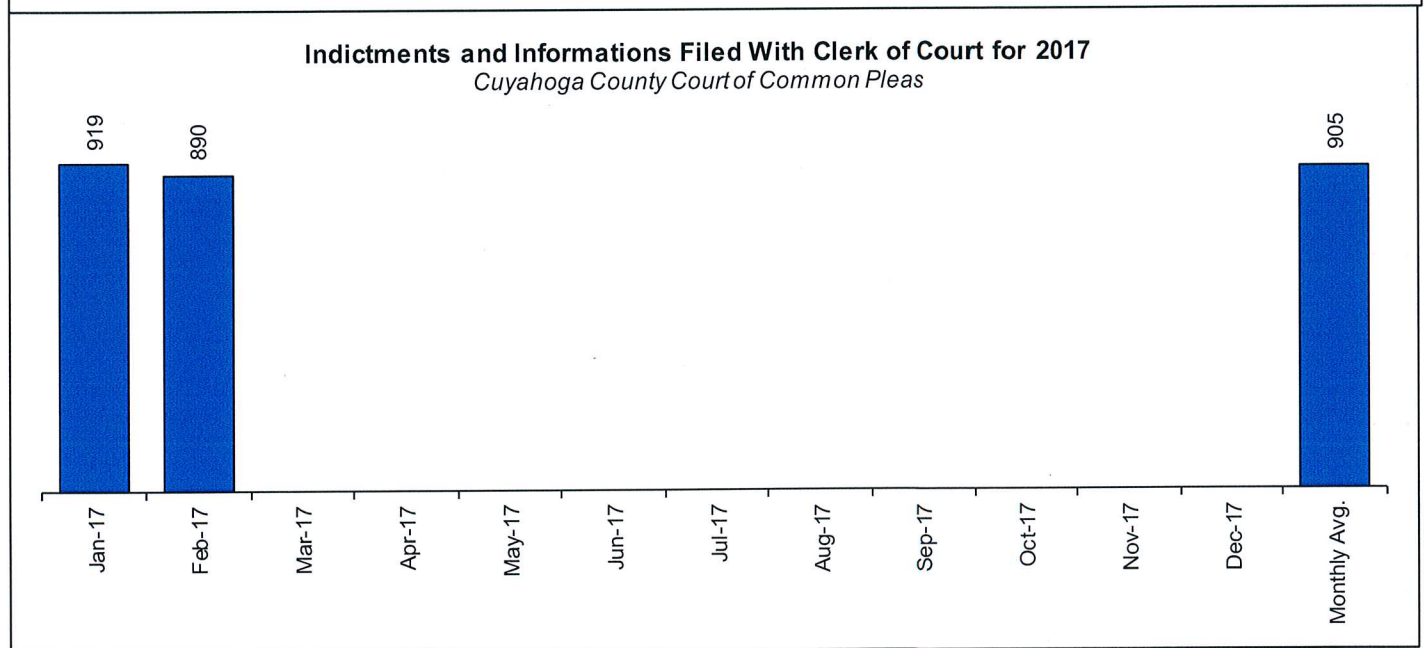
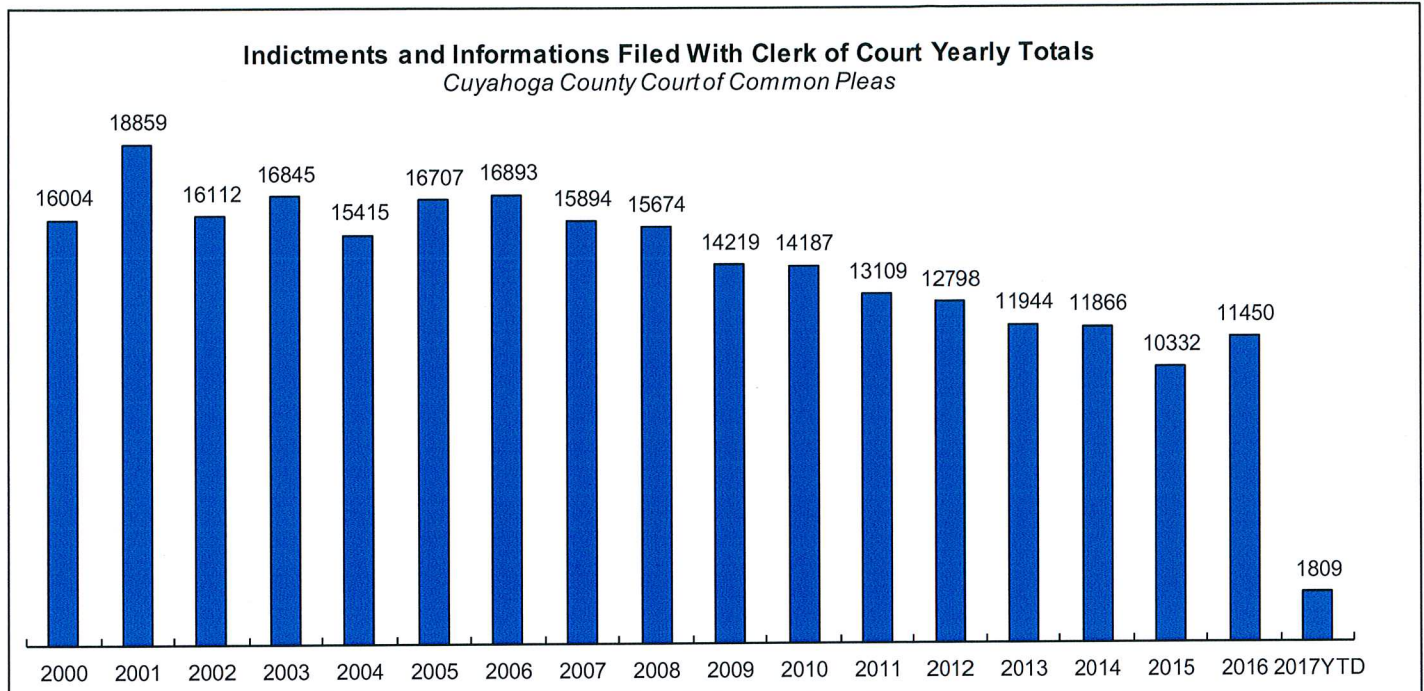
## Yearly Average Arrest to Disposition Timeline



# CUYAHOGA COUNTY COMMON PLEAS COURT

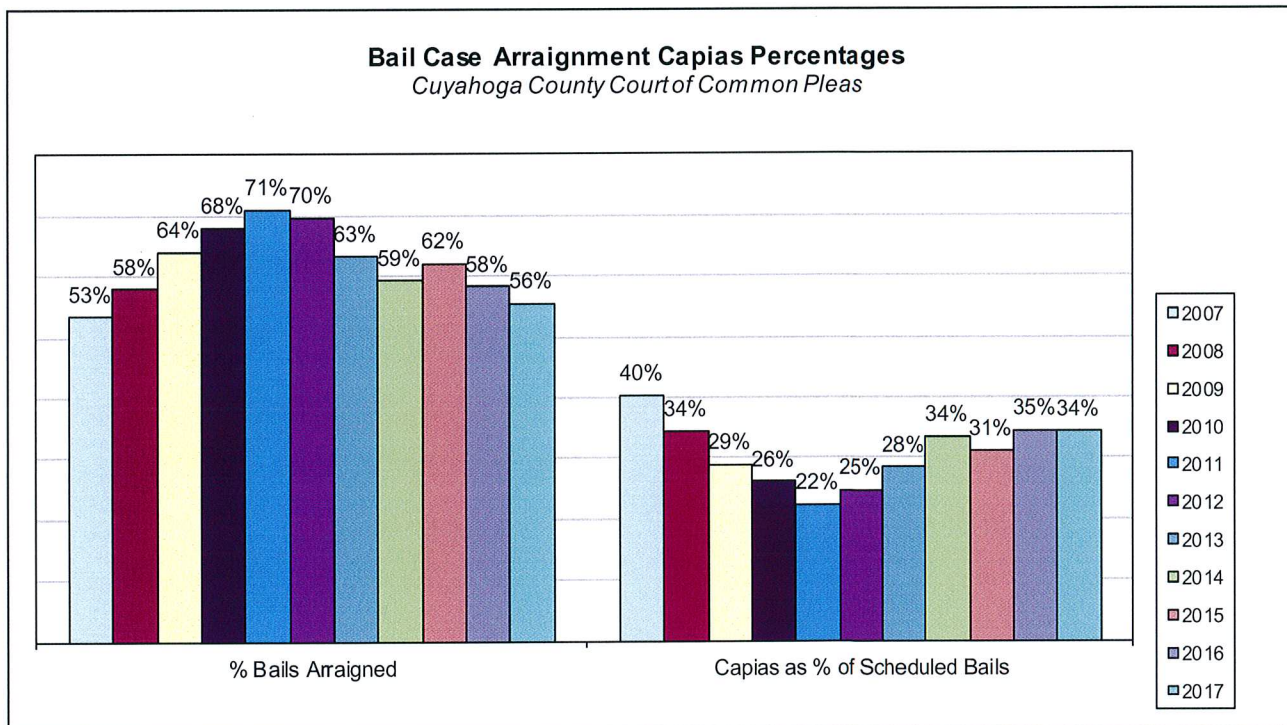
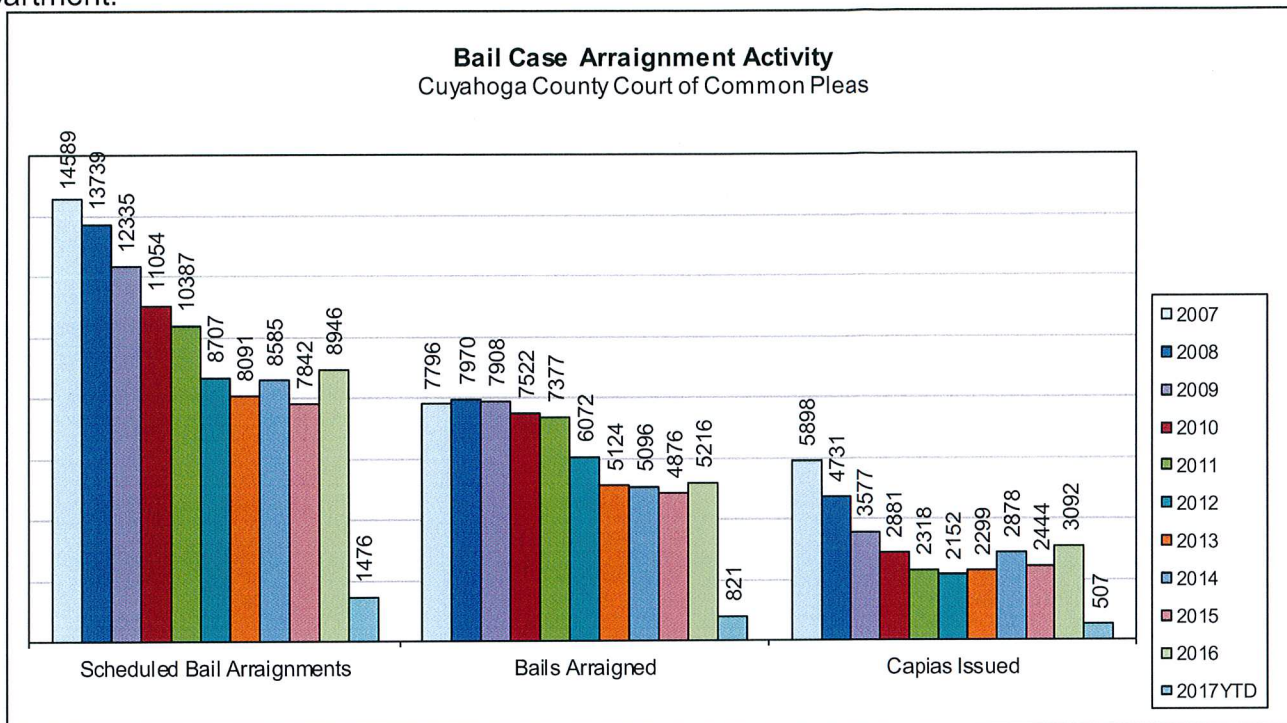
## **Indictments and Informations Filed With the Clerk of Courts**

The following charts are reflective of Indictments and Informations filed with the Criminal Clerk of Courts from 2000. The source for this information was the Criminal Clerk's Office.



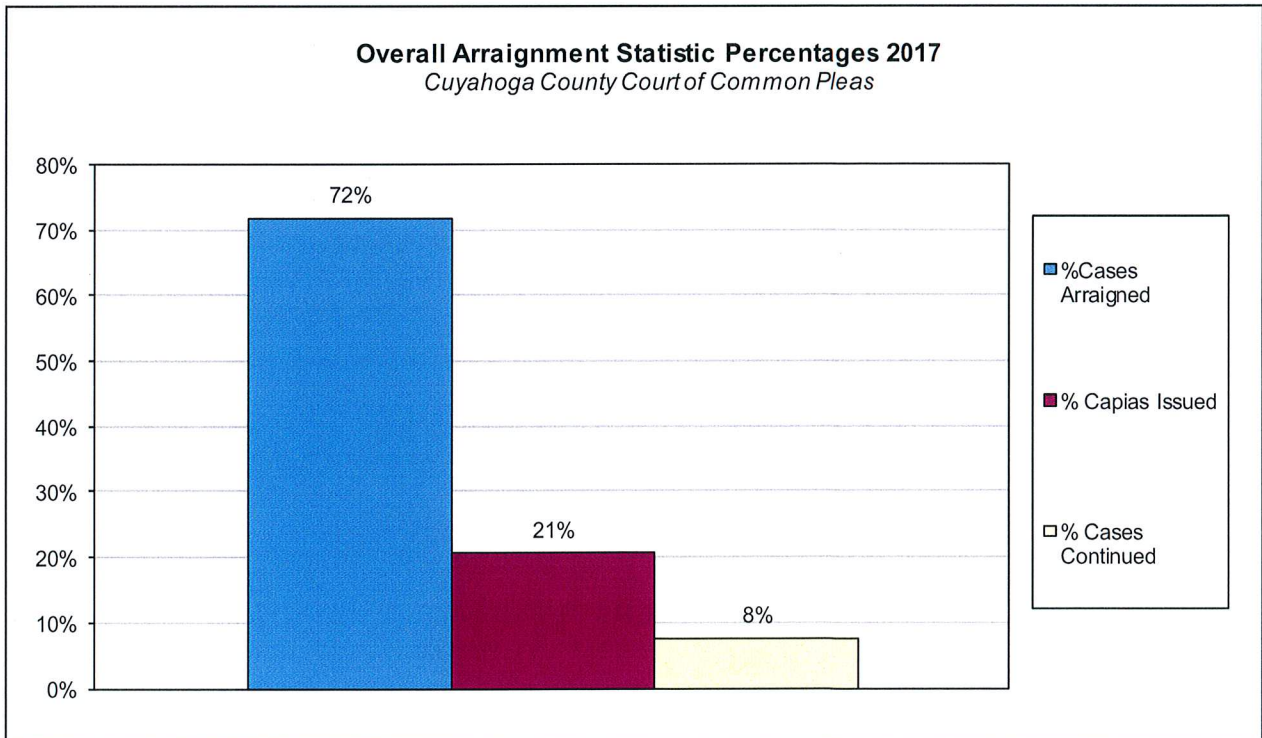
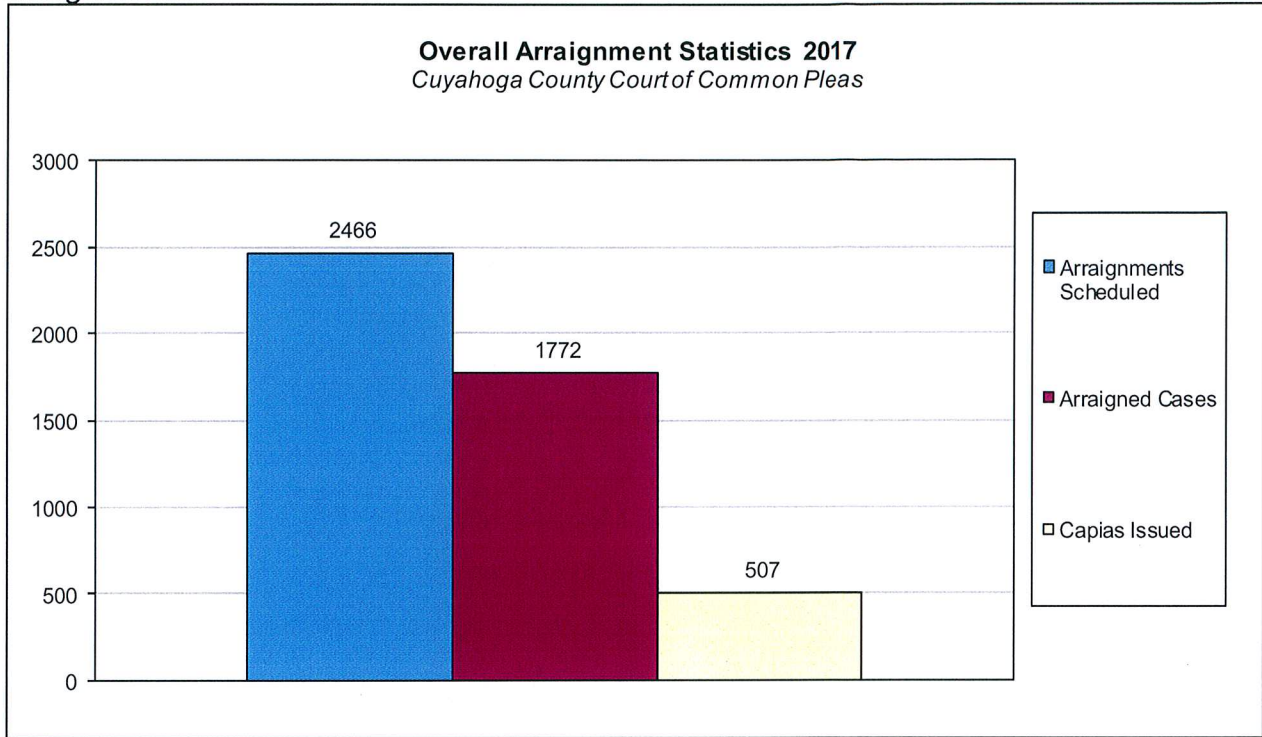
## Bail Case Arraignment Activity

The following charts are reflective of arraignment activity where the defendant was not incarcerated at the time of arraignment. The source for this information was the Criminal Records Department.



## Overall Arraignment Statistics

The arraignment statistics were provided by the Criminal Records Department. They are provided to give a representation of arraignment activity in the Court in 2017. These statistics include jail and non – jail arraignments.




# Judicial Foreclosure Statistics<sup>1</sup>

<sup>1</sup> For clarification purposes, Foreclosure cases in this report are identified as Judicial Foreclosure filings (filing codes 1460 (Foreclosure Marsh. Of Lien), 1465(Tax Lien), 1466 (Tax Certificate), 1470 (Quiet Title), and 1480 (Partition)). These cases are different from Board of Revision Foreclosures, which are not reported here.



## **Total Pending Judicial Foreclosure Cases Referred to Magistrates**


The following chart is a display of the total number of pending Judicial Foreclosure cases referred to the Magistrates on specific dates. The table below shows the number of these cases pending from each year since 2000.



	As of:	2/9/2017	3/9/2017															
Year																		
2000		0	0															
2001		0	0															
2002		0	0															
2003		1	1															
2004		0	0															
2005		0	0															
2006		0	1															
2007		1	3															
2008		1	1															
2009		2	2															
2010		3	4															
2011		7	4															
2012		7	7															
2013		16	13															
2014		74	66															
2015		367	317															
2016		2909	2508															
2017		491	896															
<b>Total</b>		<b>3879</b>	<b>3823</b>															

## **Total Pending Tax Lien & Certificate Cases Referred to Magistrates**

The following chart is a display of the number of pending tax Judicial Foreclosure cases referred to the Magistrates on specific dates. The table below shows the number of pending tax Judicial Foreclosure cases in each year since 2000.

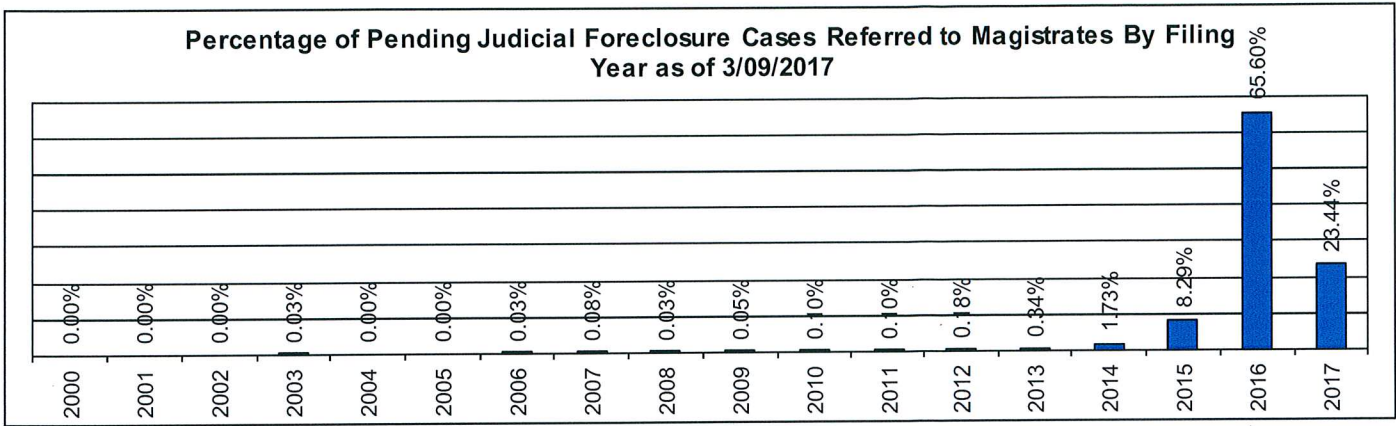


	As of:	2/9/2017	3/9/2017										
Year													
2000		0	0										
2001		0	0										
2002		0	0										
2003		0	0										
2004		0	0										
2005		0	0										
2006		0	0										
2007		0	0										
2008		0	0										
2009		0	0										
2010		1	1										
2011		2	1										
2012		0	0										
2013		3	3										
2014		17	14										
2015		83	73										
2016		584	484										
2017		62	110										
<b>Total</b>		<b>752</b>	<b>686</b>										

# CUYAHOGA COUNTY COMMON PLEAS COURT

## **Percentage of Pending Judicial Foreclosure Cases By Filing Year**

The following chart is a representation of the total number of pending Judicial Foreclosure cases by filing year expressed as a percentage on a specific date. The table below is the supporting data for this chart.


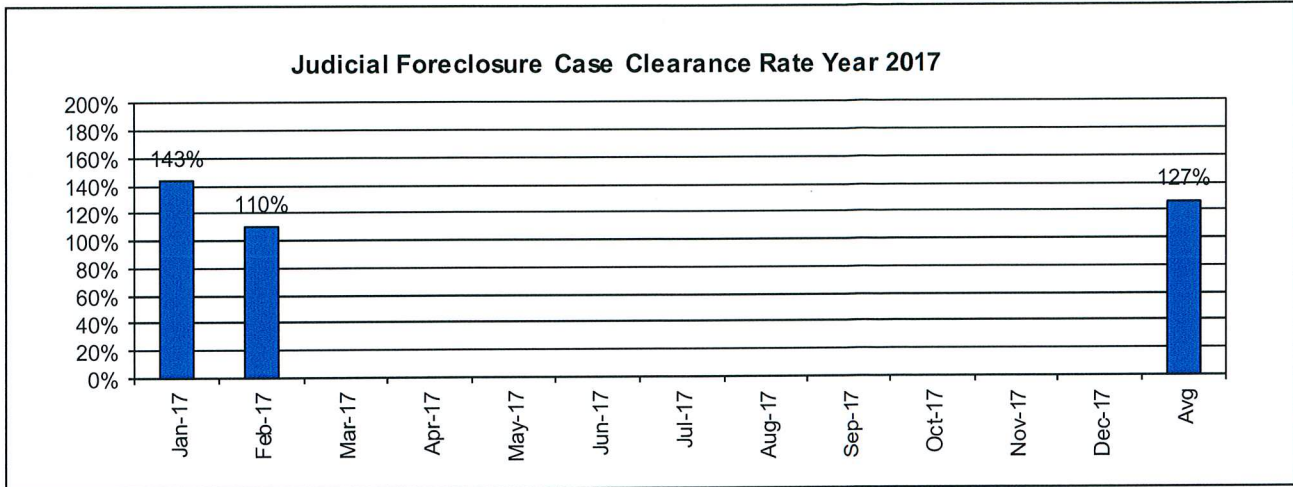


Year	As of:	3/9/2017	% of Total
2000		0	0.00%
2001		0	0.00%
2002		0	0.00%
2003		1	0.03%
2004		0	0.00%
2005		0	0.00%
2006		1	0.03%
2007		3	0.08%
2008		1	0.03%
2009		2	0.05%
2010		4	0.10%
2011		4	0.10%
2012		7	0.18%
2013		13	0.34%
2014		66	1.73%
2015		317	8.29%
2016		2508	65.60%
2017		896	23.44%
<b>Total</b>		<b>3823</b>	<b>76.56%</b>

# CUYAHOGA COUNTY COMMON PLEAS COURT

## Judicial Foreclosure Clearance Rate Year 2017

The Clearance Rate is the number of outgoing cases as a percentage of the number of incoming cases. Clearance rate measures whether the court is keeping up with its incoming caseload. If cases are not disposed in a timely manner, a backlog of cases awaiting disposition will grow. A Clearance Rate of 100% indicates that at least as many cases as have been filed, reopened, or reactivated in a period have been disposed.

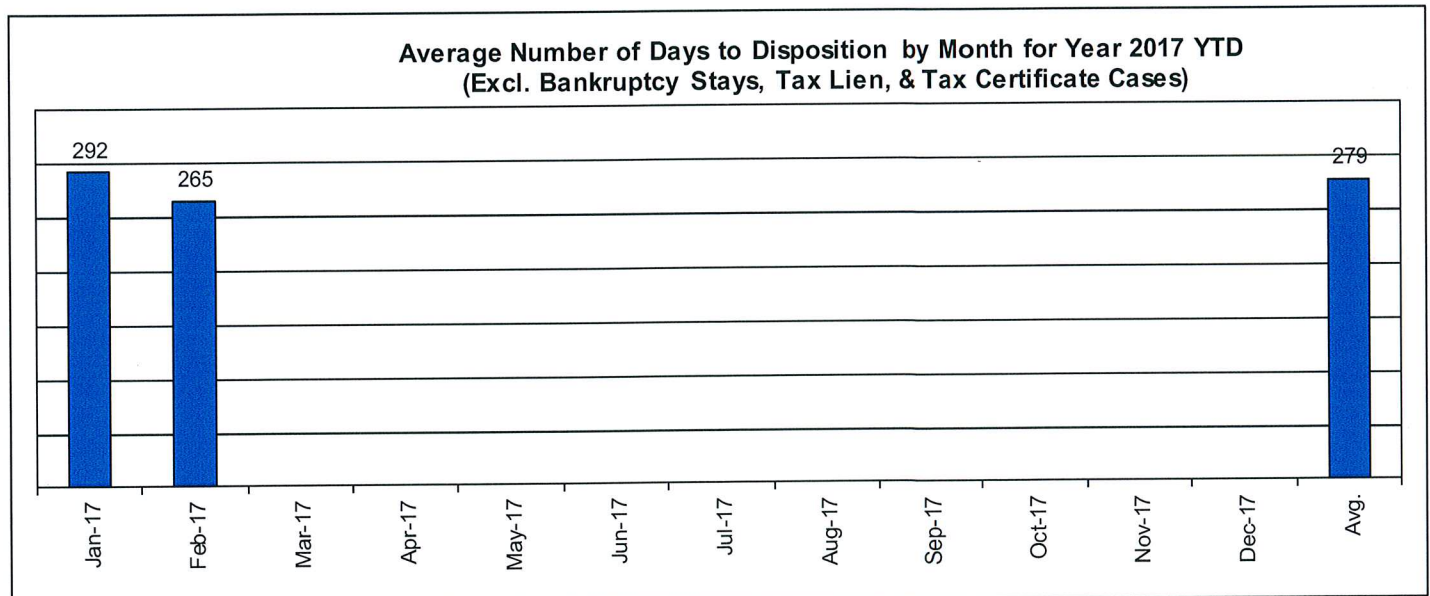
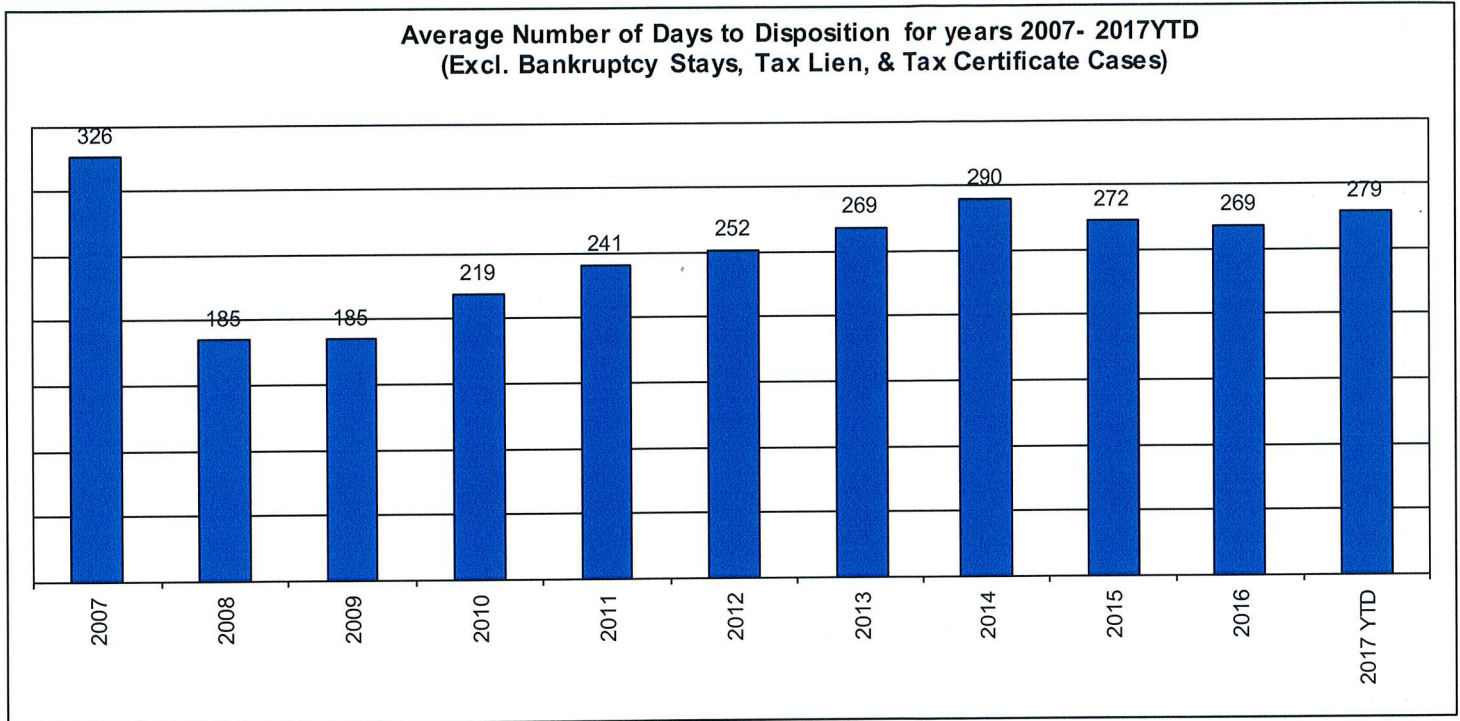


	Referrals & Reinstates	Dispositions	Clearance Rate
Jan-17	471	674	143%
Feb-17	466	513	110%
Mar-17			
Apr-17			
May-17			
Jun-17			
Jul-17			
Aug-17			
Sep-17			
Oct-17			
Nov-17			
Dec-17			
Avg	469	594	127%
Total	937	1187	

# CUYAHOGA COUNTY COMMON PLEAS COURT

## **Avg. Number of Days to Disp. (Excl. Bank. Stays & Tax Lien & Tax Cert.)**

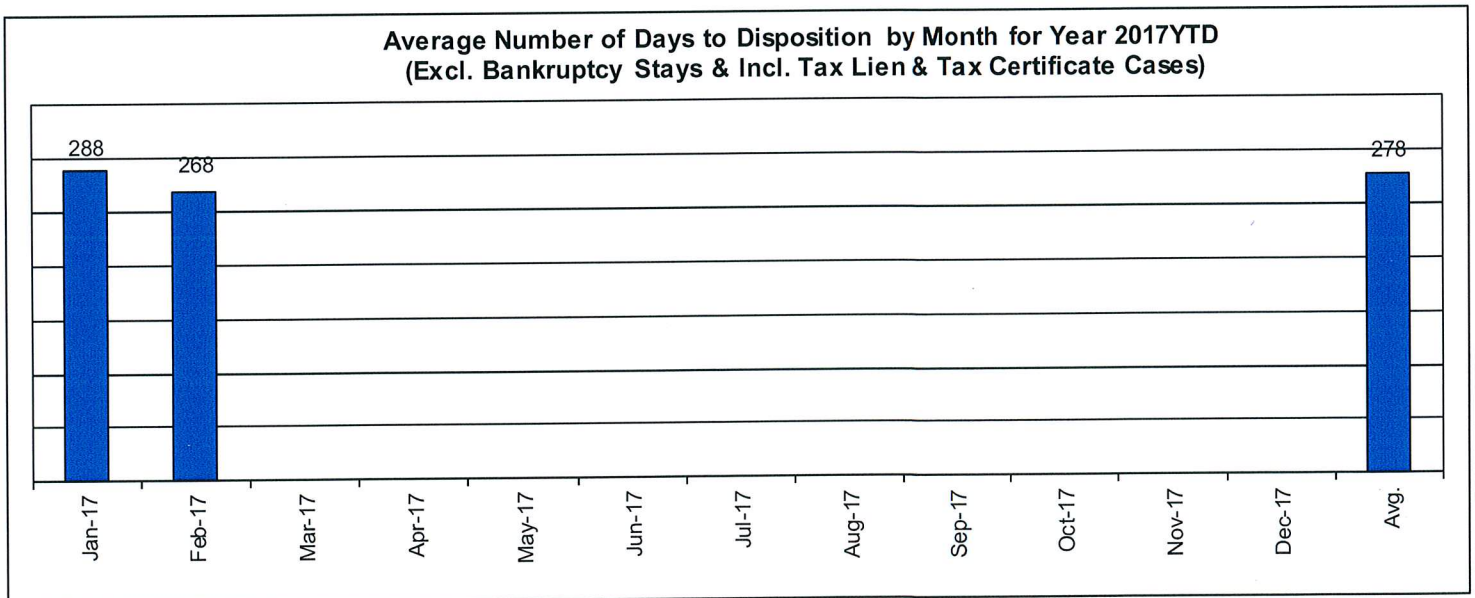
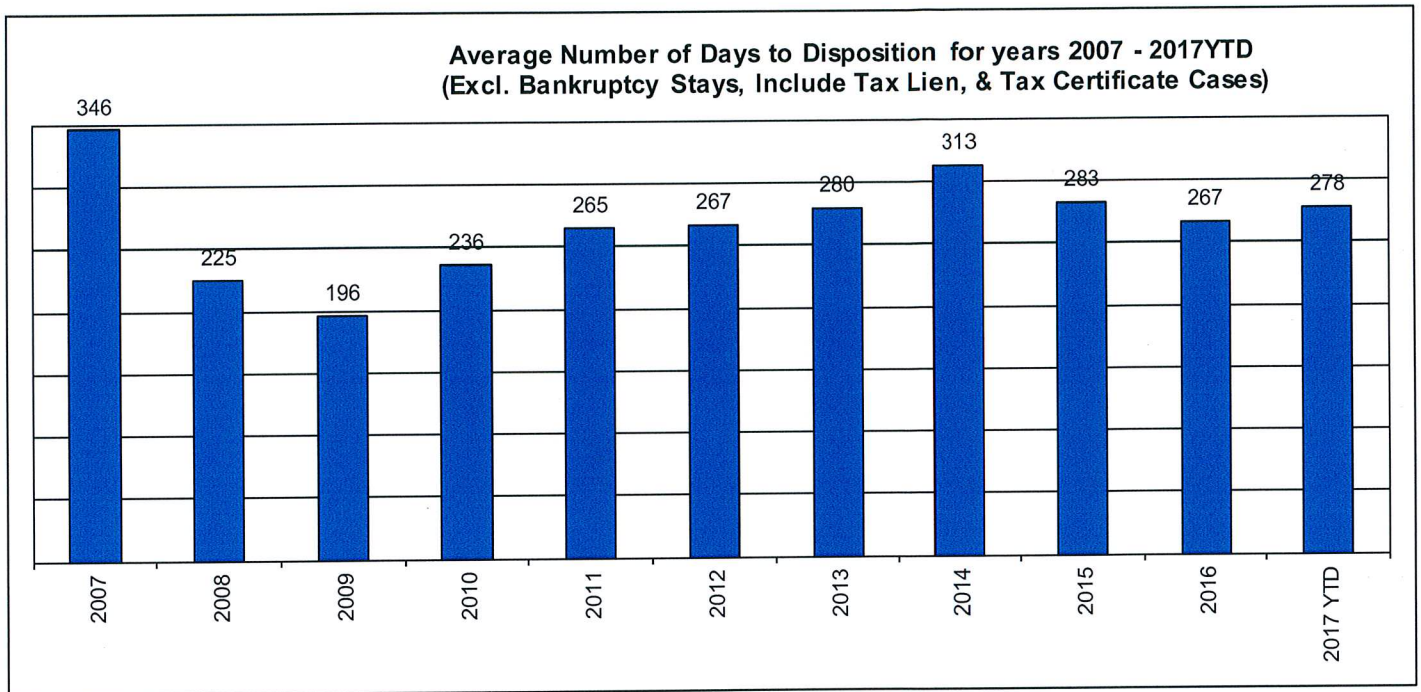
The average number of days to disposition is the number of days from filing to a final disposition entry being filed with the Clerk of Court. The data sample is based on all judicial foreclosure cases terminated by decree or dismissal (cases terminated by bankruptcy are not included) in a month. Each case is examined to determine the number of days between filing and termination with the periods that a case may have been in bankruptcy subtracted. Adding the total days of all of the cases minus bankruptcy periods and dividing by the total number of cases calculates the average. In the following chart, tax judicial foreclosure cases are excluded.



# CUYAHOGA COUNTY COMMON PLEAS COURT

## **Avg. Number of Days to Disp. (Excl. Bank. Stays & Incl. Tax Lien & Tax Cert.)**

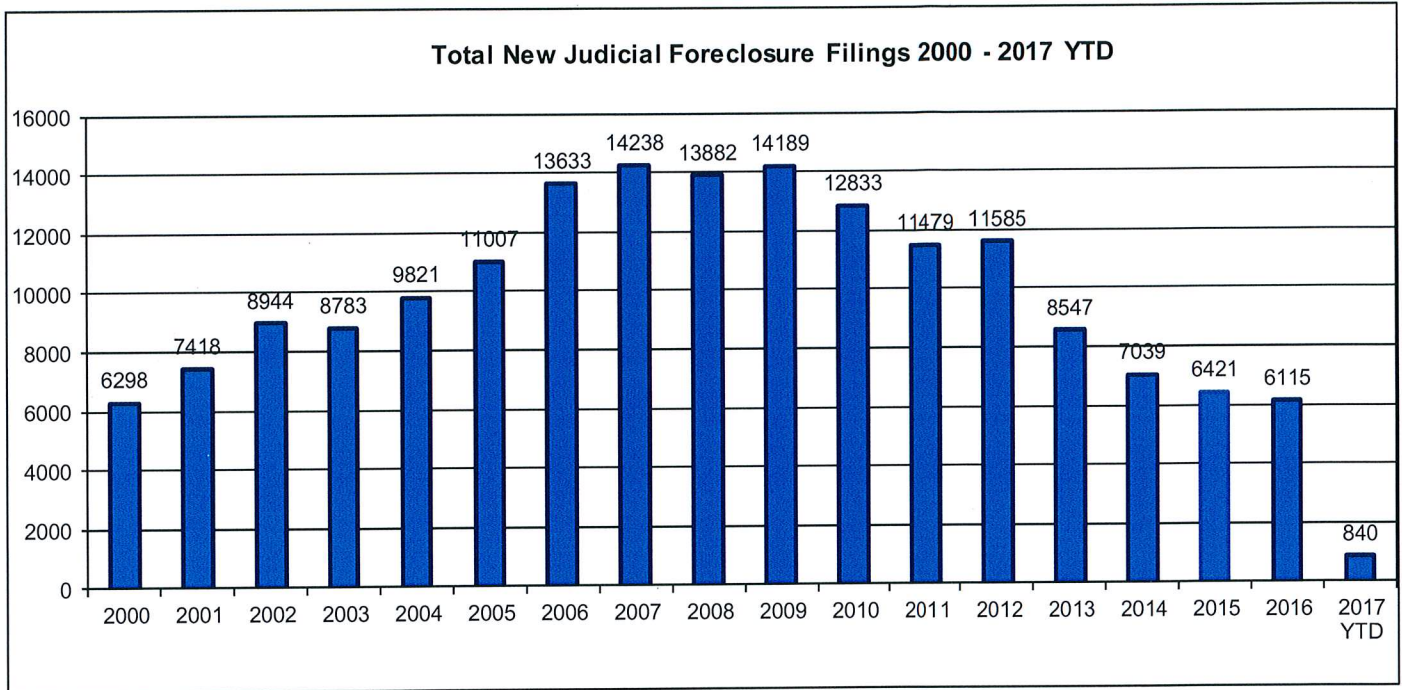
The average number of days to disposition is the number of days from filing to a final disposition entry being filed with the Clerk of Court. The data sample is based on all Judicial Foreclosure cases terminated by decree or dismissal (cases terminated by bankruptcy are not included) in a month. Each case is examined to determine the number of days between filing and termination with the periods that a case may have been in bankruptcy subtracted. Adding the total days of all of the cases minus bankruptcy periods and dividing by the total number of cases calculates the average. In the following chart, all types of Judicial Foreclosure cases are included.



## Total New Judicial Foreclosure Filings

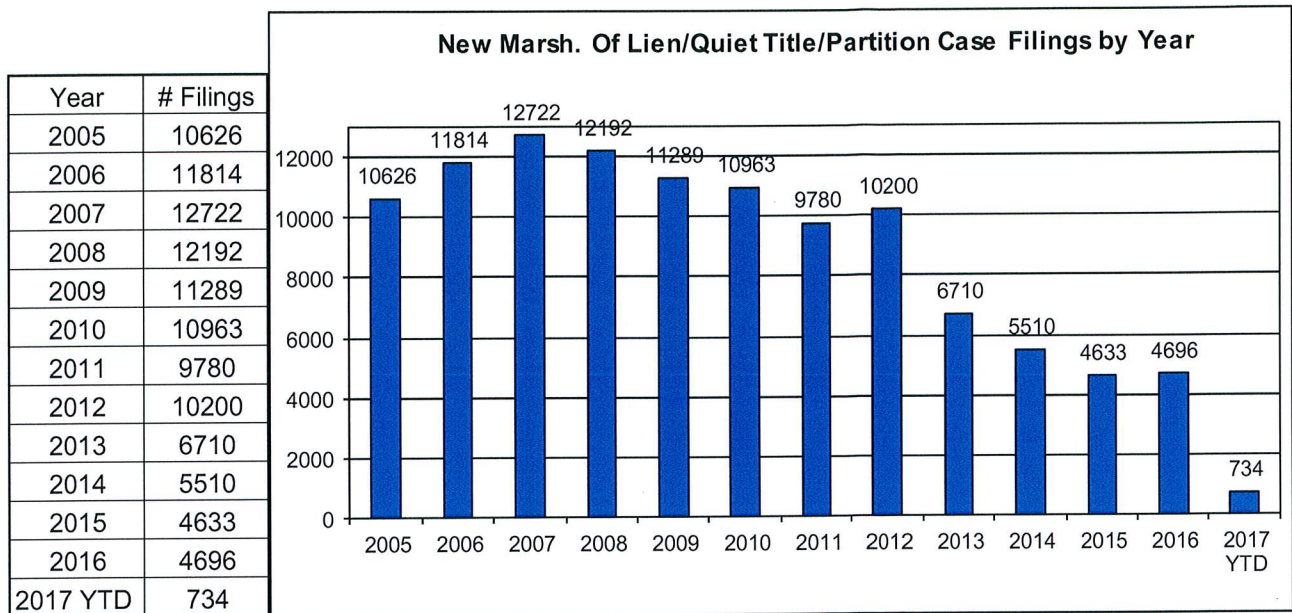
The following charts are provided as a historical view of new judicial foreclosure filings.

1. Total New Judicial Foreclosure Filings from 2000 – 2017 by year
2. Total New Marsh of Lien/Quiet Title/Partition Filings from 2005 – 2017 by month
3. Total New Tax Lien & Tax Certificate Filings for 2005 – 2017 by month
4. Total New Judicial Foreclosure Filings from 2005 – 2017 by month

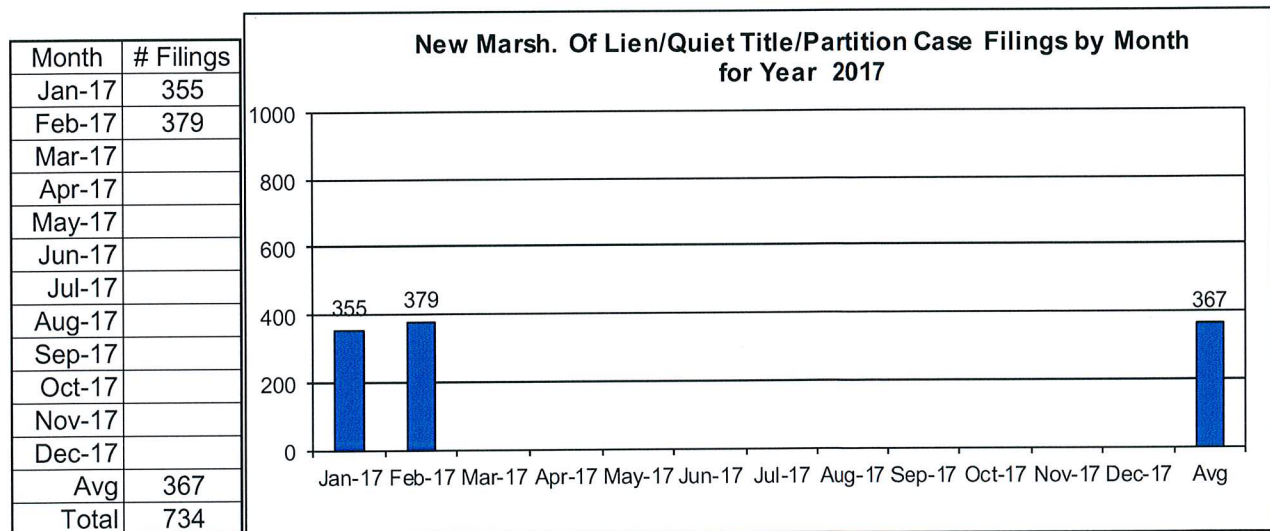


# CUYAHOGA COUNTY COMMON PLEAS COURT

## New Marsh of Lien/Quiet Title/Partition Case Filings for Years 2005 – 2017 YTD



## New Marsh of Lien/Quiet Title/Partition Case Filings by month for 2017 YTD

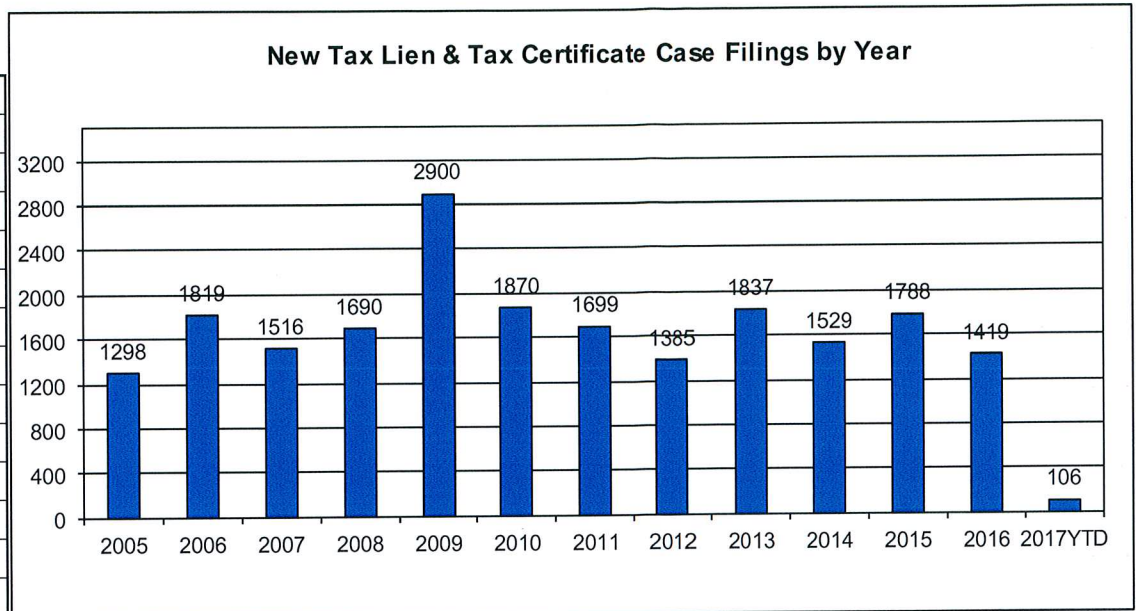




# CUYAHOGA COUNTY COMMON PLEAS COURT


## New Tax Lien & Certificate Filings for Years 2005 – 2017 YTD

Year	# Filings
2005	1298
2006	1819
2007	1516
2008	1690
2009	2900
2010	1870
2011	1699
2012	1385
2013	1837
2014	1529
2015	1788
2016	1419
2017YTD	106



## New Tax Lien & Certificate Filings by Month for Year 2017 YTD

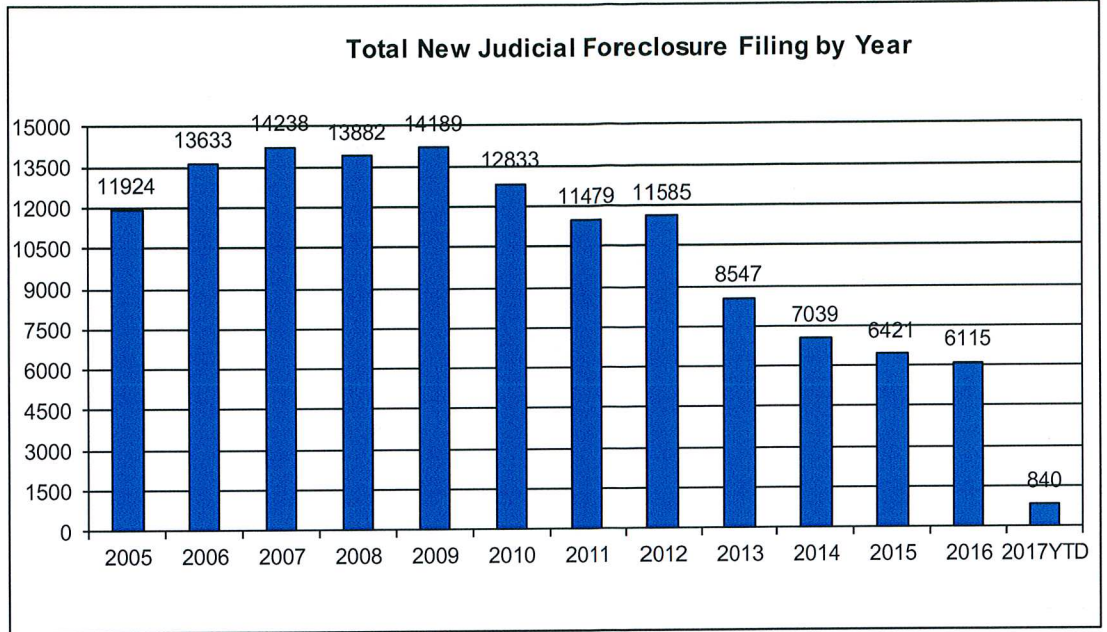
Month	# Filings
Jan-17	38
Feb-17	68
Mar-17	
Apr-17	
May-17	
Jun-17	
Jul-17	
Aug-17	
Sep-17	
Oct-17	
Nov-17	
Dec-17	
Avg	53
Total	106



# CUYAHOGA COUNTY COMMON PLEAS COURT

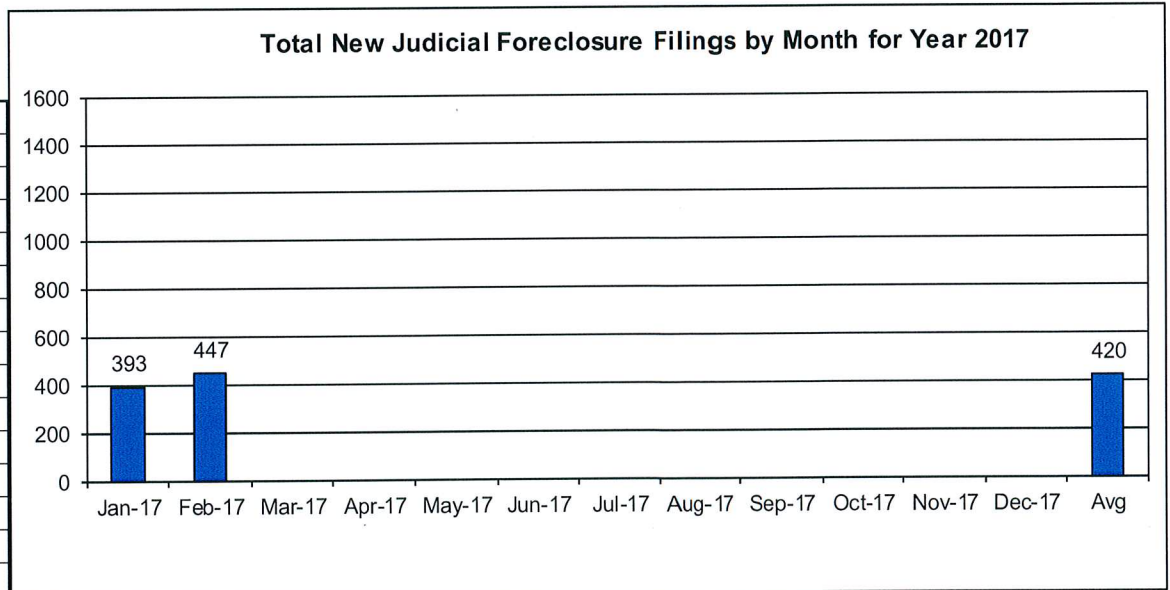
## Total New Judicial Foreclosure Filings Years 2005 – 2017 YTD

Year	# Filings
2005	11924
2006	13633
2007	14238
2008	13882
2009	14189
2010	12833
2011	11479
2012	11585
2013	8547
2014	7039
2015	6421
2016	6115
2017 YTD	840



## Total New Judicial Foreclosure Filings by Month for Year 2017 YTD

Month	# Filings
Jan-17	393
Feb-17	447
Mar-17	
Apr-17	
May-17	
Jun-17	
Jul-17	
Aug-17	
Sep-17	
Oct-17	
Nov-17	
Dec-17	
Avg	420
Total	840



***Magistrate's Monthly Reports***

The Magistrates' Monthly Report consists of 5 reports. Below is a description of each.

**Magistrate's Monthly Supplemental Journal Entry Report (R415)**

Retrieves total number of supplemental entries and Decrees of Confirmation of Sheriff's sale created during a specific period. A supplemental entry is any journal created by a magistrate, which does not close out a case. For example, any magistrate's order (MG) setting a hearing, any journal entry (JE) ruling on a motion, journals confirming Sheriff's sales, etc.).

**Magistrate's Full Disposition Count by Magistrate Report (R413)**

Retrieves total number of cases disposed of during a specific period. The dispositions are grouped by Magistrate and then broken down by the type of disposition (i. e. Default, Dismissed with Prejudice, Dismissed without Prejudice, etc.) This report can be printed three different ways. Including tax cases (Full Dispositions), excluding tax cases (Non-Tax Dispositions), and Tax cases only (Tax Dispositions).

**Magistrate's Monthly Cases Referred/Reinstated Report (R418)**

Retrieves newly filed cases referred to the Magistrates Dept. and cases previously disposed by the Magistrates Dept. that are reinstated and re-referred to the magistrates. The cases are separated by Tax (filing code 1465; Tax Judicial Foreclosure & 1466; Tax Certificate Judicial Foreclosure) and Non-Tax (1460; Judicial Foreclosure Marsh. Of Lien, 1480; Partition, 1470; Quiet Title, misc. (i. e. 1391; Contract Other, etc.).

**Magistrate's Monthly Hearing Totals Report (R3146)**

Retrieves total number of hearings held during one month. The hearings are grouped by Magistrate and then broken down by what type hearing was held (i. e. Default, Pretrial, etc.).

**Magistrate's Monthly Case Load Report (R3147)**

Retrieves individual caseload totals for individual magistrates during a specific period. The cases are grouped by magistrate and then broken down by case type (i. e. tax judicial foreclosure, tax certificate judicial foreclosure and non-tax judicial foreclosure).

# CUYAHOGA COUNTY COURT OF COMMON PLEAS

DATE: 03/09/2017  
TIME: 8:00 AM

OFFICE OF THE MAGISTRATES  
MAGISTRATE'S MONTHLY SUPPLEMENTALS BY CASE  
REPORTING PERIOD: FEBRUARY 2017

PAGE: 1  
CMSR415D

---

## SUPPLEMENTALS

AUGUSTYN	166
BAKER	263
BUCHA	187
DAY	232
DYKE	231
GAUNTNER	0
GONZALEZ	219
HIPPLEY	161
JACKSON A	180
JACKSON J	6
KLEIN	250
LUCAS	200
VOZAR	243
WEISS	315
UNACCOUNTED FOR	0

**TOTAL** 2653

## CONFIRMATIONS

**TOTAL** 5

**CUYAHOGA COUNTY COURT OF COMMON PLEAS**

OFFICE OF THE MAGISTRATES

**Full Disposition Count by Magistrate**

REPORTING PERIOD: FROM 02/01/2017 TO 02/28/2017

DATE: 03/09/2017

TIME: 8:03 AM

PAGE: 1

CMSR413

MagID	Dispose Type	Tax Cert.	Tax Treas.	Total
KCA	Bank	0	1	2
	Def	2	0	8
	Dism	1	2	13
	Ref. Vacate	0	0	0
	Court Trial	0	0	0
	Other	0	6	8
	<b><u>MAG'S TOTAL</u></b>	<b>3</b>	<b>9</b>	<b><u>31</u></b>

Decrees	335
Defaults	207
Other	128
Court Trial	0
Dismissals	151
Bankruptcy	27
Ref. Vacated	0
<b>Grand Total</b>	<b>513</b>

GDB	Bank	0	0	0
	Def	3	0	26
	Dism	0	0	12
	Ref. Vacate	0	0	0
	Court Trial	0	0	0
	Other	2	3	14
	<b><u>MAG'S TOTAL</u></b>	<b>5</b>	<b>3</b>	<b><u>52</u></b>

SMB	Bank	0	0	1
	Def	1	0	5
	Dism	1	0	9
	Ref. Vacate	0	0	0
	Court Trial	0	0	0
	Other	0	5	6
	<b><u>MAG'S TOTAL</u></b>	<b>2</b>	<b>5</b>	<b><u>21</u></b>

CED	Bank	0	0	4
	Def	3	0	18
	Dism	0	2	21
	Ref. Vacate	0	0	0
	Court Trial	0	0	0
	Other	1	6	11
	<b><u>MAG'S TOTAL</u></b>	<b>4</b>	<b>8</b>	<b><u>54</u></b>

JTD	Bank	0	0	0
	Def	3	0	23
	Dism	0	0	21
	Ref. Vacate	0	0	0
	Court Trial	0	0	0
	Other	0	6	8
	<b><u>MAG'S TOTAL</u></b>	<b>3</b>	<b>6</b>	<b><u>52</u></b>

TG	Bank	0	0	0
	Def	2	0	7
	Dism	1	0	10
	Ref. Vacate	0	0	0
	Court Trial	0	0	0
	Other	0	5	5
	<b><u>MAG'S TOTAL</u></b>	<b>3</b>	<b>5</b>	<b><u>22</u></b>

KH	Bank	0	0	3
	Def	4	4	28
	Dism	0	0	7
	Ref. Vacate	0	0	0
	Court Trial	0	0	0
	Other	2	1	12
	<b><u>MAG'S TOTAL</u></b>	<b>6</b>	<b>5</b>	<b><u>50</u></b>

ARJ	Bank	0	0	1
	Def	6	0	29
	Dism	1	0	10

DATE: 03/09/2017  
TIME: 8:03 AM

CUYAHOGA COUNTY COURT OF COMMON PLEAS  
OFFICE OF THE MAGISTRATES  
**Full Disposition Count by Magistrate**  
REPORTING PERIOD: FROM 02/01/2017 TO 02/28/2017

PAGE: 2  
CMSR413

MagID	Dispose Type	Tax Cert.	Tax Treas.	Total
	Ref. Vacate	0	0	0
	Court Trial	0	0	0
	Other	0	12	13
	<u>MAG'S TOTAL</u>	7	12	<u>53</u>
<hr/>				
JLJ	Bank	0	0	0
	Def	0	0	0
	Dism	0	0	1
	Ref. Vacate	0	0	0
	Court Trial	0	0	0
	Other	0	0	0
	<u>MAG'S TOTAL</u>	0	0	<u>1</u>
<hr/>				
MK	Bank	1	1	7
	Def	3	0	24
	Dism	0	2	17
	Ref. Vacate	0	0	0
	Court Trial	0	0	0
	Other	0	13	22
	<u>MAG'S TOTAL</u>	4	16	<u>70</u>
<hr/>				
PL	Bank	1	0	3
	Def	4	0	16
	Dism	0	0	7
	Ref. Vacate	0	0	0
	Court Trial	0	0	0
	Other	0	12	13
	<u>MAG'S TOTAL</u>	5	12	<u>39</u>
<hr/>				
TJV	Bank	0	0	3
	Def	2	0	14
	Dism	0	1	11
	Ref. Vacate	0	0	0
	Court Trial	0	0	0
	Other	0	4	12
	<u>MAG'S TOTAL</u>	2	5	<u>40</u>
<hr/>				
CW	Bank	1	1	3
	Def	0	0	9
	Dism	1	1	12
	Ref. Vacate	0	0	0
	Court Trial	0	0	0
	Other	0	3	4
	<u>MAG'S TOTAL</u>	2	5	<u>28</u>

**CUYAHOGA COUNTY COURT OF COMMON PLEAS**

DATE: 03/09/2017  
 TIME: 08:03 AM

OFFICE OF THE MAGISTRATES  
 MAGISTRATE'S MONTHLY REF/REIN CASES  
 FROM 02/01/2017 TO 02/28/2017

CMSR418

MAGISTRATE	NEW REFERRALS				REINSTATED			
	Tax Treas.	Tax Cert.	Non-Tax	Total	Tax Treas.	Tax Cert.	Non-Tax	Total
<u>AUGUSTYN/KEVIN/C</u>	4	0	25	29	1	0	1	2
<u>BAKER/GAIL/D</u>	5	0	35	40	0	0	3	3
<u>BUCHA/STEPHEN/M</u>	4	0	15	19	0	0	1	1
<u>DAY/CHRISTOPHER/E</u>	2	0	37	39	0	0	5	5
<u>DYKE/JOHN/T</u>	7	0	39	46	0	0	1	1
<u>GONZALEZ/TRACEY/</u>	10	0	30	40	0	3	3	6
<u>HIPPLEY/KEVIN/</u>	9	1	36	46	0	0	1	1
<u>JACKSON A/AMY/R</u>	2	0	25	27	0	1	1	2
<u>JACKSON J/JIM/L</u>	0	0	0	0	0	0	1	1
<u>KLEIN/MONICA/</u>	5	0	32	37	0	0	1	1
<u>LUCAS/PAUL/</u>	6	0	24	30	0	0	0	0
<u>VOZAR/THOMAS/J</u>	5	0	35	40	0	0	1	1
<u>WEISS/CAROL/</u>	7	1	39	47	1	0	1	2
<u>TOTAL</u>	66	2	372	440	2	4	20	26
<u>COMBINED TOTAL</u>	466							

**CUYAHOGA COUNTY COURT OF COMMON PLEAS**

**OFFICE OF THE MAGISTRATES**

**MAG MONTHLY HEARING TOTALS**

Reporting Period: February 2017

DATE: 03/09/2017  
TIME: 08:04 AM

PAGE: 1  
CMSR3146

Monthly Hearing Total      471

AUGUSTYN  
 Default Hearings            17  
 Tax Hearings                 2  
 Pretrials                      10

TOTAL:                            29

BAKER  
 Default Hearings            18  
 Tax Hearings                 7  
 Pretrials                      2

TOTAL:                            27

BUCHA  
 Default Hearings            12  
 Tax Hearings                 7  
 Pretrials                      13

TOTAL:                            32

DAY  
 Default Hearings            17  
 Tax Hearings                 1  
 Pretrials                      9

TOTAL:                            27

DYKE  
 Default Hearings            19  
 Tax Hearings                 4  
 Pretrials                      7

TOTAL:                            30

GONZALEZ  
 Default Hearings            34  
 Tax Hearings                 5  
 Pretrials                      5

TOTAL:                            44

HIPPLEY  
 Default Hearings            23  
 Tax Hearings                 5  
 Pretrials                      4

TOTAL:                            32

JACKSON A  
 Default Hearings            27  
 Tax Hearings                 10  
 Pretrials                      13

TOTAL:                            50

JACKSON J  
 Default Hearings            0  
 Tax Hearings                 0  
 Pretrials                      3

TOTAL:                            3

KLEIN  
 Default Hearings            29  
 Tax Hearings                 6  
 Pretrials                      14



# CUYAHOGA COUNTY COURT OF COMMON PLEAS

## OFFICE OF THE MAGISTRATES

### MAG MONTHLY HEARING TOTALS

Reporting Period: February 2017

DATE: 03/09/2017  
TIME: 08:04 AM

PAGE: 2  
CMSR3146

---

TOTAL:	49
LUCAS	
Default Hearings	26
Tax Hearings	10
Pretrials	8
<hr/>	
TOTAL:	44
VOZAR	
Default Hearings	33
Tax Hearings	6
Pretrials	21
<hr/>	
TOTAL:	60
WEISS	
Default Hearings	27
Tax Hearings	6
Pretrials	11
<hr/>	
TOTAL:	44

**CUYAHOGA COUNTY COURT OF COMMON PLEAS**

DATE: 03/09/2017  
 TIME: 8:04 AM

Office of the Magistrates  
 Magistrate's Monthly Case Load  
 MONTH: FEBRUARY 2017

PAGE: 1  
 CMSR3147

Magistrate Name	Non Tax Total	Tax Cert.	Tax Treas.	Total Tax	Total Cases
AUGUSTYN	123	6	27	33	156
BAKER	216	9	47	56	272
BUCHA	128	4	25	29	157
DAY	174	5	19	24	198
DYKE	187	16	42	58	245
GONZALEZ	263	13	53	66	329
HIPPLEY	239	17	40	57	296
JACKSON A	241	14	53	67	308
JACKSON J	2	0	0	0	2
KLEIN	222	11	52	63	285
LUCAS	318	29	75	104	422
VOZAR	309	17	54	71	380
WEISS	251	22	64	86	337
<b>Non Tax Total:</b>	<b>2673</b>	<b>Cert.Tax Total: 163</b>	<b>Tax Treas. Total: 551</b>	<b>Total Tax: 714</b>	<b>Total Cases: 3387</b>

***Report CMSR1062 - Judicial Foreclosure Statistics by Judge***

Report CMSR1062 provides a list of judicial foreclosure case activity for each Judge. The report identifies how many cases were pending at the beginning of the period. The new cases filed and cases that were transferred in or reactivated are added to the number pending at the beginning of the period. It then shows the type and number of terminations for the period. The total terminations are subtracted from the total pending which provides the pending at the end of the period.

**CUYAHOGA COUNTY COURT OF COMMON PLEAS**

DATE: 03/09/2017  
TIME: 07:58 AM

**Foreclosure Statistics by Judge**  
Reporting Period: February 2017

PAGE: 1  
CMSR1062

<b>Judge</b>							
<b>AMBROSE, DICK</b>							
Pending at Beg of Period			New Cases Filed	Cases Transferred In / Reactivated			Total
68			11	8			87
Terminations							
Bankruptcy	1	Default	RefVacated	Court Trial	Dismiss	Other	Total
		8	0	0	4	10	23
Total Pending at End of Period							64
<b>BARKER, PAMELA A</b>							
Pending at Beg of Period			New Cases Filed	Cases Transferred In / Reactivated			Total
156			12	2			170
Terminations							
Bankruptcy	1	Default	RefVacated	Court Trial	Dismiss	Other	Total
		3	0	0	0	9	13
Total Pending at End of Period							157
<b>BURNSIDE, JANET R</b>							
Pending at Beg of Period			New Cases Filed	Cases Transferred In / Reactivated			Total
110			12	4			126
Terminations							
Bankruptcy	0	Default	RefVacated	Court Trial	Dismiss	Other	Total
		10	0	0	3	9	22
Total Pending at End of Period							104
<b>CALABRESE, DEENA R</b>							
Pending at Beg of Period			New Cases Filed	Cases Transferred In / Reactivated			Total
124			13	6			143
Terminations							
Bankruptcy	4	Default	RefVacated	Court Trial	Dismiss	Other	Total
		12	0	0	4	14	34
Total Pending at End of Period							109
<b>CLANCY, MAUREEN</b>							
Pending at Beg of Period			New Cases Filed	Cases Transferred In / Reactivated			Total
100			13	9			122
Terminations							
Bankruptcy	0	Default	RefVacated	Court Trial	Dismiss	Other	Total
		3	0	0	4	7	14
Total Pending at End of Period							108
<b>COLLIER-WILLIAMS, CASSANDRA</b>							
Pending at Beg of Period			New Cases Filed	Cases Transferred In / Reactivated			Total
108			17	7			132
Terminations							
Bankruptcy	0	Default	RefVacated	Court Trial	Dismiss	Other	Total
		1	0	0	4	6	11
Total Pending at End of Period							121
<b>CORRIGAN, BRIAN J</b>							
Pending at Beg of Period			New Cases Filed	Cases Transferred In / Reactivated			Total
111			15	4			130
Terminations							
Bankruptcy	0	Default	RefVacated	Court Trial	Dismiss	Other	Total
		4	0	0	3	5	12
Total Pending at End of Period							118
<b>CORRIGAN, PETER J</b>							

**CUYAHOGA COUNTY COURT OF COMMON PLEAS**

DATE: 03/09/2017  
TIME: 07:58 AM

**Foreclosure Statistics by Judge**  
Reporting Period: February 2017

PAGE: 2  
CMSR1062

**Judge**

Pending at Beg of Period		New Cases Filed		Cases Transferred In / Reactivated			Total
87		16		5			108
Terminations							
Bankruptcy	2	Default	5	RefVacated	0	Court Trial	0
				Dismiss	3	Other	6
							Total
							16
							Total Pending at End of Period
							92

DONNELLY, MICHAEL P

Pending at Beg of Period		New Cases Filed		Cases Transferred In / Reactivated			Total
104		11		5			120
Terminations							
Bankruptcy	0	Default	9	RefVacated	0	Court Trial	0
				Dismiss	3	Other	6
							Total
							18
							Total Pending at End of Period
							102

FRIEDLAND, CAROLYN B

Pending at Beg of Period		New Cases Filed		Cases Transferred In / Reactivated			Total
104		13		5			122
Terminations							
Bankruptcy	2	Default	8	RefVacated	0	Court Trial	0
				Dismiss	4	Other	13
							Total
							27
							Total Pending at End of Period
							95

FRIEDMAN, STUART A

Pending at Beg of Period		New Cases Filed		Cases Transferred In / Reactivated			Total
92		13		5			110
Terminations							
Bankruptcy	1	Default	14	RefVacated	0	Court Trial	0
				Dismiss	3	Other	7
							Total
							25
							Total Pending at End of Period
							85

FUERST, NANCY A

Pending at Beg of Period		New Cases Filed		Cases Transferred In / Reactivated			Total
126		14		0			140
Terminations							
Bankruptcy	0	Default	7	RefVacated	0	Court Trial	0
				Dismiss	4	Other	12
							Total
							23
							Total Pending at End of Period
							117

GALL, STEVEN E

Pending at Beg of Period		New Cases Filed		Cases Transferred In / Reactivated			Total
122		14		0			136
Terminations							
Bankruptcy	2	Default	3	RefVacated	0	Court Trial	0
				Dismiss	6	Other	6
							Total
							17
							Total Pending at End of Period
							119

GALLAGHER, HOLLIE L

Pending at Beg of Period		New Cases Filed		Cases Transferred In / Reactivated			Total
75		15		1			91
Terminations							
Bankruptcy	1	Default	2	RefVacated	0	Court Trial	0
				Dismiss	7	Other	6
							Total
							16
							Total Pending at End of Period
							75

GALLAGHER, KELLY ANN

**CUYAHOGA COUNTY COURT OF COMMON PLEAS**

DATE: 03/09/2017  
TIME: 07:58 AM

**Foreclosure Statistics by Judge**  
Reporting Period: February 2017

PAGE: 3  
CMSR1062

<b>Judge</b>							
	Pending at Beg of Period		New Cases Filed	Cases Transferred In / Reactivated			Total
	103		13	9			125
Terminations							
	Bankruptcy	Default	RefVacated	Court Trial	Dismiss	Other	Total
	0	7	0	0	7	7	21
	Total Pending at End of Period						104
<b>GALLAGHER, SHANNON M</b>							
	Pending at Beg of Period		New Cases Filed	Cases Transferred In / Reactivated			Total
	143		10	6			159
Terminations							
	Bankruptcy	Default	RefVacated	Court Trial	Dismiss	Other	Total
	1	7	0	0	1	8	17
	Total Pending at End of Period						142
<b>GAUL, DANIEL</b>							
	Pending at Beg of Period		New Cases Filed	Cases Transferred In / Reactivated			Total
	145		13	2			160
Terminations							
	Bankruptcy	Default	RefVacated	Court Trial	Dismiss	Other	Total
	2	4	0	0	0	1	7
	Total Pending at End of Period						153
<b>JACKSON, MICHAEL E</b>							
	Pending at Beg of Period		New Cases Filed	Cases Transferred In / Reactivated			Total
	106		13	8			127
Terminations							
	Bankruptcy	Default	RefVacated	Court Trial	Dismiss	Other	Total
	0	1	0	0	4	4	9
	Total Pending at End of Period						118
<b>MATIA, DAVID T</b>							
	Pending at Beg of Period		New Cases Filed	Cases Transferred In / Reactivated			Total
	101		14	4			119
Terminations							
	Bankruptcy	Default	RefVacated	Court Trial	Dismiss	Other	Total
	0	10	0	0	2	7	19
	Total Pending at End of Period						100
<b>MCCLELLAND, ROBERT C</b>							
	Pending at Beg of Period		New Cases Filed	Cases Transferred In / Reactivated			Total
	100		13	5			118
Terminations							
	Bankruptcy	Default	RefVacated	Court Trial	Dismiss	Other	Total
	1	4	0	0	10	6	21
	Total Pending at End of Period						97
<b>MCCORMICK, TIMOTHY</b>							
	Pending at Beg of Period		New Cases Filed	Cases Transferred In / Reactivated			Total
	74		15	3			92
Terminations							
	Bankruptcy	Default	RefVacated	Court Trial	Dismiss	Other	Total
	1	4	0	0	5	6	16
	Total Pending at End of Period						76
<b>MCDONNELL, NANCY R</b>							

**CUYAHOGA COUNTY COURT OF COMMON PLEAS**

DATE: 03/09/2017  
TIME: 07:58 AM

**Foreclosure Statistics by Judge**  
Reporting Period: February 2017

PAGE: 4  
CMSR1062

**Judge**

	Pending at Beg of Period		New Cases Filed		Cases Transferred In / Reactivated		Total
	94		15		3		112
Terminations							
	Bankruptcy	Default	RefVacated	Court Trial	Dismiss	Other	Total
	1	3	0	0	3	5	12
	Total Pending at End of Period						100

<b>MIDAY, SHERRIE</b>							
	Pending at Beg of Period		New Cases Filed		Cases Transferred In / Reactivated		Total
	97		13		3		113
Terminations							
	Bankruptcy	Default	RefVacated	Court Trial	Dismiss	Other	Total
	1	1	0	0	7	2	11
	Total Pending at End of Period						102

<b>O'DONNELL, JOHN P</b>							
	Pending at Beg of Period		New Cases Filed		Cases Transferred In / Reactivated		Total
	87		12		6		105
Terminations							
	Bankruptcy	Default	RefVacated	Court Trial	Dismiss	Other	Total
	3	6	0	0	8	6	23
	Total Pending at End of Period						82

<b>RUSSO, JOHN J</b>							
	Pending at Beg of Period		New Cases Filed		Cases Transferred In / Reactivated		Total
	51		7		6		64
Terminations							
	Bankruptcy	Default	RefVacated	Court Trial	Dismiss	Other	Total
	0	1	0	0	2	5	8
	Total Pending at End of Period						56

<b>RUSSO, JOSEPH D</b>							
	Pending at Beg of Period		New Cases Filed		Cases Transferred In / Reactivated		Total
	121		9		4		134
Terminations							
	Bankruptcy	Default	RefVacated	Court Trial	Dismiss	Other	Total
	1	9	0	0	5	8	23
	Total Pending at End of Period						111

<b>RUSSO, MICHAEL J</b>							
	Pending at Beg of Period		New Cases Filed		Cases Transferred In / Reactivated		Total
	109		11		5		125
Terminations							
	Bankruptcy	Default	RefVacated	Court Trial	Dismiss	Other	Total
	0	11	0	0	1	11	23
	Total Pending at End of Period						102

<b>RUSSO, NANCY MARGARET</b>							
	Pending at Beg of Period		New Cases Filed		Cases Transferred In / Reactivated		Total
	83		14		1		98
Terminations							
	Bankruptcy	Default	RefVacated	Court Trial	Dismiss	Other	Total
	0	11	0	0	11	3	25
	Total Pending at End of Period						73

SAFFOLD, SHIRLEY STRICKLAND

**CUYAHOGA COUNTY COURT OF COMMON PLEAS**

DATE: 03/09/2017  
TIME: 07:58 AM

**Foreclosure Statistics by Judge**  
Reporting Period: February 2017

PAGE: 5  
CMSR1062

**Judge**

Pending at Beg of Period		New Cases Filed		Cases Transferred In / Reactivated			Total
101		16		9			126
Terminations							
Bankruptcy	0	Default	9	RefVacated	0	Court Trial	0
						Dismiss	3
						Other	6
							Total
							18
Total Pending at End of Period							108
<b>SHAUGHNESSY, MICHAEL P</b>							
Pending at Beg of Period		New Cases Filed		Cases Transferred In / Reactivated			Total
137		9		6			152
Terminations							
Bankruptcy	1	Default	7	RefVacated	0	Court Trial	0
						Dismiss	4
						Other	5
							Total
							17
Total Pending at End of Period							135
<b>SHEEHAN, BRENDAN J</b>							
Pending at Beg of Period		New Cases Filed		Cases Transferred In / Reactivated			Total
100		10		7			117
Terminations							
Bankruptcy	0	Default	6	RefVacated	0	Court Trial	0
						Dismiss	9
						Other	8
							Total
							23
Total Pending at End of Period							94
<b>SUTULA, JOHN D</b>							
Pending at Beg of Period		New Cases Filed		Cases Transferred In / Reactivated			Total
107		15		8			130
Terminations							
Bankruptcy	0	Default	5	RefVacated	0	Court Trial	0
						Dismiss	1
						Other	8
							Total
							14
Total Pending at End of Period							116
<b>SUTULA, KATHLEEN ANN</b>							
Pending at Beg of Period		New Cases Filed		Cases Transferred In / Reactivated			Total
81		19		6			106
Terminations							
Bankruptcy	0	Default	9	RefVacated	0	Court Trial	0
						Dismiss	4
						Other	7
							Total
							20
Total Pending at End of Period							86
<b>SYNENBERG, JOAN</b>							
Pending at Beg of Period		New Cases Filed		Cases Transferred In / Reactivated			Total
87		18		6			111
Terminations							
Bankruptcy	1	Default	3	RefVacated	0	Court Trial	0
						Dismiss	6
						Other	7
							Total
							17
Total Pending at End of Period							94



# *Monthly Summary*

# MONTHLY SUMMARY

## February 2017

NAME	PEND	ASSIGNED			TRIALS						DISP	PENDING				+	-
		CV	CR	TOT	JURY			COURT				CV	FR	CR	TOT		
Dick Ambrose	377	55	38	93	0	0	0	0	0	0	75	221	64	110	395	-	18
Pamela A. Barker	440	48	14	62	0	0	0	0	0	0	57	195	157	93	445	-	5
Janet R. Burnside	444	47	43	90	0	3	3	0	0	0	107	213	102	112	427	+	17
Deena R. Calabrese	428	49	31	80	0	0	0	0	0	0	99	197	109	103	409	+	19
Maureen Clancy	368	54	31	85	0	0	0	0	0	0	78	183	107	85	375	-	7
Cassandra Collier-Willia	420	56	38	94	0	1	1	0	0	0	80	164	120	150	434	-	14
Brian J. Corrigan	504	47	31	78	0	0	0	0	0	0	95	247	118	122	487	+	17
Peter J. Corrigan	436	52	29	81	0	3	3	1	0	1	66	210	92	149	451	-	15
Michael P. Donnelly	382	48	32	80	0	0	0	0	0	0	73	185	102	102	389	-	7
Carolyn B. Friedland	460	51	37	88	0	0	0	0	1	1	98	226	95	129	450	+	10
Stuart A. Friedman	428	47	27	74	0	0	0	0	0	0	99	210	84	109	403	+	25
Nancy A. Fuerst	387	45	29	74	0	0	0	0	0	0	82	187	117	75	379	+	8
Steven E. Gall	436	45	29	74	0	0	0	0	0	0	63	192	119	136	447	-	11
Hollie L. Gallagher	358	48	24	72	0	1	1	0	0	0	72	200	74	84	358		0
Kelly A. Gallagher	430	47	34	81	0	1	1	0	0	0	98	189	96	128	413	+	17
Shannon M. Gallagher	487	54	31	85	1	0	1	0	0	0	104	228	142	98	468	+	19
Daniel Gaul	523	44	33	77	1	1	2	0	0	0	69	219	153	159	531	-	8
Michael E Jackson	474	56	42	98	0	2	2	1	0	1	61	199	118	194	511	-	37
David T. Matia	400	47	42	89	0	1	1	0	0	0	88	199	99	103	401	-	1
Robert C. McClelland	504	50	39	89	0	0	0	0	2	2	90	247	97	159	503	+	1
Timothy McCormick	378	50	29	79	0	0	0	0	0	0	97	201	72	87	360	+	18
Nancy R. McDonnell	360	50	27	77	1	1	2	0	0	0	74	183	100	80	363	-	3
Sherrie Miday	406	49	31	80	0	0	0	0	0	0	47	192	98	149	439	-	33
John P. O'Donnell	433	49	33	82	1	2	3	0	0	0	87	240	82	106	428	+	5
John J. Russo	160	29	11	40	0	0	0	0	0	0	27	97	54	22	173	-	13
Joseph D. Russo	491	50	29	79	0	0	0	0	0	0	77	219	111	163	493	-	2
Michael J. Russo	396	49	37	86	0	0	0	0	0	0	99	192	101	90	383	+	13
Nancy Margaret Russo	218	43	24	67	0	0	0	0	0	0	64	96	72	53	221	-	3
Shirley Strickland Saffold	442	53	24	77	0	1	1	0	0	0	85	196	107	131	434	+	8
Michael P. Shaughnessy	487	46	34	80	0	1	1	0	0	0	103	220	129	115	464	+	23
Brendan J. Sheehan	341	48	32	80	0	1	1	0	0	0	72	168	94	87	349	-	8
John D. Sutula	578	54	37	91	0	1	1	0	2	2	89	286	116	178	580	-	2
Kathleen Ann Sutula	360	51	35	86	0	1	1	0	0	0	62	183	85	116	384	-	24
Joan Synenberg	350	53	31	84	0	0	0	0	0	0	74	200	93	67	360	-	10
<b>TOTALS</b>	14086	1664	1068	2732	4	21	25	2	5	7	2711	6784	3479	3844	14107	-	21

*Year to Date Summary*

# SUMMARY FOR THE COURT

## January - February 2017

NAME	PEND	ASSIGNED			TRIALS						DISP	PENDING				+	-
		CV	CR	TOT	JURY			COURT				CV	FR	CR	TOT		
Dick Ambrose	389	105	79	184	0	0	0	0	1	1	178	221	64	110	395	-6	
Pamela A. Barker	449	101	41	142	0	0	0	0	1	1	146	195	157	93	445	+4	
Janet R. Burnside	460	89	83	172	0	5	5	0	0	0	205	213	102	112	427	+33	
Deena R. Calabrese	426	100	56	156	0	0	0	0	0	0	173	197	109	103	409	+17	
Maureen Clancy	374	107	60	167	0	1	1	0	0	0	166	183	107	85	375	-1	
Cassandra Collier-Willia	427	108	73	181	0	1	1	0	1	1	174	164	120	150	434	-7	
Brian J. Corrigan	501	100	66	166	0	0	0	0	2	2	180	247	118	122	487	+14	
Peter J. Corrigan	420	99	66	165	0	3	3	1	0	1	134	210	92	149	451	-31	
Michael P. Donnelly	402	104	56	160	0	1	1	0	0	0	173	185	102	102	389	+13	
Carolyn B. Friedland	469	103	69	172	0	0	0	0	2	2	191	226	95	129	450	+19	
Stuart A. Friedman	453	97	54	151	0	0	0	0	1	1	201	210	84	109	403	+50	
Nancy A. Fuerst	408	96	54	150	0	0	0	0	0	0	179	187	117	75	379	+29	
Steven E. Gall	450	97	50	147	0	0	0	0	0	0	150	192	119	136	447	+3	
Hollie L. Gallagher	373	101	51	152	0	1	1	0	0	0	167	200	74	84	358	+15	
Kelly A. Gallagher	463	92	63	155	1	3	4	0	1	1	205	189	96	128	413	+50	
Shannon M. Gallagher	470	104	56	160	1	1	2	0	0	0	162	228	142	98	468	+2	
Daniel Gaul	552	92	66	158	1	1	2	0	2	2	179	219	153	159	531	+21	
Michael E Jackson	475	101	78	179	0	2	2	1	0	1	143	199	118	194	511	-36	
David T. Matia	410	97	77	174	1	1	2	0	0	0	183	199	99	103	401	+9	
Robert C. McClelland	494	104	75	179	0	0	0	0	2	2	170	247	97	159	503	-9	
Timothy McCormick	384	99	56	155	0	0	0	0	0	0	179	201	72	87	360	+24	
Nancy R. McDonnell	365	99	53	152	2	1	3	0	0	0	154	183	100	80	363	+2	
Sherrie Miday	394	97	56	153	0	1	1	0	0	0	108	192	98	149	439	-45	
John P. O'Donnell	447	101	52	153	2	2	4	1	0	1	172	240	82	106	428	+19	
John J. Russo	156	52	28	80	0	0	0	0	0	0	63	97	54	22	173	-17	
Joseph D. Russo	482	95	52	147	0	0	0	0	0	0	136	219	111	163	493	-11	
Michael J. Russo	433	98	67	165	0	2	2	0	0	0	215	192	101	90	383	+50	
Nancy Margaret Russo	240	93	52	145	0	1	1	0	0	0	164	96	72	53	221	+19	
Shirley Strickland Saffold	432	102	57	159	0	2	2	0	0	0	157	196	107	131	434	-2	
Michael P. Shaughnessy	494	91	64	155	0	1	1	0	0	0	185	220	129	115	464	+30	
Brendan J. Sheehan	366	100	50	150	0	3	3	0	0	0	167	168	94	87	349	+17	
John D. Sutula	575	101	86	187	0	1	1	0	3	3	182	286	116	178	580	-5	
Kathleen Ann Sutula	353	107	65	172	2	1	3	0	0	0	141	183	85	116	384	-31	
Joan Synenberg	371	106	66	172	0	0	0	0	1	1	183	200	93	67	360	+11	
<b>TOTALS</b>	14357	3338	2077	5415	10	35	45	3	17	20	5665	6784	3479	3844	14107	+250	

# *Corrections/Adjustments*