



CUYAHOGA COUNTY COMMON PLEAS COURT

***Statistics Report
April 2017***

***John J. Russo
Administrative and Presiding Judge***

TABLE OF CONTENTS

Criminal Statistics

Newly Filed, Re-Activated and Transferred in Cases _____ 4

Yearly Criminal Terminations _____ 5

Pending Criminal Cases End of Period _____ 6

Clearance Rate _____ 7

Arrest to Disposition Timeline _____ 8

Average Arrest to Disposition Timeline (Jail Cases) _____ 9

Average Arrest to Disposition Timeline (Non-Jail Cases) _____ 10

Average Arrest to Disposition Timeline (Jail and Non-Jail Cases) _____ 11

Yearly Average Arrest to Disposition Timeline _____ 12

Indictments and Informations Filed With the Clerk of Courts _____ 13

Bail Case Arraignment Activity _____ 14

Overall Arraignment Statistics _____ 15

Foreclosure Statistics

Total Pending Judicial Foreclosure Cases Referred to Magistrates _____ 17

Total Pending Tax Lien & Certificate Cases Referred to Magistrates _____ 18

Percentage of Pending Judicial Foreclosure Cases By Filing Year _____ 19

Judicial Foreclosure Clearance Rate Year 2017 _____ 20

Avg. Number of Days to Disp. (Excl. Bank. Stays & Tax Lien & Tax Cert.) _____ 21

Avg. Number of Days to Disp. (Excl. Bank. Stays & Incl. Tax Lien & Tax Cert.) _____ 22

Total New Judicial Foreclosure Filings _____ 23

New Marsh of Lien/Quiet Title/Partition Case Filings for Years 2005 – 2017 YTD _____ 24

New Marsh of Lien/Quiet Title/Partition Case Filings by month for 2017 YTD _____ 24

New Tax Lien & Certificate Filings for Years 2005 – 2017 YTD _____ 25

New Tax Lien & Certificate Filings by Month for Year 2017 YTD _____ 25

Total New Judicial Foreclosure Filings Years 2005 – 2017 YTD _____ 26

Total New Judicial Foreclosure Filings by Month for Year 2017 YTD _____ 26

Magistrate’s Monthly Reports _____ 27

Report CMSR1062 - Judicial Foreclosure Statistics by Judge _____ 35

Monthly Summary _____ 41

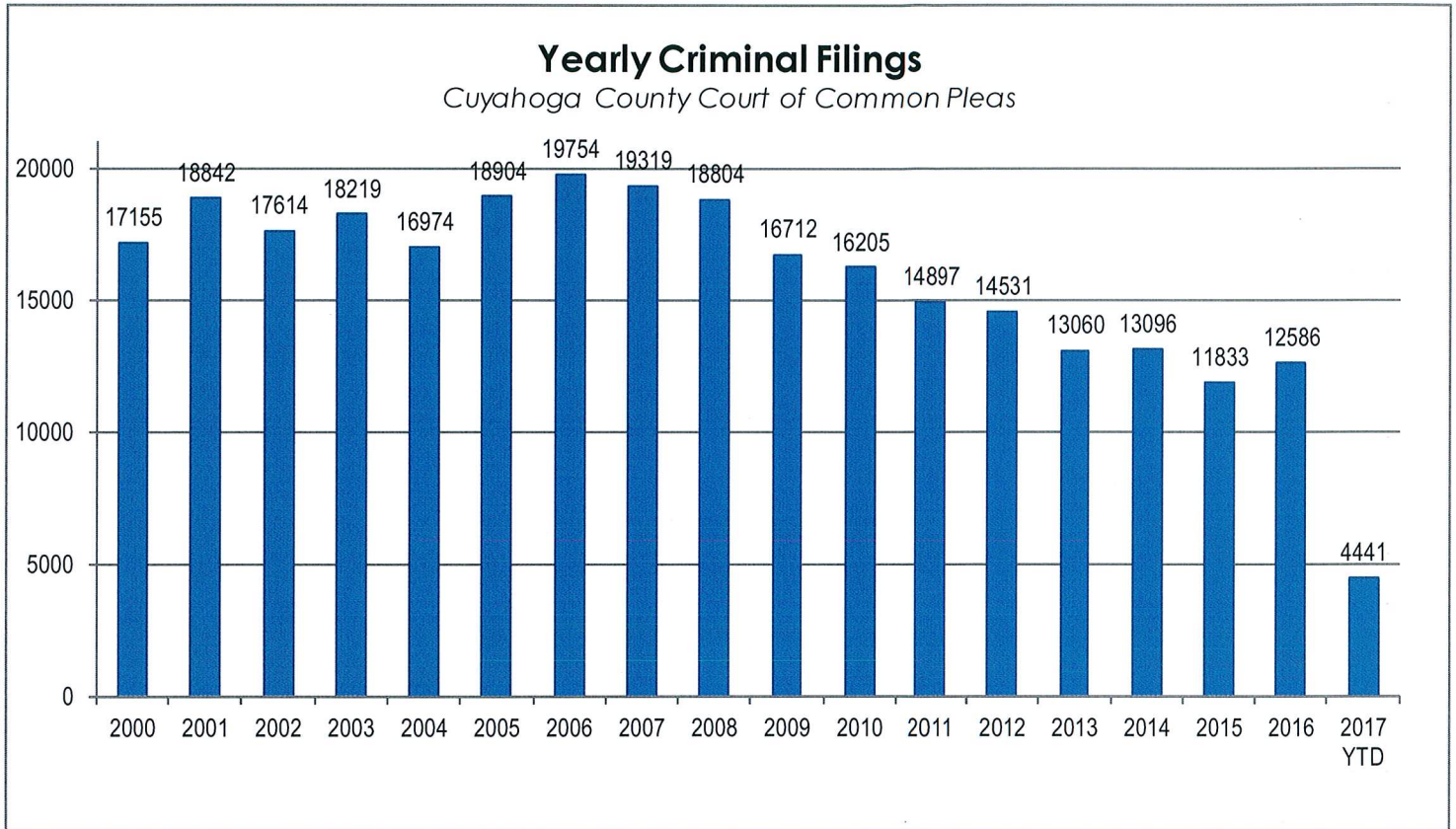
Year to Date Summary _____ 43

Corrections/Adjustments _____ 45

Criminal Case Statistics

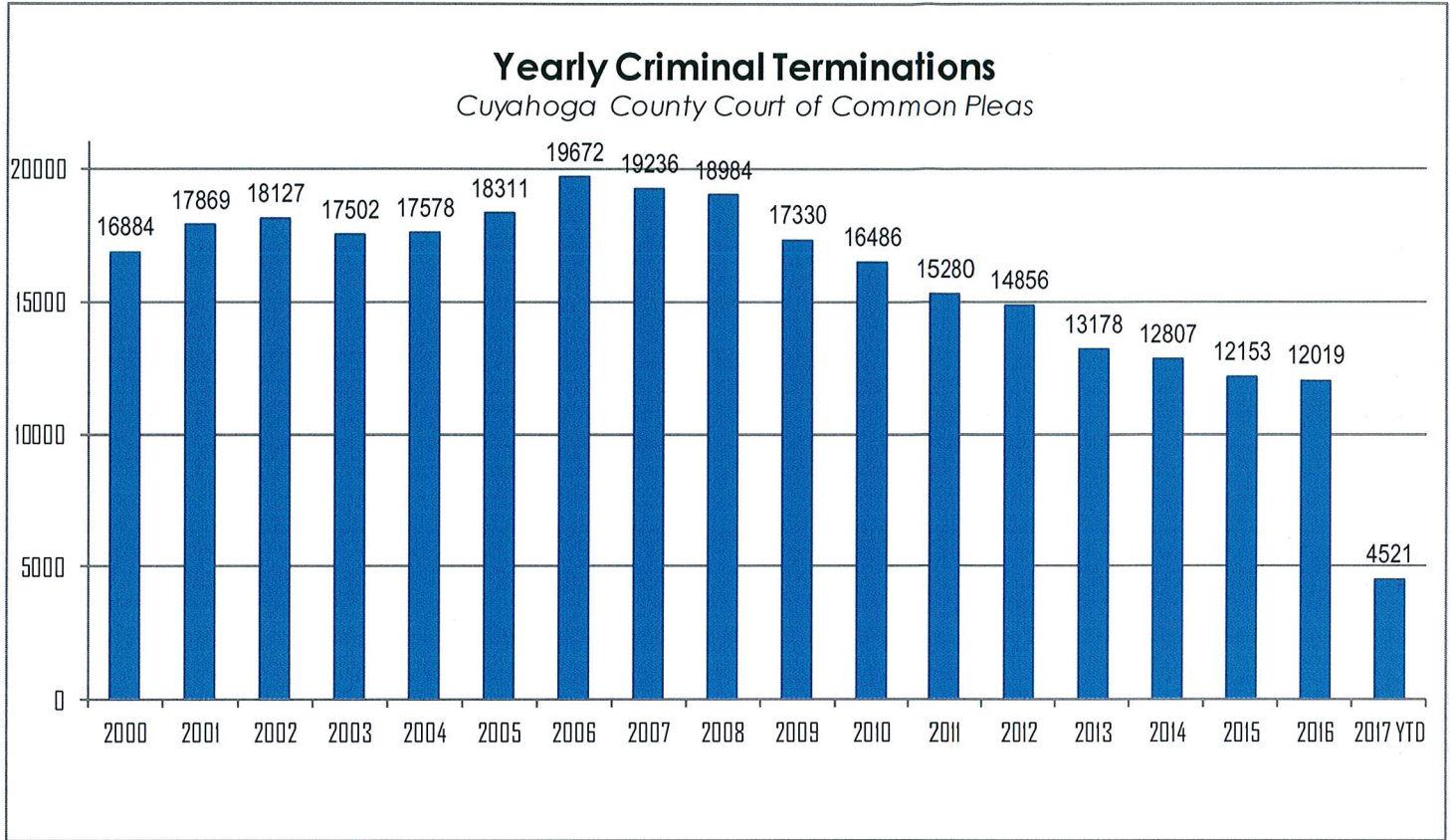
Newly Filed, Re-Activated and Transferred in Cases

The following chart is a representation of all filed cases in Cuyahoga County Court of Common Pleas from 2000 – April 2017. Newly filed cases are defined as having been arraigned and assigned to a Judge. Re-activated cases are defined as cases where a defendant was unavailable for trial and has now become ready to proceed. Transferred cases are defined as cases moved from one judge's docket to another. This could be due to re-assignment to a Mental Health Judge or after additional information indicates that by Court rule, the case should have been assigned to another Judge.



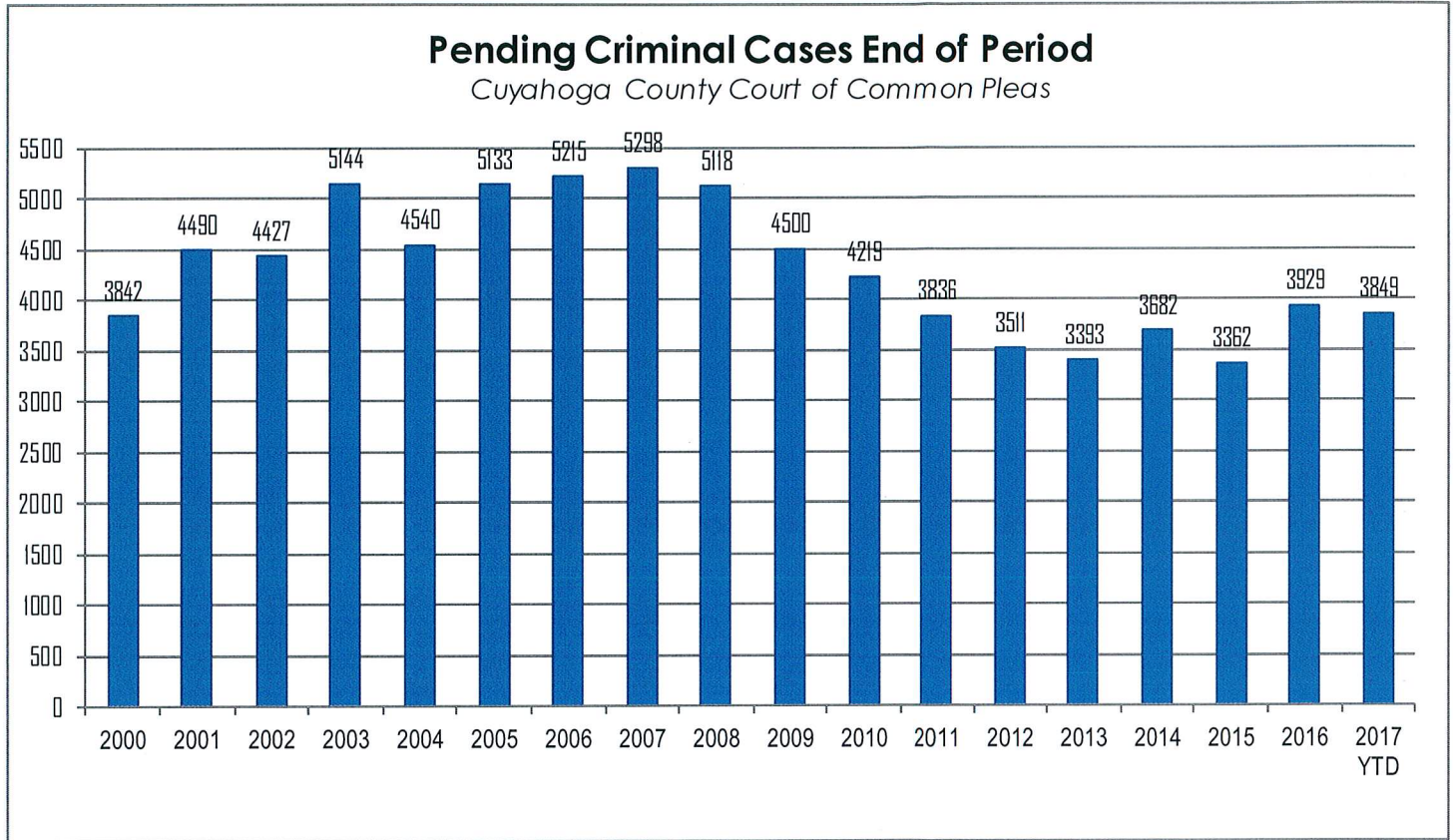
Yearly Criminal Terminations

The following chart represents cases that have been terminated by the court from 2000 – April 2017. These cases have been terminated either by trial; plea, dismissal or a defendant is unavailable for trial or sentencing.



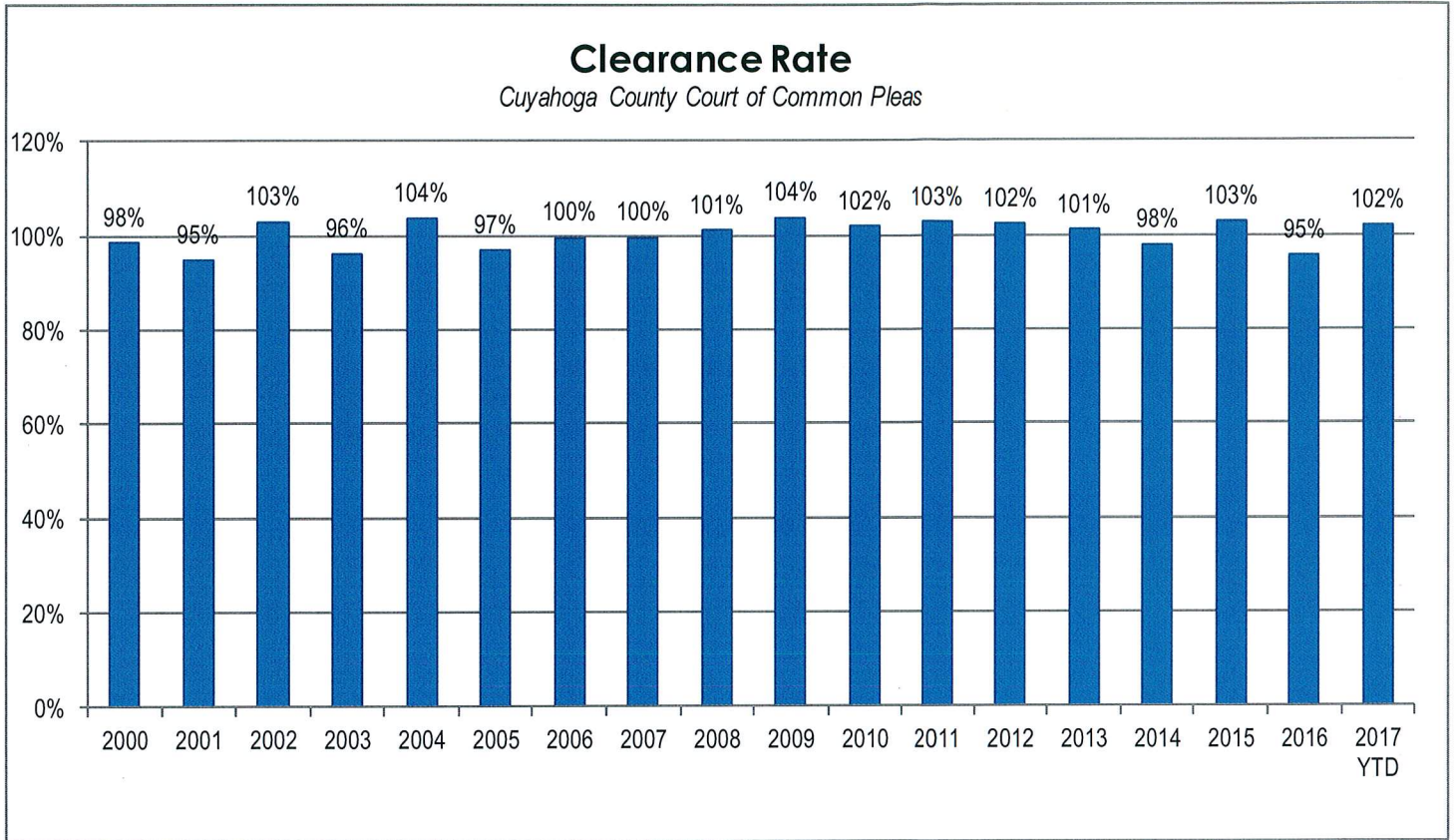
Pending Criminal Cases End of Period

The following chart represents the total number of cases pending at the end of the reporting period from 2000 – April 2017. Pending criminal cases at the end of the period is determined by adding the total number of pending cases at the beginning of the reporting period, and all newly filed, re-activated and transferred in cases. The total number of cases terminated in the period is subtracted from the sum total pending at the beginning of the period to give the value pending at the end of the period.



Clearance Rate

The Clearance Rate is the total number of outgoing cases as a percentage of the number of incoming cases. Clearance rate measures whether the court is keeping up with its incoming caseload. If cases are not disposed in a timely manner, a backlog of cases awaiting disposition will grow. A Clearance Rate of 100% indicates that at least as many cases have been filed, reopened, or reactivated in a period have been disposed.



Arrest to Disposition Timeline

Arrest to disposition timeline is a method to measure how felony cases flow through the Cuyahoga County Criminal Justice System. By capturing how long a case takes to move from stage to stage, we can examine where problems may exist and where potential improvements in case processing can be made.

The source data was extracted from the Cuyahoga County Court of Common Pleas Case Management System. The overall population of sample data was based on cases terminated in a given month excluding cases that have gone through diversion programs. A case is defined as a defendant and all charges involved in a single incident. The period for the extracted data is from April 2017.

The stages examined were:

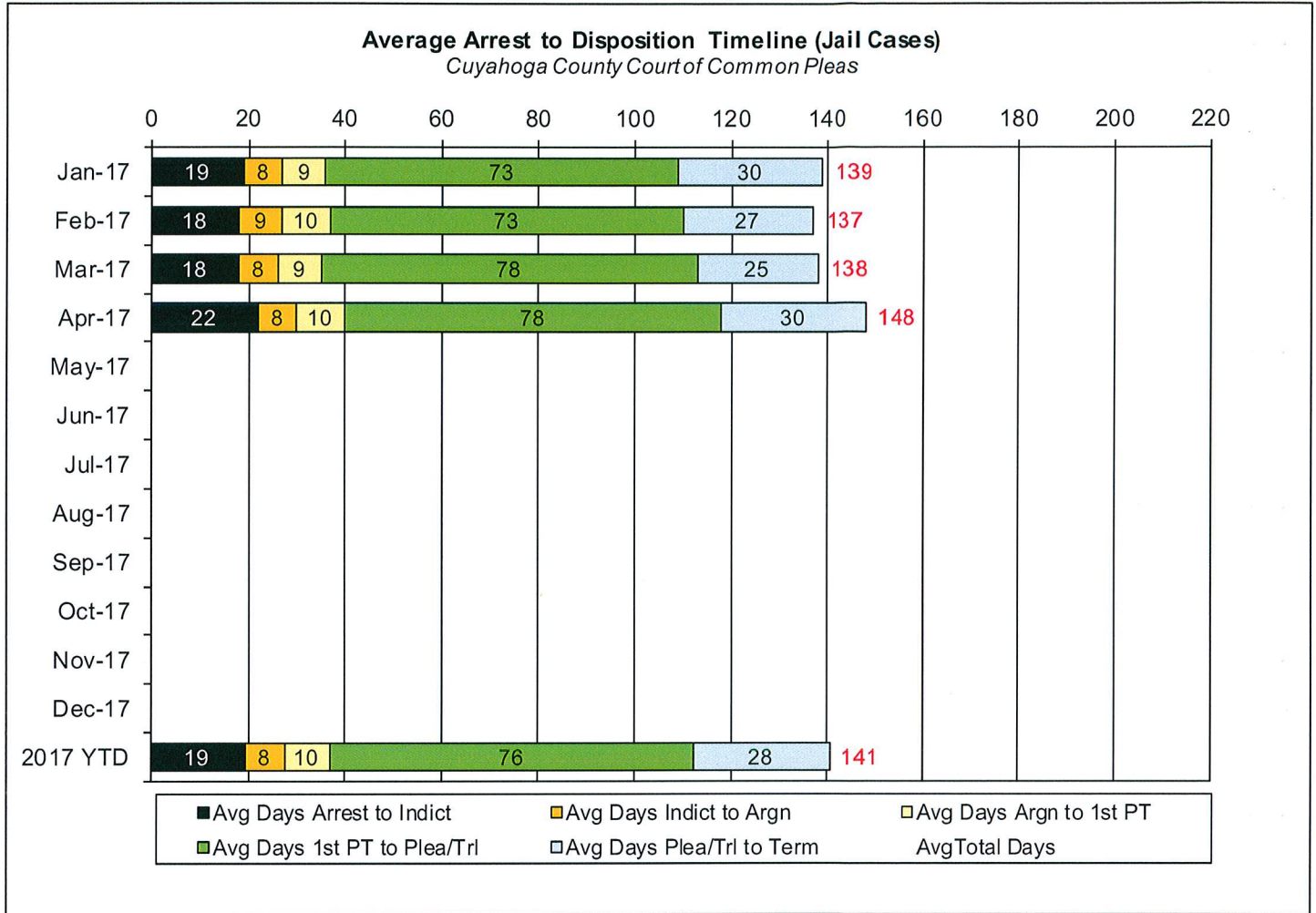
Arrest to Indictment
Indictment to Arraignment
Arraignment to 1st Pre-Trial
1st Pre-Trial to Plea/Trial
Plea/Trial to Termination

Due to the fact that each case may or may not have all of the stage date elements, a method to arrive at stage averages was applied. For a case to be included in the average for a stage there would need to be both dates for the given stage. A case would be included in the Arrest to Indictment stage if both arrest date and indictment date were available. This method was applied to each of the five stages. Next we calculated the total number of cases that met the date criteria for each of the ranges and also the total number of days between each date. To arrive at an average, the total number of days for each case in each range was calculated and divided by the total number of cases that met the date criteria. If a case had a time period or periods where the defendant was capiased or referred to the Psych Clinic, that amount of time was subtracted from the appropriate range. For re-indicted cases, the original arrest date is used.

The following three charts are for Jail, Non-Jail and combined Jail and Non-Jail cases. Jail and Non-Jail cases are defined by the posting of bond prior to plea or trial.

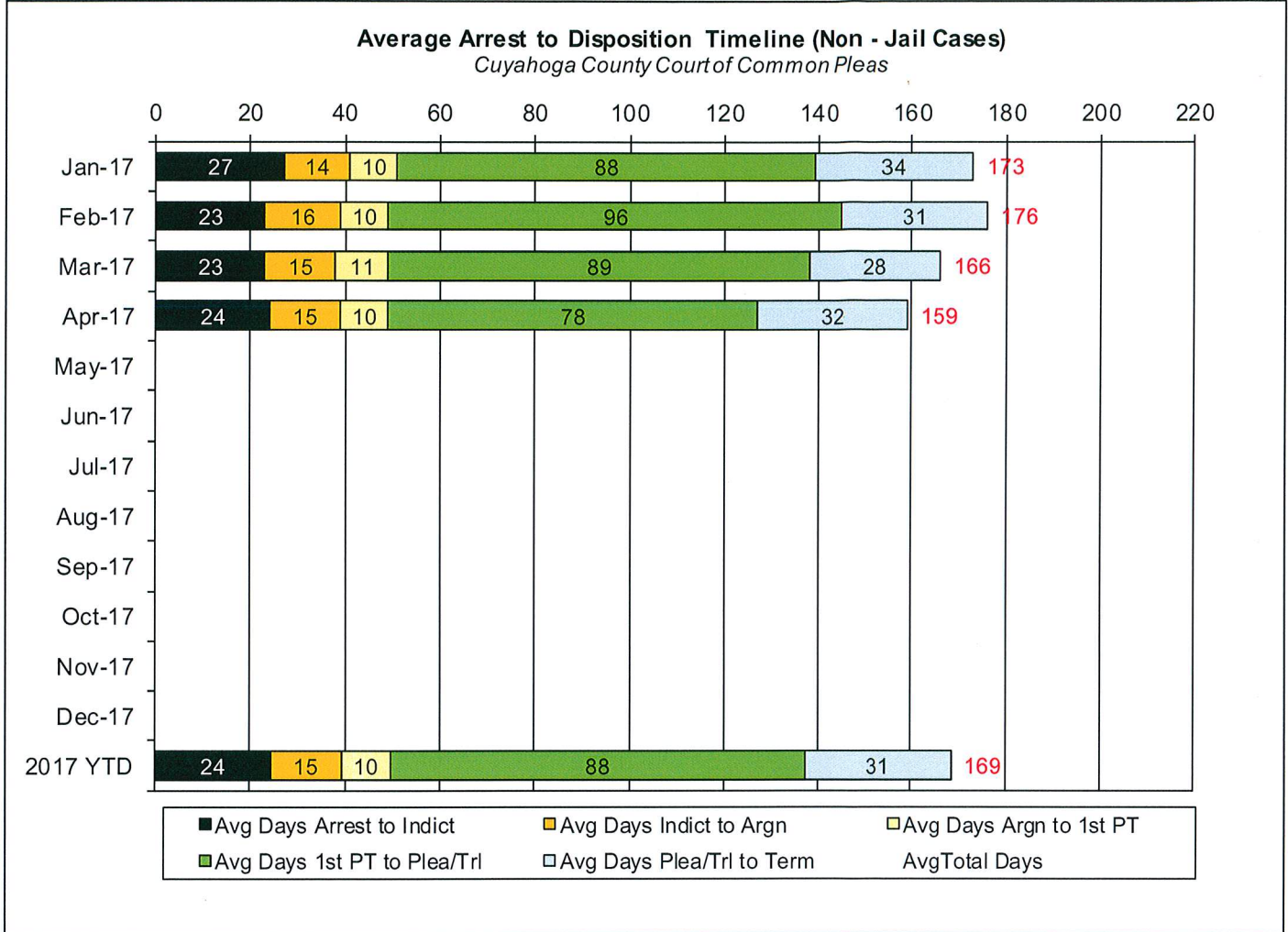
CUYAHOGA COUNTY COMMON PLEAS COURT

Average Arrest to Disposition Timeline (Jail Cases)



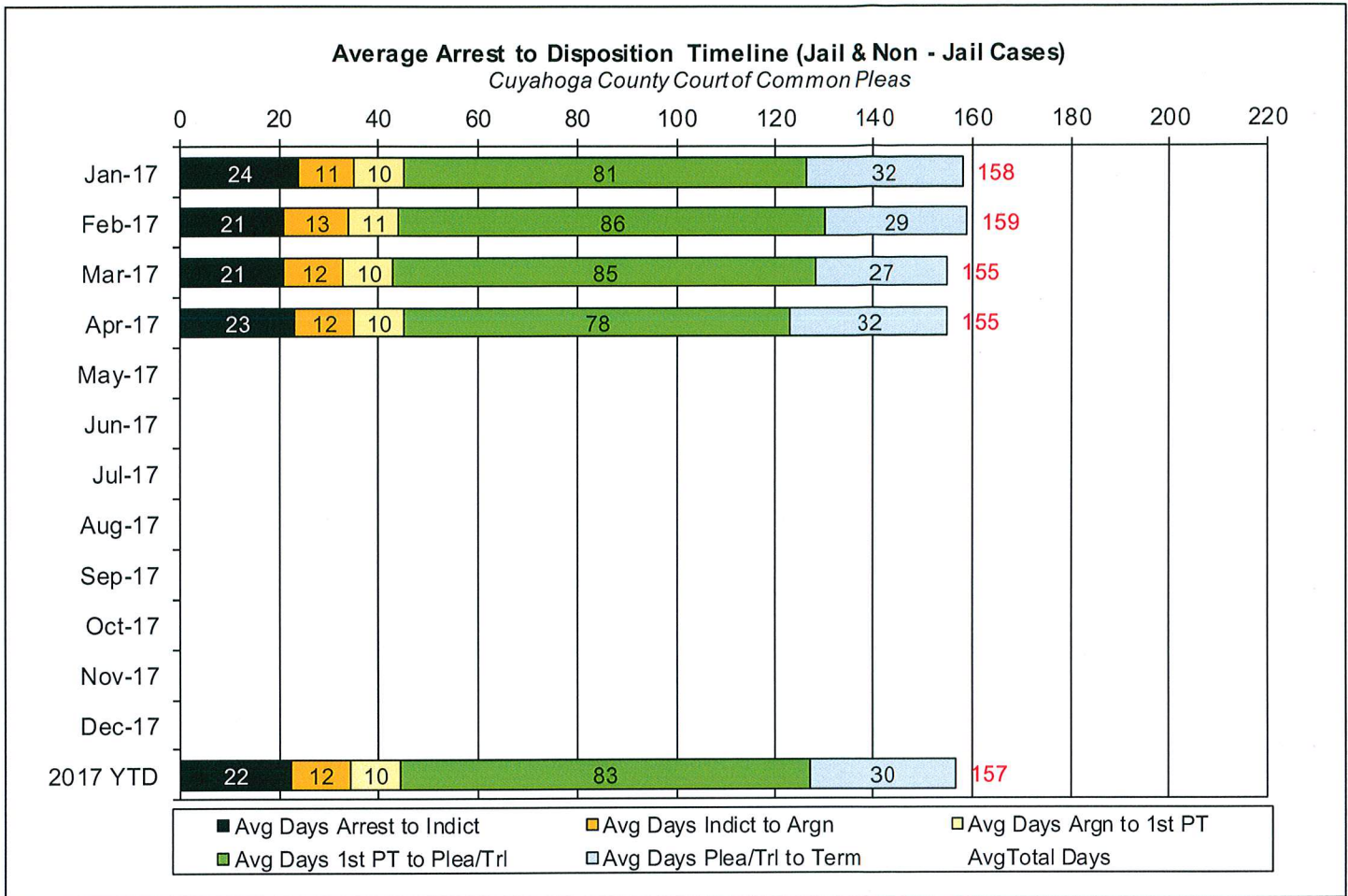
CUYAHOGA COUNTY COMMON PLEAS COURT

Average Arrest to Disposition Timeline (Non-Jail Cases)

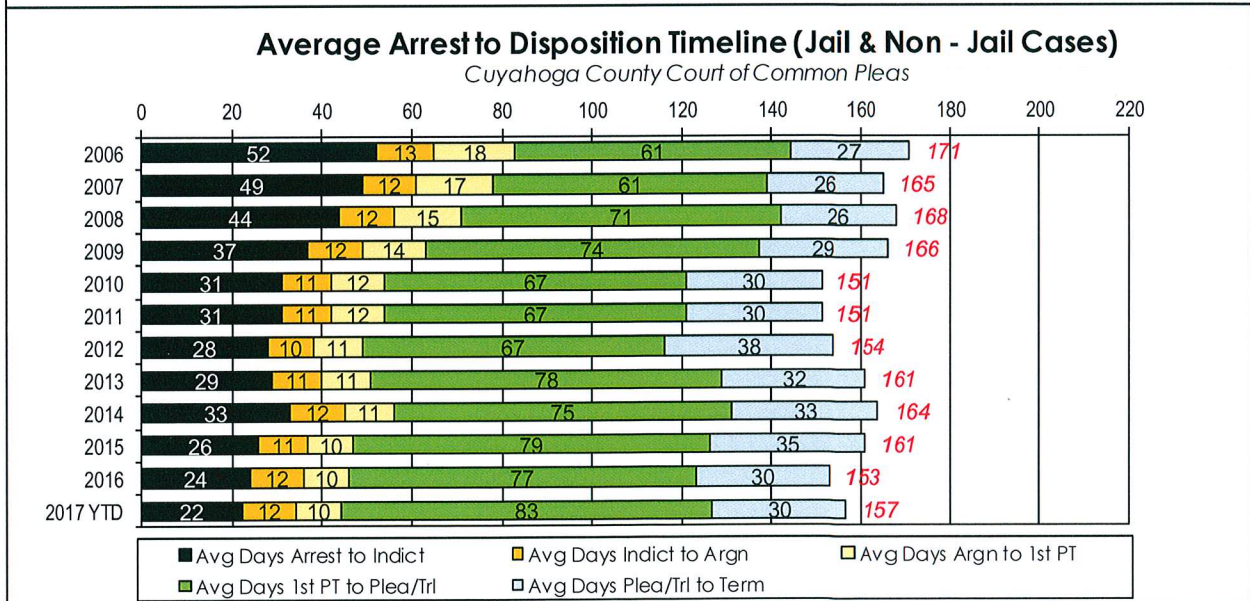
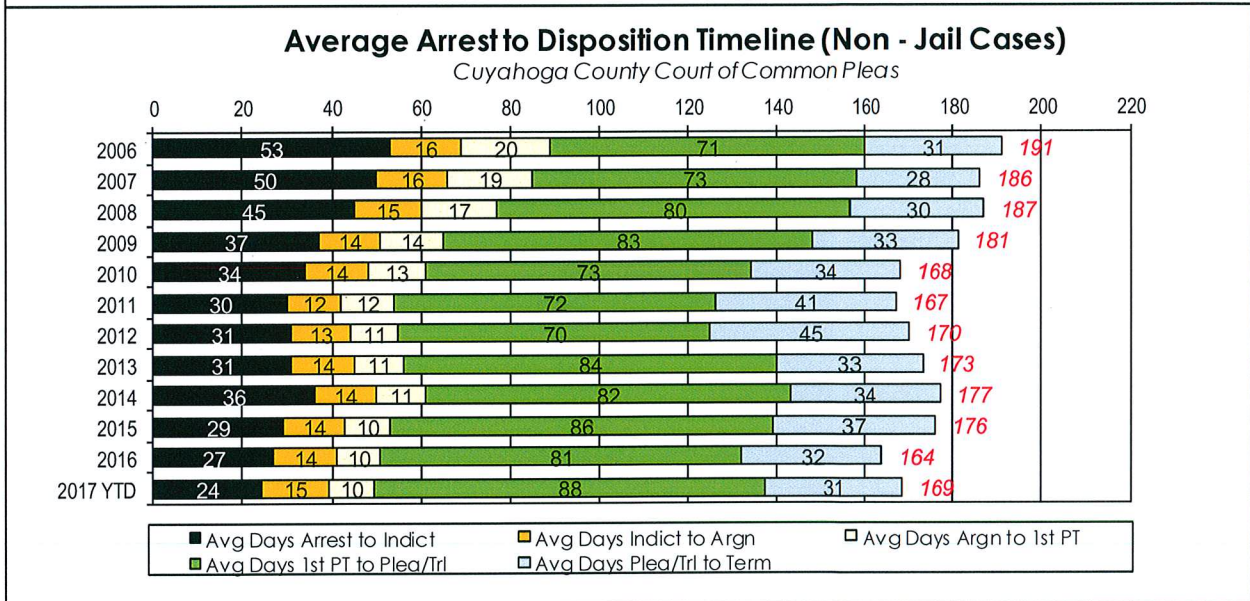
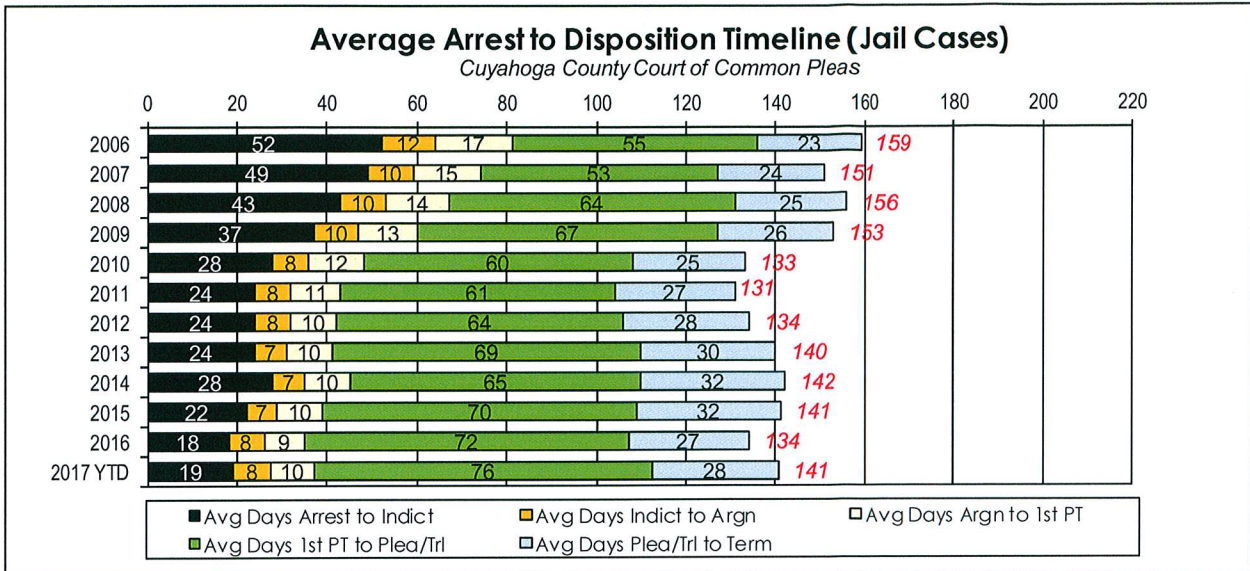


CUYAHOGA COUNTY COMMON PLEAS COURT

Average Arrest to Disposition Timeline (Jail and Non-Jail Cases)

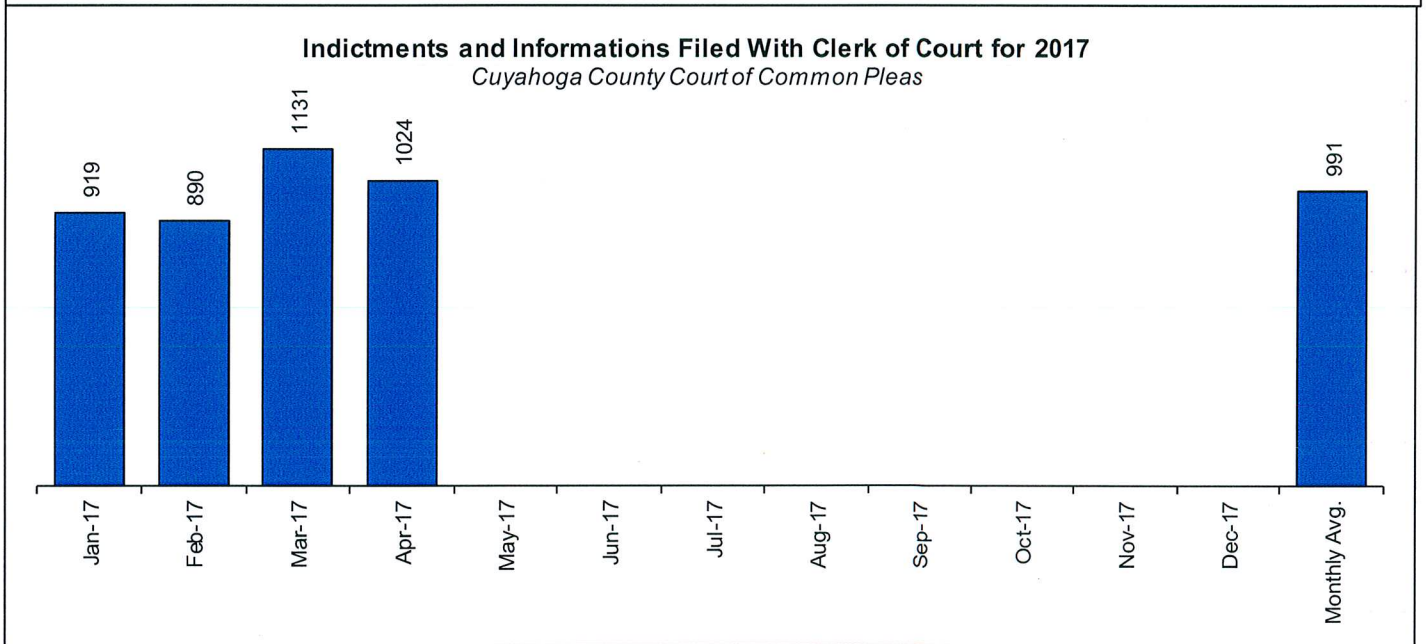
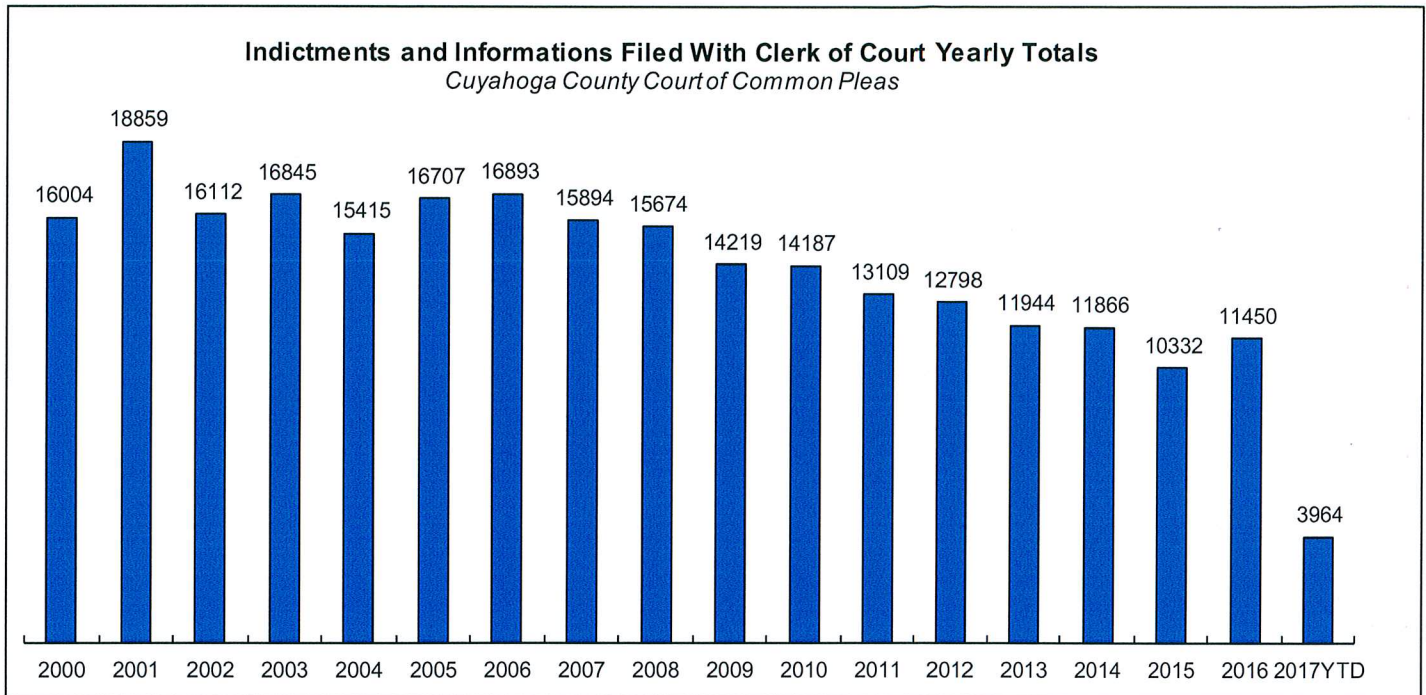


Yearly Average Arrest to Disposition Timeline



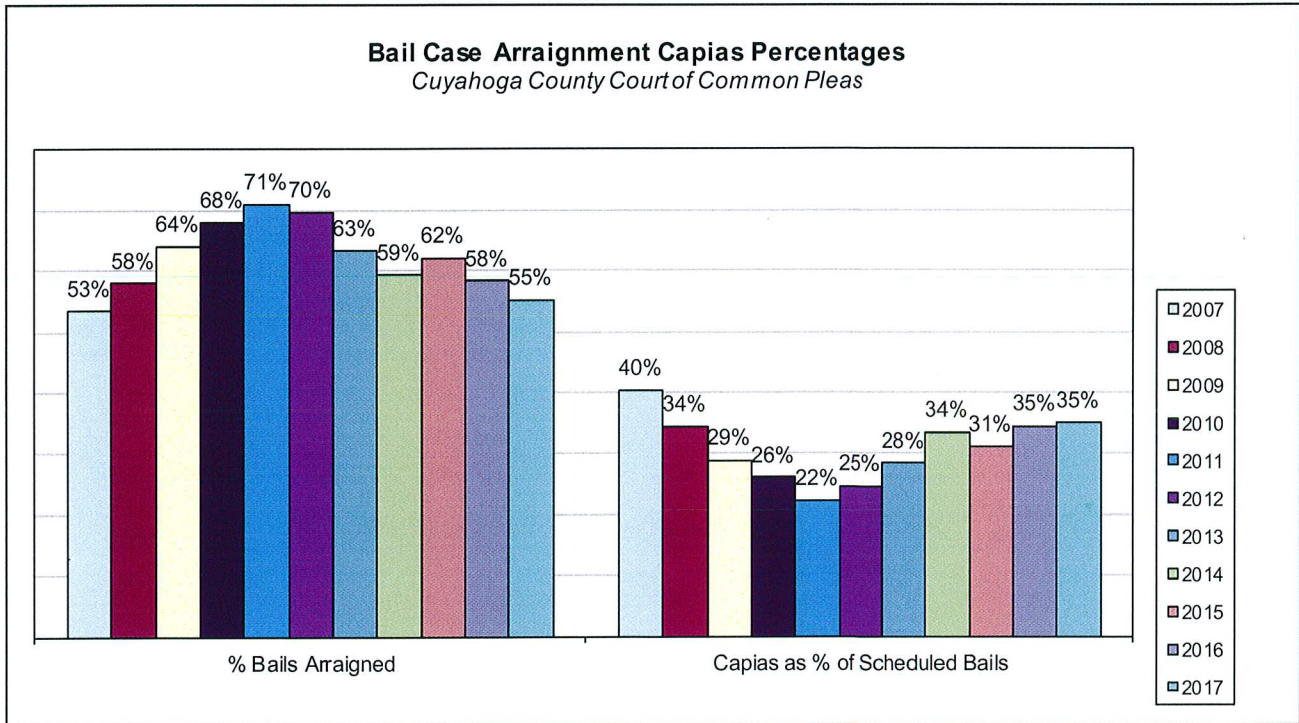
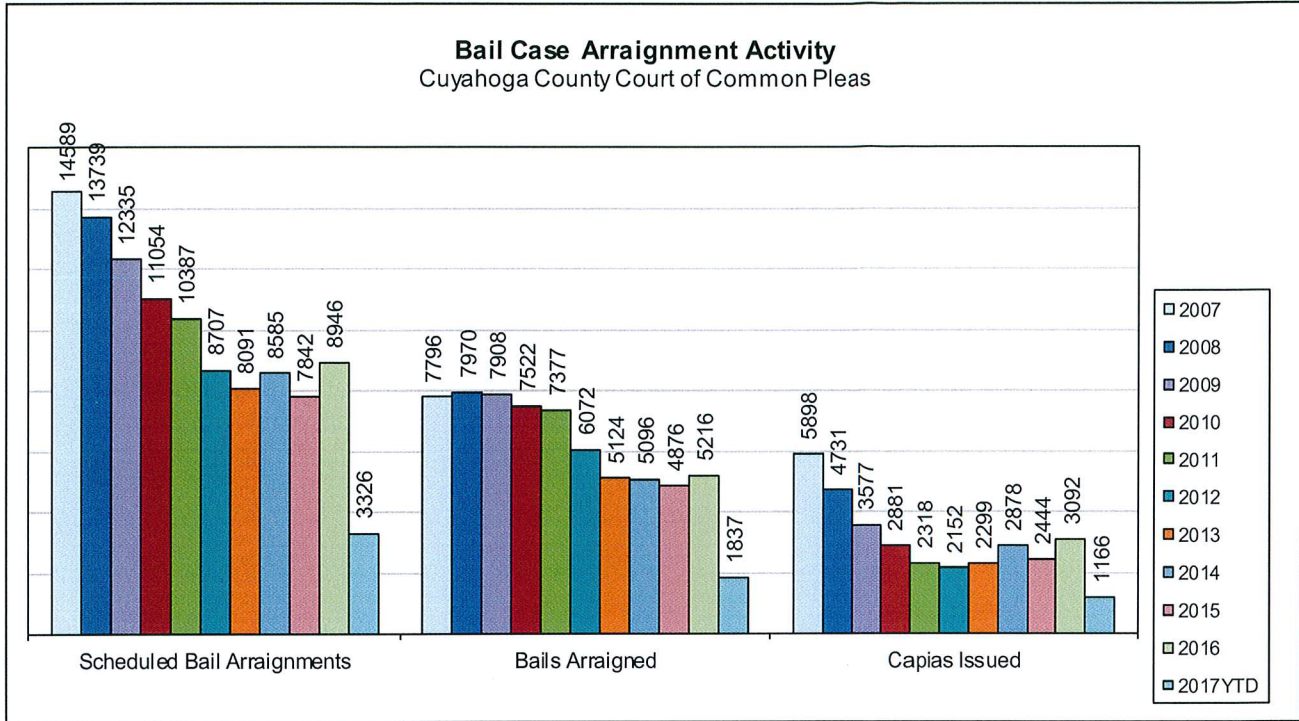
Indictments and Informations Filed With the Clerk of Courts

The following charts are reflective of Indictments and Informations filed with the Criminal Clerk of Courts from 2000. The source for this information was the Criminal Clerk's Office.



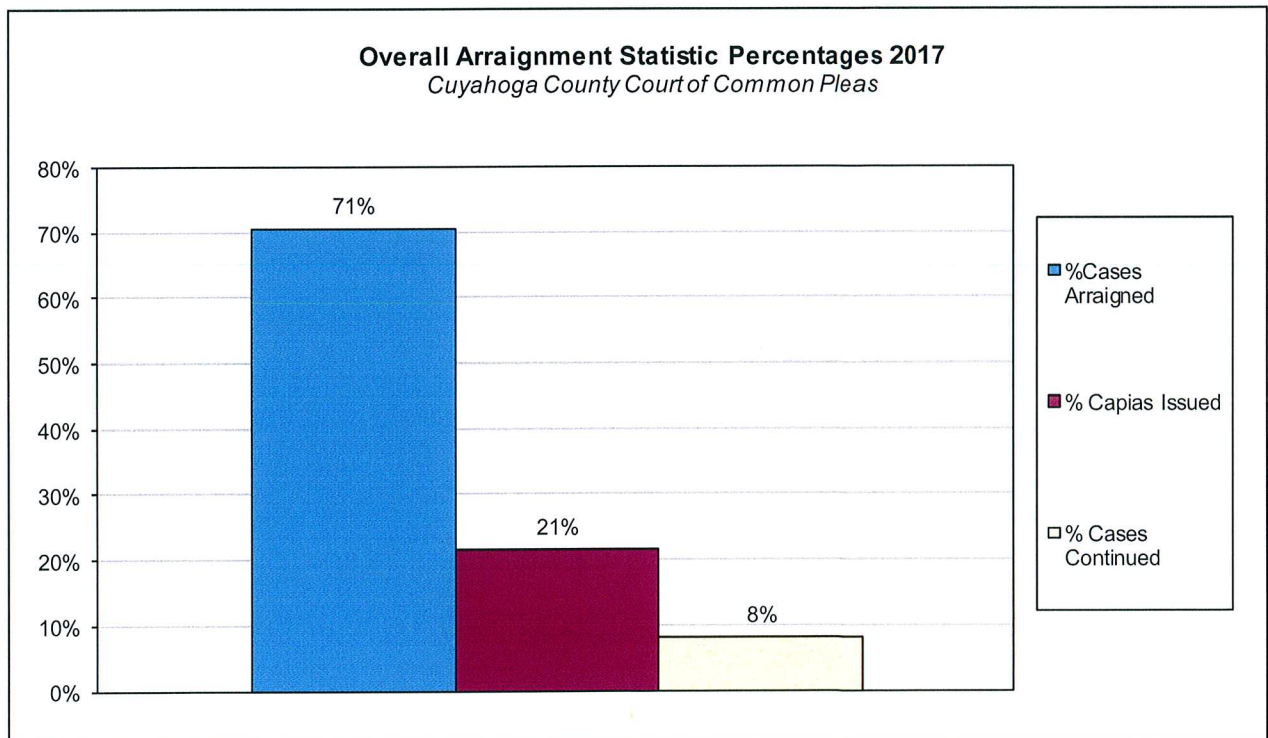
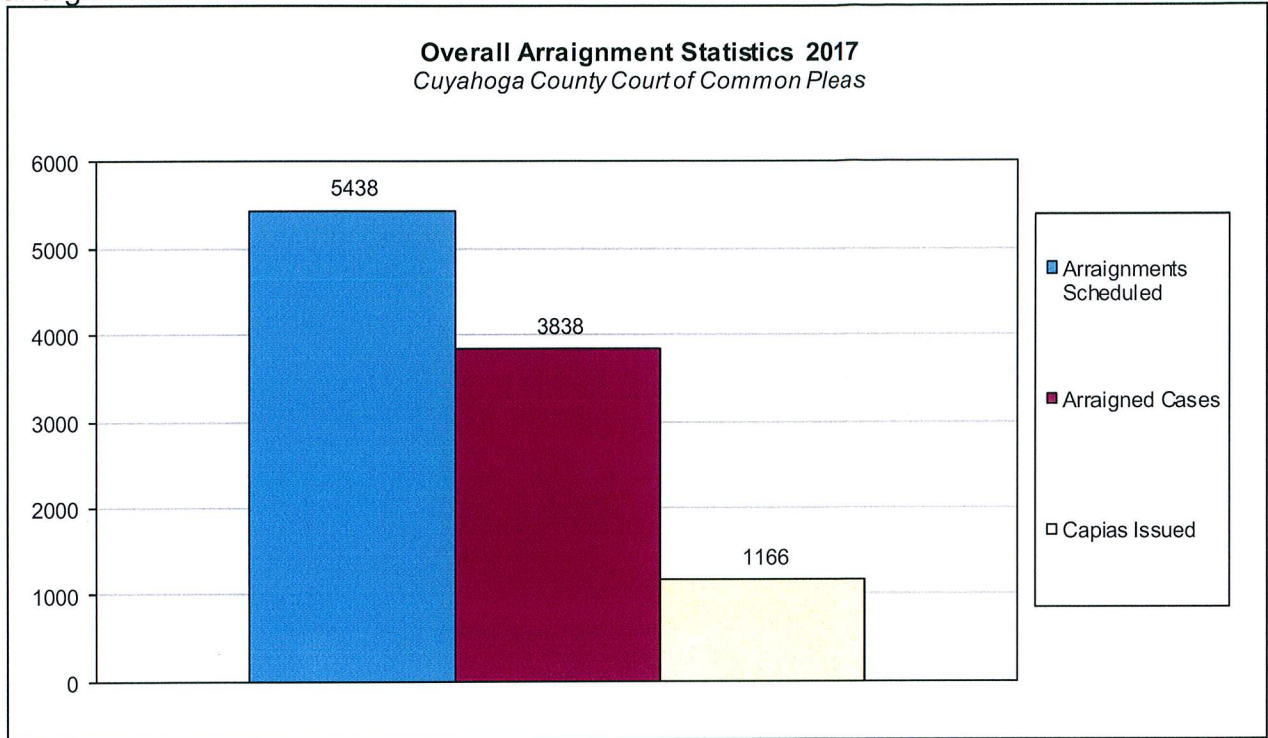
Bail Case Arraignment Activity

The following charts are reflective of arraignment activity where the defendant was not incarcerated at the time of arraignment. The source for this information was the Criminal Records Department.



Overall Arraignment Statistics

The arraignment statistics were provided by the Criminal Records Department. They are provided to give a representation of arraignment activity in the Court in 2017. These statistics include jail and non – jail arraignments.

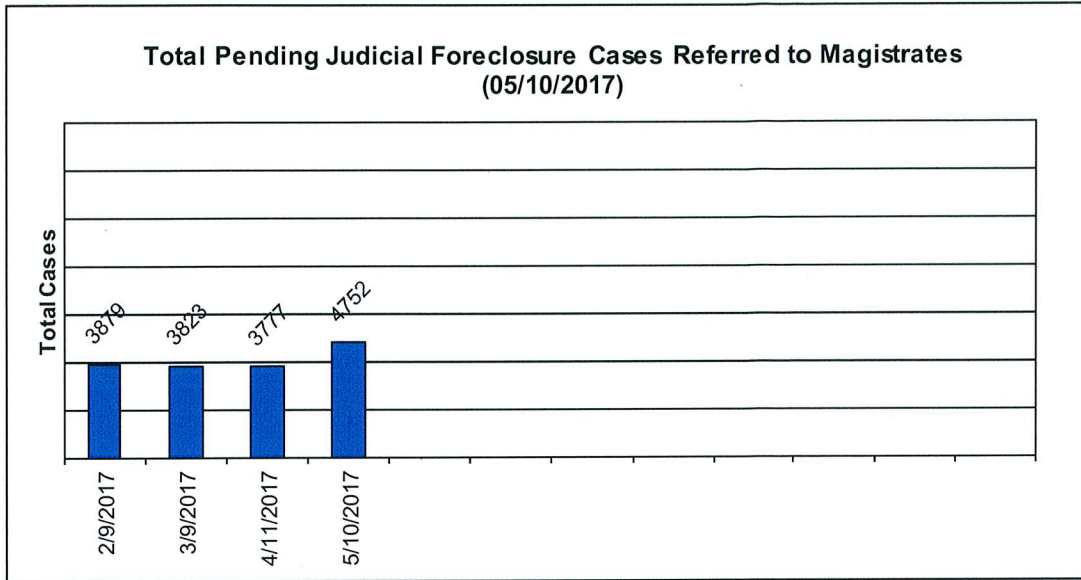


Judicial Foreclosure Statistics¹

¹ For clarification purposes, Foreclosure cases in this report are identified as Judicial Foreclosure filings (filing codes 1460 (Foreclosure Marsh. Of Lien), 1465(Tax Lien), 1466 (Tax Certificate), 1470 (Quiet Title), and 1480 (Partition)). These cases are different from Board of Revision Foreclosures, which are not reported here.

Total Pending Judicial Foreclosure Cases Referred to Magistrates


The following chart is a display of the total number of pending Judicial Foreclosure cases referred to the Magistrates on specific dates. The table below shows the number of these cases pending from each year since 2000.



	As of:	2/9/2017	3/9/2017	4/11/2017	5/10/2017														
Year																			
1992					1														
2000		0	0	0	0														
2001		0	0	0	0														
2002		0	0	0	0														
2003		1	1	0	0														
2004		0	0	0	0														
2005		0	0	0	0														
2006		0	1	0	0														
2007		1	3	1	1														
2008		1	1	1	1														
2009		2	2	2	2														
2010		3	4	3	3														
2011		7	4	5	4														
2012		7	7	7	7														
2013		16	13	11	11														
2014		74	66	62	59														
2015		367	317	265	223														
2016		2909	2508	2066	1739														
2017		491	896	1354	2701														

Total Pending Tax Lien & Certificate Cases Referred to Magistrates

The following chart is a display of the number of pending tax Judicial Foreclosure cases referred to the Magistrates on specific dates. The table below shows the number of pending tax Judicial Foreclosure cases in each year since 2000.




	As of:	2/9/2017	3/9/2017	4/11/2017	5/10/2017								
Year													
2000		0	0	0	0								
2001		0	0	0	0								
2002		0	0	0	0								
2003		0	0	0	0								
2004		0	0	0	0								
2005		0	0	0	0								
2006		0	0	0	0								
2007		0	0	0	0								
2008		0	0	0	0								
2009		0	0	0	0								
2010		1	1	1	1								
2011		2	1	1	0								
2012		0	0	0	1								
2013		3	3	1	2								
2014		17	14	15	15								
2015		83	73	60	46								
2016		584	484	381	310								
2017		62	110	213	275								
Total		752	686	672	650								

CUYAHOGA COUNTY COMMON PLEAS COURT

Percentage of Pending Judicial Foreclosure Cases By Filing Year

The following chart is a representation of the total number of pending Judicial Foreclosure cases by filing year expressed as a percentage on a specific date. The table below is the supporting data for this chart.


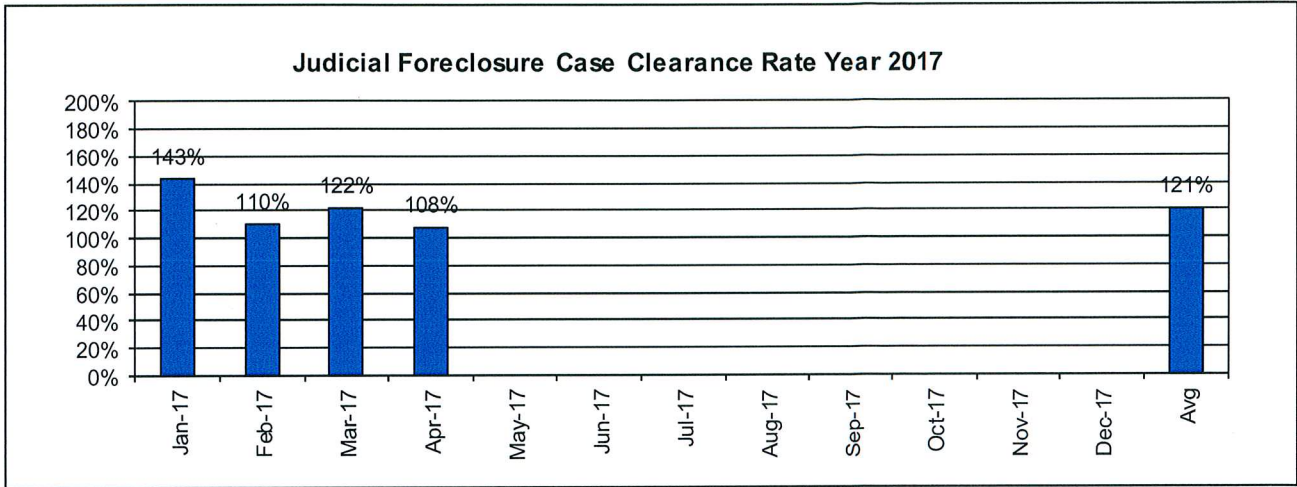


Year	As of:	5/10/2017	% of Total
1992		1	0.04%
2000		0	0.00%
2001		0	0.00%
2002		0	0.00%
2003		0	0.00%
2004		0	0.00%
2005		0	0.00%
2006		0	0.00%
2007		1	0.02%
2008		1	0.02%
2009		2	0.04%
2010		3	0.06%
2011		4	0.08%
2012		7	0.15%
2013		11	0.23%
2014		59	1.24%
2015		223	4.69%
2016		1739	36.60%
2017		2701	56.84%

CUYAHOGA COUNTY COMMON PLEAS COURT

Judicial Foreclosure Clearance Rate Year 2017

The Clearance Rate is the number of outgoing cases as a percentage of the number of incoming cases. Clearance rate measures whether the court is keeping up with its incoming caseload. If cases are not disposed in a timely manner, a backlog of cases awaiting disposition will grow. A Clearance Rate of 100% indicates that at least as many cases as have been filed, reopened, or reactivated in a period have been disposed.

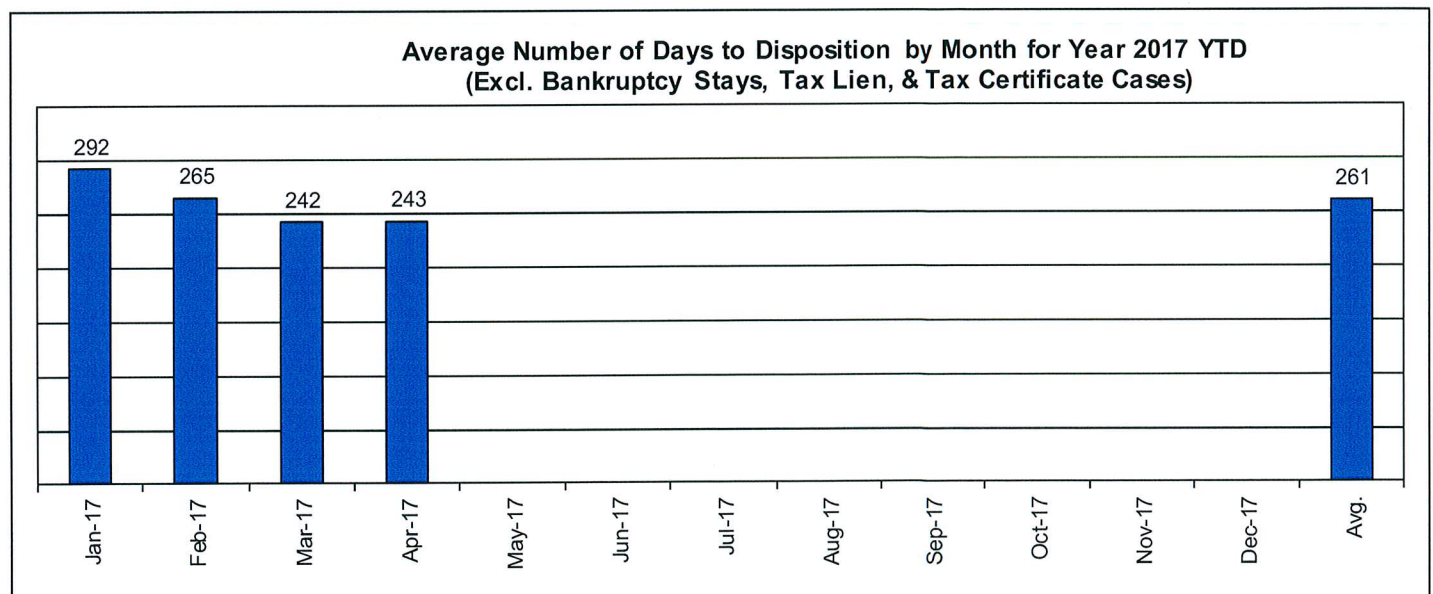
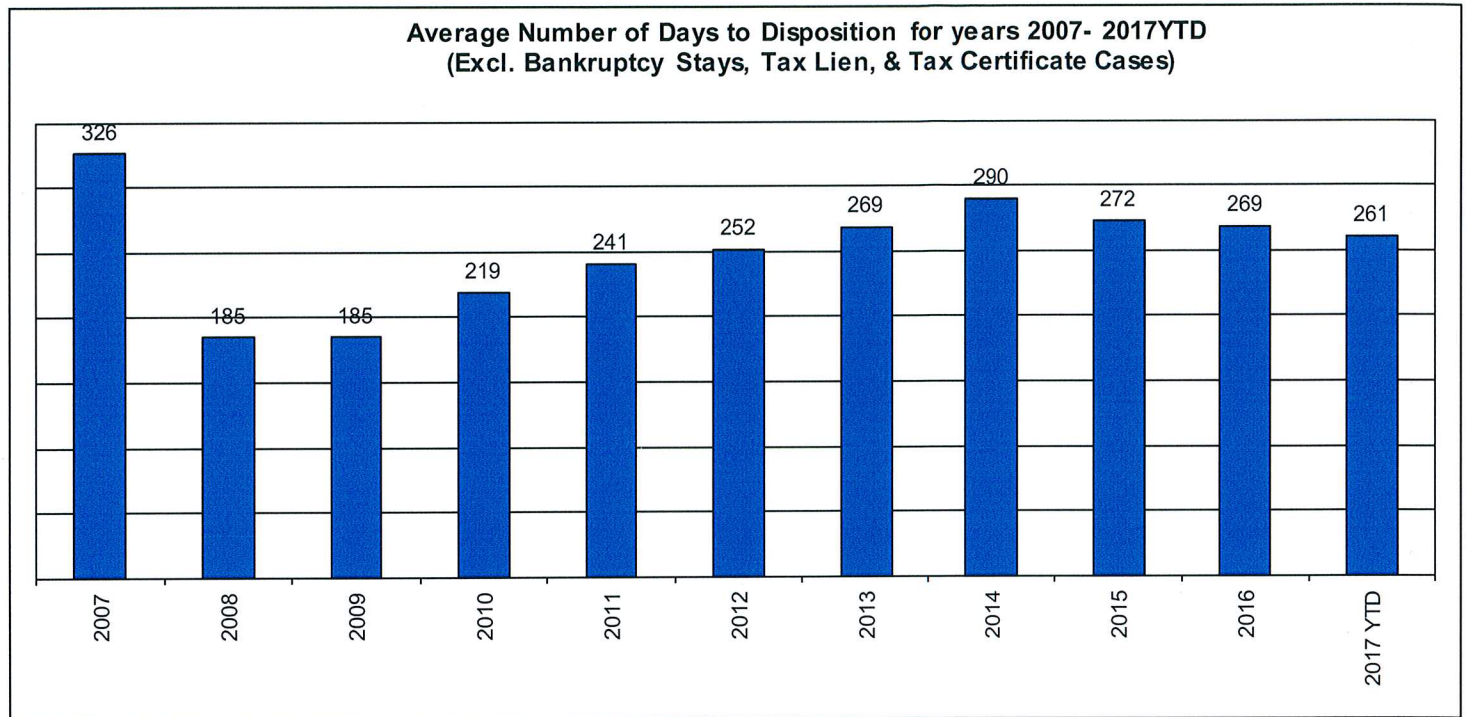


	Referrals & Reinstates	Dispositions	Clearance Rate
Jan-17	471	674	143%
Feb-17	466	513	110%
Mar-17	518	632	122%
Apr-17	499	538	108%
May-17			
Jun-17			
Jul-17			
Aug-17			
Sep-17			
Oct-17			
Nov-17			
Dec-17			
Avg	489	589	121%
Total	1954	2357	

CUYAHOGA COUNTY COMMON PLEAS COURT

Avg. Number of Days to Disp. (Excl. Bank. Stays & Tax Lien & Tax Cert.)

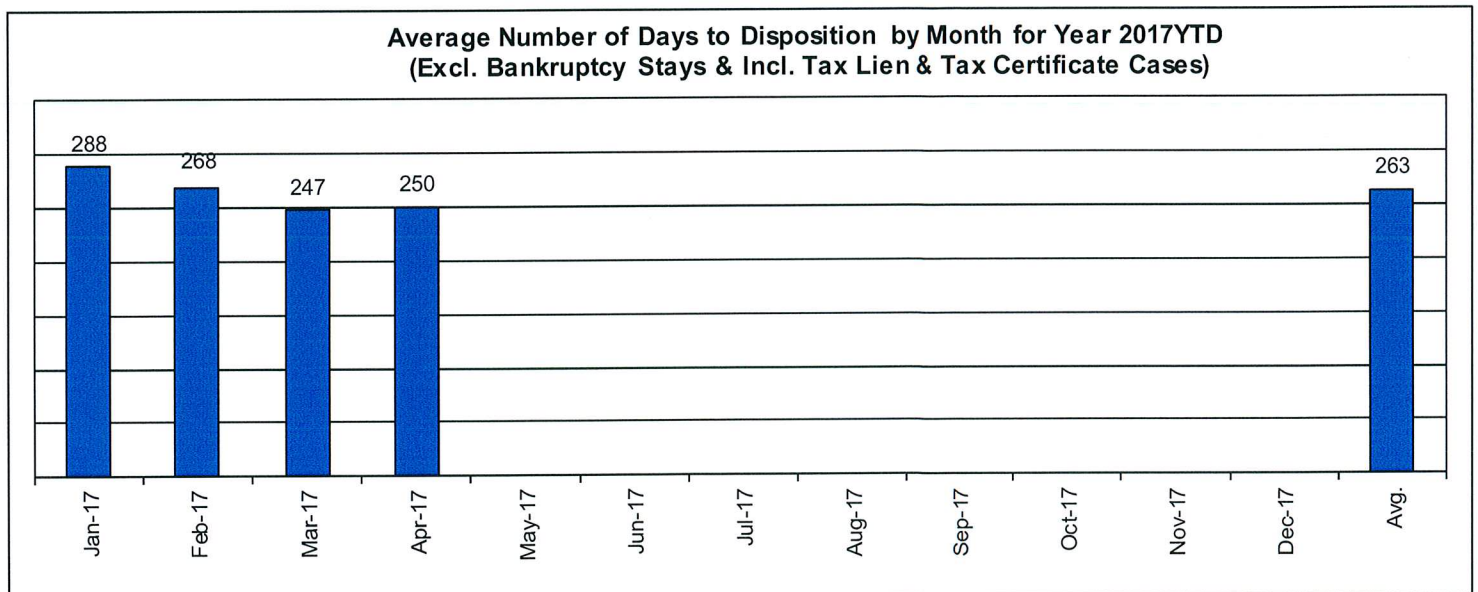
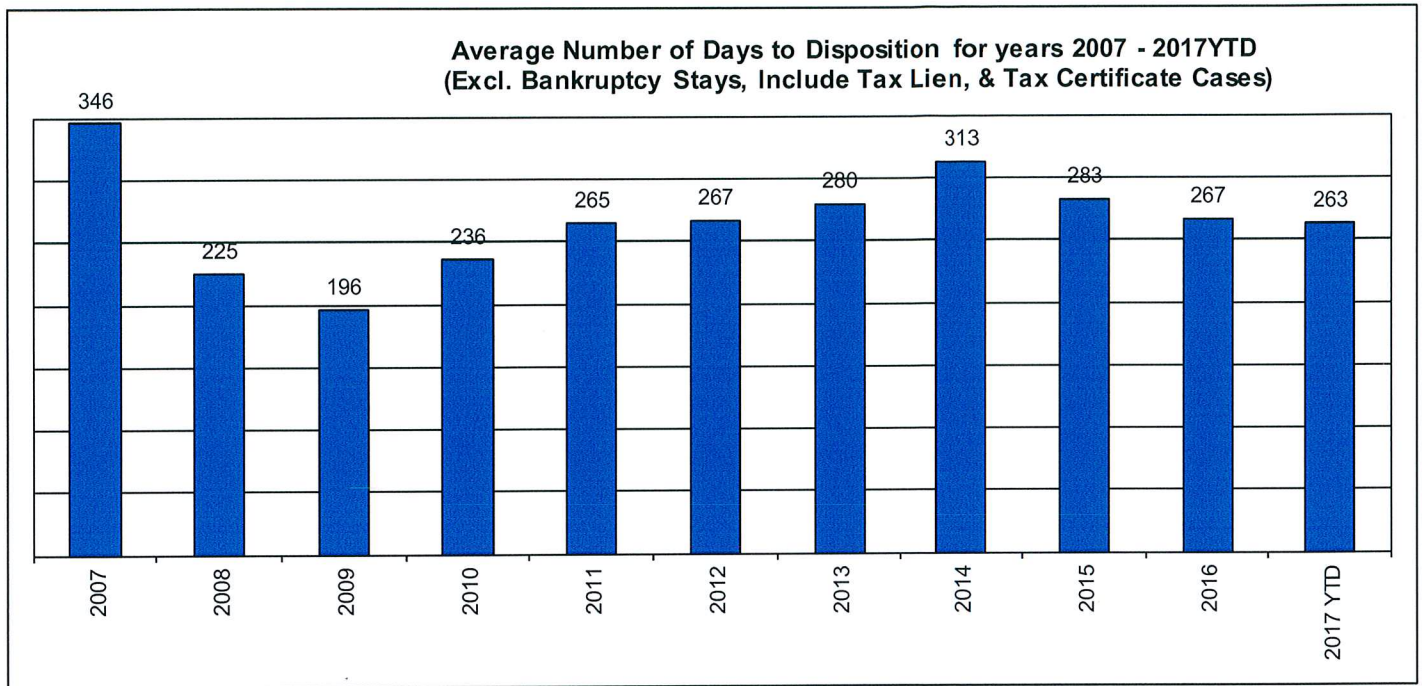
The average number of days to disposition is the number of days from filing to a final disposition entry being filed with the Clerk of Court. The data sample is based on all judicial foreclosure cases terminated by decree or dismissal (cases terminated by bankruptcy are not included) in a month. Each case is examined to determine the number of days between filing and termination with the periods that a case may have been in bankruptcy subtracted. Adding the total days of all of the cases minus bankruptcy periods and dividing by the total number of cases calculates the average. In the following chart, tax judicial foreclosure cases are excluded.



CUYAHOGA COUNTY COMMON PLEAS COURT

Avg. Number of Days to Disp. (Excl. Bank. Stays & Incl. Tax Lien & Tax Cert.)

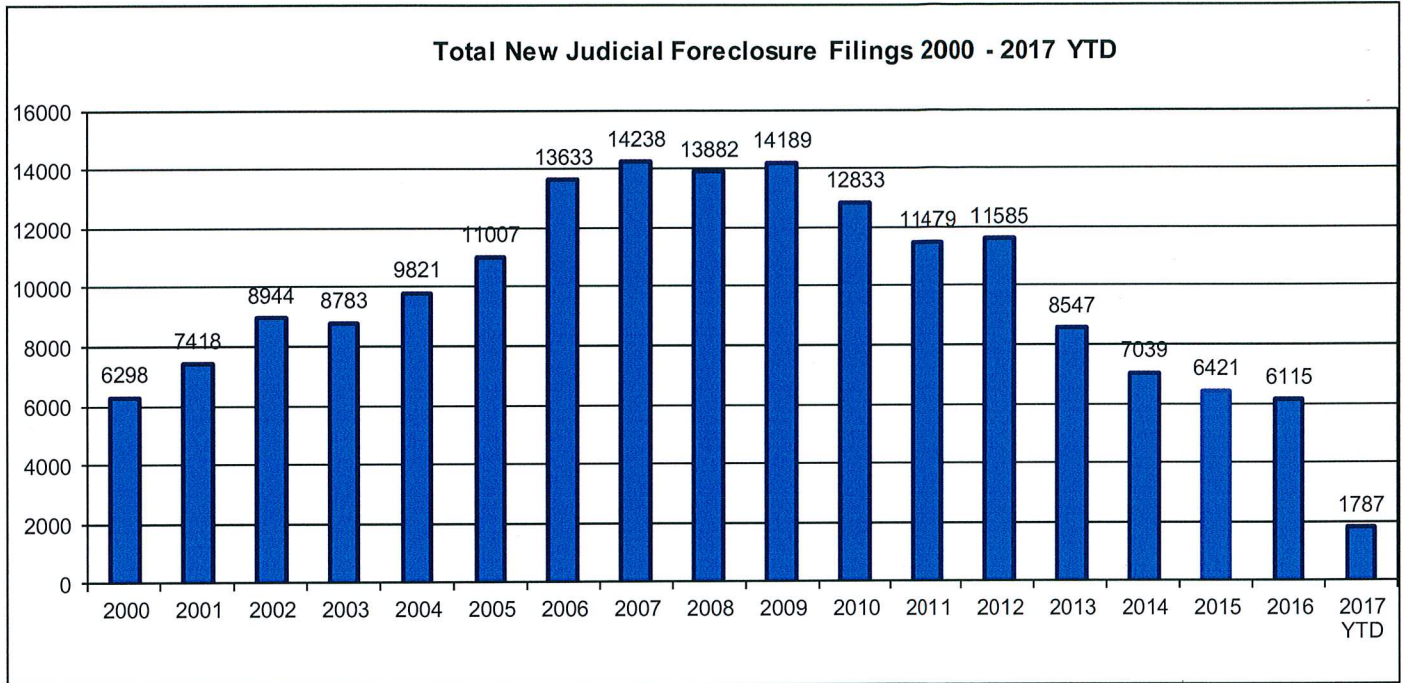
The average number of days to disposition is the number of days from filing to a final disposition entry being filed with the Clerk of Court. The data sample is based on all Judicial Foreclosure cases terminated by decree or dismissal (cases terminated by bankruptcy are not included) in a month. Each case is examined to determine the number of days between filing and termination with the periods that a case may have been in bankruptcy subtracted. Adding the total days of all of the cases minus bankruptcy periods and dividing by the total number of cases calculates the average. In the following chart, all types of Judicial Foreclosure cases are included.



Total New Judicial Foreclosure Filings

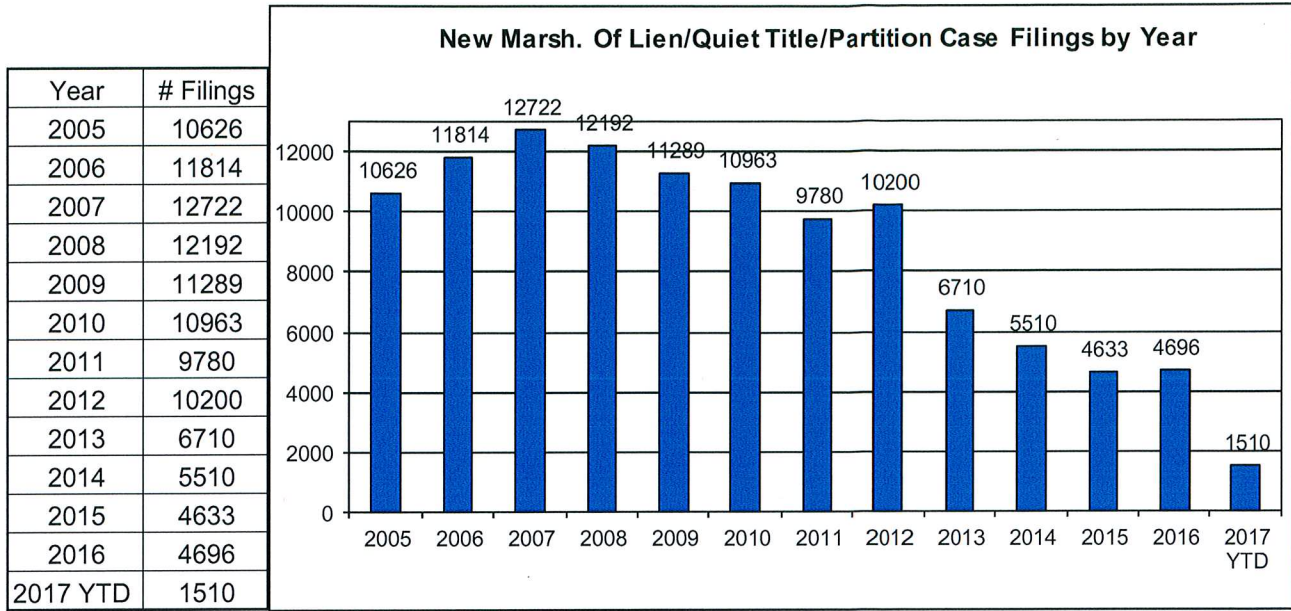
The following charts are provided as a historical view of new judicial foreclosure filings.

1. Total New Judicial Foreclosure Filings from 2000 – 2017 by year
2. Total New Marsh of Lien/Quiet Title/Partition Filings from 2005 – 2017 by month
3. Total New Tax Lien & Tax Certificate Filings for 2005 – 2017 by month
4. Total New Judicial Foreclosure Filings from 2005 – 2017 by month

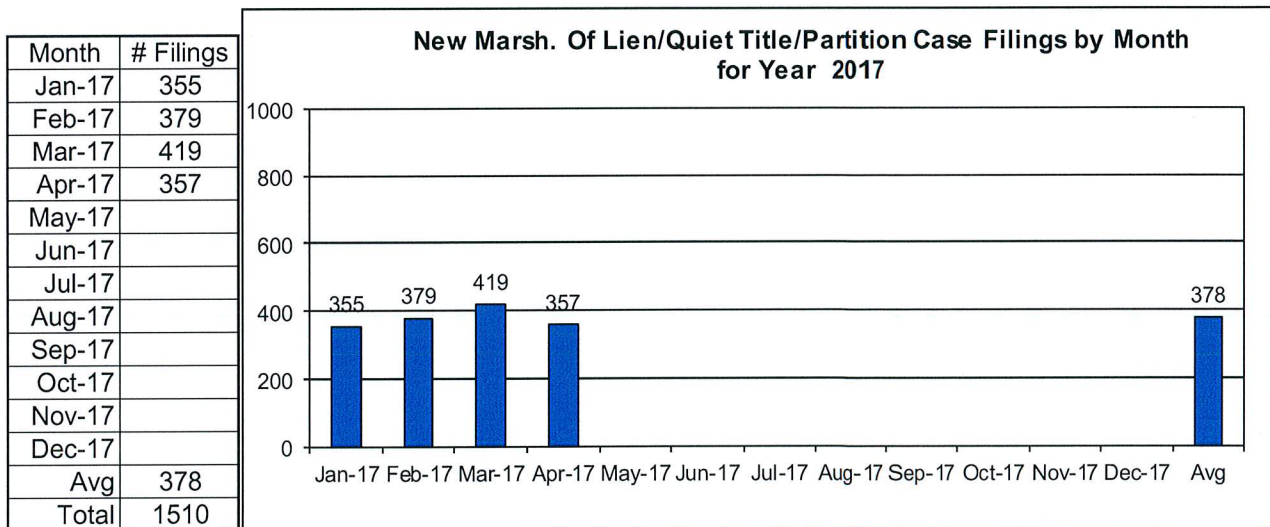


CUYAHOGA COUNTY COMMON PLEAS COURT

New Marsh of Lien/Quiet Title/Partition Case Filings for Years 2005 – 2017 YTD



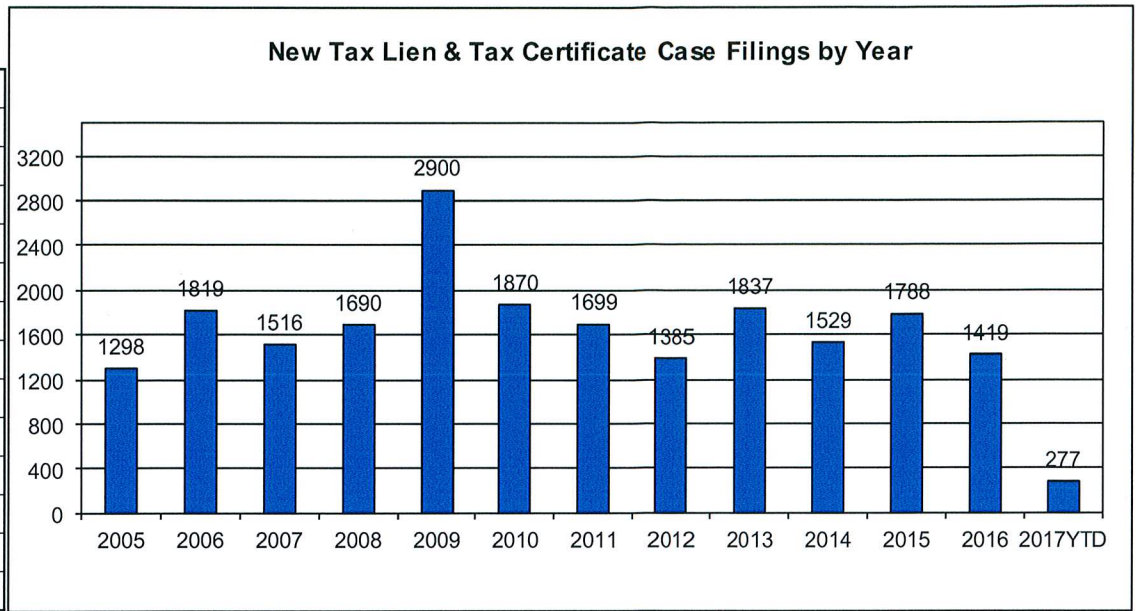
New Marsh of Lien/Quiet Title/Partition Case Filings by month for 2017 YTD



CUYAHOGA COUNTY COMMON PLEAS COURT

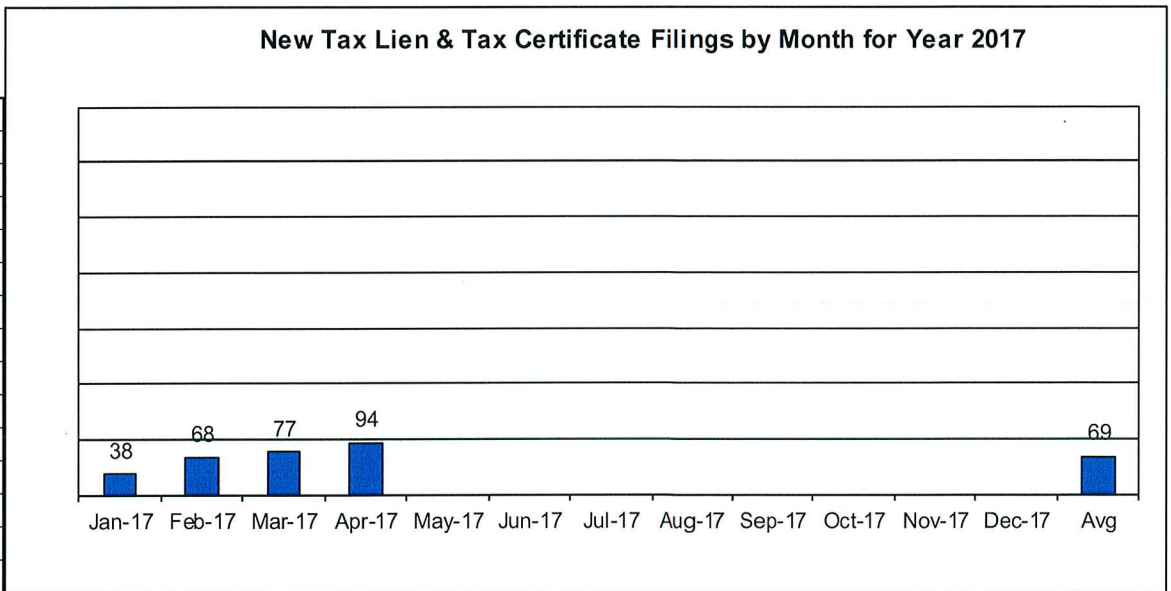
New Tax Lien & Certificate Filings for Years 2005 – 2017 YTD

Year	# Filings
2005	1298
2006	1819
2007	1516
2008	1690
2009	2900
2010	1870
2011	1699
2012	1385
2013	1837
2014	1529
2015	1788
2016	1419
2017YTD	277



New Tax Lien & Certificate Filings by Month for Year 2017 YTD

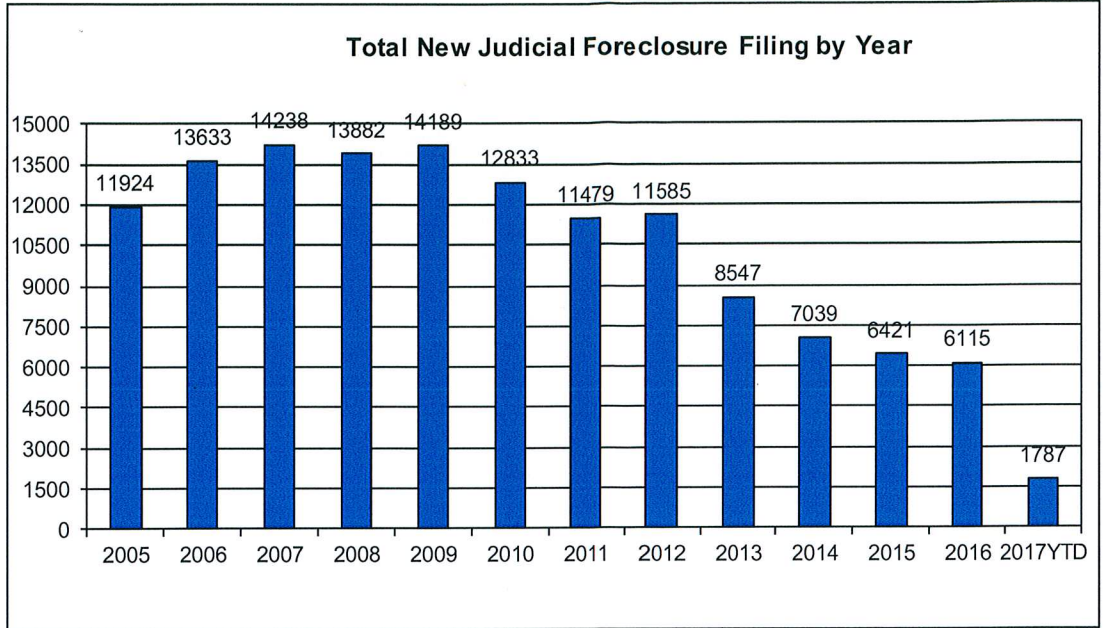
Month	# Filings
Jan-17	38
Feb-17	68
Mar-17	77
Apr-17	94
May-17	
Jun-17	
Jul-17	
Aug-17	
Sep-17	
Oct-17	
Nov-17	
Dec-17	
Avg	69
Total	277



CUYAHOGA COUNTY COMMON PLEAS COURT

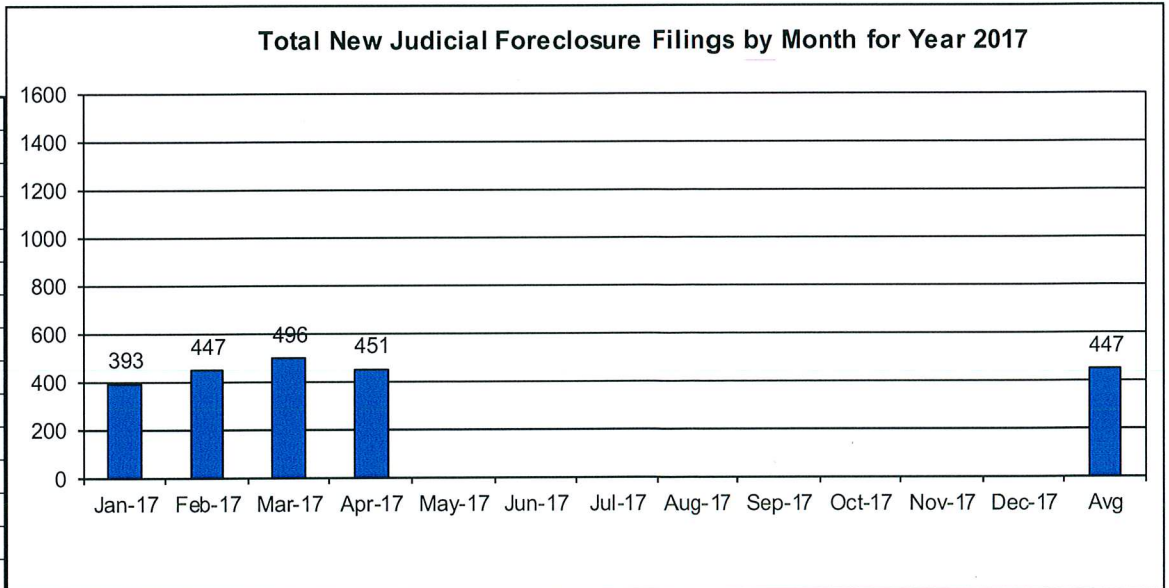
Total New Judicial Foreclosure Filings Years 2005 – 2017 YTD

Year	# Filings
2005	11924
2006	13633
2007	14238
2008	13882
2009	14189
2010	12833
2011	11479
2012	11585
2013	8547
2014	7039
2015	6421
2016	6115
2017 YTD	1787



Total New Judicial Foreclosure Filings by Month for Year 2017 YTD

Month	# Filings
Jan-17	393
Feb-17	447
Mar-17	496
Apr-17	451
May-17	
Jun-17	
Jul-17	
Aug-17	
Sep-17	
Oct-17	
Nov-17	
Dec-17	
Avg	447
Total	1787



Magistrate's Monthly Reports

The Magistrates' Monthly Report consists of 5 reports. Below is a description of each.

Magistrate's Monthly Supplemental Journal Entry Report (R415)

Retrieves total number of supplemental entries and Decrees of Confirmation of Sheriff's sale created during a specific period. A supplemental entry is any journal created by a magistrate, which does not close out a case. For example, any magistrate's order (MG) setting a hearing, any journal entry (JE) ruling on a motion, journals confirming Sheriff's sales, etc.).

Magistrate's Full Disposition Count by Magistrate Report (R413)

Retrieves total number of cases disposed of during a specific period. The dispositions are grouped by Magistrate and then broken down by the type of disposition (i. e. Default, Dismissed with Prejudice, Dismissed without Prejudice, etc.) This report can be printed three different ways. Including tax cases (Full Dispositions), excluding tax cases (Non-Tax Dispositions), and Tax cases only (Tax Dispositions).

Magistrate's Monthly Cases Referred/Reinstated Report (R418)

Retrieves newly filed cases referred to the Magistrates Dept. and cases previously disposed by the Magistrates Dept. that are reinstated and re-referred to the magistrates. The cases are separated by Tax (filing code 1465; Tax Judicial Foreclosure & 1466; Tax Certificate Judicial Foreclosure) and Non-Tax (1460; Judicial Foreclosure Marsh. Of Lien, 1480; Partition, 1470; Quiet Title, misc. (i. e. 1391; Contract Other, etc.).

Magistrate's Monthly Hearing Totals Report (R3146)

Retrieves total number of hearings held during one month. The hearings are grouped by Magistrate and then broken down by what type hearing was held (i. e. Default, Pretrial, etc.).

Magistrate's Monthly Case Load Report (R3147)

Retrieves individual caseload totals for individual magistrates during a specific period. The cases are grouped by magistrate and then broken down by case type (i. e. tax judicial foreclosure, tax certificate judicial foreclosure and non-tax judicial foreclosure).

CUYAHOGA COUNTY COURT OF COMMON PLEAS

DATE: 05/10/2017
TIME: 7:58 AM

OFFICE OF THE MAGISTRATES
MAGISTRATE'S MONTHLY SUPPLEMENTALS BY CASE
REPORTING PERIOD: APRIL 2017

PAGE: 1
CMSR415D

SUPPLEMENTALS

AUGUSTYN	162
BAKER	211
BUCHA	165
DAY	304
DYKE	209
GAUNTNER	0
GONZALEZ	207
HIPPLEY	184
JACKSON A	225
JACKSON J	0
KLEIN	238
LUCAS	251
VOZAR	283
WEISS	232
UNACCOUNTED FOR	0

TOTAL 2671

CONFIRMATIONS

TOTAL 3

Full Disposition Count by Magistrate

REPORTING PERIOD: FROM 04/01/2017 TO 04/30/2017

DATE: 05/10/2017

TIME: 7:59 AM

MagID	Dispose Type	Tax Cert.	Tax Treas.	Total
KCA	Bank	1	0	3
	Def	1	0	7
	Dism	0	1	7
	Ref. Vacate	0	0	0
	Court Trial	0	0	0
	Other	0	3	8
	MAG'S TOTAL		2	4

Decrees	351
Defaults	206
Other	145
Court Trial	0
Dismissals	166
Bankruptcy	21
Ref. Vacated	0
Grand Total	538

GDB	Bank	0	0	0
	Def	0	0	17
	Dism	0	0	16
	Ref. Vacate	0	0	0
	Court Trial	0	0	0
	Other	0	4	9
	MAG'S TOTAL		0	4

SMB	Bank	0	0	3
	Def	0	0	9
	Dism	0	1	13
	Ref. Vacate	0	0	0
	Court Trial	0	0	0
	Other	1	3	7
	MAG'S TOTAL		1	4

CED	Bank	0	0	0
	Def	1	0	17
	Dism	0	1	17
	Ref. Vacate	0	0	0
	Court Trial	0	0	0
	Other	0	3	7
	MAG'S TOTAL		1	4

JTD	Bank	0	0	1
	Def	3	1	18
	Dism	0	2	6
	Ref. Vacate	0	0	0
	Court Trial	0	0	0
	Other	1	4	11
	MAG'S TOTAL		4	7

TG	Bank	0	0	1
	Def	0	0	14
	Dism	1	0	18
	Ref. Vacate	0	0	0
	Court Trial	0	0	0
	Other	0	4	9
	MAG'S TOTAL		1	4

KH	Bank	0	1	2
	Def	2	0	20
	Dism	0	0	17
	Ref. Vacate	0	0	0
	Court Trial	0	0	0
	Other	2	5	12
	MAG'S TOTAL		4	6

ARJ	Bank	0	0	2
	Def	6	0	22
	Dism	0	2	18

Full Disposition Count by Magistrate

REPORTING PERIOD: FROM 04/01/2017 TO 04/30/2017

DATE: 05/10/2017

TIME: 7:59 AM

MagID	Dispose Type	Tax Cert.	Tax Treas.	Total
	Ref. Vacate	0	0	0
	Court Trial	0	0	0
	Other	0	8	17
MAG'S TOTAL		6	10	<u>59</u>
<hr/>				
MK				
	Bank	0	0	2
	Def	3	0	20
	Dism	0	1	14
	Ref. Vacate	0	0	0
	Court Trial	0	0	0
	Other	4	9	17
MAG'S TOTAL		7	10	<u>53</u>
<hr/>				
PL				
	Bank	0	0	2
	Def	3	0	27
	Dism	0	2	13
	Ref. Vacate	0	0	0
	Court Trial	0	0	0
	Other	2	10	20
MAG'S TOTAL		5	12	<u>62</u>
<hr/>				
TJV				
	Bank	0	0	3
	Def	1	0	20
	Dism	1	0	15
	Ref. Vacate	0	0	0
	Court Trial	0	0	0
	Other	1	4	13
MAG'S TOTAL		3	4	<u>51</u>
<hr/>				
CW				
	Bank	0	0	2
	Def	3	0	15
	Dism	1	2	12
	Ref. Vacate	0	0	0
	Court Trial	0	0	0
	Other	0	11	15
MAG'S TOTAL		4	13	<u>44</u>

CUYAHOGA COUNTY COURT OF COMMON PLEAS

DATE: 05/10/2017
 TIME: 07:59 AM

OFFICE OF THE MAGISTRATES
 MAGISTRATE'S MONTHLY REF/REIN CASES
 FROM 04/01/2017 TO 04/30/2017

CMSR418

MAGISTRATE	NEW REFERRALS				REINSTATED			
	Tax Treas.	Tax Cert.	Non-Tax	Total	Tax Treas.	Tax Cert.	Non-Tax	Total
<u>AUGUSTYN/KEVIN/C</u>	4	1	18	23	0	0	0	0
<u>BAKER/GAIL/D</u>	9	2	36	47	1	0	0	1
<u>BUCHA/STEPHEN/M</u>	13	4	31	48	0	1	0	1
<u>DAY/CHRISTOPHER/E</u>	6	0	36	42	0	0	3	3
<u>DYKE/JOHN/T</u>	4	0	39	43	0	0	0	0
<u>GONZALEZ/TRACEY/</u>	5	3	30	38	1	1	2	4
<u>HIPPLEY/KEVIN/</u>	7	1	31	39	0	1	3	4
<u>JACKSON A/AMY/R</u>	10	0	32	42	0	1	6	7
<u>JACKSON J/JIM/L</u>	0	0	1	1	0	0	0	0
<u>KLEIN/MONICA/</u>	8	1	32	41	0	0	0	0
<u>LUCAS/PAUL/</u>	14	0	27	41	0	1	0	1
<u>VOZAR/THOMAS/J</u>	4	0	28	32	0	0	2	2
<u>WEISS/CAROL/</u>	7	1	28	36	0	0	3	3
<u>TOTAL</u>	91	13	369	473	2	5	19	26
<u>COMBINED TOTAL</u>	499							

CUYAHOGA COUNTY COURT OF COMMON PLEAS

OFFICE OF THE MAGISTRATES

MAG MONTHLY HEARING TOTALS

Reporting Period: April 2017

DATE: 05/10/2017
TIME: 07:59 AM

PAGE: 1
CMSR3146

Monthly Hearing Total 390

AUGUSTYN	
Default Hearings	15
Tax Hearings	1
Pretrials	6
<hr/>	
TOTAL:	22
BAKER	
Default Hearings	19
Tax Hearings	2
Pretrials	3
<hr/>	
TOTAL:	24
BUCHA	
Default Hearings	13
Tax Hearings	5
Pretrials	6
<hr/>	
TOTAL:	24
DAY	
Default Hearings	25
Tax Hearings	4
Pretrials	4
<hr/>	
TOTAL:	33
DYKE	
Default Hearings	23
Tax Hearings	4
Pretrials	5
<hr/>	
TOTAL:	32
GONZALEZ	
Default Hearings	16
Tax Hearings	1
Pretrials	2
<hr/>	
TOTAL:	19
HIPPLEY	
Default Hearings	26
Tax Hearings	5
Pretrials	2
<hr/>	
TOTAL:	33
JACKSON A	
Default Hearings	20
Tax Hearings	2
Pretrials	23
<hr/>	
TOTAL:	45
KLEIN	
Default Hearings	26
Tax Hearings	8
Pretrials	6
<hr/>	
TOTAL:	40
LUCAS	
Default Hearings	37
Tax Hearings	1
Pretrials	2
<hr/>	

CUYAHOGA COUNTY COURT OF COMMON PLEAS

OFFICE OF THE MAGISTRATES

MAG MONTHLY HEARING TOTALS

Reporting Period: April 2017

DATE: 05/10/2017
TIME: 07:59 AM

PAGE: 2
CMSR3146

TOTAL:	40
VOZAR	
Default Hearings	21
Tax Hearings	3
Pretrials	16
<hr/>	
TOTAL:	40
WEISS	
Default Hearings	27
Tax Hearings	4
Pretrials	7
<hr/>	
TOTAL:	38

Magistrate Name	Non Tax Total	Tax Cert.	Tax Treas.	Total Tax	Total Cases
AUGUSTYN	128	6	25	31	159
BAKER	215	10	48	58	273
BUCHA	141	7	34	41	182
DAY	177	3	30	33	210
DYKE	184	6	32	38	222
GONZALEZ	233	9	47	56	289
HIPPLEY	252	16	41	57	309
JACKSON A	246	11	54	65	311
JACKSON J	1	0	0	0	1
KLEIN	225	5	48	53	278
LUCAS	301	20	71	91	392
VOZAR	287	15	48	63	350
WEISS	232	11	46	57	289
Non Tax Total:	2622	Cert.Tax Total: 119	Tax Treas. Total: 524	Total Tax: 643	Total Cases: 3265

Report CMSR1062 - Judicial Foreclosure Statistics by Judge

Report CMSR1062 provides a list of judicial foreclosure case activity for each Judge. The report identifies how many cases were pending at the beginning of the period. The new cases filed and cases that were transferred in or reactivated are added to the number pending at the beginning of the period. It then shows the type and number of terminations for the period. The total terminations are subtracted from the total pending which provides the pending at the end of the period.

CUYAHOGA COUNTY COURT OF COMMON PLEAS

DATE: 05/10/2017
TIME: 07:56 AM

Foreclosure Statistics by Judge
Reporting Period: April 2017

PAGE: 1
CMSR1062

Judge							
AMBROSE, DICK							
Pending at Beg of Period		New Cases Filed		Cases Transferred In / Reactivated			Total
64		11		6			81
Terminations							
Bankruptcy	Default	RefVacated	Court Trial	Dismiss	Other		Total
0	5	0	0	6	7		18
Total Pending at End of Period							63
BARKER, PAMELA A							
Pending at Beg of Period		New Cases Filed		Cases Transferred In / Reactivated			Total
148		12		5			165
Terminations							
Bankruptcy	Default	RefVacated	Court Trial	Dismiss	Other		Total
0	4	0	0	7	9		20
Total Pending at End of Period							145
BURNSIDE, JANET R							
Pending at Beg of Period		New Cases Filed		Cases Transferred In / Reactivated			Total
106		13		4			123
Terminations							
Bankruptcy	Default	RefVacated	Court Trial	Dismiss	Other		Total
0	6	0	0	5	6		17
Total Pending at End of Period							106
CALABRESE, DEENA R							
Pending at Beg of Period		New Cases Filed		Cases Transferred In / Reactivated			Total
111		14		3			128
Terminations							
Bankruptcy	Default	RefVacated	Court Trial	Dismiss	Other		Total
0	8	0	0	3	11		22
Total Pending at End of Period							106
CLANCY, MAUREEN							
Pending at Beg of Period		New Cases Filed		Cases Transferred In / Reactivated			Total
97		10		5			112
Terminations							
Bankruptcy	Default	RefVacated	Court Trial	Dismiss	Other		Total
0	5	0	0	5	5		15
Total Pending at End of Period							97
COLLIER-WILLIAMS, CASSANDRA							
Pending at Beg of Period		New Cases Filed		Cases Transferred In / Reactivated			Total
106		7		2			115
Terminations							
Bankruptcy	Default	RefVacated	Court Trial	Dismiss	Other		Total
1	7	0	0	5	5		18
Total Pending at End of Period							97
CORRIGAN, BRIAN J							
Pending at Beg of Period		New Cases Filed		Cases Transferred In / Reactivated			Total
97		17		5			119
Terminations							
Bankruptcy	Default	RefVacated	Court Trial	Dismiss	Other		Total
1	4	0	0	6	2		13
Total Pending at End of Period							106
CORRIGAN, PETER J							

DATE: 05/10/2017
TIME: 07:56 AM

Foreclosure Statistics by Judge
Reporting Period: April 2017

PAGE: 2
CMSR1062

Judge							
	Pending at Beg of Period		New Cases Filed	Cases Transferred In / Reactivated			Total
	90		14	1			105
Terminations	Bankruptcy	Default	RefVacated	Court Trial	Dismiss	Other	Total
	0	7	0	0	3	8	18
	Total Pending at End of Period						87
DONNELLY, MICHAEL P							
	Pending at Beg of Period		New Cases Filed	Cases Transferred In / Reactivated			Total
	95		14	5			114
Terminations	Bankruptcy	Default	RefVacated	Court Trial	Dismiss	Other	Total
	0	6	0	0	7	6	19
	Total Pending at End of Period						95
FRIEDLAND, CAROLYN B							
	Pending at Beg of Period		New Cases Filed	Cases Transferred In / Reactivated			Total
	103		11	3			117
Terminations	Bankruptcy	Default	RefVacated	Court Trial	Dismiss	Other	Total
	2	9	0	0	5	7	23
	Total Pending at End of Period						94
FRIEDMAN, STUART A							
	Pending at Beg of Period		New Cases Filed	Cases Transferred In / Reactivated			Total
	91		10	6			107
Terminations	Bankruptcy	Default	RefVacated	Court Trial	Dismiss	Other	Total
	2	8	0	0	6	6	22
	Total Pending at End of Period						85
FUERST, NANCY A							
	Pending at Beg of Period		New Cases Filed	Cases Transferred In / Reactivated			Total
	117		5	2			124
Terminations	Bankruptcy	Default	RefVacated	Court Trial	Dismiss	Other	Total
	1	6	0	0	4	7	18
	Total Pending at End of Period						106
GALL, STEVEN E							
	Pending at Beg of Period		New Cases Filed	Cases Transferred In / Reactivated			Total
	104		15	7			126
Terminations	Bankruptcy	Default	RefVacated	Court Trial	Dismiss	Other	Total
	1	7	0	0	3	10	21
	Total Pending at End of Period						105
GALLAGHER, HOLLIE L							
	Pending at Beg of Period		New Cases Filed	Cases Transferred In / Reactivated			Total
	82		12	6			100
Terminations	Bankruptcy	Default	RefVacated	Court Trial	Dismiss	Other	Total
	0	7	0	0	3	6	16
	Total Pending at End of Period						84
GALLAGHER, KELLY ANN							

DATE: 05/10/2017
 TIME: 07:56 AM

Foreclosure Statistics by Judge
 Reporting Period: April 2017

PAGE: 3
 CMSR1062

Judge							
	Pending at Beg of Period		New Cases Filed	Cases Transferred In / Reactivated			Total
	99		16	3			118
Terminations							
	Bankruptcy	Default	RefVacated	Court Trial	Dismiss	Other	Total
	2	7	0	0	6	10	25
	Total Pending at End of Period						93
GALLAGHER, SHANNON M							
	Pending at Beg of Period		New Cases Filed	Cases Transferred In / Reactivated			Total
	145		11	0			156
Terminations							
	Bankruptcy	Default	RefVacated	Court Trial	Dismiss	Other	Total
	1	14	0	0	2	9	26
	Total Pending at End of Period						130
GAUL, DANIEL							
	Pending at Beg of Period		New Cases Filed	Cases Transferred In / Reactivated			Total
	136		13	1			150
Terminations							
	Bankruptcy	Default	RefVacated	Court Trial	Dismiss	Other	Total
	2	7	0	0	7	6	22
	Total Pending at End of Period						128
JACKSON, MICHAEL E							
	Pending at Beg of Period		New Cases Filed	Cases Transferred In / Reactivated			Total
	95		11	5			111
Terminations							
	Bankruptcy	Default	RefVacated	Court Trial	Dismiss	Other	Total
	0	4	0	0	5	6	15
	Total Pending at End of Period						96
MASON, LANCE							
	Pending at Beg of Period		New Cases Filed	Cases Transferred In / Reactivated			Total
	1		0	0			1
Terminations							
	Bankruptcy	Default	RefVacated	Court Trial	Dismiss	Other	Total
	0	0	0	0	0	1	1
	Total Pending at End of Period						0
MATIA, DAVID T							
	Pending at Beg of Period		New Cases Filed	Cases Transferred In / Reactivated			Total
	92		19	3			114
Terminations							
	Bankruptcy	Default	RefVacated	Court Trial	Dismiss	Other	Total
	0	5	0	0	5	7	17
	Total Pending at End of Period						97
MCCLELLAND, ROBERT C							
	Pending at Beg of Period		New Cases Filed	Cases Transferred In / Reactivated			Total
	90		16	2			108
Terminations							
	Bankruptcy	Default	RefVacated	Court Trial	Dismiss	Other	Total
	2	3	0	0	3	8	16
	Total Pending at End of Period						92
MCCORMICK, TIMOTHY							

DATE: 05/10/2017
 TIME: 07:56 AM

Foreclosure Statistics by Judge
 Reporting Period: April 2017

PAGE: 4
 CMSR1062

Judge

Pending at Beg of Period		New Cases Filed			Cases Transferred In / Reactivated			Total
81		10			7			98
Terminations	Bankruptcy	Default	RefVacated	Court Trial	Dismiss	Other	Total	
	1	4	0	0	3	5	13	
Total Pending at End of Period							85	
Pending at Beg of Period		New Cases Filed			Cases Transferred In / Reactivated			Total
97		13			5			115
Terminations	Bankruptcy	Default	RefVacated	Court Trial	Dismiss	Other	Total	
	0	6	0	0	1	5	12	
Total Pending at End of Period							103	
Pending at Beg of Period		New Cases Filed			Cases Transferred In / Reactivated			Total
99		16			7			122
Terminations	Bankruptcy	Default	RefVacated	Court Trial	Dismiss	Other	Total	
	0	5	0	0	1	10	16	
Total Pending at End of Period							106	
Pending at Beg of Period		New Cases Filed			Cases Transferred In / Reactivated			Total
79		17			6			102
Terminations	Bankruptcy	Default	RefVacated	Court Trial	Dismiss	Other	Total	
	0	4	0	0	9	7	20	
Total Pending at End of Period							82	
Pending at Beg of Period		New Cases Filed			Cases Transferred In / Reactivated			Total
58		15			6			79
Terminations	Bankruptcy	Default	RefVacated	Court Trial	Dismiss	Other	Total	
	1	1	0	0	5	6	13	
Total Pending at End of Period							66	
Pending at Beg of Period		New Cases Filed			Cases Transferred In / Reactivated			Total
111		9			9			129
Terminations	Bankruptcy	Default	RefVacated	Court Trial	Dismiss	Other	Total	
	0	7	0	0	3	11	21	
Total Pending at End of Period							108	
Pending at Beg of Period		New Cases Filed			Cases Transferred In / Reactivated			Total
113		15			9			137
Terminations	Bankruptcy	Default	RefVacated	Court Trial	Dismiss	Other	Total	
	1	8	0	0	8	11	28	
Total Pending at End of Period							109	
RUSSO, NANCY MARGARET								

DATE: 05/10/2017
 TIME: 07:56 AM

Foreclosure Statistics by Judge
 Reporting Period: April 2017

PAGE: 5
 CMSR1062

Judge

Pending at Beg of Period		New Cases Filed		Cases Transferred In / Reactivated			Total
63		15		2			80
Terminations	Bankruptcy	Default	RefVacated	Court Trial	Dismiss	Other	Total
	1	6	0	0	2	4	13
Total Pending at End of Period							67
Pending at Beg of Period		New Cases Filed		Cases Transferred In / Reactivated			Total
106		12		5			123
Terminations	Bankruptcy	Default	RefVacated	Court Trial	Dismiss	Other	Total
	0	7	0	0	2	7	16
Total Pending at End of Period							107
Pending at Beg of Period		New Cases Filed		Cases Transferred In / Reactivated			Total
121		14		2			137
Terminations	Bankruptcy	Default	RefVacated	Court Trial	Dismiss	Other	Total
	1	8	0	0	7	5	21
Total Pending at End of Period							116
Pending at Beg of Period		New Cases Filed		Cases Transferred In / Reactivated			Total
91		9		6			106
Terminations	Bankruptcy	Default	RefVacated	Court Trial	Dismiss	Other	Total
	0	7	0	0	6	5	18
Total Pending at End of Period							88
Pending at Beg of Period		New Cases Filed		Cases Transferred In / Reactivated			Total
124		9		6			139
Terminations	Bankruptcy	Default	RefVacated	Court Trial	Dismiss	Other	Total
	0	4	0	0	5	9	18
Total Pending at End of Period							121
Pending at Beg of Period		New Cases Filed		Cases Transferred In / Reactivated			Total
78		14		3			95
Terminations	Bankruptcy	Default	RefVacated	Court Trial	Dismiss	Other	Total
	0	4	0	0	3	9	16
Total Pending at End of Period							79
Pending at Beg of Period		New Cases Filed		Cases Transferred In / Reactivated			Total
102		32		7			141
Terminations	Bankruptcy	Default	RefVacated	Court Trial	Dismiss	Other	Total
	1	5	0	0	7	12	25
Total Pending at End of Period							116

Monthly Summary

MONTHLY SUMMARY

April 2017

NAME	PEND	ASSIGNED			TRIALS						DISP	PENDING				+	-
		CV	CR	TOT	JURY			COURT				CV	FR	CR	TOT		
Dick Ambrose	376	48	43	91	0	1	1	0	0	0	83	225	63	96	384	-8	
Pamela A. Barker	427	46	33	79	1	1	2	0	1	1	90	181	144	91	416	+11	
Janet R. Burnside	423	46	30	76	0	0	0	0	0	0	82	206	104	107	417	+6	
Deena R. Calabrese	431	46	27	73	1	0	1	0	0	0	82	207	106	109	422	+9	
Maureen Clancy	367	48	28	76	0	1	1	0	0	0	74	196	96	77	369	-2	
Cassandra Collier-Willia	429	47	43	90	0	0	0	0	0	0	79	176	96	168	440	-11	
Brian J. Corrigan	461	48	36	84	0	1	1	0	1	1	80	244	106	115	465	-4	
Peter J. Corrigan	434	45	27	72	0	0	0	1	0	1	83	197	87	139	423	+11	
Michael P. Donnelly	390	48	34	82	0	0	0	0	0	0	68	187	95	122	404	-14	
Carolyn B. Friedland	488	49	37	86	0	0	0	0	1	1	115	230	94	135	459	+29	
Stuart A. Friedman	417	46	31	77	0	0	0	1	1	2	74	209	85	126	420	-3	
Nancy A. Fuerst	378	42	24	66	0	0	0	0	0	0	62	200	106	76	382	-4	
Steven E. Gall	399	51	44	95	0	0	0	0	0	0	72	185	105	132	422	-23	
Hollie L. Gallagher	365	48	30	78	1	0	1	0	1	1	81	198	83	81	362	+3	
Kelly A. Gallagher	386	51	37	88	0	3	3	0	0	0	77	204	86	107	397	-11	
Shannon M. Gallagher	476	41	33	74	0	3	3	0	2	2	94	222	130	104	456	+20	
Daniel Gaul	473	44	49	93	0	0	0	0	0	0	81	206	128	151	485	-12	
Michael E Jackson	484	46	37	83	0	1	1	1	0	1	80	194	96	197	487	-3	
David T. Matia	381	50	42	92	1	1	2	0	0	0	101	191	96	85	372	+9	
Robert C. McClelland	484	44	47	91	0	0	0	0	0	0	63	258	91	163	512	-28	
Timothy McCormick	371	49	33	82	0	0	0	0	0	0	76	204	81	92	377	-6	
Nancy R. McDonnell	356	48	34	82	0	0	0	0	0	0	69	180	103	86	369	-13	
Sherrie Miday	429	51	20	71	0	2	2	0	1	1	72	209	98	121	428	+1	
John P. O'Donnell	435	48	34	82	0	3	3	1	0	1	84	241	82	110	433	+2	
John J. Russo	169	35	0	35	0	0	0	0	0	0	35	93	64	12	169	0	
Joseph D. Russo	501	49	34	83	0	0	0	0	0	0	83	211	108	182	501	0	
Michael J. Russo	402	53	27	80	0	0	0	0	0	0	109	193	109	71	373	+29	
Nancy Margaret Russo	222	49	23	72	0	1	1	0	0	0	67	109	67	51	227	-5	
Shirley Strickland Saffold	408	44	28	72	0	0	0	0	0	0	65	180	106	129	415	-7	
Michael P. Shaughnessy	461	45	33	78	0	0	0	0	1	1	80	220	111	128	459	+2	
Brendan J. Sheehan	349	47	39	86	0	0	0	0	0	0	72	173	88	102	363	-14	
John D. Sutula	596	47	35	82	1	0	1	1	0	1	100	287	121	170	578	+18	
Kathleen Ann Sutula	373	43	35	78	0	0	0	0	0	0	78	175	79	119	373	0	
Joan Synenberg	365	72	46	118	0	0	0	0	0	0	85	189	114	95	398	-33	
TOTALS	13906	1614	1133	2747	5	18	23	5	9	14	2696	6780	3328	3849	13957	-51	

Year to Date Summary

SUMMARY FOR THE COURT

January - April 2017

NAME	PEND	ASSIGNED			TRIALS						DISP	PENDING				+	-
		CV	CR	TOT	JURY			COURT				CV	FR	CR	TOT		
Dick Ambrose	389	206	151	357	0	1	1	0	1	1	362	225	63	96	384	+ 5	
Pamela A. Barker	449	205	105	310	1	1	2	0	3	3	343	181	144	91	416	+ 33	
Janet R. Burnside	460	185	153	338	0	5	5	0	0	0	381	206	104	107	417	+ 43	
Deena R. Calabrese	426	200	115	315	2	0	2	0	0	0	319	207	106	109	422	+ 4	
Maureen Clancy	374	210	125	335	0	3	3	0	0	0	340	196	96	77	369	+ 5	
Cassandra Collier-Willia	427	207	161	368	0	1	1	0	1	1	355	176	96	168	440	- 13	
Brian J. Corrigan	501	198	133	331	0	1	1	0	3	3	367	244	106	115	465	+ 36	
Peter J. Corrigan	420	195	127	322	0	4	4	2	0	2	319	197	87	139	423	- 3	
Michael P. Donnelly	402	205	132	337	0	2	2	0	0	0	335	187	95	122	404	- 2	
Carolyn B. Friedland	469	201	142	343	0	0	0	0	3	3	353	230	94	135	459	+ 10	
Stuart A. Friedman	453	195	122	317	0	0	0	1	3	4	350	209	85	126	420	+ 33	
Nancy A. Fuerst	408	193	111	304	0	0	0	0	0	0	330	200	106	76	382	+ 26	
Steven E. Gall	450	196	130	326	0	1	1	0	0	0	354	185	105	132	422	+ 28	
Hollie L. Gallagher	373	202	115	317	1	2	3	0	1	1	328	198	83	81	362	+ 11	
Kelly A. Gallagher	463	192	130	322	1	6	7	0	1	1	388	204	86	107	397	+ 66	
Shannon M. Gallagher	470	199	119	318	1	4	5	0	3	3	332	222	130	104	456	+ 14	
Daniel Gaul	552	189	152	341	2	4	6	0	2	2	408	206	128	151	485	+ 67	
Michael E Jackson	475	199	171	370	0	3	3	2	1	3	358	194	96	197	487	- 12	
David T. Matia	410	202	160	362	2	2	4	0	1	1	400	191	96	85	372	+ 38	
Robert C. McClelland	494	200	166	366	0	1	1	0	2	2	348	258	91	163	512	- 18	
Timothy McCormick	384	203	128	331	0	0	0	0	0	0	338	204	81	92	377	+ 7	
Nancy R. McDonnell	365	202	120	322	2	2	4	0	1	1	318	180	103	86	369	- 4	
Sherrie Miday	394	202	109	311	0	3	3	0	1	1	277	209	98	121	428	- 34	
John P. O'Donnell	447	206	125	331	2	6	8	3	0	3	345	241	82	110	433	+ 14	
John J. Russo	156	116	37	153	0	0	0	0	0	0	140	93	64	12	169	- 13	
Joseph D. Russo	482	193	126	319	0	0	0	0	0	0	300	211	108	182	501	- 19	
Michael J. Russo	433	212	129	341	0	2	2	0	0	0	401	193	109	71	373	+ 60	
Nancy Margaret Russo	240	196	104	300	0	2	2	0	0	0	313	109	67	51	227	+ 13	
Shirley Strickland Saffold	432	202	120	322	0	3	3	0	0	0	339	180	106	129	415	+ 17	
Michael P. Shaughnessy	494	187	139	326	0	1	1	0	1	1	361	220	111	128	459	+ 35	
Brendan J. Sheehan	366	201	133	334	0	7	7	0	1	1	337	173	88	102	363	+ 3	
John D. Sutula	575	201	169	370	1	2	3	1	3	4	367	287	121	170	578	- 3	
Kathleen Ann Sutula	353	204	132	336	3	3	6	0	0	0	316	175	79	119	373	- 20	
Joan Synenberg	371	233	150	383	0	1	1	0	1	1	356	189	114	95	398	- 27	
TOTALS	14357	6737	4441	11178	18	73	91	9	33	42	11578	6780	3328	3849	13957	+ 400	

Corrections/Adjustments