



**CUYAHOGA COUNTY COMMON PLEAS COURT**

***Statistics Report  
May 2017***

***John J. Russo  
Administrative and Presiding Judge***

**TABLE OF CONTENTS**

**Criminal Statistics**

Newly Filed, Re-Activated and Transferred in Cases _____	4
Yearly Criminal Terminations _____	5
Pending Criminal Cases End of Period _____	6
Clearance Rate _____	7
Arrest to Disposition Timeline _____	8
Average Arrest to Disposition Timeline (Jail Cases) _____	9
Average Arrest to Disposition Timeline (Non-Jail Cases) _____	10
Average Arrest to Disposition Timeline (Jail and Non-Jail Cases) _____	11
Yearly Average Arrest to Disposition Timeline _____	12
Indictments and Informations Filed With the Clerk of Courts _____	13
Bail Case Arraignment Activity _____	14
Overall Arraignment Statistics _____	15

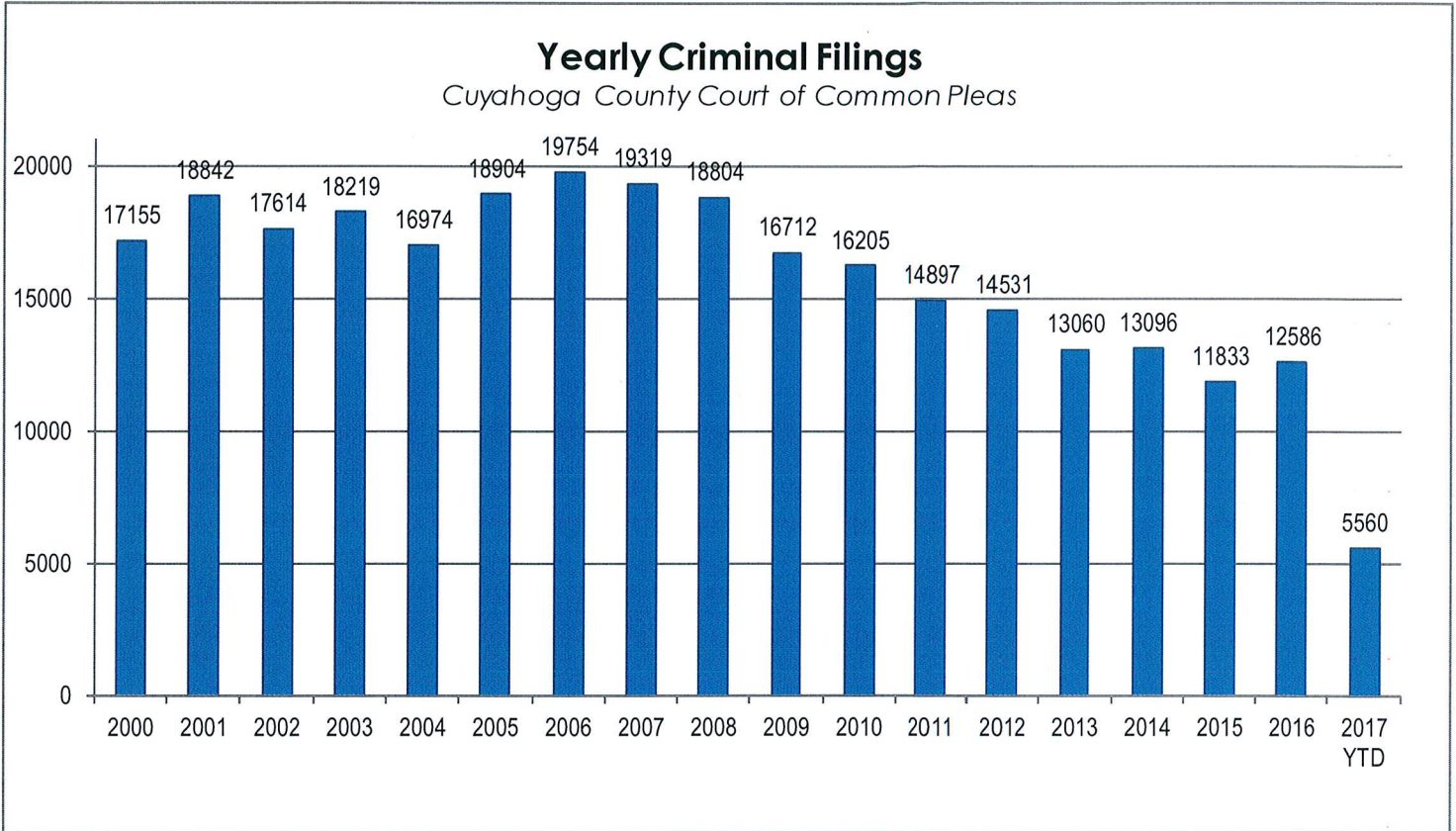
**Foreclosure Statistics**

Total Pending Judicial Foreclosure Cases Referred to Magistrates _____	17
Total Pending Tax Lien & Certificate Cases Referred to Magistrates _____	18
Percentage of Pending Judicial Foreclosure Cases By Filing Year _____	19
Judicial Foreclosure Clearance Rate Year 2017 _____	20
Avg. Number of Days to Disp. (Excl. Bank. Stays & Tax Lien & Tax Cert.) _____	21
Avg. Number of Days to Disp. (Excl. Bank. Stays & Incl. Tax Lien & Tax Cert.) _____	22
Total New Judicial Foreclosure Filings _____	23
New Marsh of Lien/Quiet Title/Partition Case Filings for Years 2005 – 2017 YTD _____	24
New Marsh of Lien/Quiet Title/Partition Case Filings by month for 2017 YTD _____	24
New Tax Lien & Certificate Filings for Years 2005 – 2017 YTD _____	25
New Tax Lien & Certificate Filings by Month for Year 2017 YTD _____	25
Total New Judicial Foreclosure Filings Years 2005 – 2017 YTD _____	26
Total New Judicial Foreclosure Filings by Month for Year 2017 YTD _____	26
Magistrate’s Monthly Reports _____	27
Report CMSR1062 - Judicial Foreclosure Statistics by Judge _____	35
Monthly Summary _____	41
Year to Date Summary _____	43
Corrections/Adjustments _____	45

# *Criminal Case Statistics*

***Newly Filed, Re-Activated and Transferred in Cases***

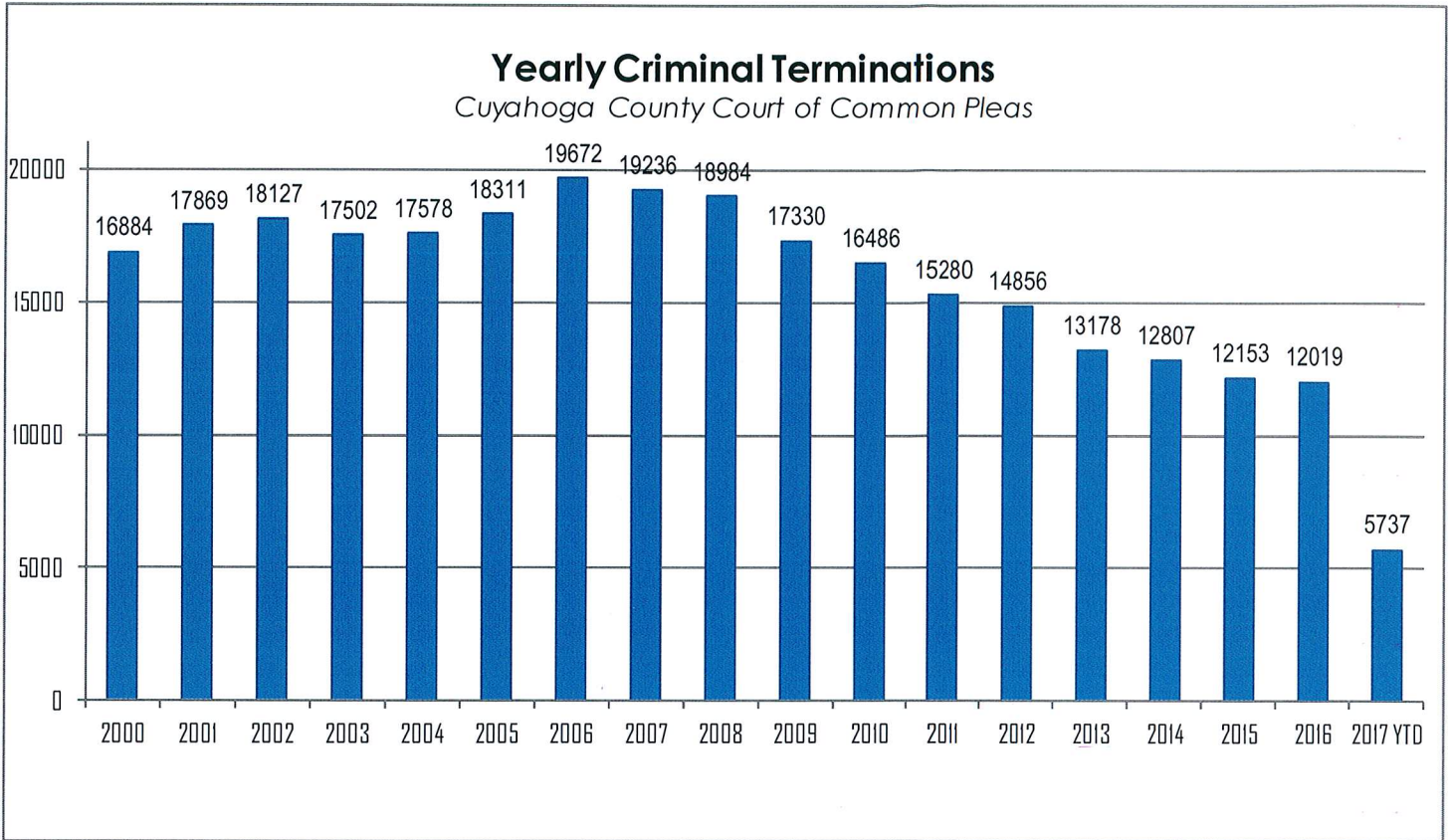
The following chart is a representation of all filed cases in Cuyahoga County Court of Common Pleas from 2000 – May 2017. Newly filed cases are defined as having been arraigned and assigned to a Judge. Re-activated cases are defined as cases where a defendant was unavailable for trial and has now become ready to proceed. Transferred cases are defined as cases moved from one judge's docket to another. This could be due to re-assignment to a Mental Health Judge or after additional information indicates that by Court rule, the case should have been assigned to another Judge.





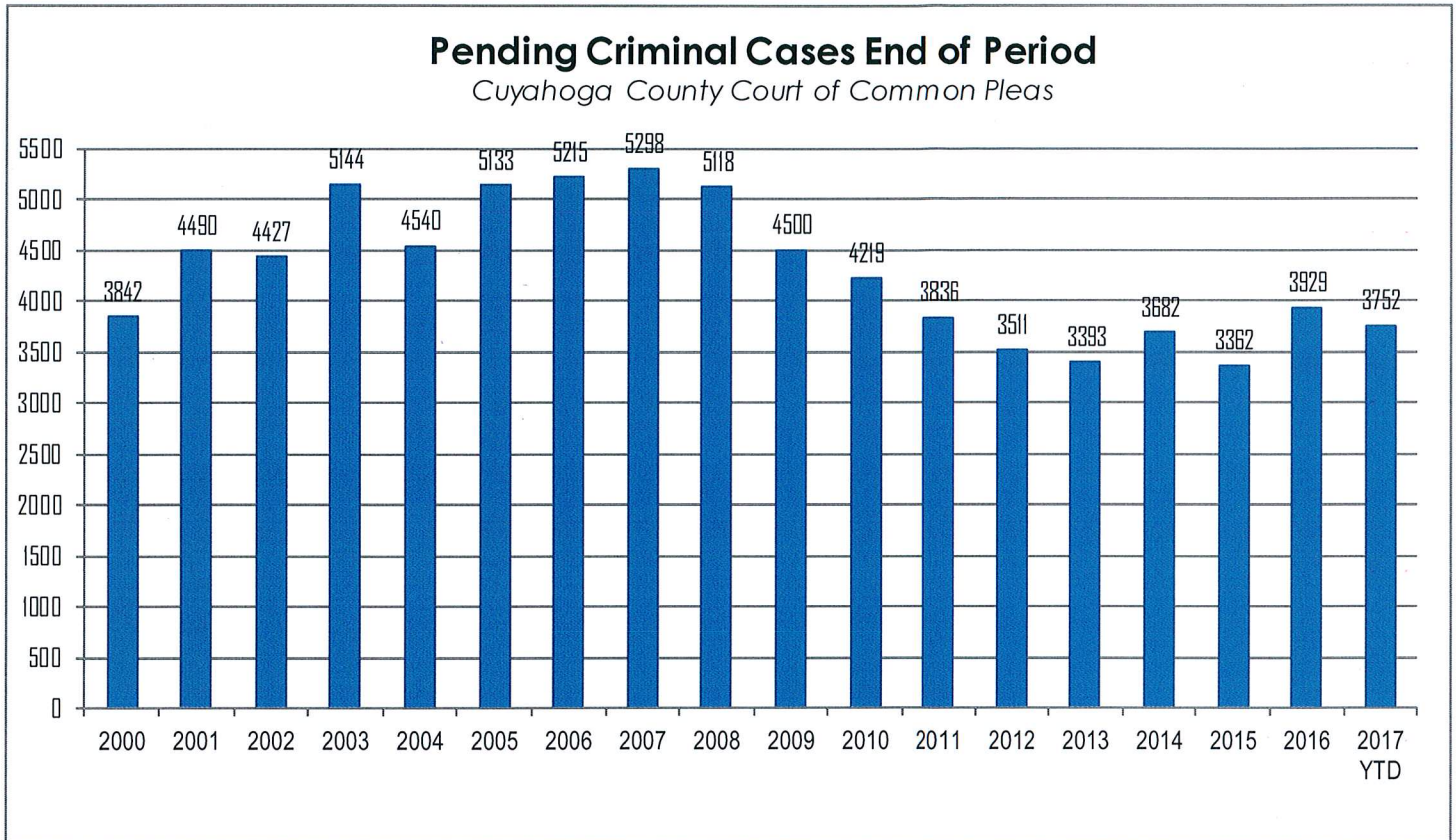
**Yearly Criminal Terminations**

The following chart represents cases that have been terminated by the court from 2000 – May 2017. These cases have been terminated either by trial; plea, dismissal or a defendant is unavailable for trial or sentencing.



***Pending Criminal Cases End of Period***

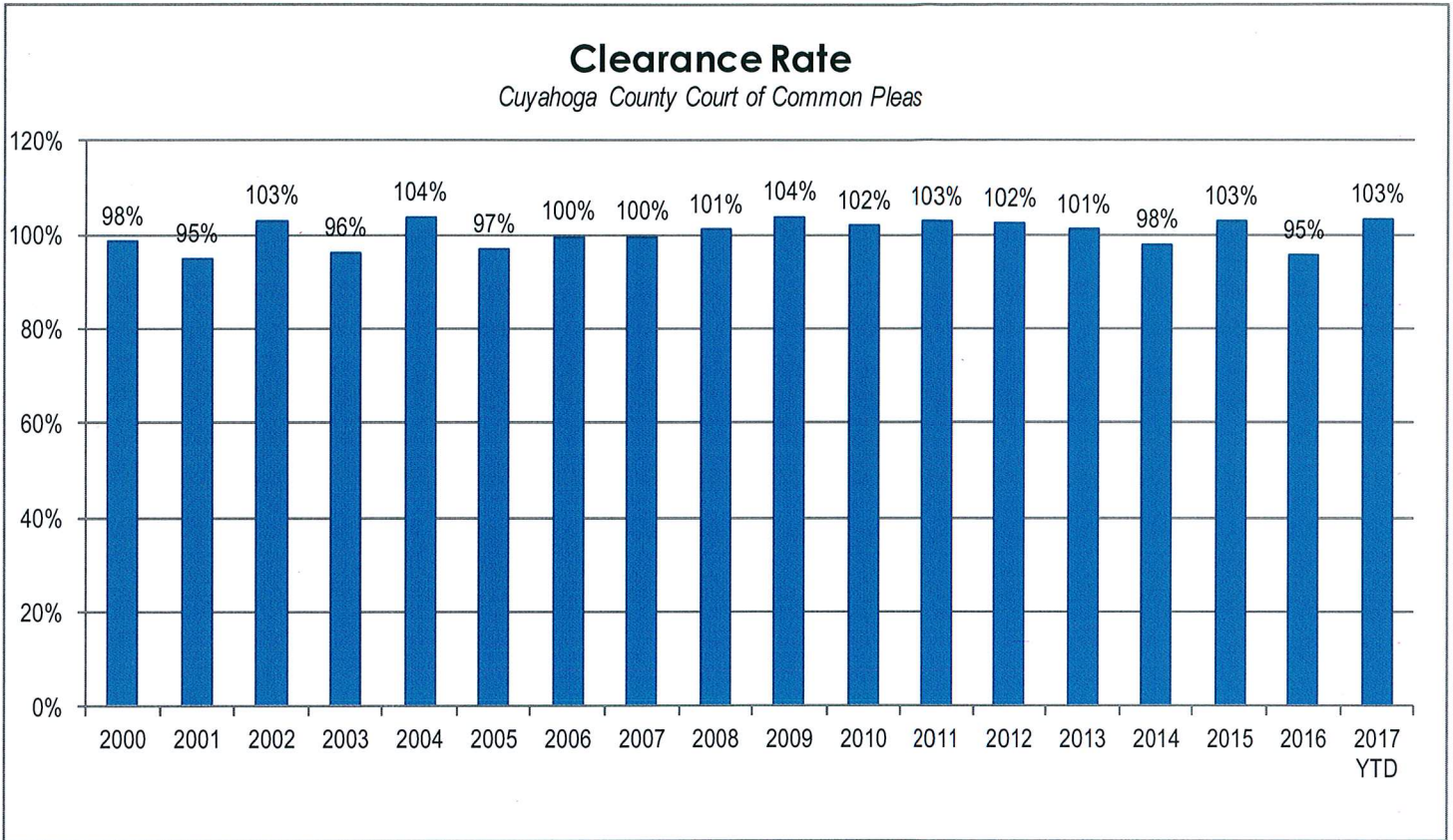
The following chart represents the total number of cases pending at the end of the reporting period from 2000 – May 2017. Pending criminal cases at the end of the period is determined by adding the total number of pending cases at the beginning of the reporting period, and all newly filed, re-activated and transferred in cases. The total number of cases terminated in the period is subtracted from the sum total pending at the beginning of the period to give the value pending at the end of the period.





**Clearance Rate**

The Clearance Rate is the total number of outgoing cases as a percentage of the number of incoming cases. Clearance rate measures whether the court is keeping up with its incoming caseload. If cases are not disposed in a timely manner, a backlog of cases awaiting disposition will grow. A Clearance Rate of 100% indicates that at least as many cases have been filed, reopened, or reactivated in a period have been disposed.



## ***Arrest to Disposition Timeline***

Arrest to disposition timeline is a method to measure how felony cases flow through the Cuyahoga County Criminal Justice System. By capturing how long a case takes to move from stage to stage, we can examine where problems may exist and where potential improvements in case processing can be made.

The source data was extracted from the Cuyahoga County Court of Common Pleas Case Management System. The overall population of sample data was based on cases terminated in a given month excluding cases that have gone through diversion programs. A case is defined as a defendant and all charges involved in a single incident. The period for the extracted data is from May 2017.

The stages examined were:

Arrest to Indictment  
Indictment to Arraignment  
Arraignment to 1<sup>st</sup> Pre-Trial  
1<sup>st</sup> Pre-Trial to Plea/Trial  
Plea/Trial to Termination

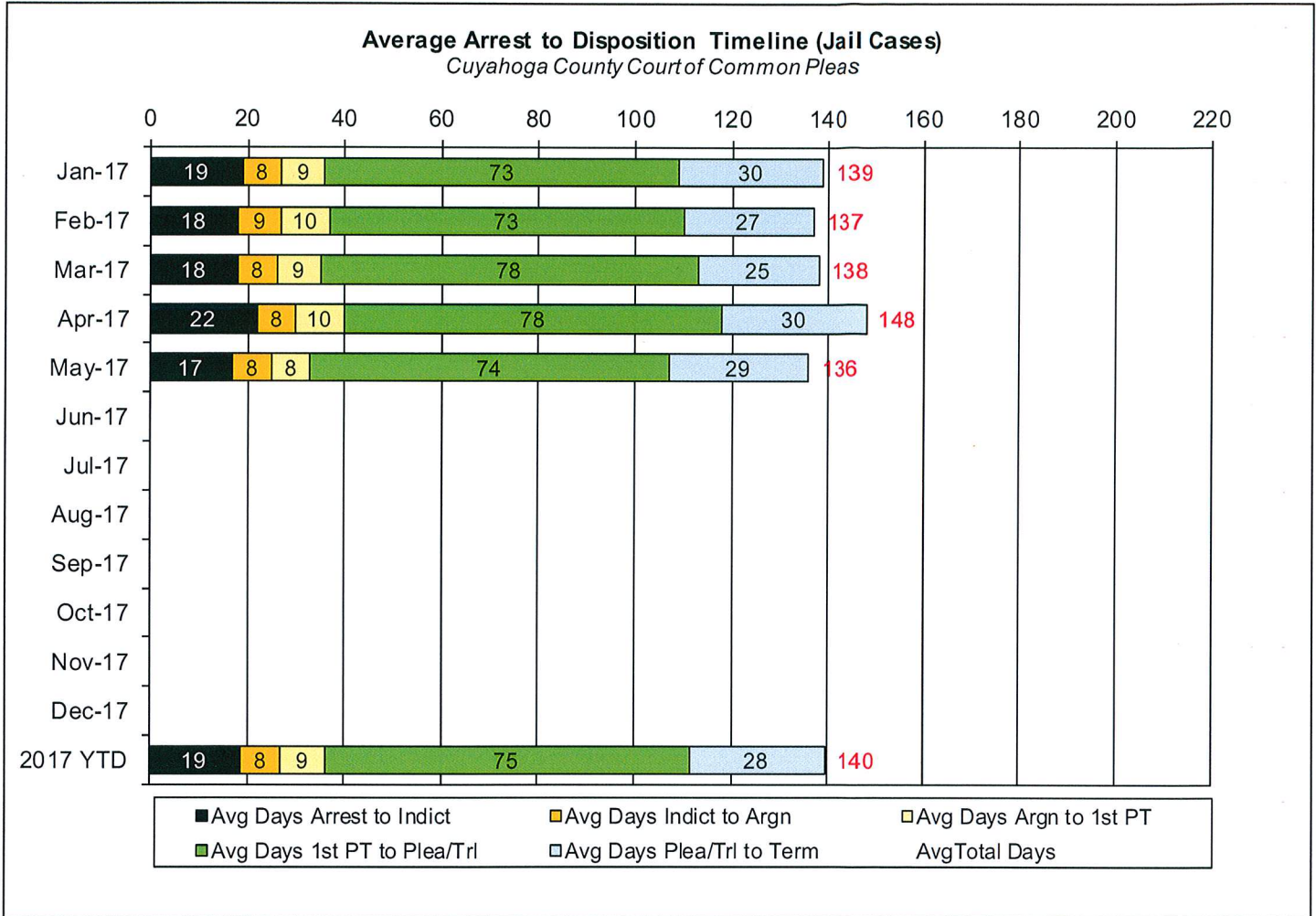
Due to the fact that each case may or may not have all of the stage date elements, a method to arrive at stage averages was applied. For a case to be included in the average for a stage there would need to be both dates for the given stage. A case would be included in the Arrest to Indictment stage if both arrest date and indictment date were available. This method was applied to each of the five stages. Next we calculated the total number of cases that met the date criteria for each of the ranges and also the total number of days between each date. To arrive at an average, the total number of days for each case in each range was calculated and divided by the total number of cases that met the date criteria. If a case had a time period or periods where the defendant was capiased or referred to the Psych Clinic, that amount of time was subtracted from the appropriate range. For re-indicted cases, the original arrest date is used.

The following three charts are for Jail, Non-Jail and combined Jail and Non-Jail cases. Jail and Non-Jail cases are defined by the posting of bond prior to plea or trial.



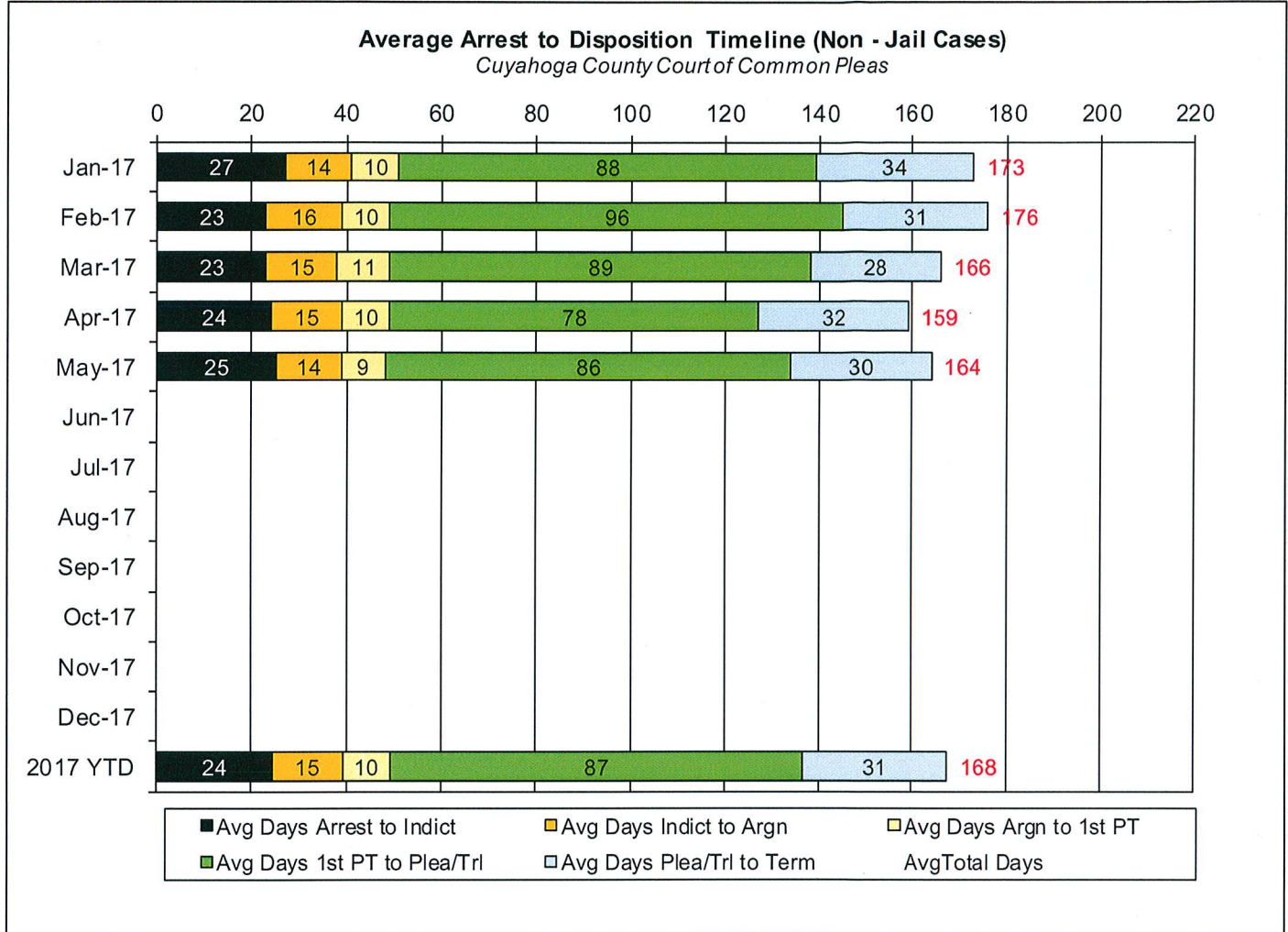
# CUYAHOGA COUNTY COMMON PLEAS COURT

## Average Arrest to Disposition Timeline (Jail Cases)



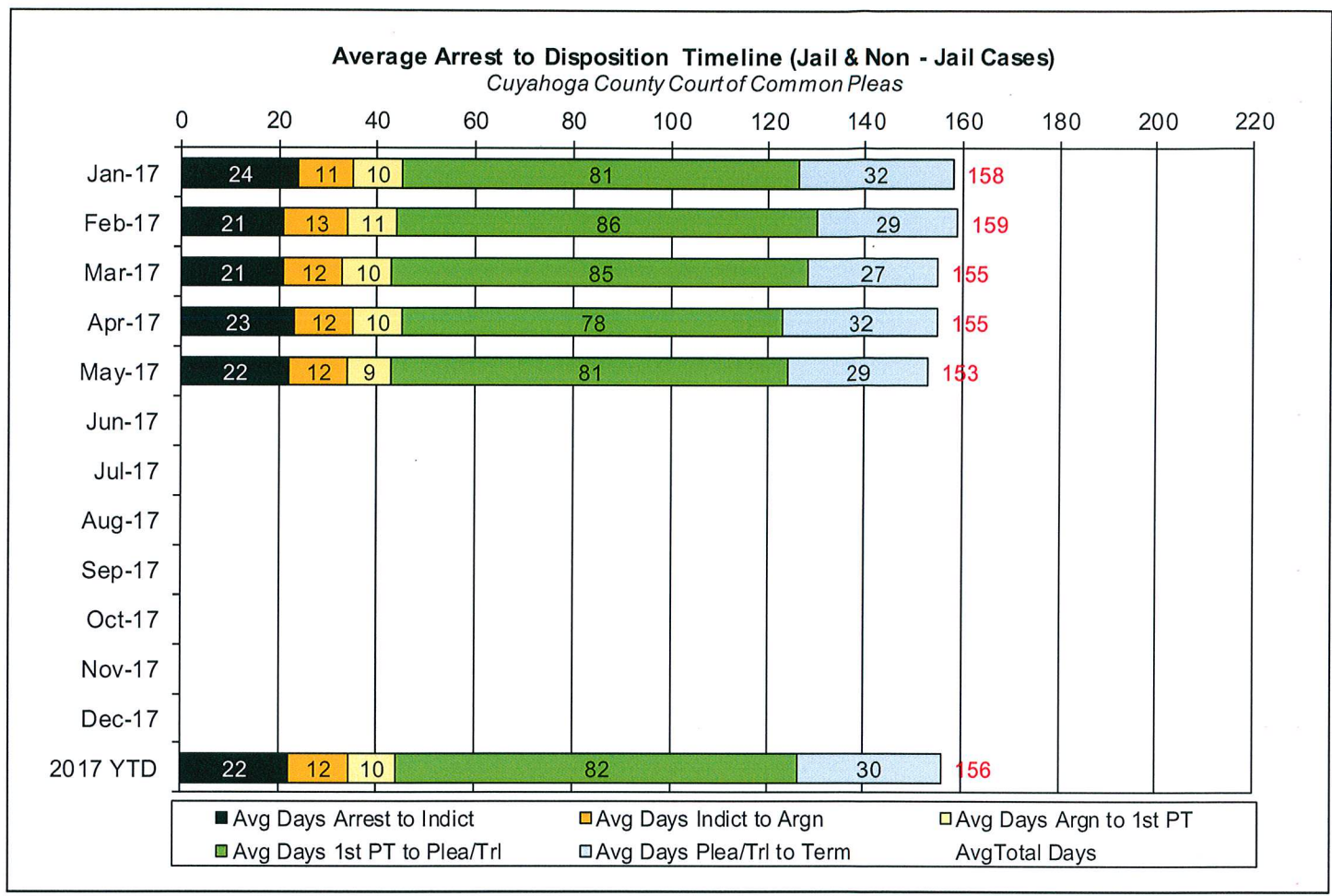
# CUYAHOGA COUNTY COMMON PLEAS COURT

## Average Arrest to Disposition Timeline (Non-Jail Cases)



# CUYAHOGA COUNTY COMMON PLEAS COURT

## Average Arrest to Disposition Timeline (Jail and Non-Jail Cases)



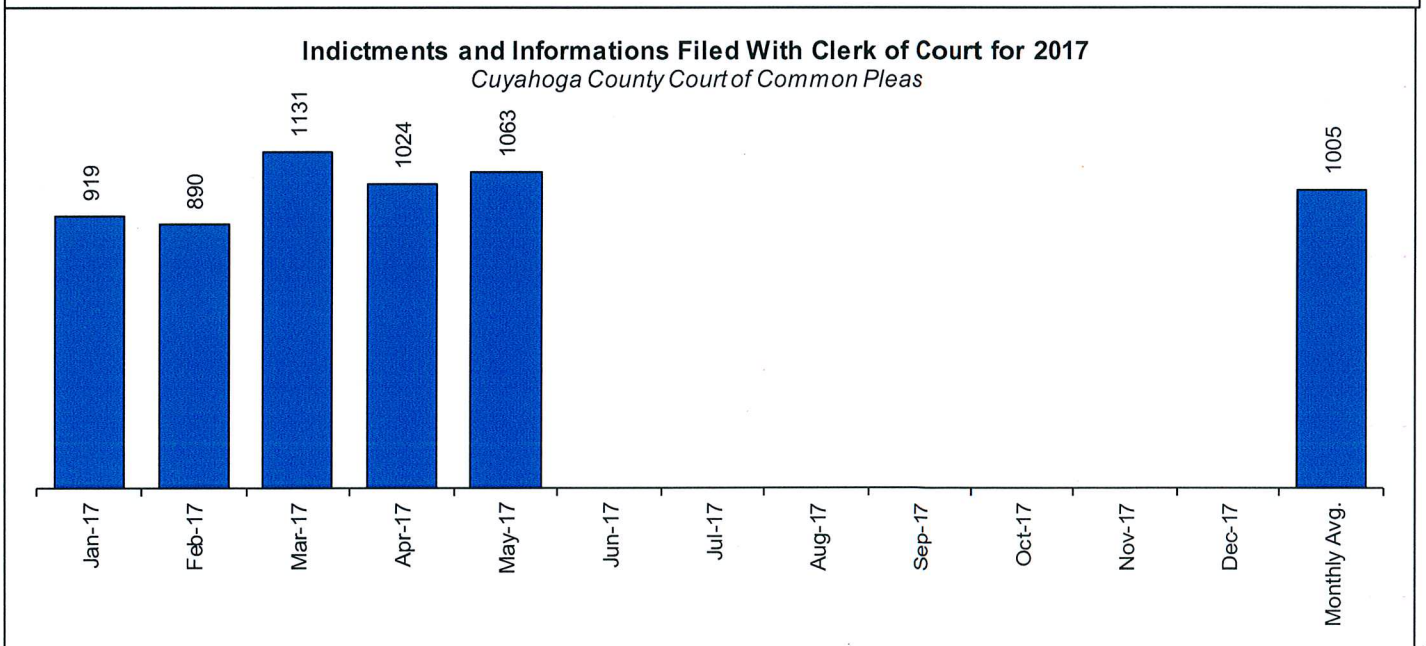
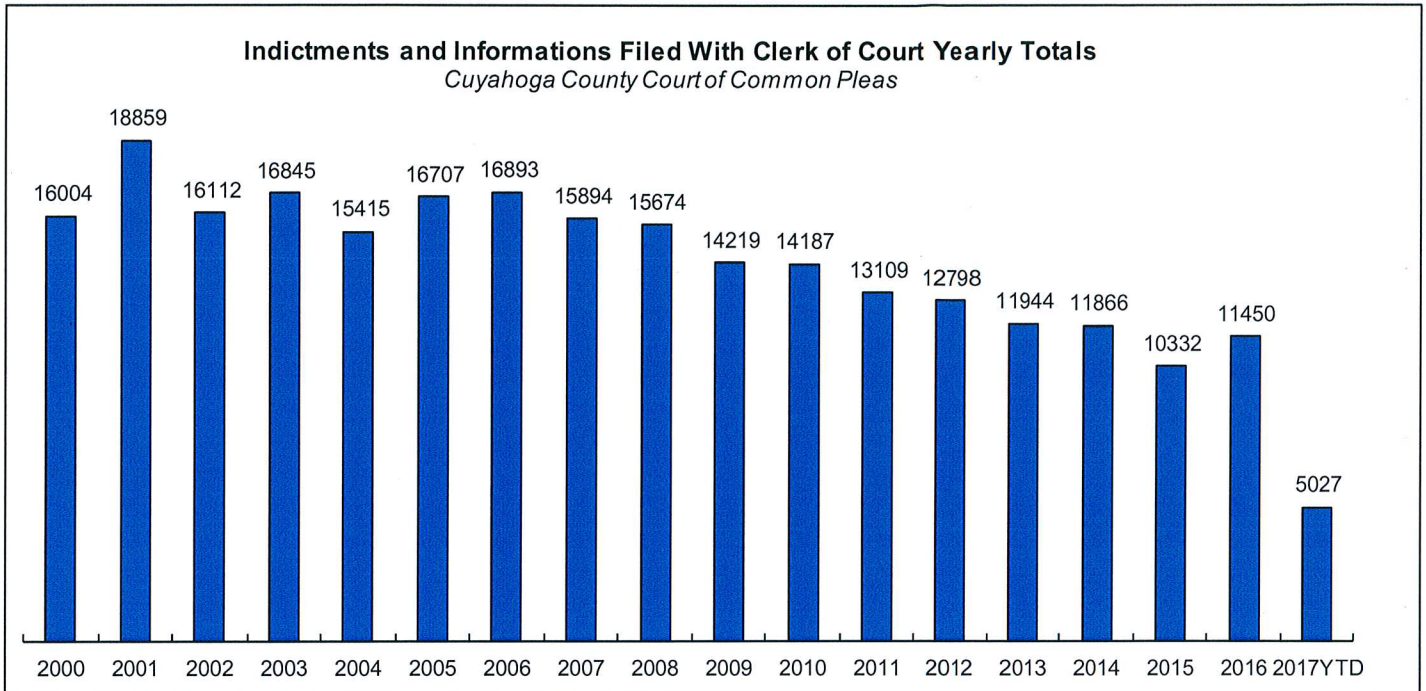




# CUYAHOGA COUNTY COMMON PLEAS COURT

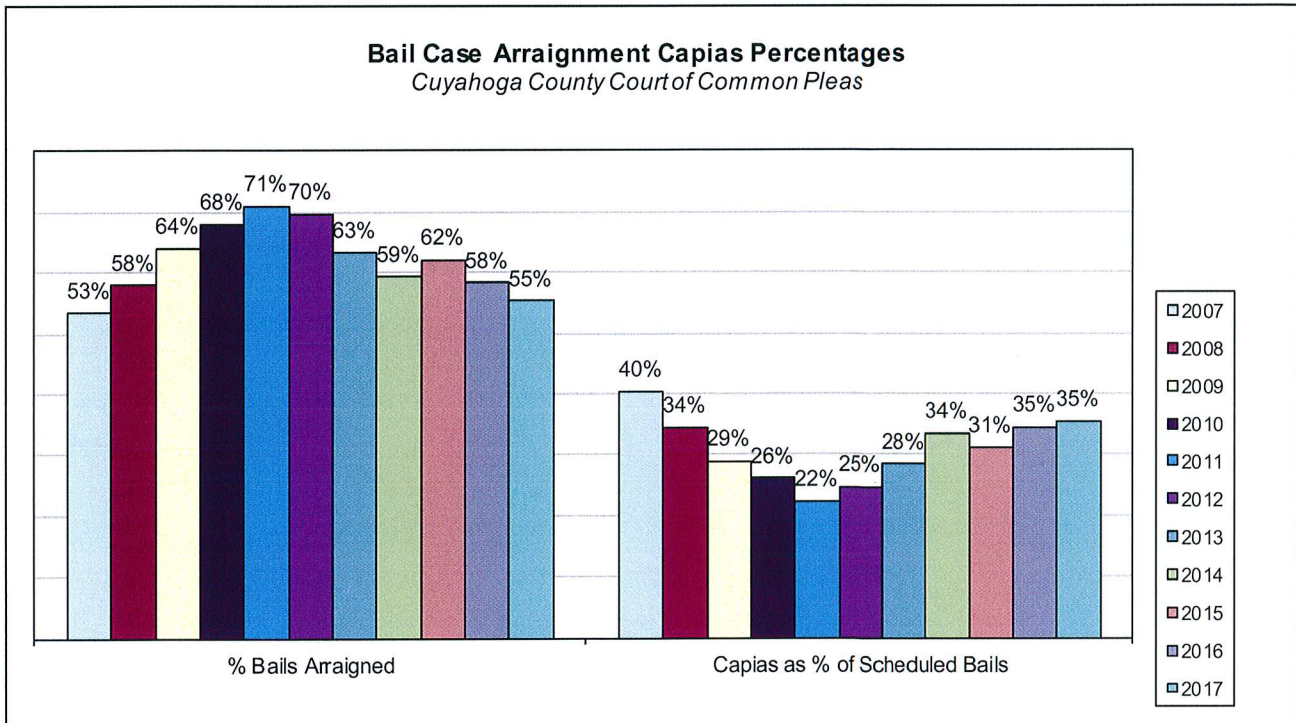
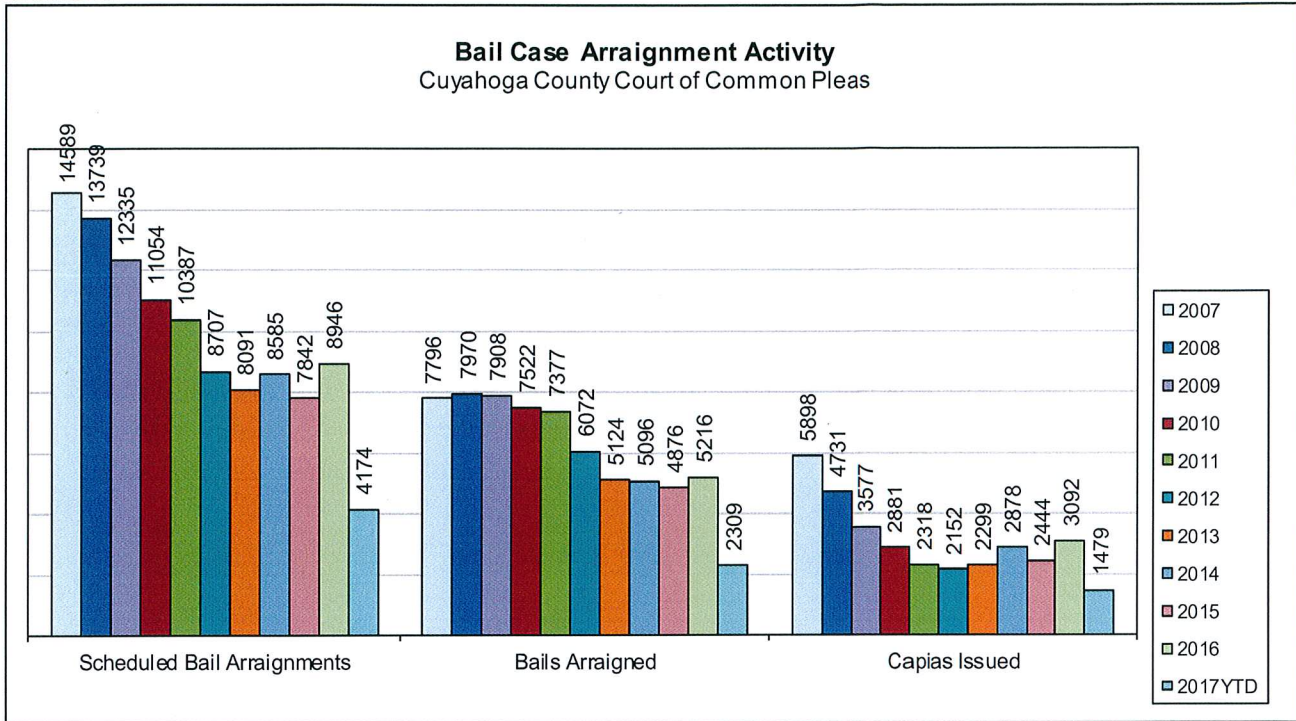
## **Indictments and Informations Filed With the Clerk of Courts**

The following charts are reflective of Indictments and Informations filed with the Criminal Clerk of Courts from 2000. The source for this information was the Criminal Clerk's Office.



## Bail Case Arraignment Activity

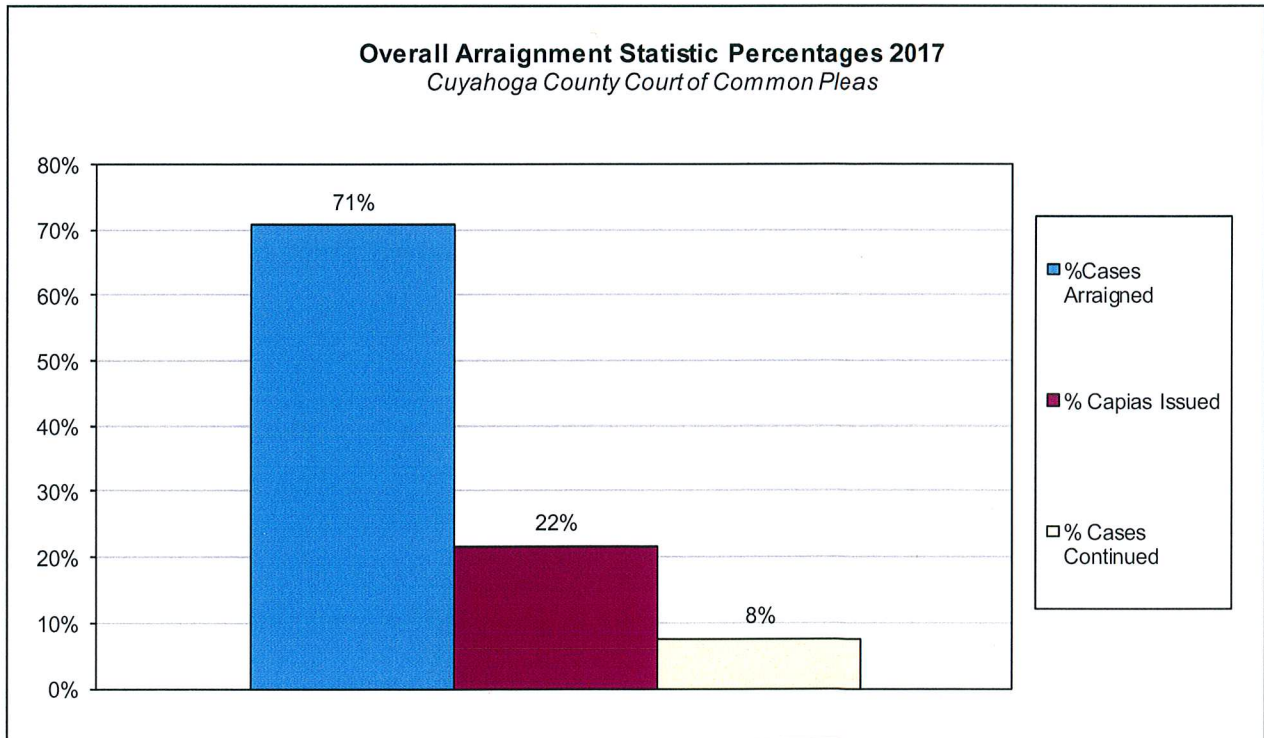
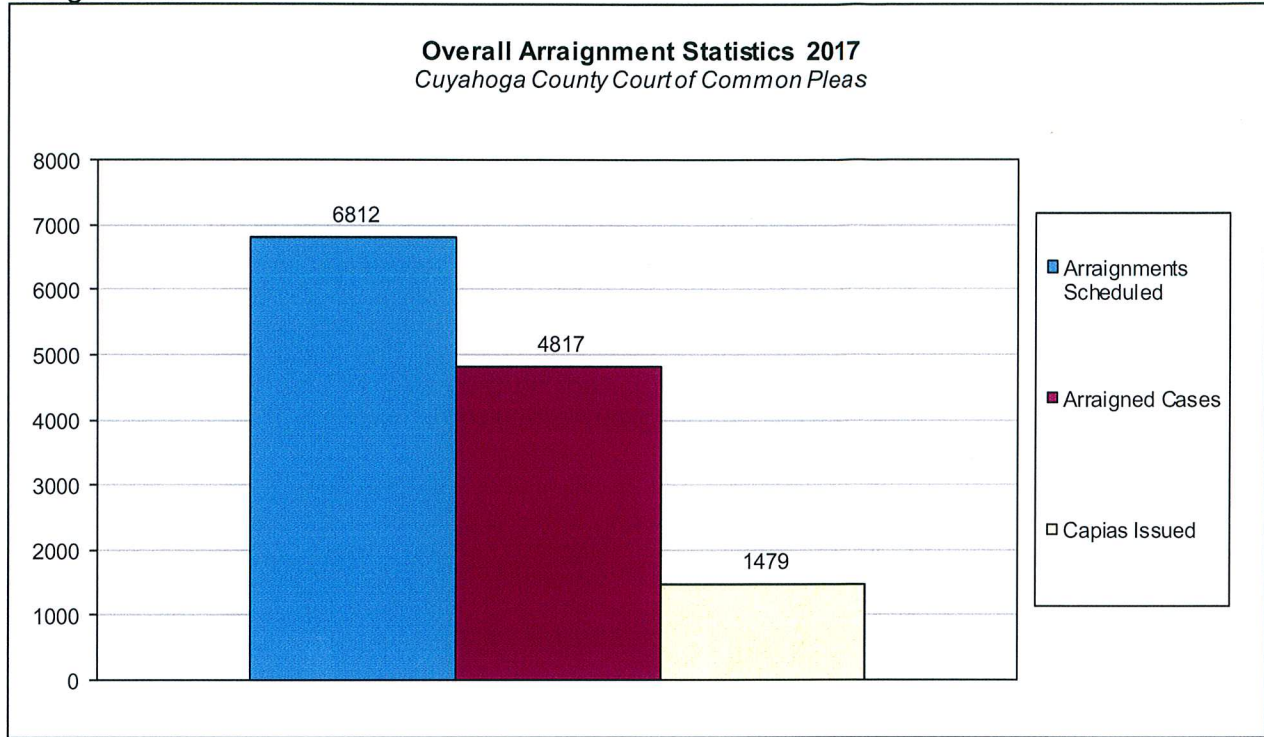
The following charts are reflective of arraignment activity where the defendant was not incarcerated at the time of arraignment. The source for this information was the Criminal Records Department.





## Overall Arraignment Statistics

The arraignment statistics were provided by the Criminal Records Department. They are provided to give a representation of arraignment activity in the Court in 2017. These statistics include jail and non – jail arraignments.



# Judicial Foreclosure Statistics<sup>1</sup>

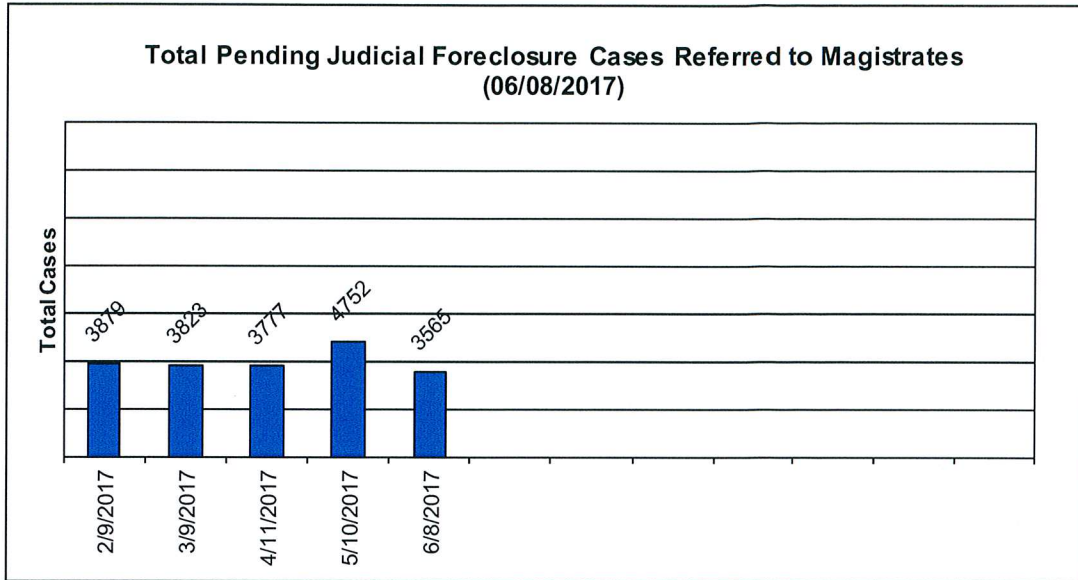
---

<sup>1</sup> For clarification purposes, Foreclosure cases in this report are identified as Judicial Foreclosure filings (filing codes 1460 (Foreclosure Marsh. Of Lien), 1465(Tax Lien), 1466 (Tax Certificate), 1470 (Quiet Title), and 1480 (Partition)). These cases are different from Board of Revision Foreclosures, which are not reported here.



## **Total Pending Judicial Foreclosure Cases Referred to Magistrates**

The following chart is a display of the total number of pending Judicial Foreclosure cases referred to the Magistrates on specific dates. The table below shows the number of these cases pending from each year since 2000.

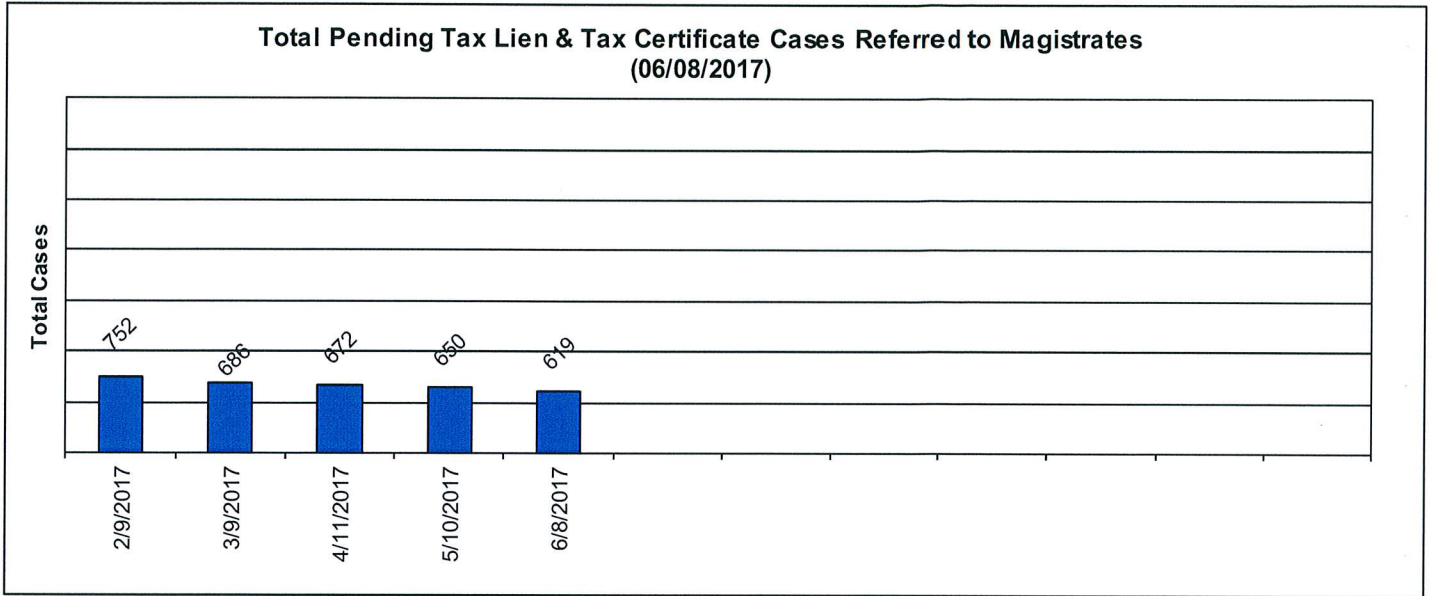


	As of:	2/9/2017	3/9/2017	4/11/2017	5/10/2017	6/8/2017								
Year														
1992					1	1								
2000		0	0	0	0	0								
2001		0	0	0	0	0								
2002		0	0	0	0	0								
2003		1	1	0	0	0								
2004		0	0	0	0	0								
2005		0	0	0	0	0								
2006		0	1	0	0	0								
2007		1	3	1	1	1								
2008		1	1	1	1	1								
2009		2	2	2	2	2								
2010		3	4	3	3	1								
2011		7	4	5	4	5								
2012		7	7	7	7	9								
2013		16	13	11	11	12								
2014		74	66	62	59	53								
2015		367	317	265	223	191								
2016		2909	2508	2066	1739	1389								
2017		491	896	1354	2701	1900								

# CUYAHOGA COUNTY COMMON PLEAS COURT

## **Total Pending Tax Lien & Certificate Cases Referred to Magistrates**

The following chart is a display of the number of pending tax Judicial Foreclosure cases referred to the Magistrates on specific dates. The table below shows the number of pending tax Judicial Foreclosure cases in each year since 2000.




	As of:	2/9/2017	3/9/2017	4/11/2017	5/10/2017	6/8/2017							
Year													
2000		0	0	0	0	0							
2001		0	0	0	0	0							
2002		0	0	0	0	0							
2003		0	0	0	0	0							
2004		0	0	0	0	0							
2005		0	0	0	0	0							
2006		0	0	0	0	0							
2007		0	0	0	0	0							
2008		0	0	0	0	0							
2009		0	0	0	0	0							
2010		1	1	1	1	1							
2011		2	1	1	0	0							
2012		0	0	0	1	1							
2013		3	3	1	2	2							
2014		17	14	15	15	14							
2015		83	73	60	46	38							
2016		584	484	381	310	230							
2017		62	110	213	275	333							
<b>Total</b>		<b>752</b>	<b>686</b>	<b>672</b>	<b>650</b>	<b>619</b>							

# CUYAHOGA COUNTY COMMON PLEAS COURT

## **Percentage of Pending Judicial Foreclosure Cases By Filing Year**

The following chart is a representation of the total number of pending Judicial Foreclosure cases by filing year expressed as a percentage on a specific date. The table below is the supporting data for this chart.



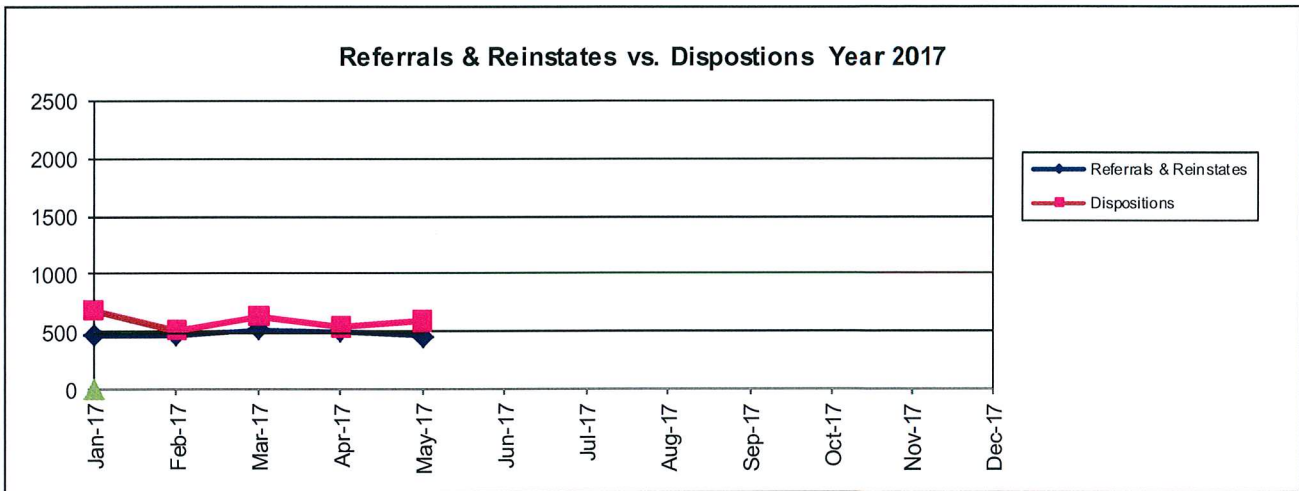
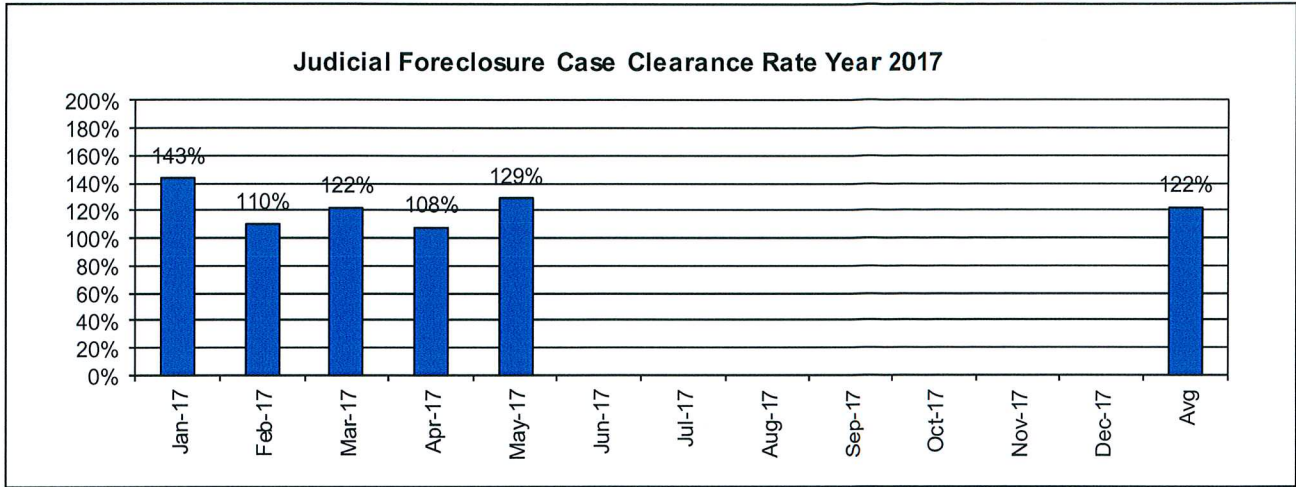
	As of:	6/8/2017	% of Total
Year			
1992		1	0.05%
2000		0	0.00%
2001		0	0.00%
2002		0	0.00%
2003		0	0.00%
2004		0	0.00%
2005		0	0.00%
2006		0	0.00%
2007		1	0.03%
2008		1	0.03%
2009		2	0.06%
2010		1	0.03%
2011		5	0.14%
2012		9	0.25%
2013		12	0.34%
2014		53	1.49%
2015		191	5.36%
2016		1389	38.96%
2017		1900	53.30%



# CUYAHOGA COUNTY COMMON PLEAS COURT

## Judicial Foreclosure Clearance Rate Year 2017

The Clearance Rate is the number of outgoing cases as a percentage of the number of incoming cases. Clearance rate measures whether the court is keeping up with its incoming caseload. If cases are not disposed in a timely manner, a backlog of cases awaiting disposition will grow. A Clearance Rate of 100% indicates that at least as many cases as have been filed, reopened, or reactivated in a period have been disposed.



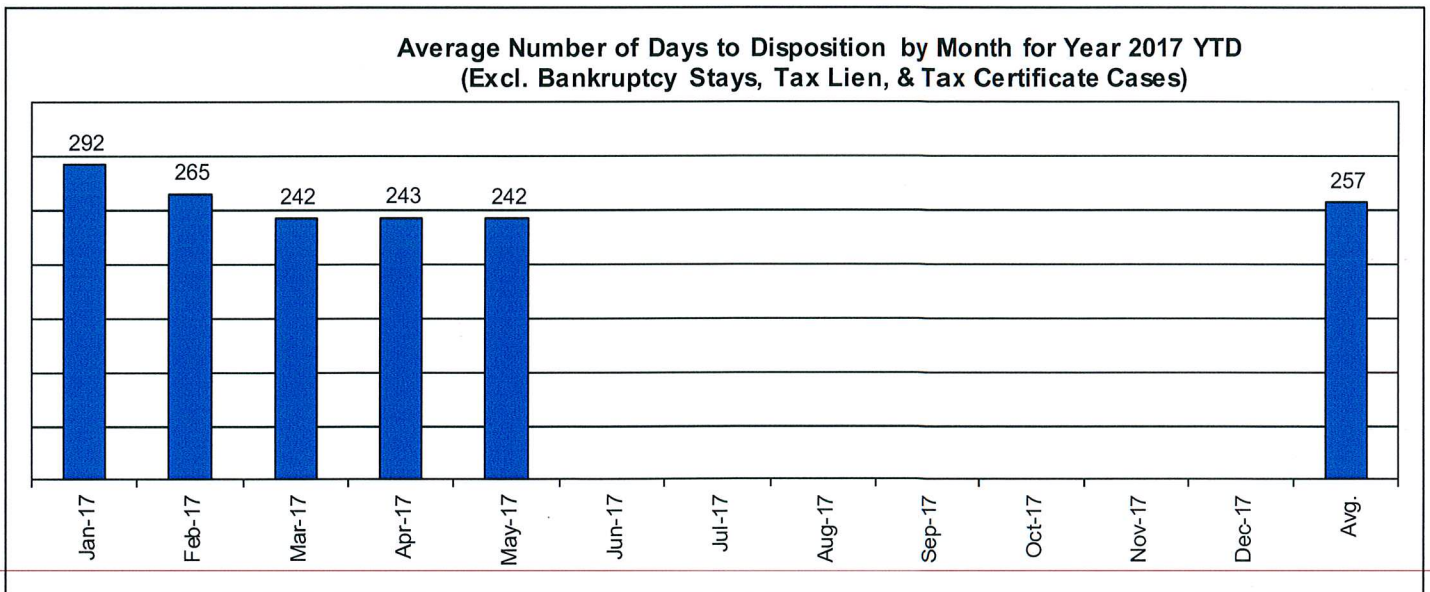
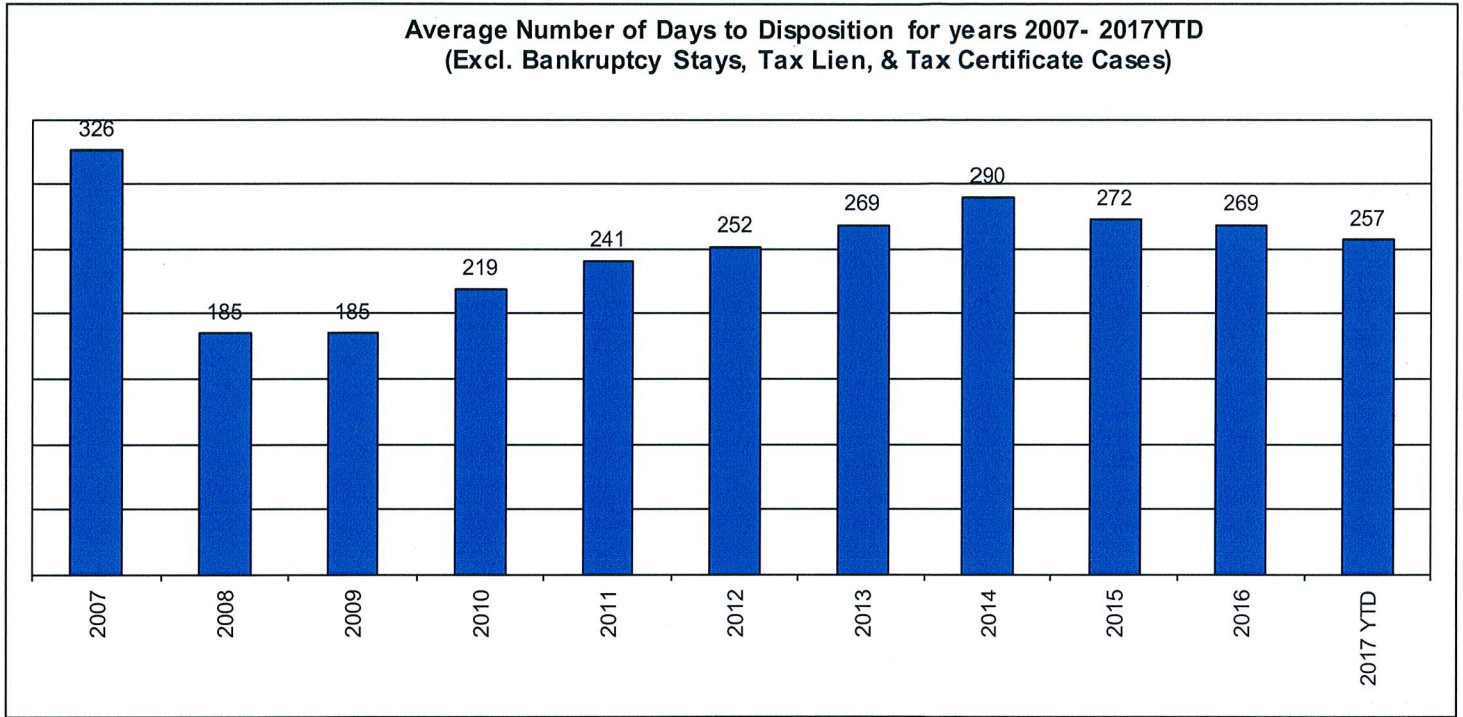
	Referrals & Reinstates	Dispositions	Clearance Rate
Jan-17	471	674	143%
Feb-17	466	513	110%
Mar-17	518	632	122%
Apr-17	499	538	108%
May-17	459	590	129%
Jun-17			
Jul-17			
Aug-17			
Sep-17			
Oct-17			
Nov-17			
Dec-17			
Avg	483	589	122%
Total	2413	2947	



# CUYAHOGA COUNTY COMMON PLEAS COURT

## **Avg. Number of Days to Disp. (Excl. Bank. Stays & Tax Lien & Tax Cert.)**

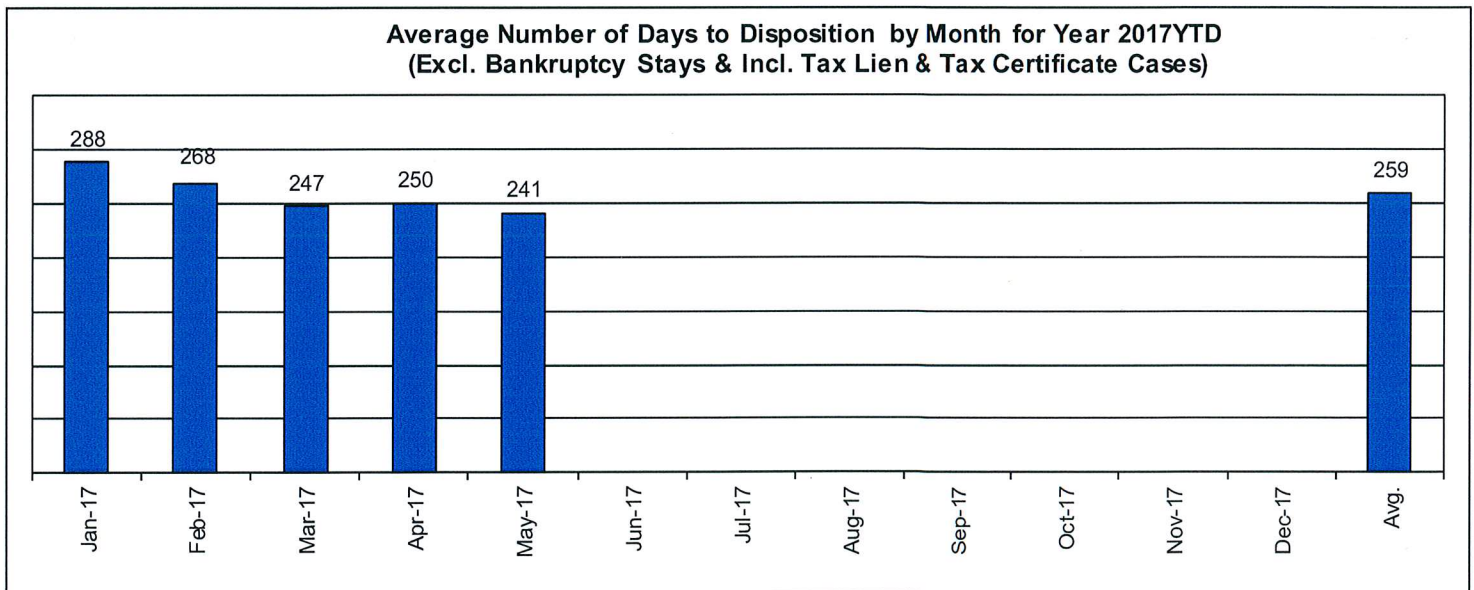
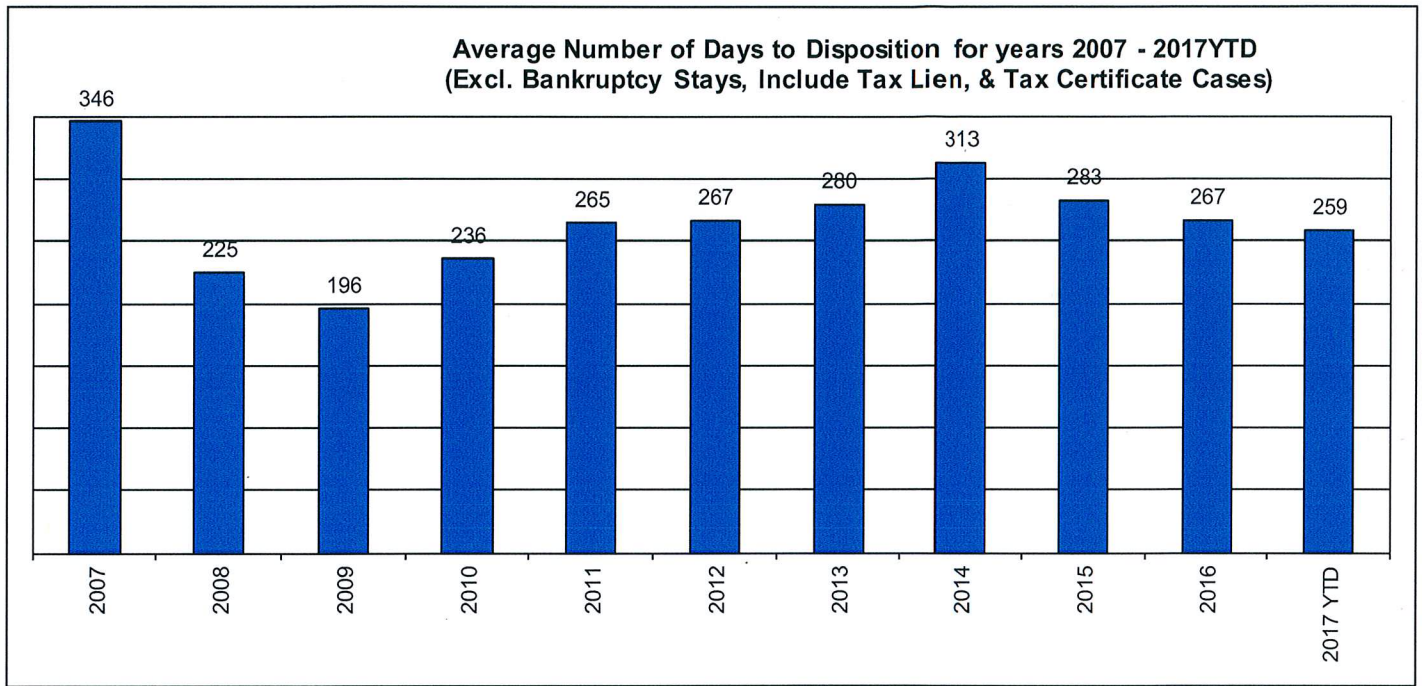
The average number of days to disposition is the number of days from filing to a final disposition entry being filed with the Clerk of Court. The data sample is based on all judicial foreclosure cases terminated by decree or dismissal (cases terminated by bankruptcy are not included) in a month. Each case is examined to determine the number of days between filing and termination with the periods that a case may have been in bankruptcy subtracted. Adding the total days of all of the cases minus bankruptcy periods and dividing by the total number of cases calculates the average. In the following chart, tax judicial foreclosure cases are excluded.



# CUYAHOGA COUNTY COMMON PLEAS COURT

## **Avg. Number of Days to Disp. (Excl. Bank. Stays & Incl. Tax Lien & Tax Cert.)**

The average number of days to disposition is the number of days from filing to a final disposition entry being filed with the Clerk of Court. The data sample is based on all Judicial Foreclosure cases terminated by decree or dismissal (cases terminated by bankruptcy are not included) in a month. Each case is examined to determine the number of days between filing and termination with the periods that a case may have been in bankruptcy subtracted. Adding the total days of all of the cases minus bankruptcy periods and dividing by the total number of cases calculates the average. In the following chart, all types of Judicial Foreclosure cases are included.

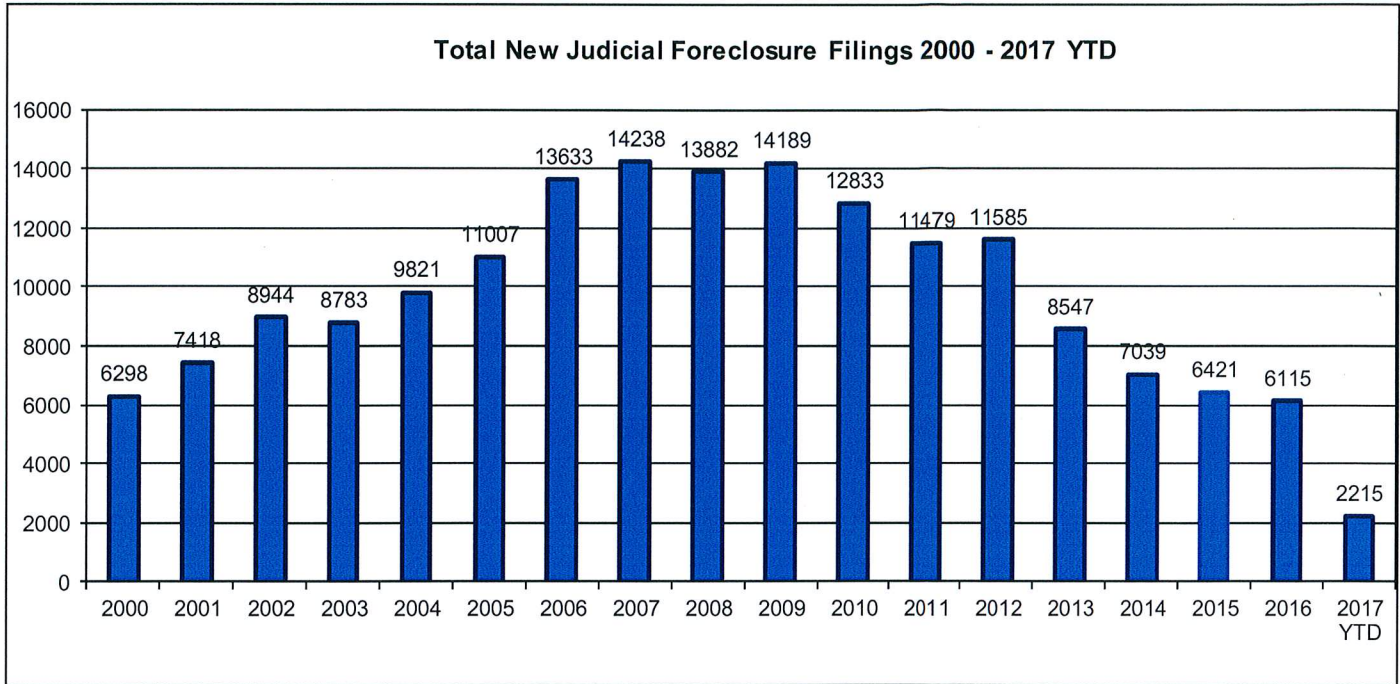




## Total New Judicial Foreclosure Filings

The following charts are provided as a historical view of new judicial foreclosure filings.

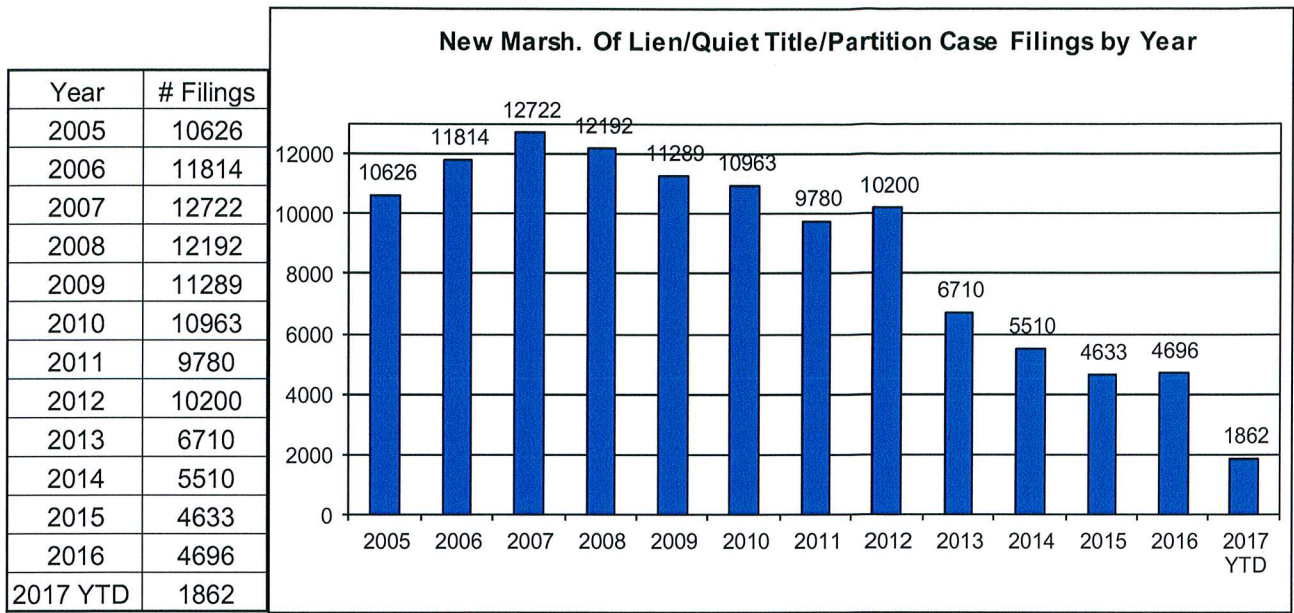
1. Total New Judicial Foreclosure Filings from 2000 – 2017 by year
2. Total New Marsh of Lien/Quiet Title/Partition Filings from 2005 – 2017 by month
3. Total New Tax Lien & Tax Certificate Filings for 2005 – 2017 by month
4. Total New Judicial Foreclosure Filings from 2005 – 2017 by month



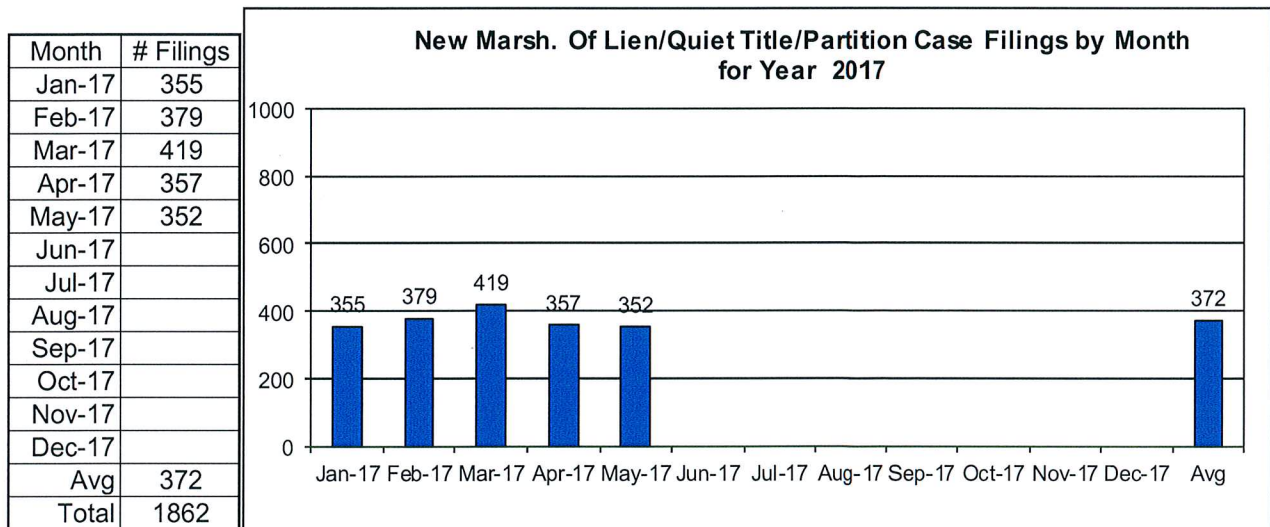


# CUYAHOGA COUNTY COMMON PLEAS COURT

## New Marsh of Lien/Quiet Title/Partition Case Filings for Years 2005 – 2017 YTD



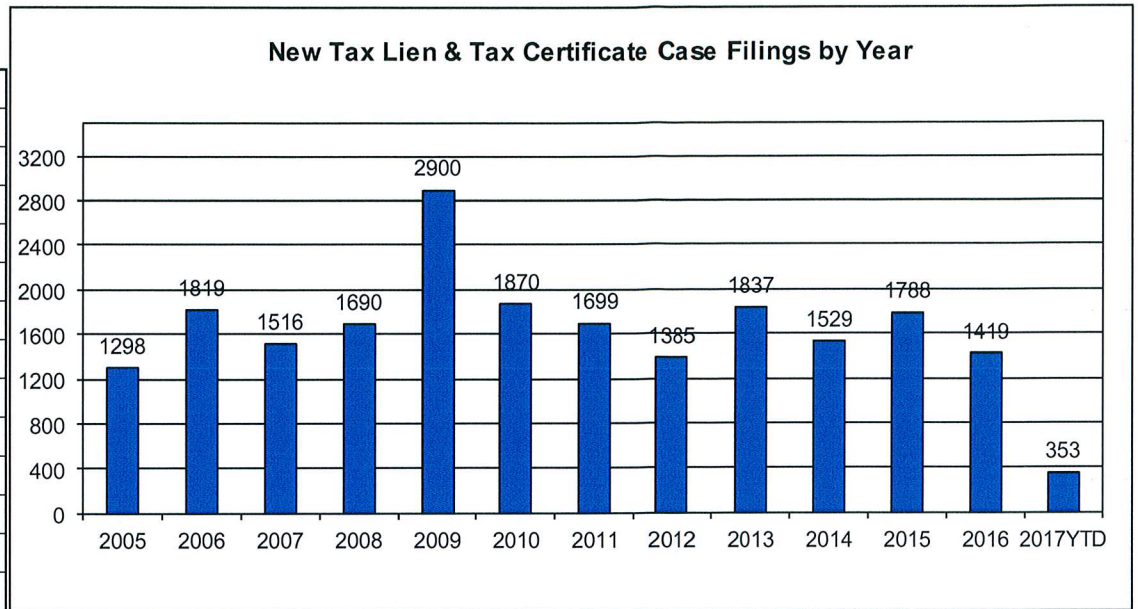
## New Marsh of Lien/Quiet Title/Partition Case Filings by month for 2017 YTD



# CUYAHOGA COUNTY COMMON PLEAS COURT

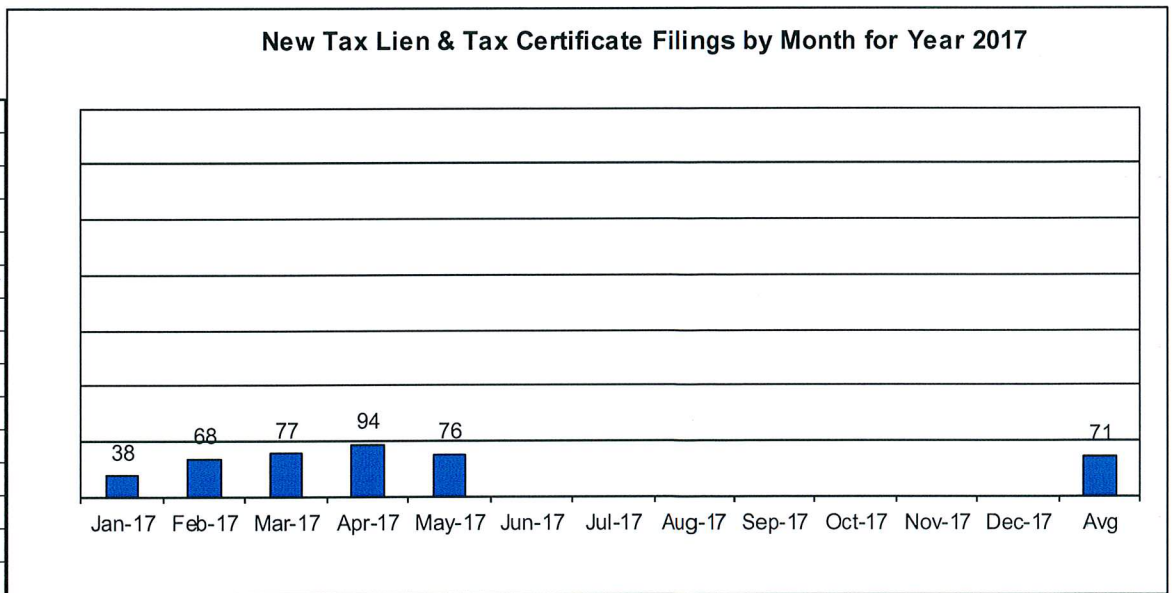
## New Tax Lien & Certificate Filings for Years 2005 – 2017 YTD

Year	# Filings
2005	1298
2006	1819
2007	1516
2008	1690
2009	2900
2010	1870
2011	1699
2012	1385
2013	1837
2014	1529
2015	1788
2016	1419
2017YTD	353



## New Tax Lien & Certificate Filings by Month for Year 2017 YTD

Month	# Filings
Jan-17	38
Feb-17	68
Mar-17	77
Apr-17	94
May-17	76
Jun-17	
Jul-17	
Aug-17	
Sep-17	
Oct-17	
Nov-17	
Dec-17	
Avg	71
Total	353

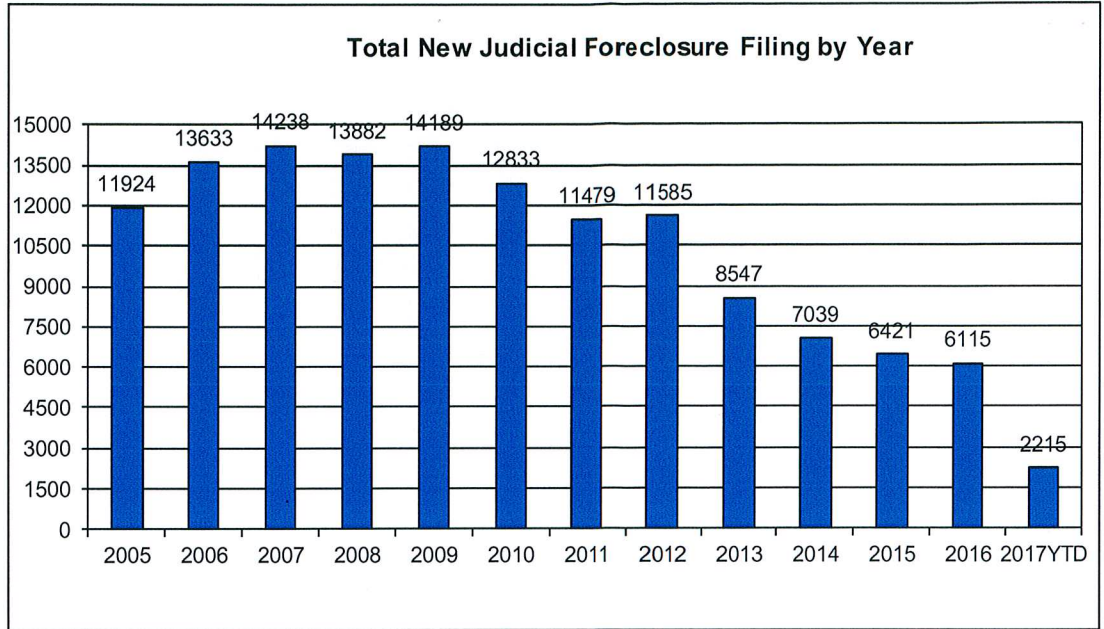




# CUYAHOGA COUNTY COMMON PLEAS COURT

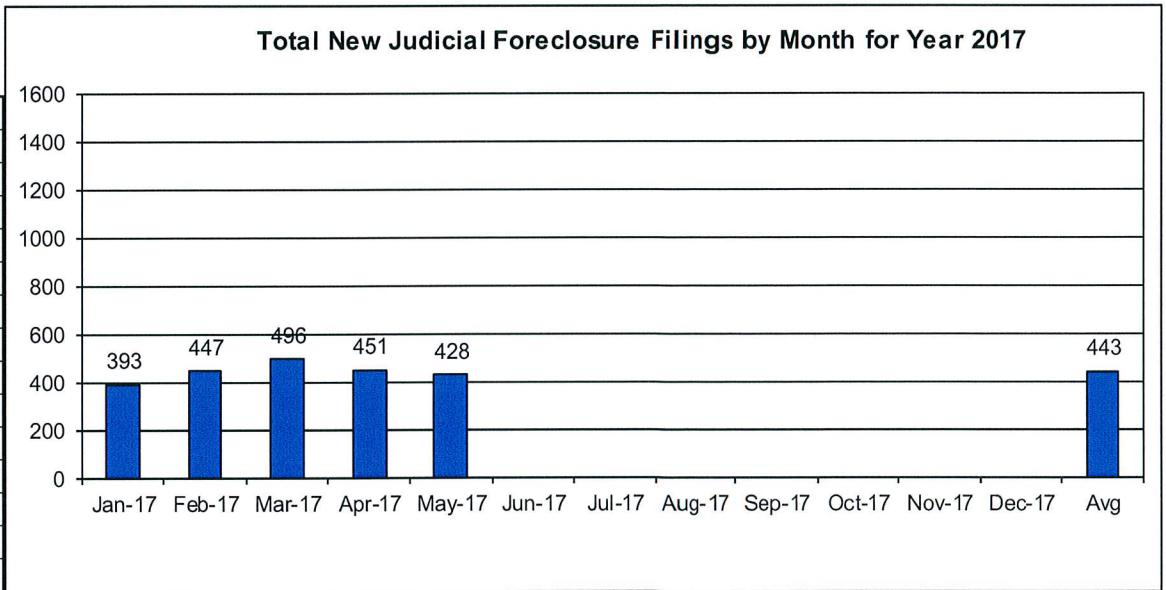
## Total New Judicial Foreclosure Filings Years 2005 – 2017 YTD

Year	# Filings
2005	11924
2006	13633
2007	14238
2008	13882
2009	14189
2010	12833
2011	11479
2012	11585
2013	8547
2014	7039
2015	6421
2016	6115
2017 YTD	2215



## Total New Judicial Foreclosure Filings by Month for Year 2017 YTD

Month	# Filings
Jan-17	393
Feb-17	447
Mar-17	496
Apr-17	451
May-17	428
Jun-17	
Jul-17	
Aug-17	
Sep-17	
Oct-17	
Nov-17	
Dec-17	
Avg	443
Total	2215





## ***Magistrate's Monthly Reports***

The Magistrates' Monthly Report consists of 5 reports. Below is a description of each.

### **Magistrate's Monthly Supplemental Journal Entry Report (R415)**

Retrieves total number of supplemental entries and Decrees of Confirmation of Sheriff's sale created during a specific period. A supplemental entry is any journal created by a magistrate, which does not close out a case. For example, any magistrate's order (MG) setting a hearing, any journal entry (JE) ruling on a motion, journals confirming Sheriff's sales, etc.).

### **Magistrate's Full Disposition Count by Magistrate Report (R413)**

Retrieves total number of cases disposed of during a specific period. The dispositions are grouped by Magistrate and then broken down by the type of disposition (i. e. Default, Dismissed with Prejudice, Dismissed without Prejudice, etc.) This report can be printed three different ways. Including tax cases (Full Dispositions), excluding tax cases (Non-Tax Dispositions), and Tax cases only (Tax Dispositions).

### **Magistrate's Monthly Cases Referred/Reinstated Report (R418)**

Retrieves newly filed cases referred to the Magistrates Dept. and cases previously disposed by the Magistrates Dept. that are reinstated and re-referred to the magistrates. The cases are separated by Tax (filing code 1465; Tax Judicial Foreclosure & 1466; Tax Certificate Judicial Foreclosure) and Non-Tax (1460; Judicial Foreclosure Marsh. Of Lien, 1480; Partition, 1470; Quiet Title, misc. (i. e. 1391; Contract Other, etc.).

### **Magistrate's Monthly Hearing Totals Report (R3146)**

Retrieves total number of hearings held during one month. The hearings are grouped by Magistrate and then broken down by what type hearing was held (i. e. Default, Pretrial, etc.).

### **Magistrate's Monthly Case Load Report (R3147)**

Retrieves individual caseload totals for individual magistrates during a specific period. The cases are grouped by magistrate and then broken down by case type (i. e. tax judicial foreclosure, tax certificate judicial foreclosure and non-tax judicial foreclosure).

CUYAHOGA COUNTY COURT OF COMMON PLEAS

DATE: 06/08/2017  
TIME: 9:30 AM

OFFICE OF THE MAGISTRATES  
MAGISTRATE'S MONTHLY SUPPLEMENTALS BY CASE  
REPORTING PERIOD: MAY 2017

PAGE: 1  
CMSR415D

---

**SUPPLEMENTALS**

AUGUSTYN	208
BAKER	347
BUCHA	205
DAY	303
DYKE	247
GAUNTNER	0
GONZALEZ	258
HIPPLEY	174
JACKSON A	210
JACKSON J	0
KLEIN	259
LUCAS	205
VOZAR	261
WEISS	280
UNACCOUNTED FOR	0

**TOTAL** 2957

**CONFIRMATIONS**

**TOTAL** 5

Full Disposition Count by Magistrate

REPORTING PERIOD: FROM 05/01/2017 TO 05/31/2017

DATE: 06/08/2017

TIME: 9:34 AM

MagID	Dispose Type	Tax Cert.	Tax Treas.	Total
<b>KCA</b>				
	Bank	0	0	4
	Def	1	1	13
	Dism	0	1	14
	Ref. Vacate	0	0	0
	Court Trial	0	0	0
	Other	1	4	8
	<b>MAG'S TOTAL</b>	<b>2</b>	<b>6</b>	<b>39</b>

Decrees	354
Defaults	227
Other	127
Court Trial	0
Dismissals	196
Bankruptcy	40
Ref. Vacated	0
<b>Grand Total</b>	<b>590</b>

<b>GDB</b>				
	Bank	0	0	3
	Def	1	0	10
	Dism	0	1	17
	Ref. Vacate	0	0	0
	Court Trial	0	0	0
	Other	2	8	14
	<b>MAG'S TOTAL</b>	<b>3</b>	<b>9</b>	<b>44</b>

<b>SMB</b>				
	Bank	0	0	0
	Def	0	0	4
	Dism	0	1	9
	Ref. Vacate	0	0	0
	Court Trial	0	0	0
	Other	0	3	6
	<b>MAG'S TOTAL</b>	<b>0</b>	<b>4</b>	<b>19</b>

<b>CED</b>				
	Bank	0	0	3
	Def	0	0	25
	Dism	0	1	17
	Ref. Vacate	0	0	0
	Court Trial	0	0	0
	Other	0	7	11
	<b>MAG'S TOTAL</b>	<b>0</b>	<b>8</b>	<b>56</b>

<b>JTD</b>				
	Bank	0	0	1
	Def	5	0	23
	Dism	0	0	20
	Ref. Vacate	0	0	0
	Court Trial	0	0	0
	Other	0	3	8
	<b>MAG'S TOTAL</b>	<b>5</b>	<b>3</b>	<b>52</b>

<b>TG</b>				
	Bank	1	0	2
	Def	1	0	22
	Dism	0	1	21
	Ref. Vacate	0	0	0
	Court Trial	0	0	0
	Other	1	4	12
	<b>MAG'S TOTAL</b>	<b>3</b>	<b>5</b>	<b>57</b>

<b>KH</b>				
	Bank	0	0	4
	Def	1	1	30
	Dism	0	2	8
	Ref. Vacate	0	0	0
	Court Trial	0	0	0
	Other	3	9	15
	<b>MAG'S TOTAL</b>	<b>4</b>	<b>12</b>	<b>57</b>

<b>ARJ</b>				
	Bank	0	0	2
	Def	0	0	5
	Dism	1	1	21



DATE: 06/08/2017  
TIME: 9:34 AM

CUYAHOGA COUNTY COURT OF COMMON PLEAS  
OFFICE OF THE MAGISTRATES  
**Full Disposition Count by Magistrate**  
REPORTING PERIOD: FROM 05/01/2017 TO 05/31/2017

PAGE: 2  
CMSR413

---

MagID	Dispose Type	Tax Cert.	Tax Treas.	Total
	Ref. Vacate	0	0	0
	Court Trial	0	0	0
	Other	0	1	1
	<b><u>MAG'S TOTAL</u></b>	<b>1</b>	<b>2</b>	<b><u>29</u></b>
<hr/>				
MK	Bank	0	3	5
	Def	1	1	31
	Dism	0	0	13
	Ref. Vacate	0	0	0
	Court Trial	0	0	0
	Other	1	6	14
	<b><u>MAG'S TOTAL</u></b>	<b>2</b>	<b>10</b>	<b><u>63</u></b>
<hr/>				
PL	Bank	1	1	7
	Def	3	0	28
	Dism	0	0	18
	Ref. Vacate	0	0	0
	Court Trial	0	0	0
	Other	1	14	23
	<b><u>MAG'S TOTAL</u></b>	<b>5</b>	<b>15</b>	<b><u>76</u></b>
<hr/>				
TJV	Bank	1	0	8
	Def	4	0	27
	Dism	0	1	21
	Ref. Vacate	0	0	0
	Court Trial	0	0	0
	Other	0	6	9
	<b><u>MAG'S TOTAL</u></b>	<b>5</b>	<b>7</b>	<b><u>65</u></b>
<hr/>				
CW	Bank	0	0	1
	Def	1	0	9
	Dism	1	1	17
	Ref. Vacate	0	0	0
	Court Trial	0	0	0
	Other	0	3	6
	<b><u>MAG'S TOTAL</u></b>	<b>2</b>	<b>4</b>	<b><u>33</u></b>

---

**CUYAHOGA COUNTY COURT OF COMMON PLEAS**

DATE: 06/08/2017  
 TIME: 09:34 AM

OFFICE OF THE MAGISTRATES  
 MAGISTRATE'S MONTHLY REF/REIN CASES  
 FROM 05/01/2017 TO 05/31/2017

CMSR418

MAGISTRATE	NEW REFERRALS				REINSTATED			
	Tax Treas.	Tax Cert.	Non-Tax	Total	Tax Treas.	Tax Cert.	Non-Tax	Total
<u>AUGUSTYN/KEVIN/C</u>	5	2	28	35	0	0	5	5
<u>BAKER/GAIL/D</u>	4	1	32	37	0	0	3	3
<u>BUCHA/STEPHEN/M</u>	3	0	26	29	0	0	2	2
<u>DAY/CHRISTOPHER/E</u>	10	0	31	41	0	0	1	1
<u>DYKE/JOHN/T</u>	9	1	32	42	0	0	0	0
<u>GONZALEZ/TRACEY/</u>	8	0	29	37	0	0	1	1
<u>HIPPLEY/KEVIN/</u>	7	0	29	36	0	0	2	2
<u>JACKSON A/AMY/R</u>	10	0	28	38	0	1	1	2
<u>KLEIN/MONICA/</u>	4	0	39	43	1	0	2	3
<u>LUCAS/PAUL/</u>	6	0	24	30	0	0	0	0
<u>VOZAR/THOMAS/J</u>	5	0	32	37	0	0	1	1
<u>WEISS/CAROL/</u>	2	2	28	32	0	0	2	2
<b><u>TOTAL</u></b>	73	6	358	437	1	1	20	22
<b><u>COMBINED TOTAL</u></b>	459							

**CUYAHOGA COUNTY COURT OF COMMON PLEAS**

**OFFICE OF THE MAGISTRATES**

**MAG MONTHLY HEARING TOTALS**

Reporting Period: May 2017

DATE: 06/08/2017  
TIME: 09:35 AM

PAGE: 1  
CMSR3146

Monthly Hearing Total      513

AUGUSTYN  
 Default Hearings      23  
 Tax Hearings            11  
 Pretrials                9  


---

 TOTAL:                    43

BAKER  
 Default Hearings      26  
 Tax Hearings            12  
 Pretrials                6  


---

 TOTAL:                    44

BUCHA  
 Default Hearings      19  
 Tax Hearings            6  
 Pretrials                16  


---

 TOTAL:                    41

DAY  
 Default Hearings      34  
 Tax Hearings            13  
 Pretrials                6  


---

 TOTAL:                    53

DYKE  
 Default Hearings      15  
 Tax Hearings            9  
 Pretrials                2  


---

 TOTAL:                    26

GONZALEZ  
 Default Hearings      30  
 Tax Hearings            4  
 Pretrials                5  


---

 TOTAL:                    39

HIPPLEY  
 Default Hearings      21  
 Tax Hearings            2  
 Pretrials                0  


---

 TOTAL:                    23

JACKSON A  
 Default Hearings      30  
 Tax Hearings            7  
 Pretrials                24  


---

 TOTAL:                    61

KLEIN  
 Default Hearings      32  
 Tax Hearings            9  
 Pretrials                5  


---

 TOTAL:                    46

LUCAS  
 Default Hearings      27  
 Tax Hearings            6  
 Pretrials                12  


---

 TOTAL:                    45



CUYAHOGA COUNTY COURT OF COMMON PLEAS

OFFICE OF THE MAGISTRATES

MAG MONTHLY HEARING TOTALS

Reporting Period: May 2017

DATE: 06/08/2017  
TIME: 09:35 AM

PAGE: 2  
CMSR3146

---

TOTAL:	45
VOZAR	
Default Hearings	32
Tax Hearings	3
Pretrials	18
<hr/>	
TOTAL:	53
WEISS	
Default Hearings	28
Tax Hearings	5
Pretrials	6
<hr/>	
TOTAL:	39

Magistrate Name	Non Tax Total	Tax Cert.	Tax Treas.	Total Tax	Total Cases
AUGUSTYN	131	6	24	30	161
BAKER	218	7	42	49	267
BUCHA	151	7	33	40	191
DAY	159	3	31	34	193
DYKE	175	3	39	42	217
GONZALEZ	212	6	50	56	268
HIPPLEY	242	12	36	48	290
JACKSON A	249	11	62	73	322
KLEIN	221	3	43	46	267
LUCAS	269	15	62	77	346
VOZAR	274	10	46	56	330
WEISS	240	11	43	54	294
<b>Non Tax Total:</b>	<b>2541</b>	<b>Cert.Tax Total: 94</b>	<b>Tax Treas. Total: 511</b>	<b>Total Tax: 605</b>	<b>Total Cases: 3146</b>

***Report CMSR1062 - Judicial Foreclosure Statistics by Judge***

Report CMSR1062 provides a list of judicial foreclosure case activity for each Judge. The report identifies how many cases were pending at the beginning of the period. The new cases filed and cases that were transferred in or reactivated are added to the number pending at the beginning of the period. It then shows the type and number of terminations for the period. The total terminations are subtracted from the total pending which provides the pending at the end of the period.



**CUYAHOGA COUNTY COURT OF COMMON PLEAS**

DATE: 06/08/2017  
 TIME: 09:26 AM

**Foreclosure Statistics by Judge**  
 Reporting Period: May 2017

PAGE: 1  
 CMSR1062

**Judge**

<b>AMBROSE, DICK</b>							
Pending at Beg of Period			New Cases Filed		Cases Transferred In / Reactivated		Total
	63		13		3		79
Terminations							
	Bankruptcy	Default	RefVacated	Court Trial	Dismiss	Other	Total
	0	8	0	0	4	6	18
	Total Pending at End of Period						61

<b>BARKER, PAMELA A</b>							
Pending at Beg of Period			New Cases Filed		Cases Transferred In / Reactivated		Total
	145		13		4		162
Terminations							
	Bankruptcy	Default	RefVacated	Court Trial	Dismiss	Other	Total
	4	13	0	0	6	15	38
	Total Pending at End of Period						124

<b>BURNSIDE, JANET R</b>							
Pending at Beg of Period			New Cases Filed		Cases Transferred In / Reactivated		Total
	106		14		4		124
Terminations							
	Bankruptcy	Default	RefVacated	Court Trial	Dismiss	Other	Total
	0	2	0	0	6	7	15
	Total Pending at End of Period						109

<b>CALABRESE, DEENA R</b>							
Pending at Beg of Period			New Cases Filed		Cases Transferred In / Reactivated		Total
	106		11		7		124
Terminations							
	Bankruptcy	Default	RefVacated	Court Trial	Dismiss	Other	Total
	3	12	0	0	6	10	31
	Total Pending at End of Period						93

<b>CLANCY, MAUREEN</b>							
Pending at Beg of Period			New Cases Filed		Cases Transferred In / Reactivated		Total
	97		13		4		114
Terminations							
	Bankruptcy	Default	RefVacated	Court Trial	Dismiss	Other	Total
	0	8	0	0	8	9	25
	Total Pending at End of Period						89

<b>COLLIER-WILLIAMS, CASSANDRA</b>							
Pending at Beg of Period			New Cases Filed		Cases Transferred In / Reactivated		Total
	97		6		5		108
Terminations							
	Bankruptcy	Default	RefVacated	Court Trial	Dismiss	Other	Total
	2	6	0	0	2	6	16
	Total Pending at End of Period						92

<b>CORRIGAN, BRIAN J</b>							
Pending at Beg of Period			New Cases Filed		Cases Transferred In / Reactivated		Total
	106		13		2		121
Terminations							
	Bankruptcy	Default	RefVacated	Court Trial	Dismiss	Other	Total
	2	6	0	0	8	9	25
	Total Pending at End of Period						96

CORRIGAN, PETER J

**CUYAHOGA COUNTY COURT OF COMMON PLEAS**

DATE: 06/08/2017  
TIME: 09:26 AM

**Foreclosure Statistics by Judge**  
Reporting Period: May 2017

PAGE: 2  
CMSR1062

**Judge**

	Pending at Beg of Period		New Cases Filed		Cases Transferred In / Reactivated		Total
	87		10		6		103
Terminations	Bankruptcy	Default	RefVacated	Court Trial	Dismiss	Other	Total
	0	10	0	0	3	5	18
	Total Pending at End of Period						85
<hr/>							
DONNELLY, MICHAEL P							
	Pending at Beg of Period		New Cases Filed		Cases Transferred In / Reactivated		Total
	95		13		6		114
Terminations	Bankruptcy	Default	RefVacated	Court Trial	Dismiss	Other	Total
	1	5	0	0	5	8	19
	Total Pending at End of Period						95
<hr/>							
FRIEDLAND, CAROLYN B							
	Pending at Beg of Period		New Cases Filed		Cases Transferred In / Reactivated		Total
	94		18		3		115
Terminations	Bankruptcy	Default	RefVacated	Court Trial	Dismiss	Other	Total
	1	13	0	0	2	8	24
	Total Pending at End of Period						91
<hr/>							
FRIEDMAN, STUART A							
	Pending at Beg of Period		New Cases Filed		Cases Transferred In / Reactivated		Total
	85		11		1		97
Terminations	Bankruptcy	Default	RefVacated	Court Trial	Dismiss	Other	Total
	2	2	0	0	0	9	13
	Total Pending at End of Period						84
<hr/>							
FUERST, NANCY A							
	Pending at Beg of Period		New Cases Filed		Cases Transferred In / Reactivated		Total
	106		18		3		127
Terminations	Bankruptcy	Default	RefVacated	Court Trial	Dismiss	Other	Total
	4	11	0	0	5	4	24
	Total Pending at End of Period						103
<hr/>							
GALL, STEVEN E							
	Pending at Beg of Period		New Cases Filed		Cases Transferred In / Reactivated		Total
	105		9		8		122
Terminations	Bankruptcy	Default	RefVacated	Court Trial	Dismiss	Other	Total
	0	3	0	0	7	2	12
	Total Pending at End of Period						110
<hr/>							
GALLAGHER, HOLLIE L							
	Pending at Beg of Period		New Cases Filed		Cases Transferred In / Reactivated		Total
	85		13		4		102
Terminations	Bankruptcy	Default	RefVacated	Court Trial	Dismiss	Other	Total
	1	8	0	0	9	11	29
	Total Pending at End of Period						73
<hr/>							
GALLAGHER, KELLY ANN							

**CUYAHOGA COUNTY COURT OF COMMON PLEAS**

DATE: 06/08/2017  
TIME: 09:26 AM

**Foreclosure Statistics by Judge**  
Reporting Period: May 2017

PAGE: 3  
CMSR1062

<b>Judge</b>							
	Pending at Beg of Period		New Cases Filed	Cases Transferred In / Reactivated			Total
	93		14	3			110
Terminations	Bankruptcy	Default	RefVacated	Court Trial	Dismiss	Other	Total
	1	11	0	0	5	5	22
	Total Pending at End of Period						88
<b>GALLAGHER, SHANNON M</b>							
	Pending at Beg of Period		New Cases Filed	Cases Transferred In / Reactivated			Total
	130		10	6			146
Terminations	Bankruptcy	Default	RefVacated	Court Trial	Dismiss	Other	Total
	2	7	0	0	6	11	26
	Total Pending at End of Period						120
<b>GAUL, DANIEL</b>							
	Pending at Beg of Period		New Cases Filed	Cases Transferred In / Reactivated			Total
	128		13	3			144
Terminations	Bankruptcy	Default	RefVacated	Court Trial	Dismiss	Other	Total
	1	6	0	0	6	12	25
	Total Pending at End of Period						119
<b>JACKSON, MICHAEL E</b>							
	Pending at Beg of Period		New Cases Filed	Cases Transferred In / Reactivated			Total
	96		8	4			108
Terminations	Bankruptcy	Default	RefVacated	Court Trial	Dismiss	Other	Total
	0	9	0	0	4	6	19
	Total Pending at End of Period						89
<b>MATIA, DAVID T</b>							
	Pending at Beg of Period		New Cases Filed	Cases Transferred In / Reactivated			Total
	97		15	4			116
Terminations	Bankruptcy	Default	RefVacated	Court Trial	Dismiss	Other	Total
	1	6	0	0	7	12	26
	Total Pending at End of Period						90
<b>MCCLELLAND, ROBERT C</b>							
	Pending at Beg of Period		New Cases Filed	Cases Transferred In / Reactivated			Total
	92		16	8			116
Terminations	Bankruptcy	Default	RefVacated	Court Trial	Dismiss	Other	Total
	2	7	0	0	6	9	24
	Total Pending at End of Period						92
<b>MCCORMICK, TIMOTHY</b>							
	Pending at Beg of Period		New Cases Filed	Cases Transferred In / Reactivated			Total
	85		16	6			107
Terminations	Bankruptcy	Default	RefVacated	Court Trial	Dismiss	Other	Total
	2	6	0	0	6	7	21
	Total Pending at End of Period						86
<b>MCDONNELL, NANCY R</b>							



**CUYAHOGA COUNTY COURT OF COMMON PLEAS**

DATE: 06/08/2017  
 TIME: 09:26 AM

**Foreclosure Statistics by Judge**  
 Reporting Period: May 2017

PAGE: 4  
 CMSR1062

<b>Judge</b>							
	Pending at Beg of Period		New Cases Filed	Cases Transferred In / Reactivated			Total
	103		13	3			119
Terminations							
	Bankruptcy	Default	RefVacated	Court Trial	Dismiss	Other	Total
	0	2	0	0	6	8	16
Total Pending at End of Period							103
<b>MIDAY, SHERRIE</b>							
	Pending at Beg of Period		New Cases Filed	Cases Transferred In / Reactivated			Total
	106		11	7			124
Terminations							
	Bankruptcy	Default	RefVacated	Court Trial	Dismiss	Other	Total
	2	11	0	0	8	8	29
Total Pending at End of Period							95
<b>O'DONNELL, JOHN P</b>							
	Pending at Beg of Period		New Cases Filed	Cases Transferred In / Reactivated			Total
	82		13	4			99
Terminations							
	Bankruptcy	Default	RefVacated	Court Trial	Dismiss	Other	Total
	3	9	0	0	3	5	20
Total Pending at End of Period							79
<b>RUSSO, JOHN J</b>							
	Pending at Beg of Period		New Cases Filed	Cases Transferred In / Reactivated			Total
	66		11	3			80
Terminations							
	Bankruptcy	Default	RefVacated	Court Trial	Dismiss	Other	Total
	0	0	0	0	4	8	12
Total Pending at End of Period							68
<b>RUSSO, JOSEPH D</b>							
	Pending at Beg of Period		New Cases Filed	Cases Transferred In / Reactivated			Total
	108		12	3			123
Terminations							
	Bankruptcy	Default	RefVacated	Court Trial	Dismiss	Other	Total
	2	3	0	0	7	2	14
Total Pending at End of Period							109
<b>RUSSO, MICHAEL J</b>							
	Pending at Beg of Period		New Cases Filed	Cases Transferred In / Reactivated			Total
	109		9	5			123
Terminations							
	Bankruptcy	Default	RefVacated	Court Trial	Dismiss	Other	Total
	0	0	0	0	7	3	10
Total Pending at End of Period							113
<b>RUSSO, NANCY MARGARET</b>							
	Pending at Beg of Period		New Cases Filed	Cases Transferred In / Reactivated			Total
	67		14	2			83
Terminations							
	Bankruptcy	Default	RefVacated	Court Trial	Dismiss	Other	Total
	1	7	0	0	8	0	16
Total Pending at End of Period							67
<b>SAFFOLD, SHIRLEY STRICKLAND</b>							

**CUYAHOGA COUNTY COURT OF COMMON PLEAS**

DATE: 06/08/2017  
 TIME: 09:26 AM

**Foreclosure Statistics by Judge**  
 Reporting Period: May 2017

PAGE: 5  
 CMSR1062

Judge							
	Pending at Beg of Period		New Cases Filed	Cases Transferred In / Reactivated			Total
	107		7	5			119
Terminations	Bankruptcy	Default	RefVacated	Court Trial	Dismiss	Other	Total
	1	1	0	0	3	8	13
Total Pending at End of Period							106
SHAUGHNESSY, MICHAEL P							
	Pending at Beg of Period		New Cases Filed	Cases Transferred In / Reactivated			Total
	116		10	3			129
Terminations	Bankruptcy	Default	RefVacated	Court Trial	Dismiss	Other	Total
	1	8	0	0	6	6	21
Total Pending at End of Period							108
SHEEHAN, BRENDAN J							
	Pending at Beg of Period		New Cases Filed	Cases Transferred In / Reactivated			Total
	88		14	2			104
Terminations	Bankruptcy	Default	RefVacated	Court Trial	Dismiss	Other	Total
	0	8	0	0	3	7	18
Total Pending at End of Period							86
SUTULA, JOHN D							
	Pending at Beg of Period		New Cases Filed	Cases Transferred In / Reactivated			Total
	121		13	4			138
Terminations	Bankruptcy	Default	RefVacated	Court Trial	Dismiss	Other	Total
	2	10	0	0	5	8	25
Total Pending at End of Period							113
SUTULA, KATHLEEN ANN							
	Pending at Beg of Period		New Cases Filed	Cases Transferred In / Reactivated			Total
	79		15	9			103
Terminations	Bankruptcy	Default	RefVacated	Court Trial	Dismiss	Other	Total
	0	6	0	0	7	9	22
Total Pending at End of Period							81
SYNENBERG, JOAN							
	Pending at Beg of Period		New Cases Filed	Cases Transferred In / Reactivated			Total
	116		19	6			141
Terminations	Bankruptcy	Default	RefVacated	Court Trial	Dismiss	Other	Total
	0	2	0	0	4	6	12
Total Pending at End of Period							129

# *Monthly Summary*



# MONTHLY SUMMARY

## May 2017

NAME	PEND	ASSIGNED			TRIALS						DISP	PENDING				+	-
		CV	CR	TOT	JURY			COURT				CV	FR	CR	TOT		
Dick Ambrose	384	51	42	93	0	1	1	0	0	0	87	228	61	101	390	-6	
Pamela A. Barker	416	53	31	84	0	1	1	0	0	0	98	182	123	97	402	+14	
Janet R. Burnside	417	51	36	87	0	0	0	0	1	1	81	207	107	109	423	-6	
Deena R. Calabrese	422	52	31	83	0	0	0	0	1	1	102	198	93	112	403	+19	
Maureen Clancy	369	48	36	84	0	0	0	0	1	1	90	194	88	81	363	+6	
Cassandra Collier-Willia	440	51	31	82	0	1	1	0	1	1	86	182	92	162	436	+4	
Brian J. Corrigan	465	48	47	95	0	0	0	0	1	1	95	243	96	126	465	0	
Peter J. Corrigan	423	50	29	79	0	1	1	0	0	0	81	195	85	141	421	+2	
Michael P. Donnelly	404	56	31	87	0	2	2	0	1	1	111	183	95	102	380	+24	
Carolyn B. Friedland	459	49	28	77	1	0	1	0	0	0	88	230	91	127	448	+11	
Stuart A. Friedman	420	51	35	86	0	0	0	0	1	1	88	215	84	119	418	+2	
Nancy A. Fuerst	382	49	31	80	0	0	0	0	0	0	88	204	103	67	374	+8	
Steven E. Gall	422	54	30	84	1	2	3	0	1	1	68	198	110	130	438	-16	
Hollie L. Gallagher	362	51	34	85	0	0	0	0	0	0	93	200	73	81	354	+8	
Kelly A. Gallagher	397	49	28	77	0	0	0	0	0	0	87	207	81	99	387	+10	
Shannon M. Gallagher	456	56	43	99	0	0	0	0	0	0	91	223	120	121	464	-8	
Daniel Gaul	485	50	38	88	1	2	3	0	0	0	94	207	119	153	479	+6	
Michael E Jackson	487	52	32	84	0	2	2	0	0	0	109	196	89	177	462	+25	
David T. Matia	372	51	42	93	0	0	0	0	0	0	89	198	89	89	376	-4	
Robert C. McClelland	512	57	29	86	0	0	0	1	0	1	107	249	91	151	491	+21	
Timothy McCormick	377	52	20	72	0	1	1	1	0	1	78	208	82	81	371	+6	
Nancy R. McDonnell	369	48	30	78	0	1	1	0	1	1	94	168	103	82	353	+16	
Sherrie Miday	428	54	31	85	0	2	2	0	0	0	91	236	85	101	422	+6	
John P. O'Donnell	433	50	35	85	0	2	2	1	0	1	97	222	79	120	421	+12	
John J. Russo	169	27	27	54	0	0	0	0	0	0	43	85	66	29	180	-11	
Joseph D. Russo	501	50	37	87	0	0	0	0	2	2	85	210	109	184	503	-2	
Michael J. Russo	373	51	33	84	0	1	1	0	0	0	70	198	113	76	387	-14	
Nancy Margaret Russo	227	45	29	74	0	0	0	0	0	0	81	100	67	53	220	+7	
Shirley Strickland Saffold	415	50	25	75	0	0	0	0	0	0	103	181	105	101	387	+28	
Michael P. Shaughnessy	459	47	30	77	0	0	0	0	0	0	90	220	103	123	446	+13	
Brendan J. Sheehan	363	51	27	78	0	1	1	1	2	3	75	177	86	103	366	-3	
John D. Sutula	578	51	40	91	0	1	1	0	0	0	95	283	113	178	574	+4	
Kathleen Ann Sutula	373	60	27	87	0	2	2	0	0	0	114	173	81	92	346	+27	
Joan Synenberg	398	54	44	98	1	1	2	0	0	0	97	188	127	84	399	-1	
<b>TOTALS</b>	13957	1719	1119	2838	4	24	28	4	13	17	3046	6788	3209	3752	13749	+208	

# *Year to Date Summary*

# SUMMARY FOR THE COURT

## January - May 2017

### TRIALS

NAME	PEND	ASSIGNED			JURY COURT						DISP	PENDING				+ -
		CV	CR	TOT	CV	CR	TOT	CV	CR	TOT		CV	FR	CR	TOT	
Dick Ambrose	389	257	193	450	0	2	2	0	1	1	449	228	61	101	390	- 1
Pamela A. Barker	449	258	136	394	1	2	3	0	3	3	441	182	123	97	402	+ 47
Janet R. Burnside	460	236	189	425	0	5	5	0	1	1	462	207	107	109	423	+ 37
Deena R. Calabrese	426	252	146	398	2	0	2	0	1	1	421	198	93	112	403	+ 23
Maureen Clancy	374	258	161	419	0	3	3	0	1	1	430	194	88	81	363	+ 11
Cassandra Collier-Willia	427	258	192	450	0	2	2	0	2	2	441	182	92	162	436	- 9
Brian J. Corrigan	501	246	180	426	0	1	1	0	4	4	462	243	96	126	465	+ 36
Peter J. Corrigan	420	245	156	401	0	5	5	2	0	2	400	195	85	141	421	- 1
Michael P. Donnelly	402	261	163	424	0	4	4	0	1	1	446	183	95	102	380	+ 22
Carolyn B. Friedland	469	250	170	420	1	0	1	0	3	3	441	230	91	127	448	+ 21
Stuart A. Friedman	453	246	157	403	0	0	0	1	4	5	438	215	84	119	418	+ 35
Nancy A. Fuerst	408	242	142	384	0	0	0	0	0	0	418	204	103	67	374	+ 34
Steven E. Gall	450	250	160	410	1	3	4	0	1	1	422	198	110	130	438	+ 12
Hollie L. Gallagher	373	253	149	402	1	2	3	0	1	1	421	200	73	81	354	+ 19
Kelly A. Gallagher	463	241	158	399	1	6	7	0	1	1	475	207	81	99	387	+ 76
Shannon M. Gallagher	470	255	162	417	1	4	5	0	3	3	423	223	120	121	464	+ 6
Daniel Gaul	552	239	190	429	3	6	9	0	2	2	502	207	119	153	479	+ 73
Michael E Jackson	475	251	203	454	0	5	5	2	1	3	467	196	89	177	462	+ 13
David T. Matia	410	253	202	455	2	2	4	0	1	1	489	198	89	89	376	+ 34
Robert C. McClelland	494	257	195	452	0	1	1	1	2	3	455	249	91	151	491	+ 3
Timothy McCormick	384	255	148	403	0	1	1	1	0	1	416	208	82	81	371	+ 13
Nancy R. McDonnell	365	250	150	400	2	3	5	0	2	2	412	168	103	82	353	+ 12
Sherrie Miday	394	256	140	396	0	5	5	0	1	1	368	236	85	101	422	- 28
John P. O'Donnell	447	256	160	416	2	8	10	4	0	4	442	222	79	120	421	+ 26
John J. Russo	156	143	64	207	0	0	0	0	0	0	183	85	66	29	180	- 24
Joseph D. Russo	482	243	163	406	0	0	0	0	2	2	385	210	109	184	503	- 21
Michael J. Russo	433	263	162	425	0	3	3	0	0	0	471	198	113	76	387	+ 46
Nancy Margaret Russo	240	241	133	374	0	2	2	0	0	0	394	100	67	53	220	+ 20
Shirley Strickland Saffold	432	252	145	397	0	3	3	0	0	0	442	181	105	101	387	+ 45
Michael P. Shaughnessy	494	234	169	403	0	1	1	0	1	1	451	220	103	123	446	+ 48
Brendan J. Sheehan	366	252	160	412	0	8	8	1	3	4	412	177	86	103	366	0
John D. Sutula	575	252	209	461	1	3	4	1	3	4	462	283	113	178	574	+ 1
Kathleen Ann Sutula	353	264	159	423	3	5	8	0	0	0	430	173	81	92	346	+ 7
Joan Synenberg	371	287	194	481	1	2	3	0	1	1	453	188	127	84	399	- 28
<b>TOTALS</b>	14357	8456	5560	14016	22	97	119	13	46	59	14624	6788	3209	3752	13749	+ 608



*Corrections/Adjustments*