



CUYAHOGA COUNTY COMMON PLEAS COURT

***Statistics Report
August 2017***

***John J. Russo
Administrative and Presiding Judge***

TABLE OF CONTENTS

Criminal Statistics

<i>Newly Filed, Re-Activated and Transferred in Cases</i>	4
<i>Yearly Criminal Terminations</i>	5
<i>Pending Criminal Cases End of Period</i>	6
<i>Clearance Rate</i>	7
<i>Arrest to Disposition Timeline</i>	8
<i>Average Arrest to Disposition Timeline (Jail Cases)</i>	9
<i>Average Arrest to Disposition Timeline (Non-Jail Cases)</i>	10
<i>Average Arrest to Disposition Timeline (Jail and Non-Jail Cases)</i>	11
<i>Yearly Average Arrest to Disposition Timeline</i>	12
<i>Indictments and Informations Filed With the Clerk of Courts</i>	13
<i>Bail Case Arraignment Activity</i>	14
<i>Overall Arraignment Statistics</i>	15

Foreclosure Statistics

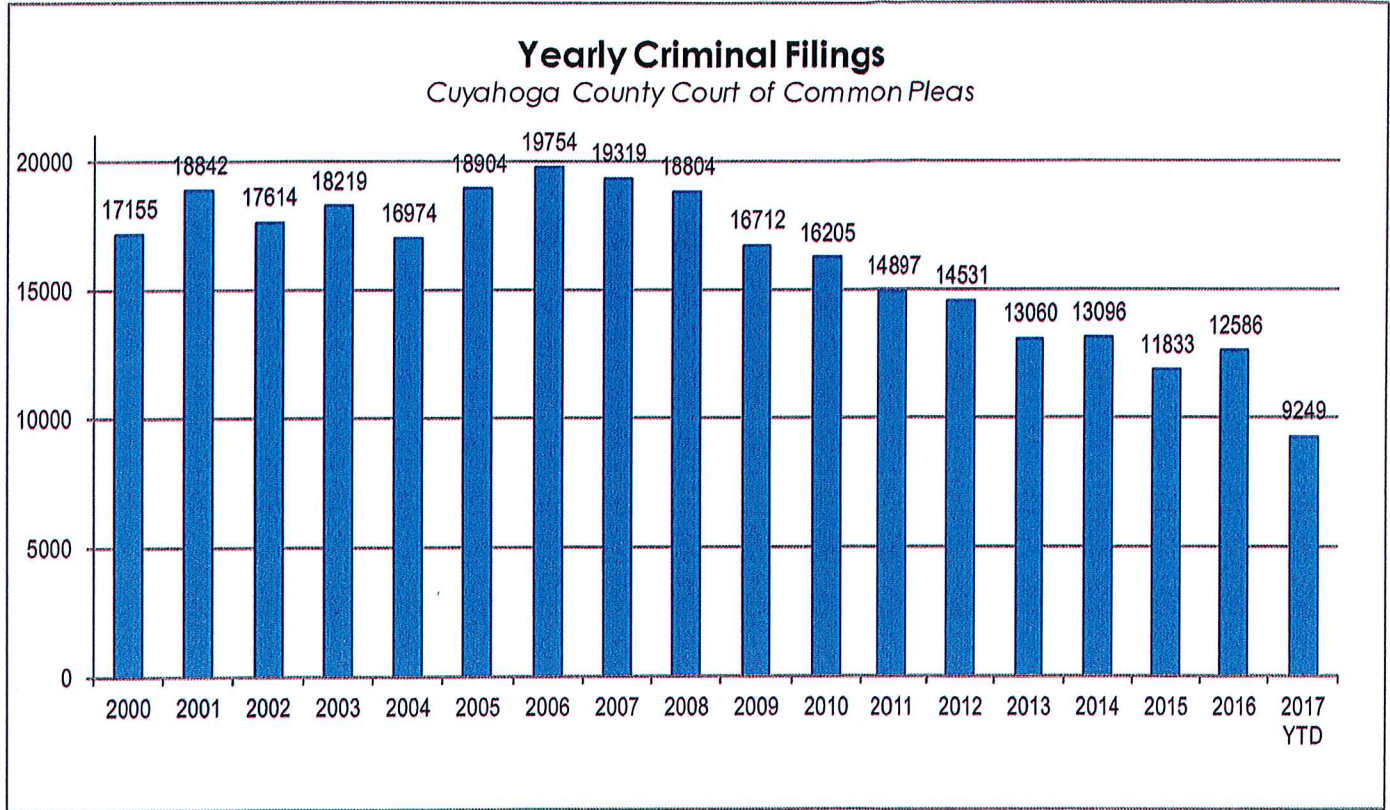
<i>Total Pending Judicial Foreclosure Cases Referred to Magistrates</i>	17
<i>Total Pending Tax Lien & Certificate Cases Referred to Magistrates</i>	18
<i>Percentage of Pending Judicial Foreclosure Cases By Filing Year</i>	19
<i>Judicial Foreclosure Clearance Rate Year 2017</i>	20
<i>Avg. Number of Days to Disp. (Excl. Bank, Stays & Tax Lien & Tax Cert.)</i>	21
<i>Avg. Number of Days to Disp. (Excl. Bank, Stays & Incl. Tax Lien & Tax Cert.)</i>	22
<i>Total New Judicial Foreclosure Filings</i>	23
<i>New Marsh of Lien/Quiet Title/Partition Case Filings for Years 2005 – 2017 YTD</i>	24
<i>New Marsh of Lien/Quiet Title/Partition Case Filings by month for 2017 YTD</i>	24
<i>New Tax Lien & Certificate Filings for Years 2005 – 2017 YTD</i>	25
<i>New Tax Lien & Certificate Filings by Month for Year 2017 YTD</i>	25
<i>Total New Judicial Foreclosure Filings Years 2005 – 2017 YTD</i>	26
<i>Total New Judicial Foreclosure Filings by Month for Year 2017 YTD</i>	26
<i>Magistrate's Monthly Reports</i>	27
<i>Report CMSR1062 - Judicial Foreclosure Statistics by Judge</i>	35
<i>Monthly Summary</i>	41
<i>Year to Date Summary</i>	43
<i>Corrections/Adjustments</i>	45

Criminal Case Statistics

CUYAHOGA COUNTY COMMON PLEAS COURT

Newly Filed, Re-Activated and Transferred in Cases

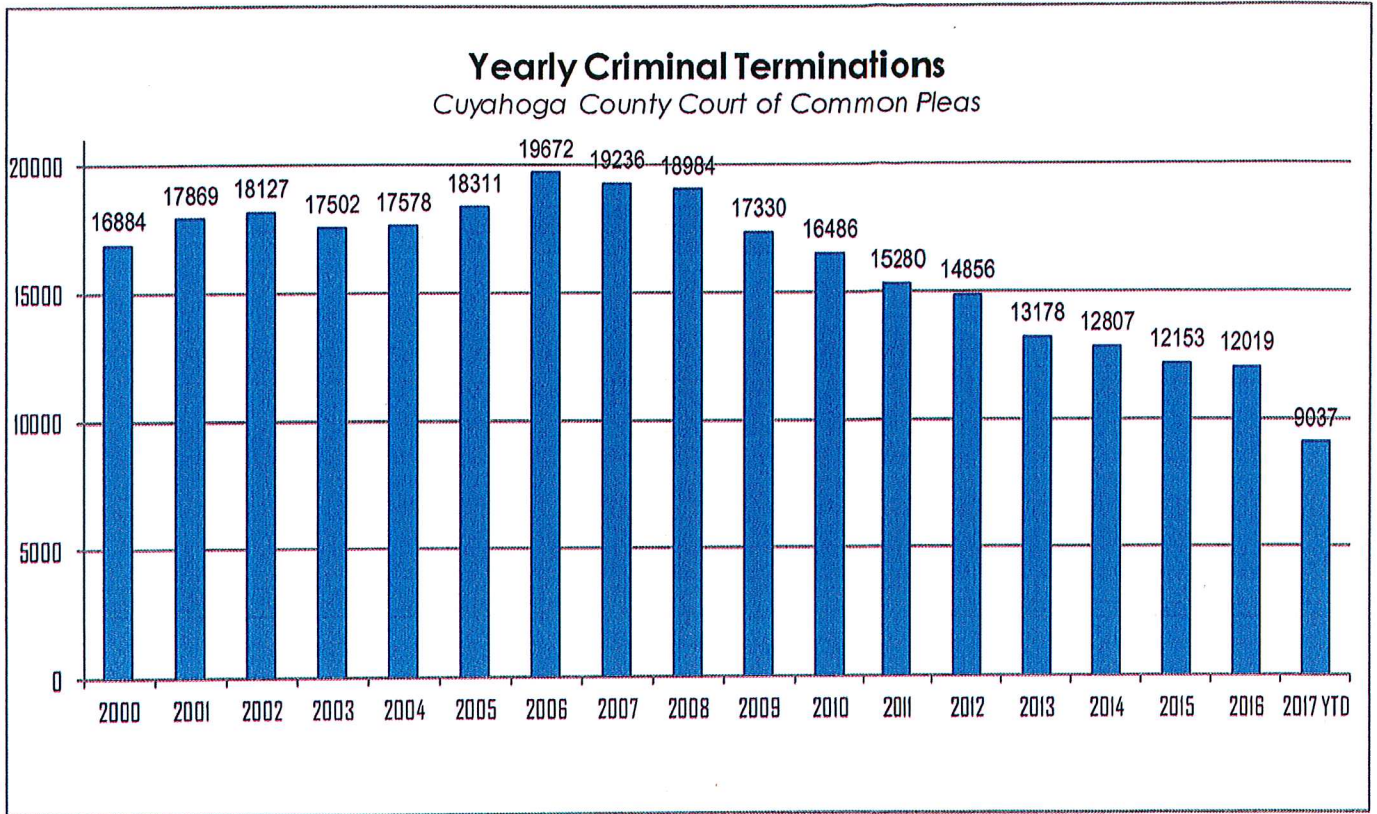
The following chart is a representation of all filed cases in Cuyahoga County Court of Common Pleas from 2000 – August 2017. Newly filed cases are defined as having been arraigned and assigned to a Judge. Re-activated cases are defined as cases where a defendant was unavailable for trial and has now become ready to proceed. Transferred cases are defined as cases moved from one judge's docket to another. This could be due to re-assignment to a Mental Health Judge or after additional information indicates that by Court rule, the case should have been assigned to another Judge.



CUYAHOGA COUNTY COMMON PLEAS COURT

Yearly Criminal Terminations

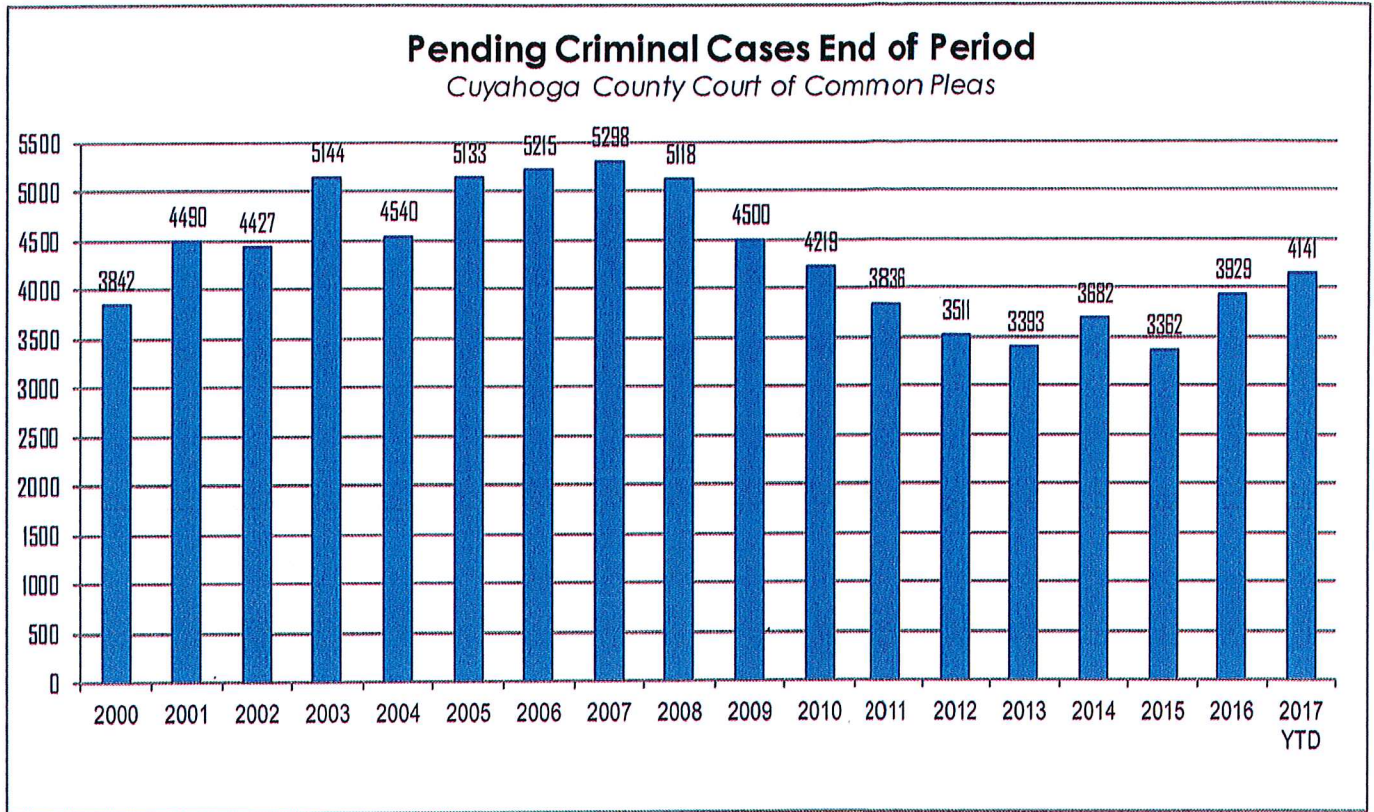
The following chart represents cases that have been terminated by the court from 2000 – August 2017. These cases have been terminated either by trial; plea, dismissal or a defendant is unavailable for trial or sentencing.



CUYAHOGA COUNTY COMMON PLEAS COURT

Pending Criminal Cases End of Period

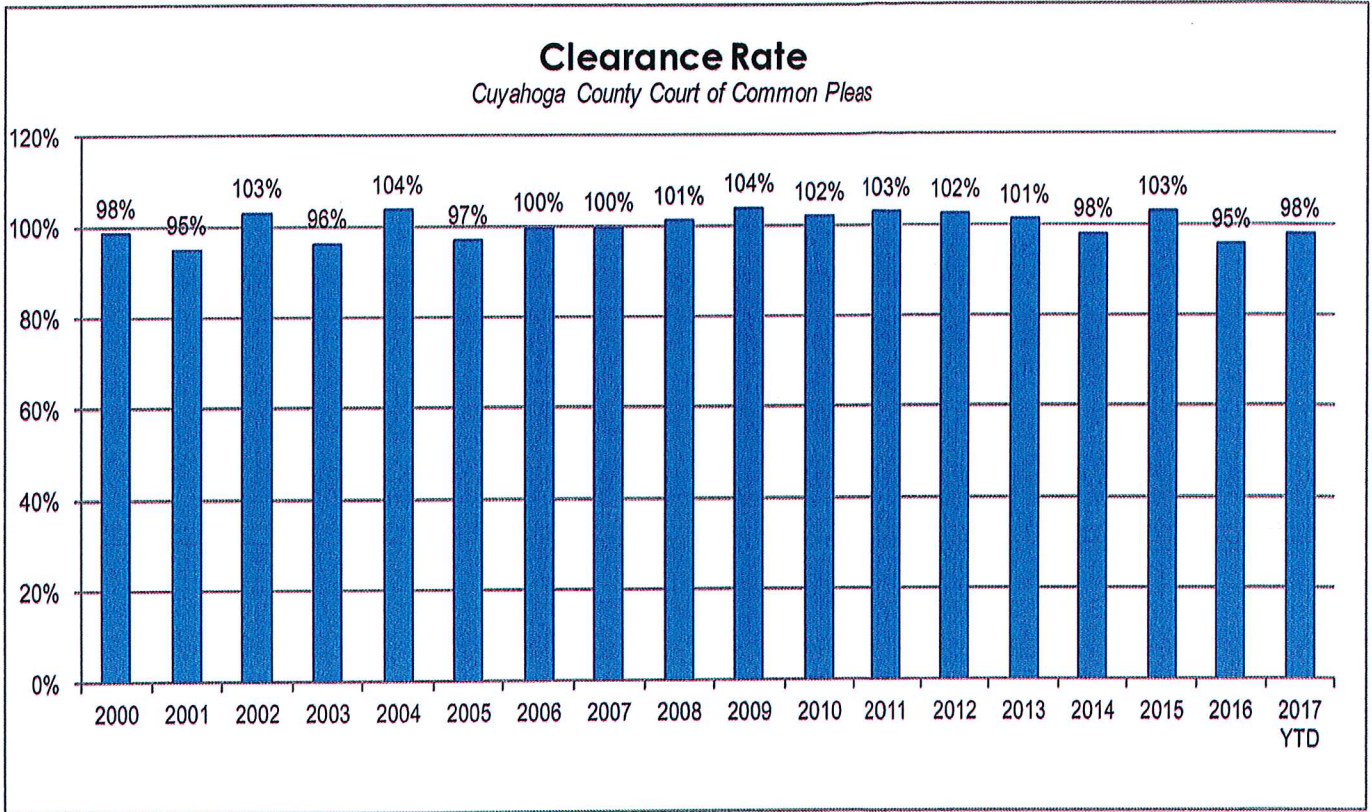
The following chart represents the total number of cases pending at the end of the reporting period from 2000 – August 2017. Pending criminal cases at the end of the period is determined by adding the total number of pending cases at the beginning of the reporting period, and all newly filed, re-activated and transferred in cases. The total number of cases terminated in the period is subtracted from the sum total pending at the beginning of the period to give the value pending at the end of the period.



CUYAHOGA COUNTY COMMON PLEAS COURT

Clearance Rate

The Clearance Rate is the total number of outgoing cases as a percentage of the number of incoming cases. Clearance rate measures whether the court is keeping up with its incoming caseload. If cases are not disposed in a timely manner, a backlog of cases awaiting disposition will grow. A Clearance Rate of 100% indicates that at least as many cases have been filed, reopened, or reactivated in a period have been disposed.



Arrest to Disposition Timeline

Arrest to disposition timeline is a method to measure how felony cases flow through the Cuyahoga County Criminal Justice System. By capturing how long a case takes to move from stage to stage, we can examine where problems may exist and where potential improvements in case processing can be made.

The source data was extracted from the Cuyahoga County Court of Common Pleas Case Management System. The overall population of sample data was based on cases terminated in a given month excluding cases that have gone through diversion programs. A case is defined as a defendant and all charges involved in a single incident. The period for the extracted data is from August 2017.

The stages examined were:

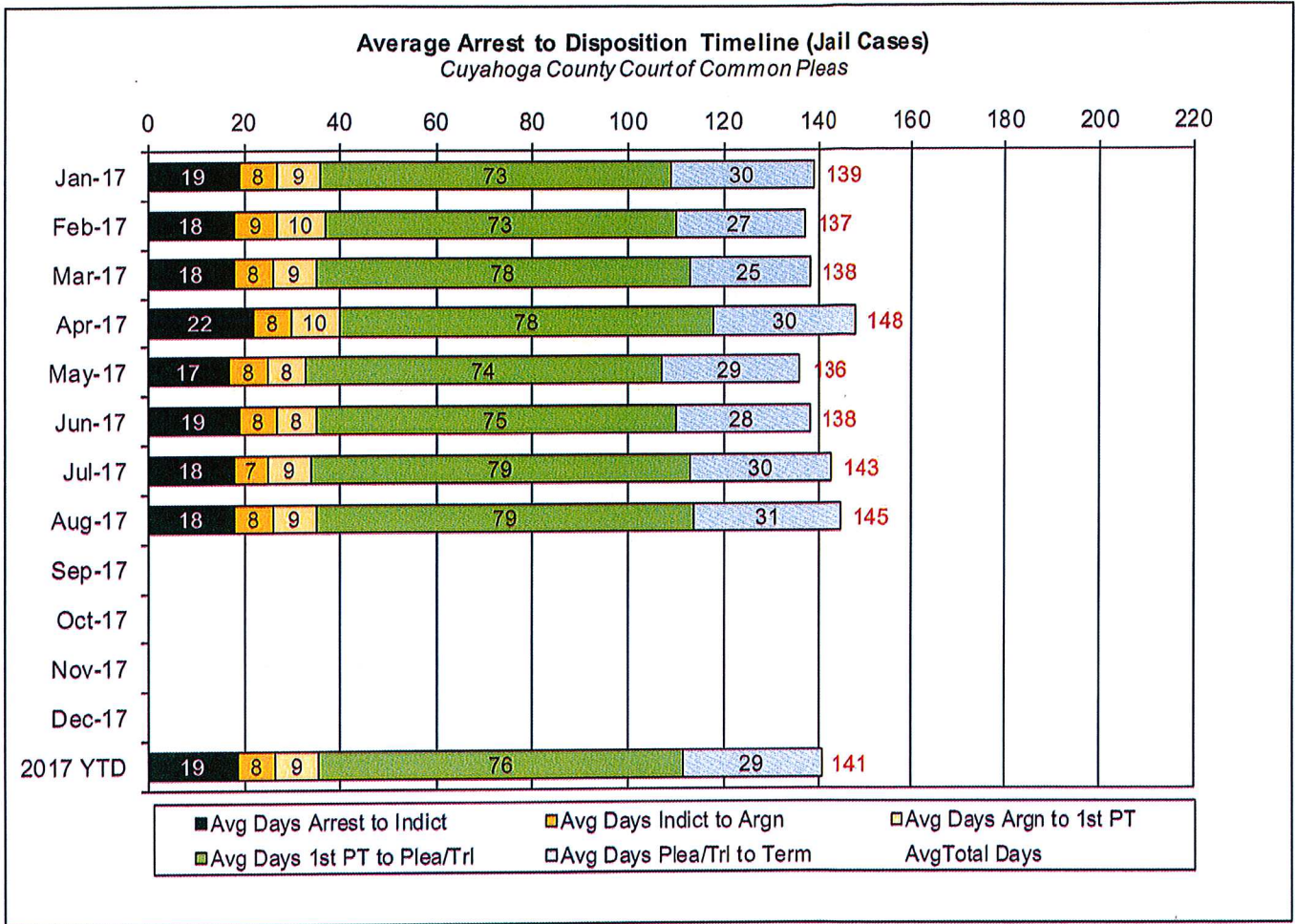
- Arrest to Indictment
- Indictment to Arraignment
- Arraignment to 1st Pre-Trial
- 1st Pre-Trial to Plea/Trial
- Plea/Trial to Termination

Due to the fact that each case may or may not have all of the stage date elements, a method to arrive at stage averages was applied. For a case to be included in the average for a stage there would need to be both dates for the given stage. A case would be included in the Arrest to Indictment stage if both arrest date and indictment date were available. This method was applied to each of the five stages. Next we calculated the total number of cases that met the date criteria for each of the ranges and also the total number of days between each date. To arrive at an average, the total number of days for each case in each range was calculated and divided by the total number of cases that met the date criteria. If a case had a time period or periods where the defendant was capiased or referred to the Psych Clinic, that amount of time was subtracted from the appropriate range. For re-indicted cases, the original arrest date is used.

The following three charts are for Jail, Non-Jail and combined Jail and Non-Jail cases. Jail and Non-Jail cases are defined by the posting of bond prior to plea or trial.

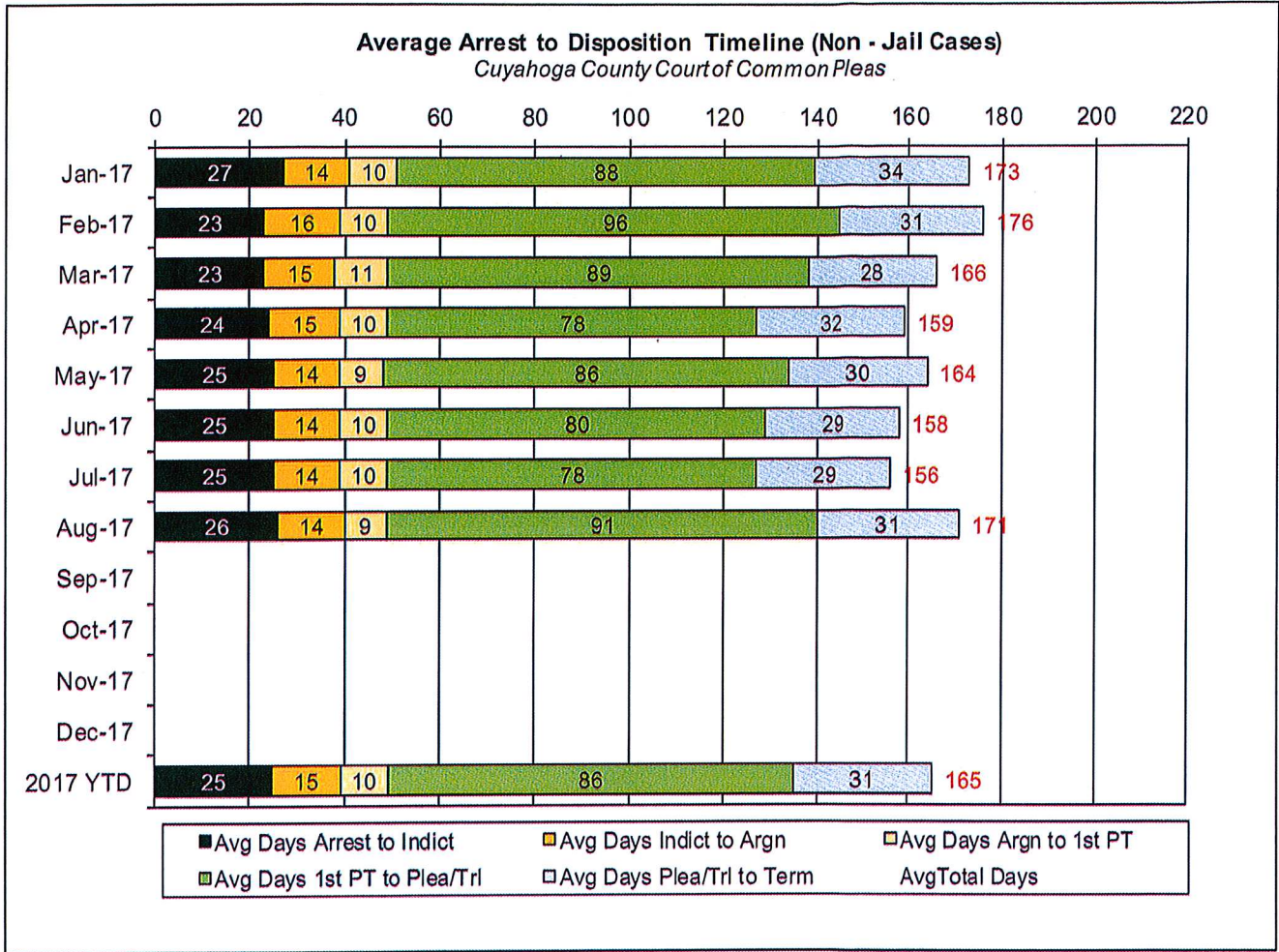
CUYAHOGA COUNTY COMMON PLEAS COURT

Average Arrest to Disposition Timeline (Jail Cases)



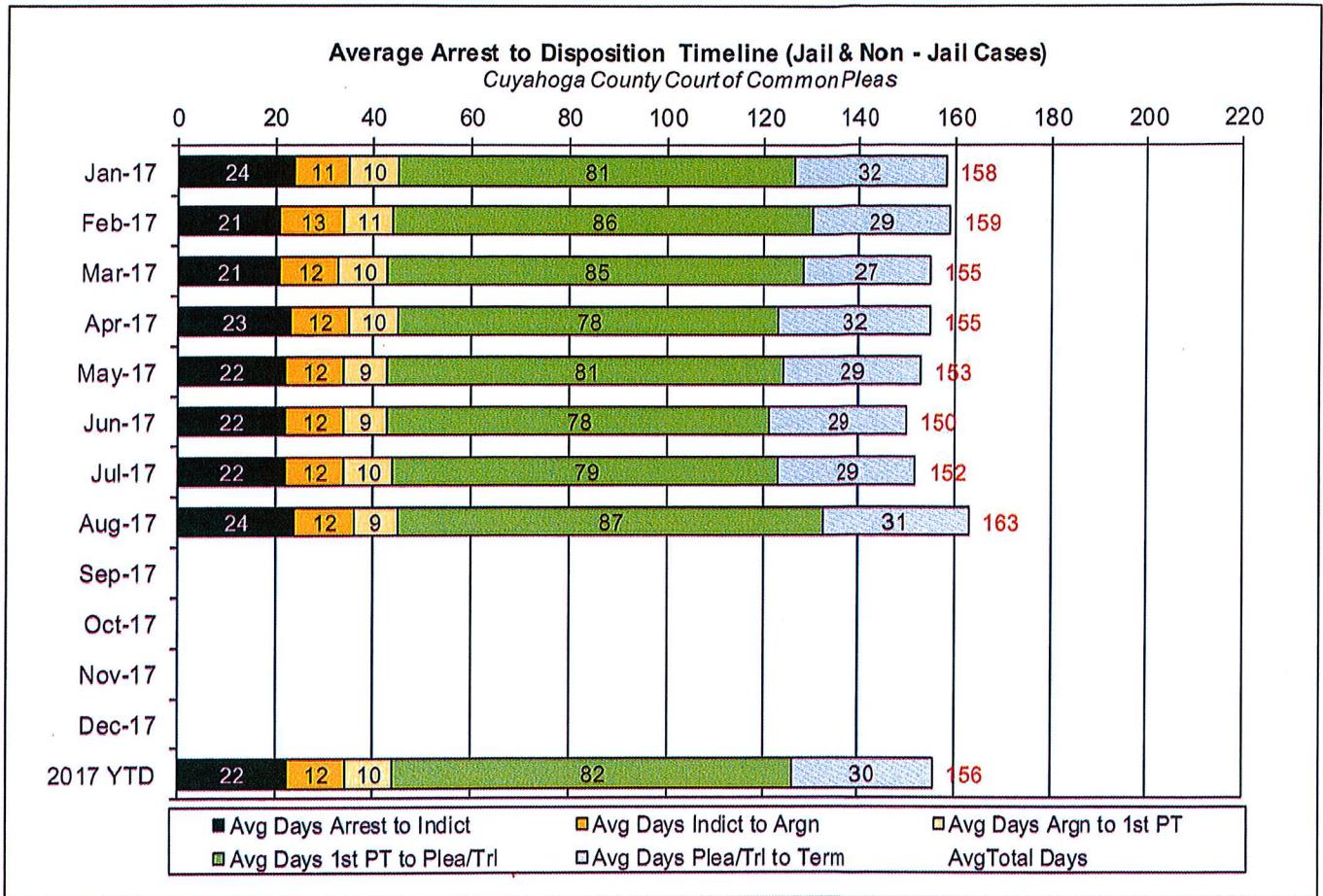
CUYAHOGA COUNTY COMMON PLEAS COURT

Average Arrest to Disposition Timeline (Non-Jail Cases)



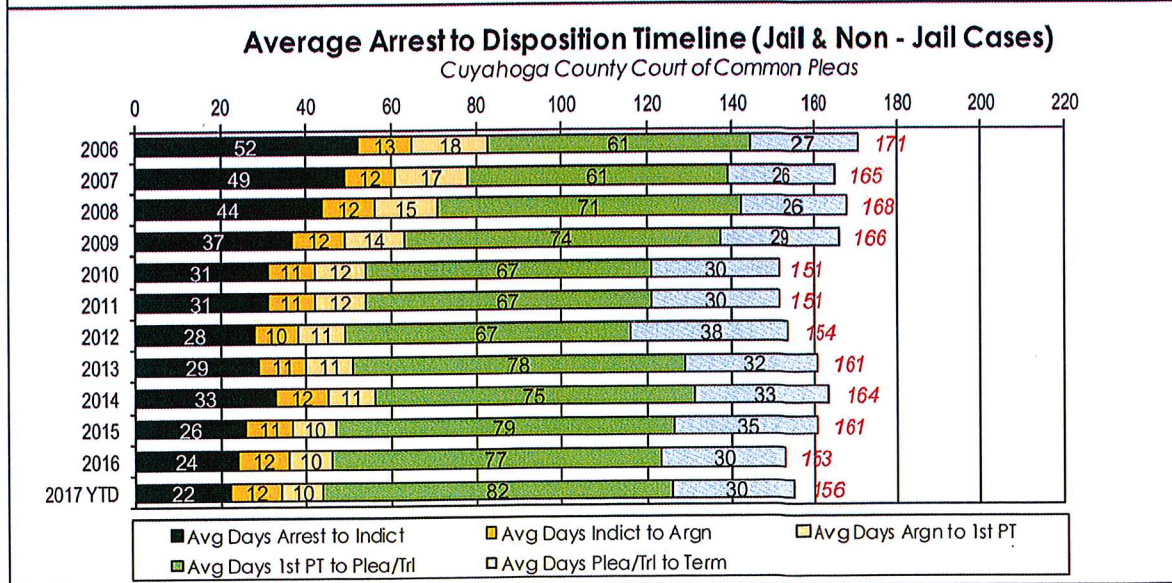
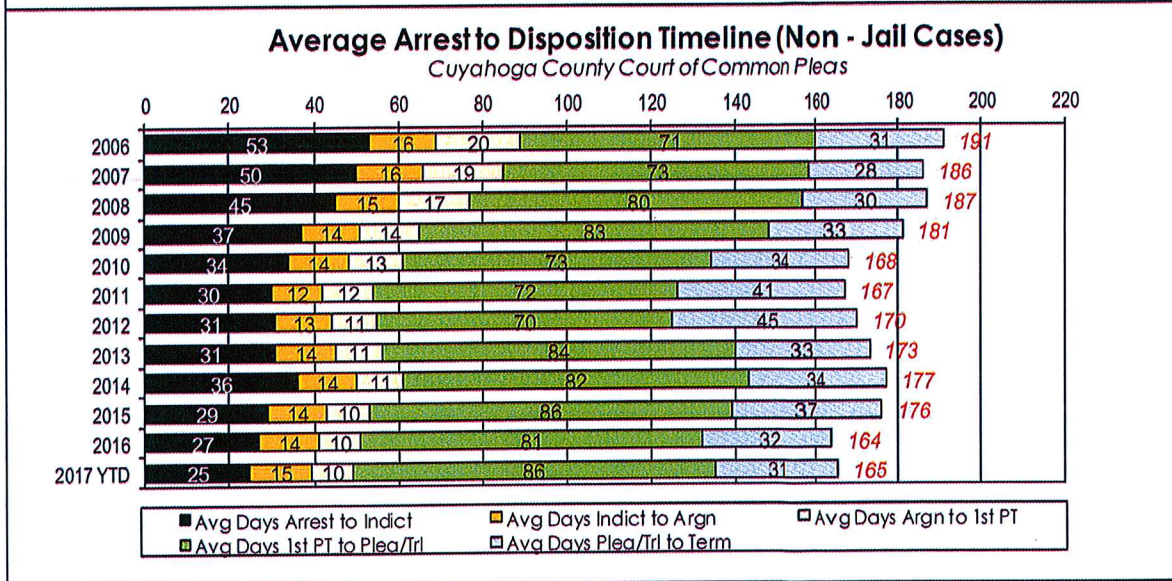
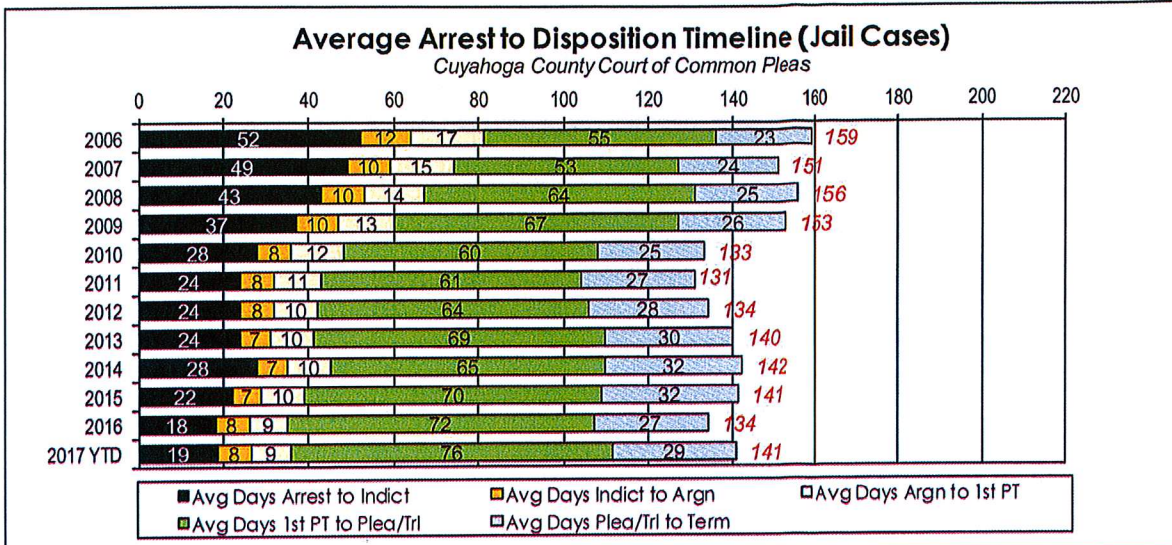
CUYAHOGA COUNTY COMMON PLEAS COURT

Average Arrest to Disposition Timeline (Jail and Non-Jail Cases)



CUYAHOGA COUNTY COMMON PLEAS COURT

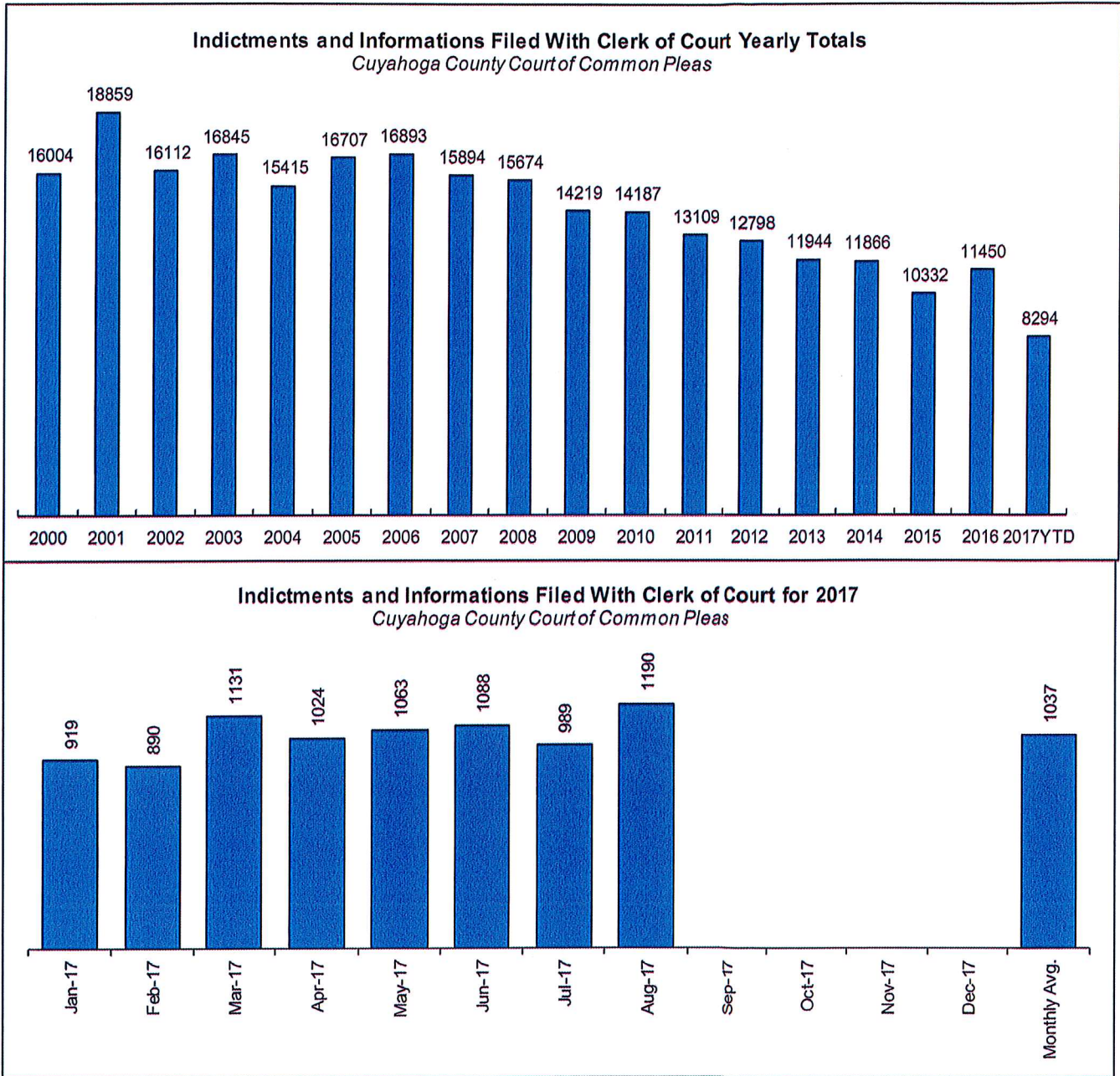
Yearly Average Arrest to Disposition Timeline



CUYAHOGA COUNTY COMMON PLEAS COURT

Indictments and Informations Filed With the Clerk of Courts

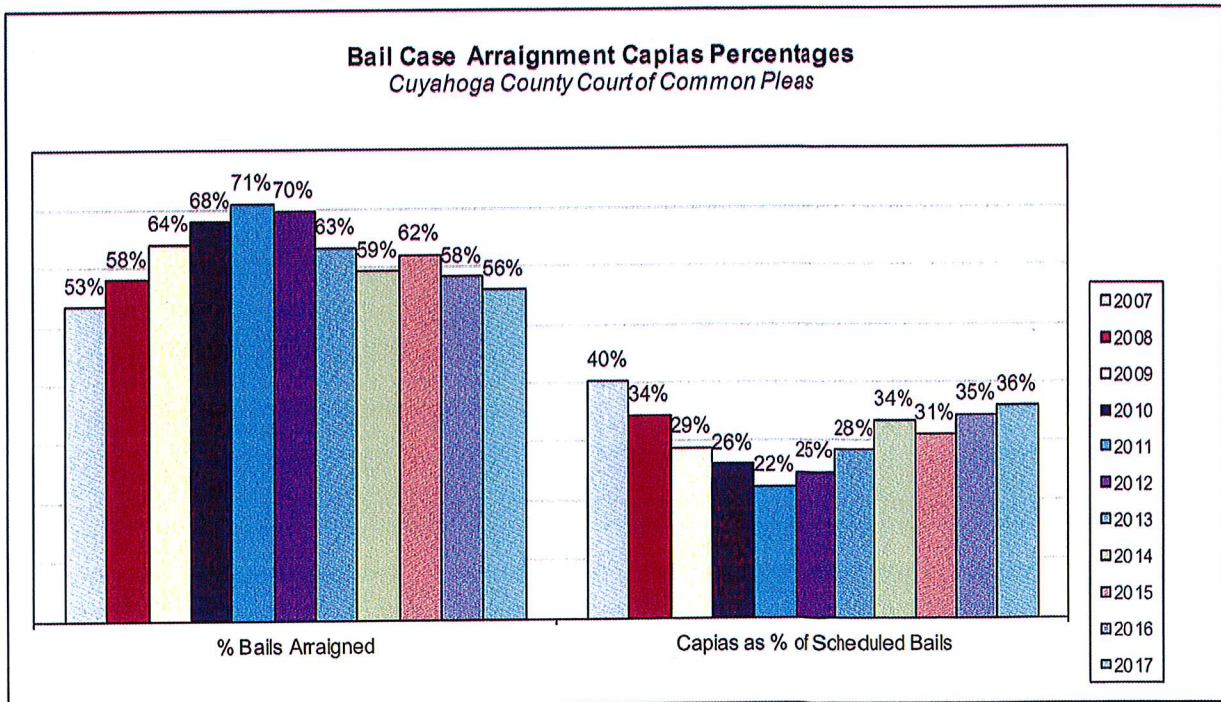
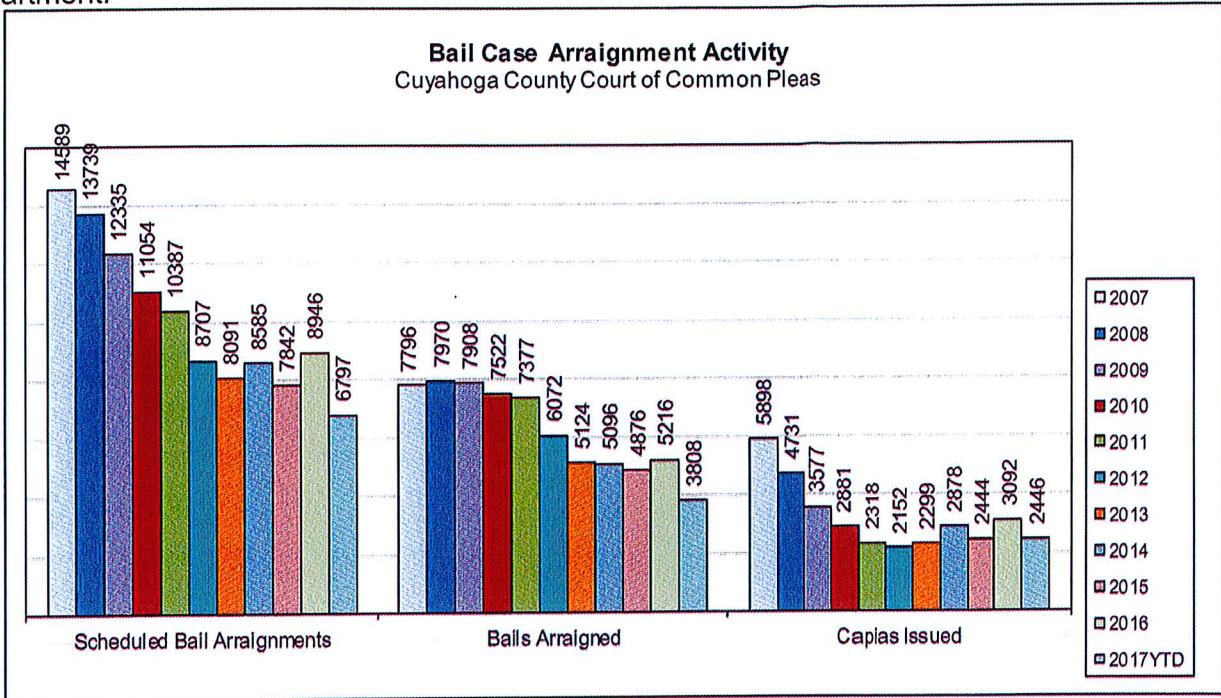
The following charts are reflective of Indictments and Informations filed with the Criminal Clerk of Courts from 2000. The source for this information was the Criminal Clerk's Office.



CUYAHOGA COUNTY COMMON PLEAS COURT

Bail Case Arraignment Activity

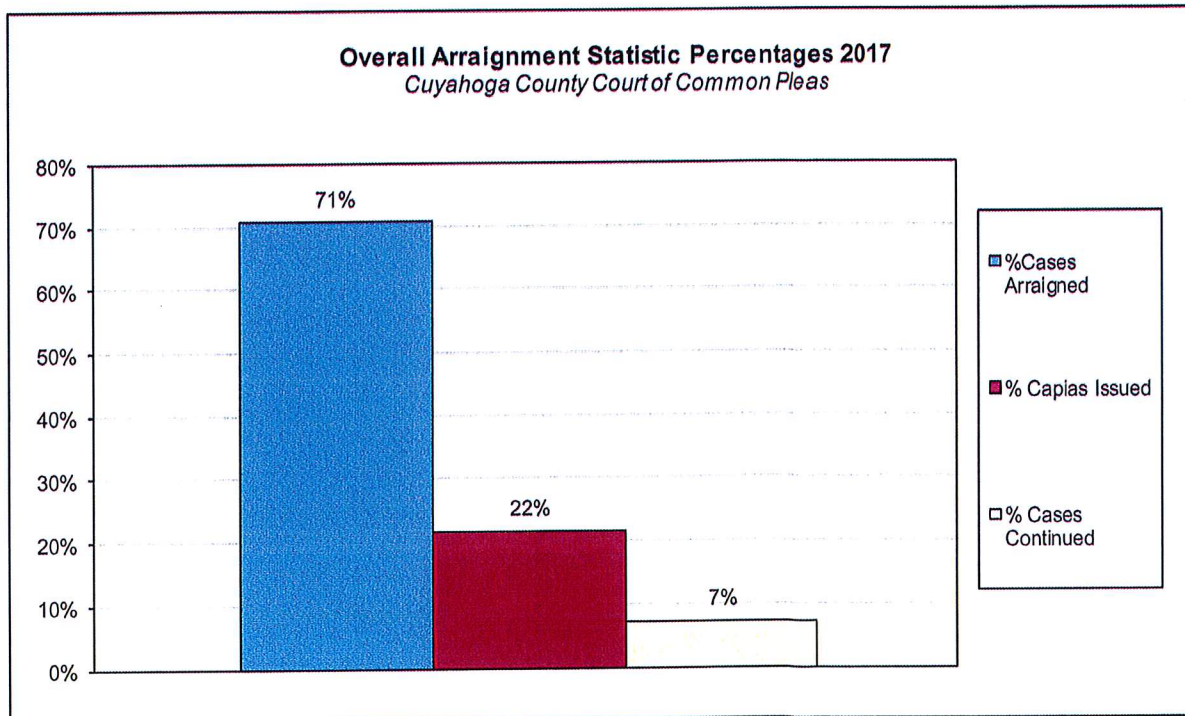
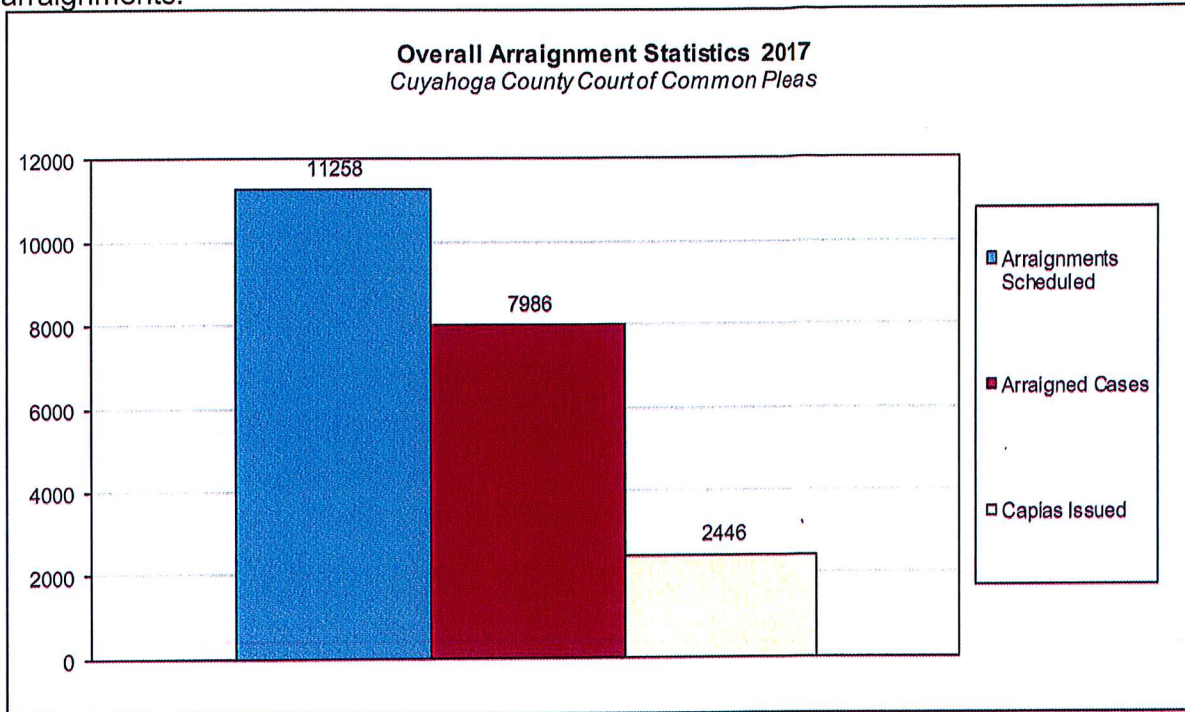
The following charts are reflective of arraignment activity where the defendant was not incarcerated at the time of arraignment. The source for this information was the Criminal Records Department.



CUYAHOGA COUNTY COMMON PLEAS COURT

Overall Arraignment Statistics

The arraignment statistics were provided by the Criminal Records Department. They are provided to give a representation of arraignment activity in the Court in 2017. These statistics include jail and non-jail arraignments.



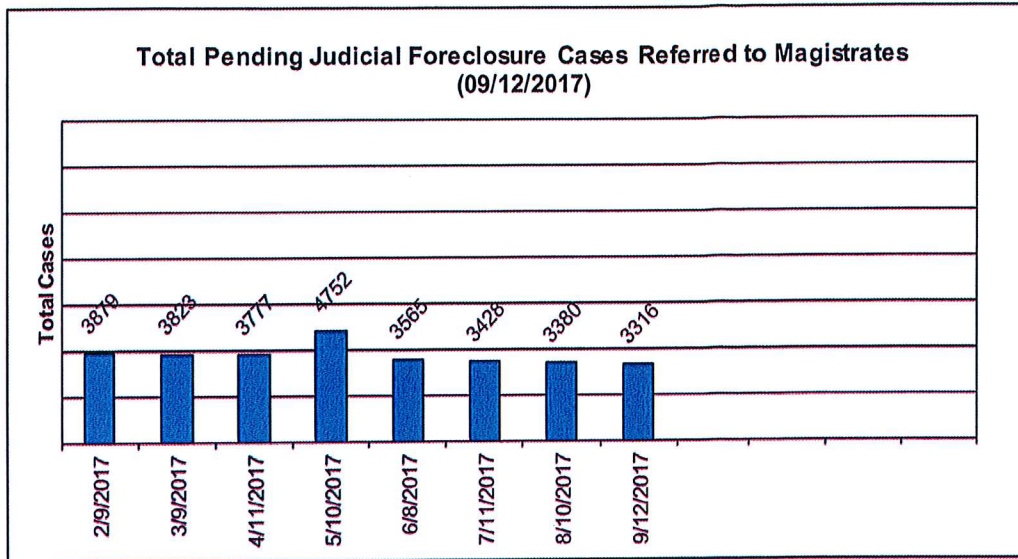
Judicial Foreclosure Statistics¹

¹ For clarification purposes, Foreclosure cases in this report are identified as Judicial Foreclosure filings (filing codes 1460 (Foreclosure Marsh. Of Lien), 1465(TaxLien), 1466 (Tax Certificate), 1470 (Quiet Title), and 1480 (Partition)). These cases are different from Board of Revision Foreclosures, which are not reported here.

CUYAHOGA COUNTY COMMON PLEAS COURT

Total Pending Judicial Foreclosure Cases Referred to Magistrates

The following chart is a display of the total number of pending Judicial Foreclosure cases referred to the Magistrates on specific dates. The table below shows the number of these cases pending from each year since 2000.




Year	As of:	2/9/2017	3/9/2017	4/11/2017	5/10/2017	6/8/2017	7/11/2017	8/10/2017	9/12/2017				
1992					1	1	1	1	1				
2000		0	0	0	0	0	0	0	0				
2001		0	0	0	0	0	0	0	0				
2002		0	0	0	0	0	0	0	0				
2003		1	1	0	0	0	0	0	0				
2004		0	0	0	0	0	0	0	0				
2005		0	0	0	0	0	0	0	0				
2006		0	1	0	0	0	0	0	0				
2007		1	3	1	1	1	1	1	1				
2008		1	1	1	1	1	1	1	1				
2009		2	2	2	2	2	3	3	3				
2010		3	4	3	3	1	0	0	0				
2011		7	4	5	4	5	5	5	4				
2012		7	7	7	7	9	5	4	3				
2013		16	13	11	11	12	12	8	5				
2014		74	66	62	59	53	49	43	38				
2015		367	317	265	223	191	157	134	112				
2016		2909	2508	2066	1739	1389	1148	928	748				
2017		491	896	1354	2701	1900	2046	2252	2400				

CUYAHOGA COUNTY COMMON PLEAS COURT

Total Pending Tax Lien & Certificate Cases Referred to Magistrates

The following chart is a display of the number of pending tax Judicial Foreclosure cases referred to the Magistrates on specific dates. The table below shows the number of pending tax Judicial Foreclosure cases in each year since 2000.




	As of:	2/9/2017	3/9/2017	4/11/2017	5/10/2017	6/8/2017	7/11/2017	8/10/2017	9/12/2017				
Year													
2000		0	0	0	0	0	0	0	0				
2001		0	0	0	0	0	0	0	0				
2002		0	0	0	0	0	0	0	0				
2003		0	0	0	0	0	0	0	0				
2004		0	0	0	0	0	0	0	0				
2005		0	0	0	0	0	0	0	0				
2006		0	0	0	0	0	0	0	0				
2007		0	0	0	0	0	0	0	0				
2008		0	0	0	0	0	0	0	0				
2009		0	0	0	0	0	1	1	1				
2010		1	1	1	1	1	0	0	0				
2011		2	1	1	0	0	0	0	0				
2012		0	0	0	1	1	0	0	1				
2013		3	3	1	2	2	3	3	2				
2014		17	14	15	15	14	13	8	7				
2015		83	73	60	46	38	28	18	15				
2016		584	484	381	310	230	184	147	124				
2017		62	110	213	275	333	325	414	510				
Total		752	686	672	650	619	554	591	660				

CUYAHOGA COUNTY COMMON PLEAS COURT

Percentage of Pending Judicial Foreclosure Cases By Filing Year

The following chart is a representation of the total number of pending Judicial Foreclosure cases by filing year expressed as a percentage on a specific date. The table below is the supporting data for this chart.

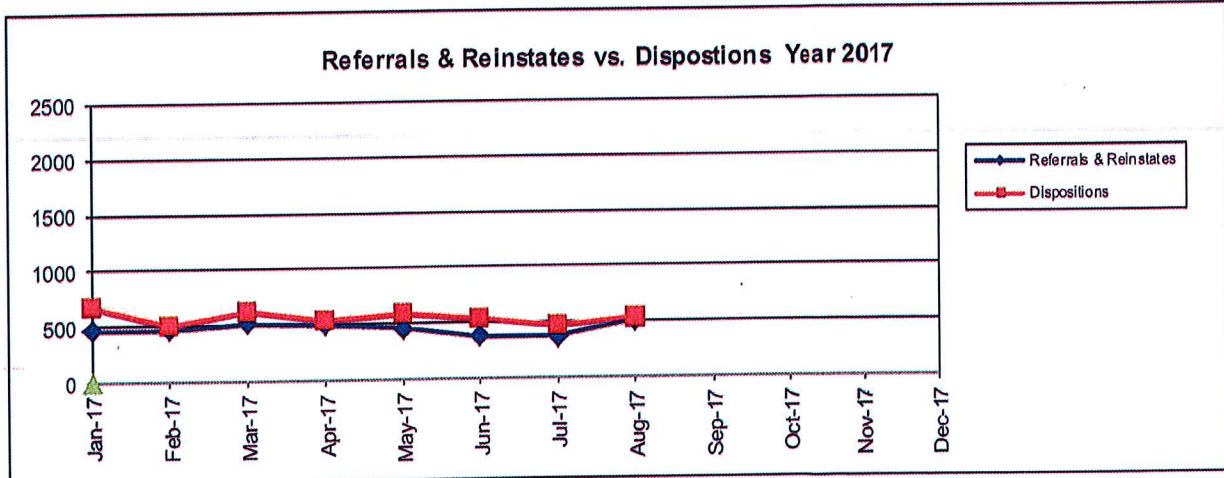



Year	As of:	9/12/2017	% of Total
1992		1	0.04%
2000		0	0.00%
2001		0	0.00%
2002		0	0.00%
2003		0	0.00%
2004		0	0.00%
2005		0	0.00%
2006		0	0.00%
2007		1	0.03%
2008		1	0.03%
2009		3	0.09%
2010		0	0.00%
2011		4	0.12%
2012		3	0.09%
2013		5	0.15%
2014		38	1.15%
2015		112	3.38%
2016		748	22.56%
2017		2400	72.38%

CUYAHOGA COUNTY COMMON PLEAS COURT

Judicial Foreclosure Clearance Rate Year 2017

The Clearance Rate is the number of outgoing cases as a percentage of the number of incoming cases. Clearance rate measures whether the court is keeping up with its incoming caseload. If cases are not disposed in a timely manner, a backlog of cases awaiting disposition will grow. A Clearance Rate of 100% indicates that at least as many cases as have been filed, reopened, or reactivated in a period have been disposed.

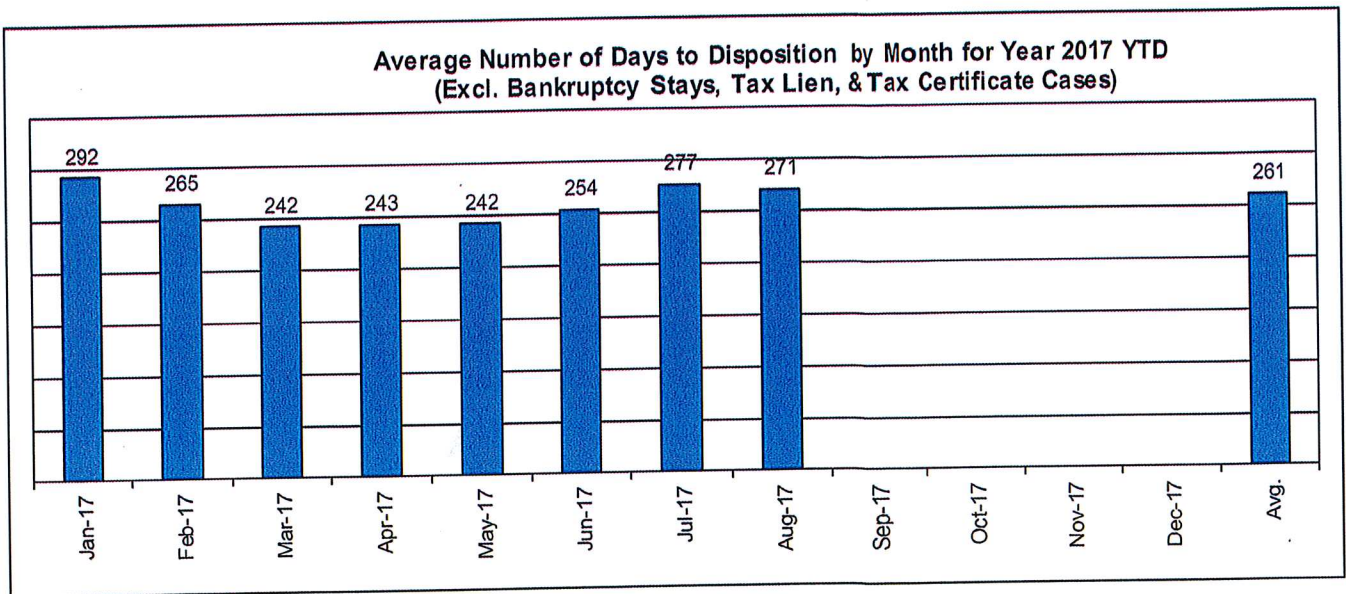
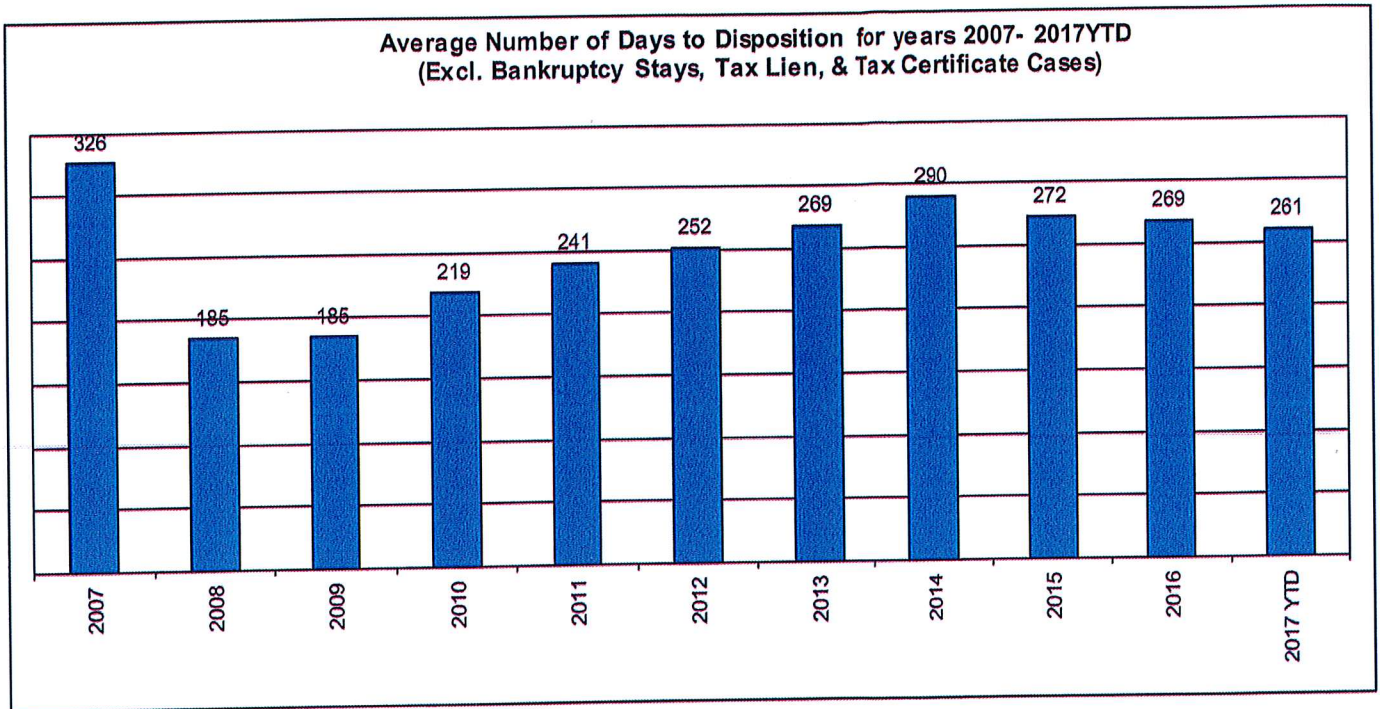


	Referrals & Reinstates	Dispositions	Clearance Rate
Jan-17	471	674	143%
Feb-17	466	513	110%
Mar-17	518	632	122%
Apr-17	499	538	108%
May-17	459	590	129%
Jun-17	380	535	141%
Jul-17	371	464	125%
Aug-17	509	541	106%
Sep-17			
Oct-17			
Nov-17			
Dec-17			
Avg	459	561	122%
Total	3673	4487	

CUYAHOGA COUNTY COMMON PLEAS COURT

Avg. Number of Days to Disp. (Excl. Bank. Stays & Tax Lien & Tax Cert.)

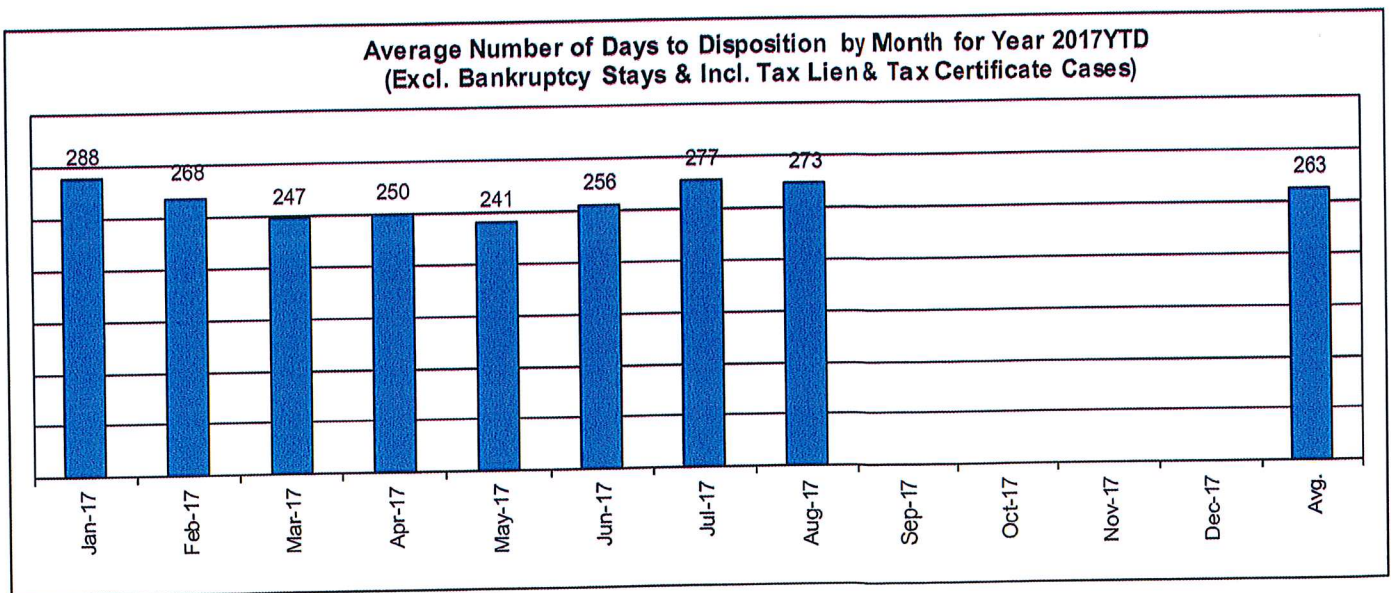
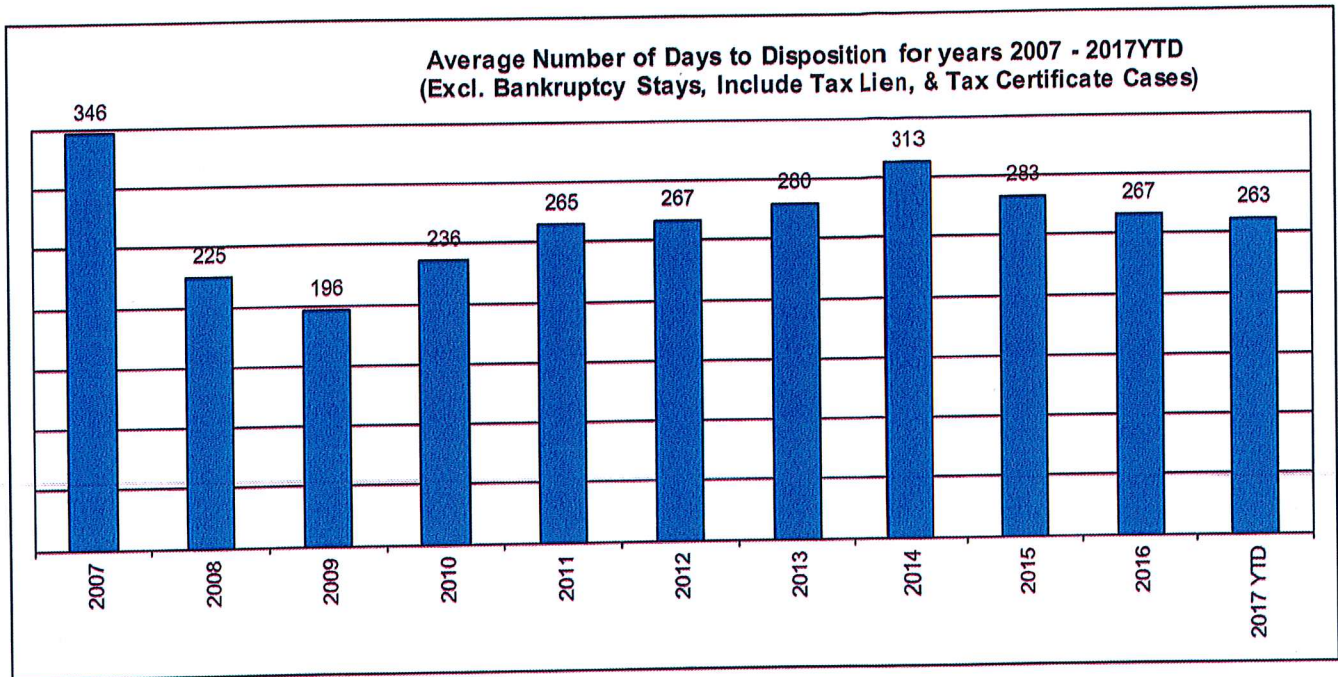
The average number of days to disposition is the number of days from filing to a final disposition entry being filed with the Clerk of Court. The data sample is based on all judicial foreclosure cases terminated by decree or dismissal (cases terminated by bankruptcy are not included) in a month. Each case is examined to determine the number of days between filing and termination with the periods that a case may have been in bankruptcy subtracted. Adding the total days of all of the cases minus bankruptcy periods and dividing by the total number of cases calculates the average. In the following chart, tax judicial foreclosure cases are excluded.



CUYAHOGA COUNTY COMMON PLEAS COURT

Avg. Number of Days to Disp. (Excl. Bank. Stays & Incl. Tax Lien & Tax Cert.)

The average number of days to disposition is the number of days from filing to a final disposition entry being filed with the Clerk of Court. The data sample is based on all Judicial Foreclosure cases terminated by decree or dismissal (cases terminated by bankruptcy are not included) in a month. Each case is examined to determine the number of days between filing and termination with the periods that a case may have been in bankruptcy subtracted. Adding the total days of all of the cases minus bankruptcy periods and dividing by the total number of cases calculates the average. In the following chart, all types of Judicial Foreclosure cases are included.

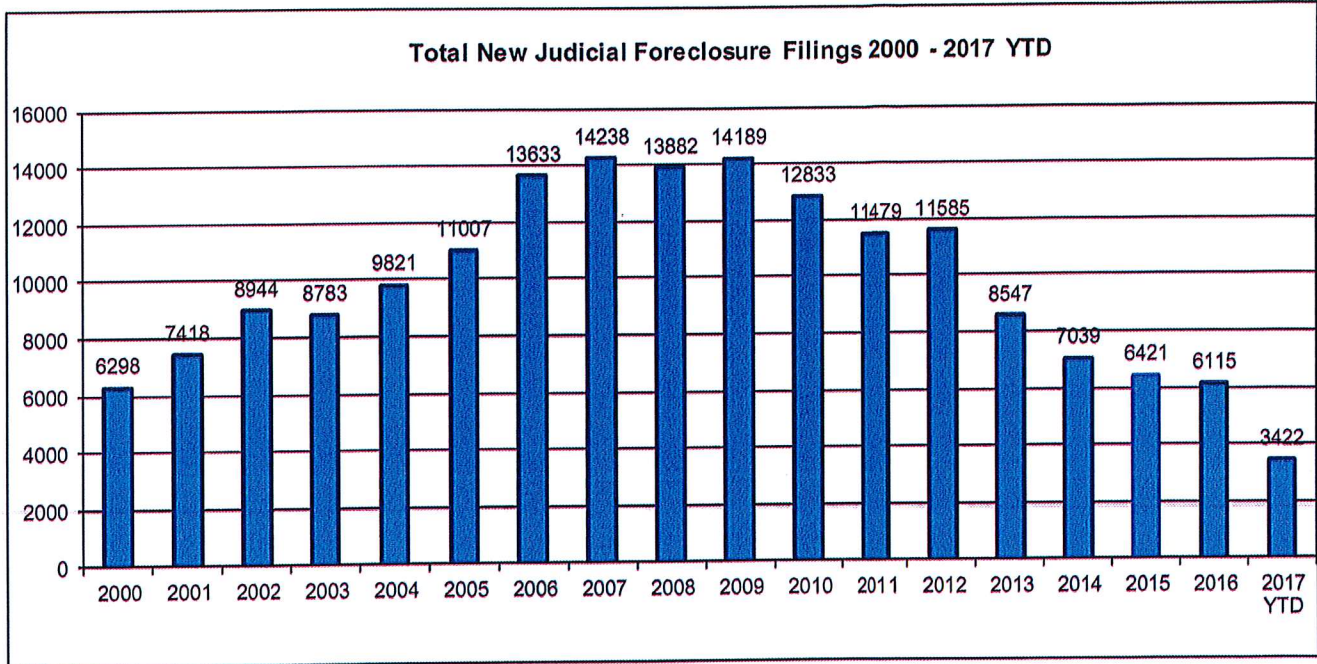


CUYAHOGA COUNTY COMMON PLEAS COURT

Total New Judicial Foreclosure Filings

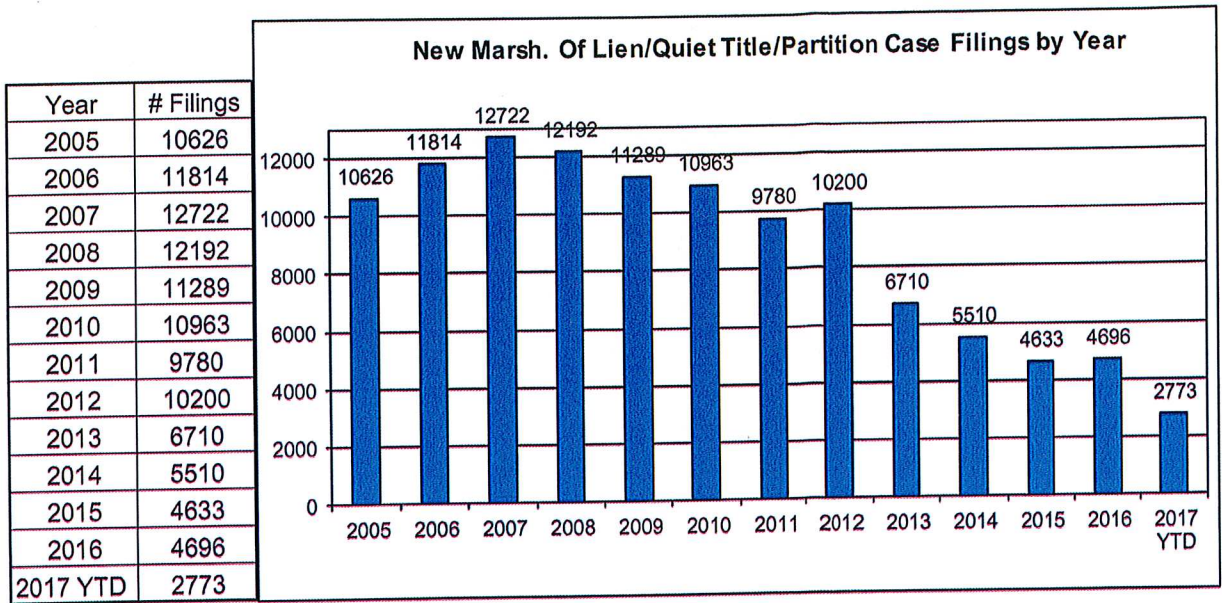
The following charts are provided as a historical view of new judicial foreclosure filings.

1. Total New Judicial Foreclosure Filings from 2000 – 2017 by year
2. Total New Marsh of Lien/Quiet Title/Partition Filings from 2005 – 2017 by month
3. Total New Tax Lien & Tax Certificate Filings for 2005 – 2017 by month
4. Total New Judicial Foreclosure Filings from 2005 – 2017 by month

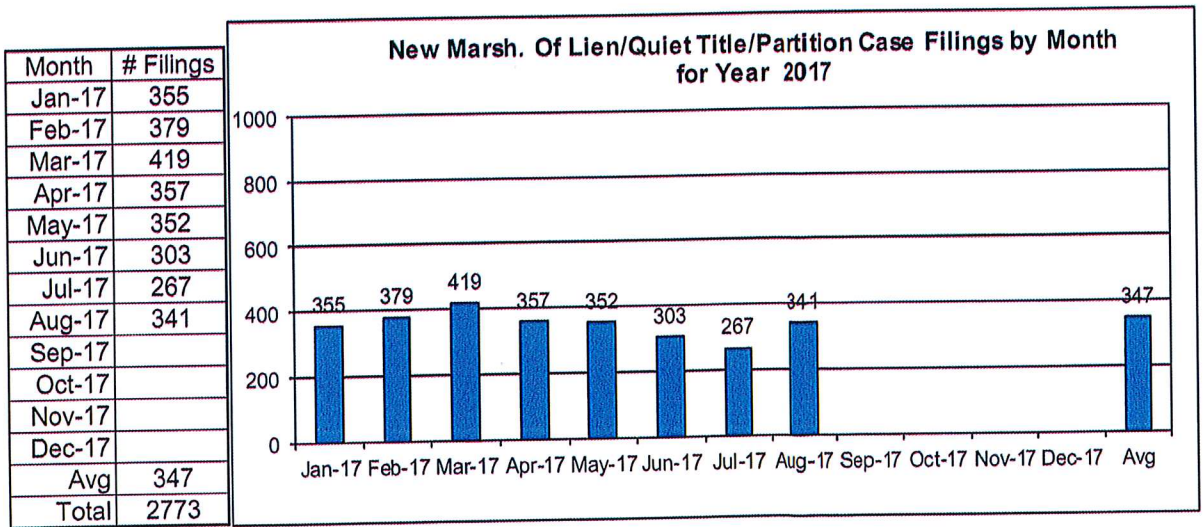


CUYAHOGA COUNTY COMMON PLEAS COURT

New Marsh of Lien/Quiet Title/Partition Case Filings for Years 2005 – 2017 YTD



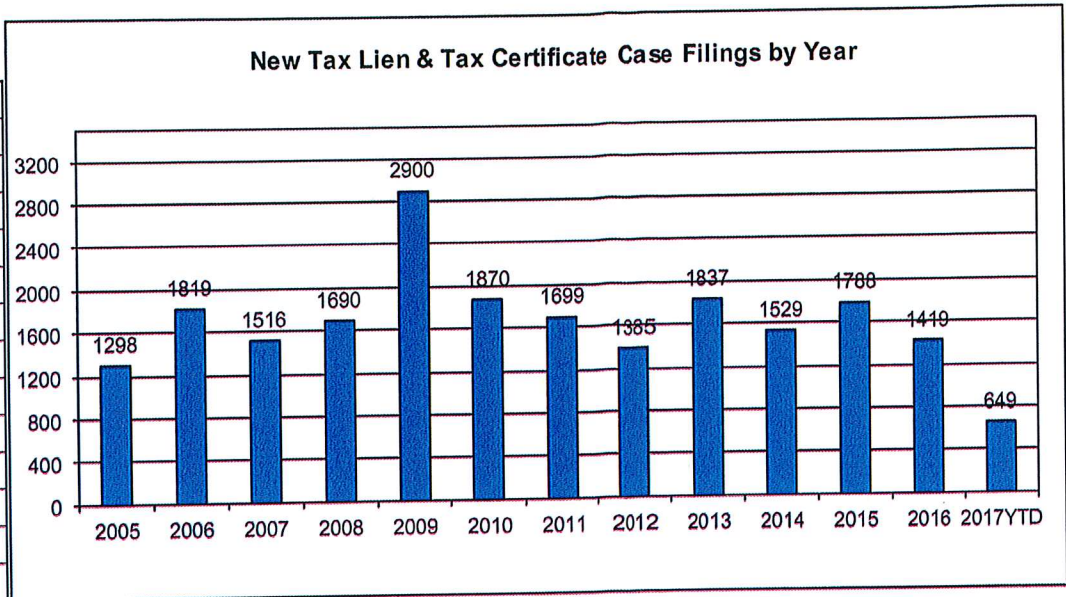
New Marsh of Lien/Quiet Title/Partition Case Filings by month for 2017 YTD



CUYAHOGA COUNTY COMMON PLEAS COURT

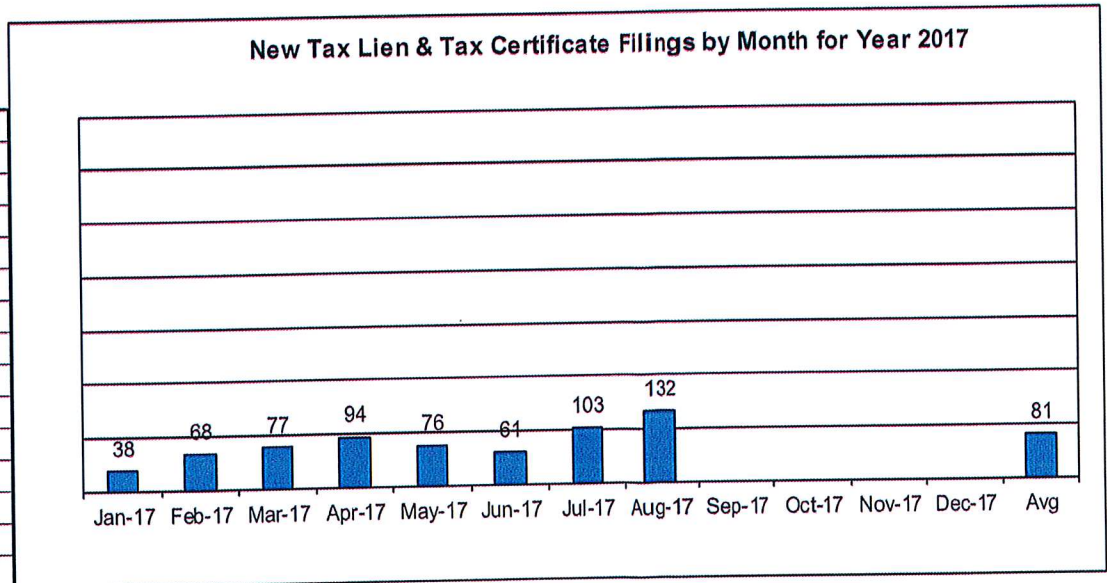
New Tax Lien & Certificate Filings for Years 2005 – 2017 YTD

Year	# Filings
2005	1298
2006	1819
2007	1516
2008	1690
2009	2900
2010	1870
2011	1699
2012	1385
2013	1837
2014	1529
2015	1788
2016	1419
2017YTD	649



New Tax Lien & Certificate Filings by Month for Year 2017 YTD

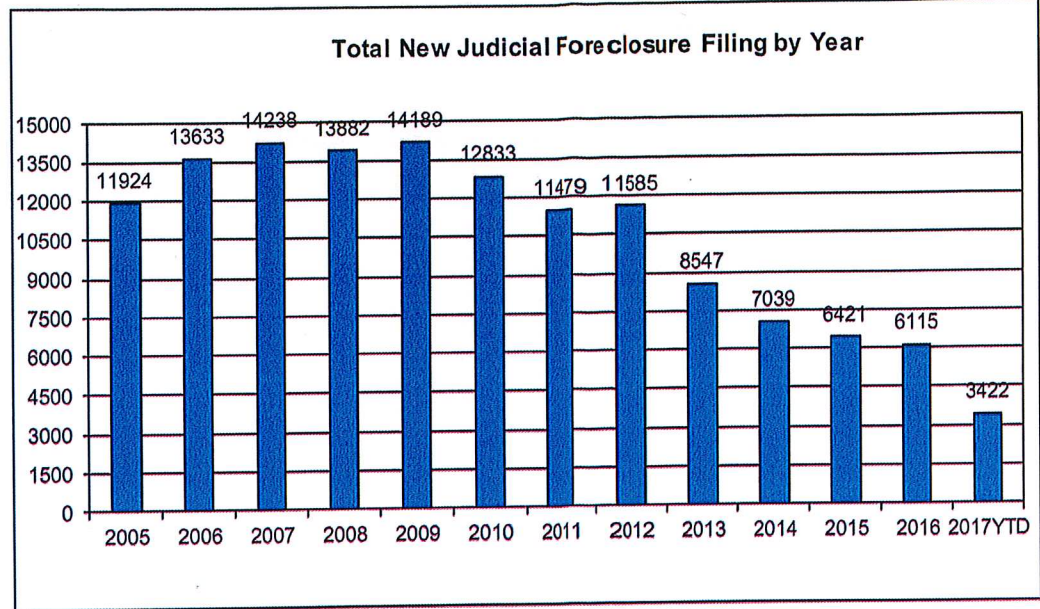
Month	# Filings
Jan-17	38
Feb-17	68
Mar-17	77
Apr-17	94
May-17	76
Jun-17	61
Jul-17	103
Aug-17	132
Sep-17	
Oct-17	
Nov-17	
Dec-17	
Avg	81
Total	649



CUYAHOGA COUNTY COMMON PLEAS COURT

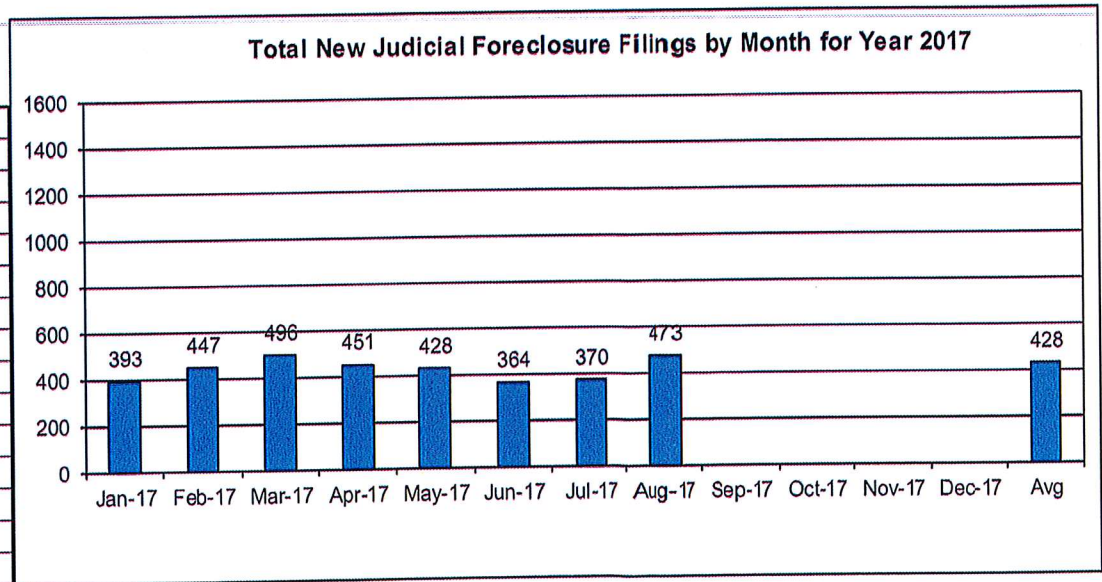
Total New Judicial Foreclosure Filings Years 2005 – 2017 YTD

Year	# Filings
2005	11924
2006	13633
2007	14238
2008	13882
2009	14189
2010	12833
2011	11479
2012	11585
2013	8547
2014	7039
2015	6421
2016	6115
2017 YTD	3422



Total New Judicial Foreclosure Filings by Month for Year 2017 YTD

Month	# Filings
Jan-17	393
Feb-17	447
Mar-17	496
Apr-17	451
May-17	428
Jun-17	364
Jul-17	370
Aug-17	473
Sep-17	
Oct-17	
Nov-17	
Dec-17	
Avg	428
Total	3422



Magistrate's Monthly Reports

The Magistrates' Monthly Report consists of 5 reports. Below is a description of each.

Magistrate's Monthly Supplemental Journal Entry Report (R415)

Retrieves total number of supplemental entries and Decrees of Confirmation of Sheriff's sale created during a specific period. A supplemental entry is any journal created by a magistrate, which does not close out a case. For example, any magistrate's order (MG) setting a hearing, any journal entry (JE) ruling on a motion, journals confirming Sheriff's sales, etc.).

Magistrate's Full Disposition Count by Magistrate Report (R413)

Retrieves total number of cases disposed of during a specific period. The dispositions are grouped by Magistrate and then broken down by the type of disposition (i. e. Default, Dismissed with Prejudice, Dismissed without Prejudice, etc.) This report can be printed three different ways. Including tax cases (Full Dispositions), excluding tax cases (Non-Tax Dispositions), and Tax cases only (Tax Dispositions).

Magistrate's Monthly Cases Referred/Reinstated Report (R418)

Retrieves newly filed cases referred to the Magistrates Dept. and cases previously disposed by the Magistrates Dept. that are reinstated and re-referred to the magistrates. The cases are separated by Tax (filing code 1465; Tax Judicial Foreclosure & 1466; Tax Certificate Judicial Foreclosure) and Non-Tax (1460; Judicial Foreclosure Marsh. Of Lien, 1480; Partition, 1470; Quiet Title, misc. (i. e. 1391; Contract Other, etc.).

Magistrate's Monthly Hearing Totals Report (R3146)

Retrieves total number of hearings held during one month. The hearings are grouped by Magistrate and then broken down by what type hearing was held (i. e. Default, Pretrial, etc.).

Magistrate's Monthly Case Load Report (R3147)

Retrieves individual caseload totals for individual magistrates during a specific period. The cases are grouped by magistrate and then broken down by case type (i. e. tax judicial foreclosure, tax certificate judicial foreclosure and non-tax judicial foreclosure).

CUYAHOGA COUNTY COURT OF COMMON PLEAS

DATE: 09/12/2017
TIME: 8:51 AM

OFFICE OF THE MAGISTRATES
MAGISTRATE'S MONTHLY SUPPLEMENTALS BY CASE
REPORTING PERIOD: AUGUST 2017

PAGE: 1
CMSR415D

SUPPLEMENTALS

AUGUSTYN	157
BAKER	243
BUCHA	218
DAY	264
DYKE	234
GONZALEZ	223
HIPPLEY	192
JACKSON	141
KLEIN	308
LUCAS	211
VOZAR	255
WEISS	248
UNACCOUNTED FOR	0

TOTAL 2694

CONFIRMATIONS

TOTAL 4

CUYAHOGA COUNTY COURT OF COMMON PLEAS
OFFICE OF THE MAGISTRATES
Full Disposition Count by Magistrate
REPORTING PERIOD: FROM 08/01/2017 TO 08/31/2017

DATE: 09/12/2017
 TIME: 8:52 AM

PAGE: 1
 CMSR413

MagID	Dispose Type	Tax Cert.	Tax Treas.	Total
KCA	Bank	0	0	1
	Def	0	0	15
	Dism	1	0	15
	Ref. Vacate	0	0	0
	Court Trial	0	0	0
	Other	0	5	9
	MAG'S TOTAL		1	5

GDB	Bank	0	0	0
	Def	0	0	19
	Dism	0	0	13
	Ref. Vacate	0	0	0
	Court Trial	0	0	0
	Other	1	3	10
	MAG'S TOTAL		1	3

SMB	Bank	0	0	1
	Def	1	0	9
	Dism	0	1	12
	Ref. Vacate	0	0	0
	Court Trial	0	0	0
	Other	0	2	4
	MAG'S TOTAL		1	3

CED	Bank	0	0	3
	Def	0	0	8
	Dism	0	1	18
	Ref. Vacate	0	0	0
	Court Trial	0	0	0
	Other	1	3	5
	MAG'S TOTAL		1	4

JTD	Bank	0	0	3
	Def	0	0	19
	Dism	1	1	17
	Ref. Vacate	0	0	0
	Court Trial	0	0	0
	Other	0	7	9
	MAG'S TOTAL		1	8

TG	Bank	0	1	3
	Def	1	0	24
	Dism	0	2	17
	Ref. Vacate	0	0	0
	Court Trial	0	0	0
	Other	0	4	11
	MAG'S TOTAL		1	7

KH	Bank	1	0	5
	Def	2	1	23
	Dism	2	2	22
	Ref. Vacate	0	0	0
	Court Trial	0	0	0
	Other	0	1	9
	MAG'S TOTAL		5	4

ARJ	Bank	0	1	4
	Def	1	0	14
	Dism	1	0	12

Decrees	323
Defaults	208
Other	115
Court Trial	0
Dismissals	190
Bankruptcy	28
Ref. Vacated	0
Grand Total	541

CUYAHOGA COUNTY COURT OF COMMON PLEAS

OFFICE OF THE MAGISTRATES

Full Disposition Count by Magistrate

REPORTING PERIOD: FROM 08/01/2017 TO 08/31/2017

DATE: 09/12/2017
 TIME: 8:52 AM

PAGE: 2
 CMSR413

MagID	Dispose Type	Tax Cert.	Tax Treas.	Total
	Ref. Vacate	0	0	0
	Court Trial	0	0	0
	Other	0	6	11
	<u>MAG'S TOTAL</u>	2	7	<u>41</u>
<hr/>				
MK				
	Bank	1	0	3
	Def	0	0	17
	Dism	0	0	20
	Ref. Vacate	0	0	0
	Court Trial	0	0	0
	Other	0	6	11
	<u>MAG'S TOTAL</u>	1	6	<u>51</u>
<hr/>				
PL				
	Bank	0	0	4
	Def	0	0	21
	Dism	0	1	13
	Ref. Vacate	0	0	0
	Court Trial	0	0	0
	Other	0	4	7
	<u>MAG'S TOTAL</u>	0	5	<u>45</u>
<hr/>				
TJV				
	Bank	0	1	1
	Def	2	0	21
	Dism	2	0	20
	Ref. Vacate	0	0	0
	Court Trial	0	0	0
	Other	0	6	13
	<u>MAG'S TOTAL</u>	4	7	<u>55</u>
<hr/>				
CW				
	Bank	0	0	0
	Def	2	0	18
	Dism	0	0	11
	Ref. Vacate	0	0	0
	Court Trial	0	0	0
	Other	0	9	16
	<u>MAG'S TOTAL</u>	2	9	<u>45</u>

CUYAHOGA COUNTY COURT OF COMMON PLEAS

DATE: 09/12/2017
 TIME: 08:52 AM

OFFICE OF THE MAGISTRATES
 MAGISTRATE'S MONTHLY REF/REIN CASES
 FROM 08/01/2017 TO 08/31/2017

CMSR418

MAGISTRATE	NEW REFERRALS				REINSTATED			
	Tax Treas.	Tax Cert.	Non-Tax	Total	Tax Treas.	Tax Cert.	Non-Tax	Total
<u>AUGUSTYN/KEVIN/C</u>	7	0	24	31	0	0	2	2
<u>BAKER/GAIL/D</u>	11	0	28	39	0	0	0	0
<u>BUCHA/STEPHEN/M</u>	9	0	16	25	0	0	0	0
<u>DAY/CHRISTOPHERE/E</u>	9	0	34	43	0	0	3	3
<u>DYKE/JOHN/T</u>	18	0	35	53	0	2	2	4
<u>GONZALEZ/TRACEY/I</u>	17	0	29	46	0	0	1	1
<u>HIPPLEY/KEVIN/I</u>	10	0	35	45	0	0	1	1
<u>JACKSON/AMY/R</u>	12	0	26	38	0	0	2	2
<u>KLEIN/MONICA/I</u>	9	0	34	43	0	1	1	2
<u>LUCAS/PAUL/I</u>	8	0	33	41	0	1	0	1
<u>VOZAR/THOMAS/J</u>	20	0	20	40	0	1	2	3
<u>WEISS/CAROL/I</u>	9	0	37	46	0	0	0	0
<u>TOTAL</u>	139	0	351	490	0	5	14	19
<u>COMBINED TOTAL</u>	509							

CUYAHOGA COUNTY COURT OF COMMON PLEAS

OFFICE OF THE MAGISTRATES

MAG MONTHLY HEARING TOTALS

Reporting Period: August 2017

DATE: 09/12/2017
TIME: 08:52 AM

Monthly Hearing Total 533

AUGUSTYN	
Default Hearings	23
Tax Hearings	4
Pretrials	18
<hr/>	
TOTAL:	45
BAKER	
Default Hearings	44
Tax Hearings	11
Pretrials	7
<hr/>	
TOTAL:	62
BUCHA	
Default Hearings	28
Tax Hearings	6
Pretrials	14
<hr/>	
TOTAL:	48
DAY	
Default Hearings	21
Tax Hearings	5
Pretrials	2
<hr/>	
TOTAL:	28
DYKE	
Default Hearings	22
Tax Hearings	3
Pretrials	2
<hr/>	
TOTAL:	27
GONZALEZ	
Default Hearings	25
Tax Hearings	12
Pretrials	2
<hr/>	
TOTAL:	39
HIPPLEY	
Default Hearings	31
Tax Hearings	6
Pretrials	1
<hr/>	
TOTAL:	38
JACKSON	
Default Hearings	26
Tax Hearings	6
Pretrials	15
<hr/>	
TOTAL:	47
KLEIN	
Default Hearings	36
Tax Hearings	5
Pretrials	7
<hr/>	
TOTAL:	48
LUCAS	
Default Hearings	30
Tax Hearings	8
Pretrials	7
<hr/>	

CUYAHOGA COUNTY COURT OF COMMON PLEAS

OFFICE OF THE MAGISTRATES

MAG MONTHLY HEARING TOTALS

Reporting Period: August 2017

DATE: 09/12/2017
TIME: 08:52 AM

PAGE: 2
CMSR3146

TOTAL:	45
VOZAR	
Default Hearings	38
Tax Hearings	11
Pretrials	11
<hr/>	
TOTAL:	60
WEISS	
Default Hearings	40
Tax Hearings	5
Pretrials	1
<hr/>	
TOTAL:	46

CUYAHOGA COUNTY COURT OF COMMON PLEAS

DATE: 09/12/2017
 TIME: 8:53 AM

Office of the Magistrates
 Magistrate's Monthly Case Load
 MONTH: AUGUST 2017

PAGE: 1
 CMSR3147

Magistrate Name	Non Tax Total	Tax Cert.	Tax Treas.	Total Tax	Total Cases
AUGUSTYN	123	3	22	25	148
BAKER	201	4	55	59	260
BUCHA	114	6	35	41	155
DAY	152	1	29	30	182
DYKE	153	5	42	47	200
GONZALEZ	177	5	63	68	245
HIPPLEY	229	5	38	43	272
JACKSON	218	8	54	62	280
KLEIN	211	7	39	46	257
LUCAS	227	7	64	71	298
VOZAR	244	2	80	82	326
WEISS	217	6	42	48	265
Non Tax Total:	2266	Cert.Tax Total: 59	Tax Treas. Total: 563	Total Tax: 622	Total Cases: 2888

Report CMSR1062 - Judicial Foreclosure Statistics by Judge

Report CMSR1062 provides a list of judicial foreclosure case activity for each Judge. The report identifies how many cases were pending at the beginning of the period. The new cases filed and cases that were transferred in or reactivated are added to the number pending at the beginning of the period. It then shows the type and number of terminations for the period. The total terminations are subtracted from the total pending which provides the pending at the end of the period.

CUYAHOGA COUNTY COURT OF COMMON PLEAS

DATE: 09/12/2017
TIME: 08:47 AM

Foreclosure Statistics by Judge
Reporting Period: August 2017

PAGE: 1
CMSR1062

Judge

AMBROSE, DICK							
Pending at Beg of Period	57	New Cases Filed	12	Cases Transferred In / Reactivated	5		Total
							74
Terminations							
Bankruptcy	3	Default	2	RefVacated	0	Court Trial	0
						Dismiss	3
						Other	1
							Total
							9
							Total Pending at End of Period
							65

BARKER, PAMELA A							
Pending at Beg of Period	105	New Cases Filed	9	Cases Transferred In / Reactivated	4		Total
							118
Terminations							
Bankruptcy	1	Default	4	RefVacated	0	Court Trial	0
						Dismiss	2
						Other	3
							Total
							10
							Total Pending at End of Period
							108

BURNSIDE, JANET R							
Pending at Beg of Period	105	New Cases Filed	15	Cases Transferred In / Reactivated	2		Total
							122
Terminations							
Bankruptcy	4	Default	4	RefVacated	0	Court Trial	0
						Dismiss	6
						Other	9
							Total
							23
							Total Pending at End of Period
							99

CALABRESE, DEENA R							
Pending at Beg of Period	90	New Cases Filed	11	Cases Transferred In / Reactivated	2		Total
							103
Terminations							
Bankruptcy	1	Default	6	RefVacated	0	Court Trial	0
						Dismiss	5
						Other	5
							Total
							17
							Total Pending at End of Period
							86

CLANCY, MAUREEN							
Pending at Beg of Period	87	New Cases Filed	17	Cases Transferred In / Reactivated	5		Total
							109
Terminations							
Bankruptcy	2	Default	10	RefVacated	0	Court Trial	0
						Dismiss	3
						Other	7
							Total
							22
							Total Pending at End of Period
							87

COLLIER-WILLIAMS, CASSANDRA							
Pending at Beg of Period	82	New Cases Filed	17	Cases Transferred In / Reactivated	2		Total
							101
Terminations							
Bankruptcy	0	Default	6	RefVacated	0	Court Trial	0
						Dismiss	2
						Other	8
							Total
							16
							Total Pending at End of Period
							85

CORRIGAN, BRIAN J							
Pending at Beg of Period	79	New Cases Filed	11	Cases Transferred In / Reactivated	3		Total
							93
Terminations							
Bankruptcy	0	Default	9	RefVacated	0	Court Trial	0
						Dismiss	5
						Other	6
							Total
							20
							Total Pending at End of Period
							73

CORRIGAN, PETER J

CUYAHOGA COUNTY COURT OF COMMON PLEAS

DATE: 09/12/2017
 TIME: 08:47 AM

Foreclosure Statistics by Judge
 Reporting Period: August 2017

PAGE: 2
 CMSR1062

Judge

	Pending at Beg of Period		New Cases Filed		Cases Transferred In / Reactivated		Total
	77		14		3		94
Terminations							
	Bankruptcy	Default	RefVacated	Court Trial	Dismiss	Other	Total
	1	10	0	0	9	10	30
	Total Pending at End of Period						64

DONNELLY, MICHAEL P

	Pending at Beg of Period		New Cases Filed		Cases Transferred In / Reactivated		Total
	92		15		2		109
Terminations							
	Bankruptcy	Default	RefVacated	Court Trial	Dismiss	Other	Total
	0	9	0	0	8	4	21
	Total Pending at End of Period						88

FRIEDLAND, CAROLYN B

	Pending at Beg of Period		New Cases Filed		Cases Transferred In / Reactivated		Total
	103		13		6		122
Terminations							
	Bankruptcy	Default	RefVacated	Court Trial	Dismiss	Other	Total
	2	6	0	0	10	10	28
	Total Pending at End of Period						94

FRIEDMAN, STUART A

	Pending at Beg of Period		New Cases Filed		Cases Transferred In / Reactivated		Total
	84		14		4		102
Terminations							
	Bankruptcy	Default	RefVacated	Court Trial	Dismiss	Other	Total
	2	5	0	0	1	7	15
	Total Pending at End of Period						87

FUERST, NANCY A

	Pending at Beg of Period		New Cases Filed		Cases Transferred In / Reactivated		Total
	111		19		4		134
Terminations							
	Bankruptcy	Default	RefVacated	Court Trial	Dismiss	Other	Total
	0	5	0	0	8	8	21
	Total Pending at End of Period						113

GALL, STEVEN E

	Pending at Beg of Period		New Cases Filed		Cases Transferred In / Reactivated		Total
	101		15		2		118
Terminations							
	Bankruptcy	Default	RefVacated	Court Trial	Dismiss	Other	Total
	0	9	0	0	5	11	25
	Total Pending at End of Period						93

GALLAGHER, HOLLIE L

	Pending at Beg of Period		New Cases Filed		Cases Transferred In / Reactivated		Total
	61		15		10		86
Terminations							
	Bankruptcy	Default	RefVacated	Court Trial	Dismiss	Other	Total
	0	3	0	0	7	5	15
	Total Pending at End of Period						71

GALLAGHER, KELLY ANN

CUYAHOGA COUNTY COURT OF COMMON PLEAS

DATE: 09/12/2017
TIME: 08:47 AM

Foreclosure Statistics by Judge
Reporting Period: August 2017

PAGE: 3
CMSR1062

Judge							
	Pending at Beg of Period		New Cases Filed	Cases Transferred In / Reactivated			Total
	89		13	1			103
Terminations							
	Bankruptcy	Default	RefVacated	Court Trial	Dismiss	Other	Total
	0	4	0	0	2	9	15
	Total Pending at End of Period						88
GALLAGHER, SHANNON M							
	Pending at Beg of Period		New Cases Filed	Cases Transferred In / Reactivated			Total
	106		17	5			128
Terminations							
	Bankruptcy	Default	RefVacated	Court Trial	Dismiss	Other	Total
	2	10	0	0	5	3	20
	Total Pending at End of Period						108
GAUL, DANIEL							
	Pending at Beg of Period		New Cases Filed	Cases Transferred In / Reactivated			Total
	117		14	5			136
Terminations							
	Bankruptcy	Default	RefVacated	Court Trial	Dismiss	Other	Total
	0	9	0	0	6	10	25
	Total Pending at End of Period						111
JACKSON, MICHAEL E							
	Pending at Beg of Period		New Cases Filed	Cases Transferred In / Reactivated			Total
	106		16	3			125
Terminations							
	Bankruptcy	Default	RefVacated	Court Trial	Dismiss	Other	Total
	1	5	0	0	12	7	25
	Total Pending at End of Period						100
MATIA, DAVID T							
	Pending at Beg of Period		New Cases Filed	Cases Transferred In / Reactivated			Total
	96		12	3			111
Terminations							
	Bankruptcy	Default	RefVacated	Court Trial	Dismiss	Other	Total
	0	4	0	0	3	3	10
	Total Pending at End of Period						101
MCCLELLAND, ROBERT C							
	Pending at Beg of Period		New Cases Filed	Cases Transferred In / Reactivated			Total
	90		14	4			108
Terminations							
	Bankruptcy	Default	RefVacated	Court Trial	Dismiss	Other	Total
	1	6	0	0	10	6	23
	Total Pending at End of Period						85
MCCORMICK, TIMOTHY							
	Pending at Beg of Period		New Cases Filed	Cases Transferred In / Reactivated			Total
	83		17	4			104
Terminations							
	Bankruptcy	Default	RefVacated	Court Trial	Dismiss	Other	Total
	0	8	0	0	7	12	27
	Total Pending at End of Period						77
MCDONNELL, NANCY R							

CUYAHOGA COUNTY COURT OF COMMON PLEAS

DATE: 09/12/2017
TIME: 08:47 AM

Foreclosure Statistics by Judge
Reporting Period: August 2017

PAGE: 4
CMSR1062

Judge

Pending at Beg of Period		New Cases Filed		Cases Transferred In / Reactivated			Total
85		14		4			103
Terminations	Bankruptcy	Default	RefVacated	Court Trial	Dismiss	Other	Total
	0	3	0	0	1	13	17
Total Pending at End of Period							86
<hr/>							
Pending at Beg of Period		New Cases Filed		Cases Transferred In / Reactivated			Total
107		11		2			120
Terminations	Bankruptcy	Default	RefVacated	Court Trial	Dismiss	Other	Total
	0	5	0	0	3	8	16
Total Pending at End of Period							104
<hr/>							
Pending at Beg of Period		New Cases Filed		Cases Transferred In / Reactivated			Total
67		14		6			87
Terminations	Bankruptcy	Default	RefVacated	Court Trial	Dismiss	Other	Total
	0	3	0	0	8	8	19
Total Pending at End of Period							68
<hr/>							
Pending at Beg of Period		New Cases Filed		Cases Transferred In / Reactivated			Total
56		9		2			67
Terminations	Bankruptcy	Default	RefVacated	Court Trial	Dismiss	Other	Total
	0	4	0	0	5	5	14
Total Pending at End of Period							53
<hr/>							
Pending at Beg of Period		New Cases Filed		Cases Transferred In / Reactivated			Total
91		13		2			106
Terminations	Bankruptcy	Default	RefVacated	Court Trial	Dismiss	Other	Total
	0	6	0	0	3	4	13
Total Pending at End of Period							93
<hr/>							
Pending at Beg of Period		New Cases Filed		Cases Transferred In / Reactivated			Total
95		13		2			110
Terminations	Bankruptcy	Default	RefVacated	Court Trial	Dismiss	Other	Total
	1	6	0	0	4	7	18
Total Pending at End of Period							92
<hr/>							
Pending at Beg of Period		New Cases Filed		Cases Transferred In / Reactivated			Total
61		17		5			83
Terminations	Bankruptcy	Default	RefVacated	Court Trial	Dismiss	Other	Total
	0	5	0	0	8	5	18
Total Pending at End of Period							65

SAFFOLD, SHIRLEY STRICKLAND

CUYAHOGA COUNTY COURT OF COMMON PLEAS

DATE: 09/12/2017
 TIME: 08:47 AM

Foreclosure Statistics by Judge
 Reporting Period: August 2017

PAGE: 5
 CMSR1062

Judge

Pending at Beg of Period		New Cases Filed		Cases Transferred In / Reactivated			Total
93		16		1			110
Terminations							
Bankruptcy	0	Default	7	RefVacated	0	Court Trial	0
						Dismiss	5
						Other	8
Total Pending at End of Period							90
99		11		3			113
Terminations							
Bankruptcy	1	Default	9	RefVacated	0	Court Trial	0
						Dismiss	6
						Other	5
Total Pending at End of Period							92
79		11		3			93
Terminations							
Bankruptcy	2	Default	2	RefVacated	0	Court Trial	0
						Dismiss	3
						Other	6
Total Pending at End of Period							80
119		15		4			138
Terminations							
Bankruptcy	2	Default	9	RefVacated	0	Court Trial	0
						Dismiss	13
						Other	6
Total Pending at End of Period							108
72		15		7			94
Terminations							
Bankruptcy	0	Default	6	RefVacated	0	Court Trial	0
						Dismiss	1
						Other	4
Total Pending at End of Period							83
112		14		3			129
Terminations							
Bankruptcy	1	Default	5	RefVacated	0	Court Trial	0
						Dismiss	7
						Other	8
Total Pending at End of Period							108

Monthly Summary

MONTHLY SUMMARY

August 2017

NAME	PEND	ASSIGNED			TRIALS						DISP	PENDING				+	-
		CV	CR	TOT	JURY			COURT				CV	FR	CR	TOT		
					CV	CR	TOT	CV	CR	TOT		CV	FR	CR	TOT		
Dick Ambrose	393	50	37	87	0	0	0	0	0	0	78	215	65	122	402	-9	
Pamela A. Barker	387	52	39	91	0	1	1	0	1	1	70	188	107	113	408	-21	
Janet R. Burnside	421	51	39	90	0	0	0	0	0	0	101	211	98	101	410	+11	
Deena R. Calabrese	411	48	46	94	0	0	0	0	0	0	85	194	86	140	420	-9	
Maureen Clancy	358	53	35	88	0	0	0	0	0	0	89	189	86	82	357	+1	
Cassandra Collier-Willia	453	55	53	108	0	0	0	0	0	0	101	175	84	201	460	-7	
Brian J. Corrigan	481	52	42	94	0	0	0	0	2	2	81	281	73	140	494	-13	
Peter J. Corrigan	440	52	39	91	0	0	0	0	1	1	115	210	64	142	416	+24	
Michael P. Donnelly	403	53	57	110	0	0	0	0	1	1	90	188	88	147	423	-20	
Carolyn B. Friedland	485	53	42	95	0	0	0	1	1	2	126	238	94	122	454	+31	
Stuart A. Friedman	416	53	38	91	0	0	0	0	0	0	88	215	86	118	419	-3	
Nancy A. Fuerst	379	50	35	85	0	0	0	0	0	0	84	186	113	81	380	-1	
Steven E. Gall	434	45	36	81	0	0	0	0	0	0	86	172	93	164	429	+5	
Hollie L. Gallagher	355	56	39	95	0	0	0	0	1	1	64	210	71	105	386	-31	
Kelly A. Gallagher	426	53	35	88	0	0	0	0	0	0	98	222	83	111	416	+10	
Shannon M. Gallagher	447	54	42	96	0	0	0	0	2	2	99	225	107	112	444	+3	
Daniel Gaul	485	51	42	93	0	1	1	0	0	0	106	191	111	170	472	+13	
Michael E Jackson	487	51	44	95	0	0	0	2	0	2	94	185	100	203	488	-1	
David T. Matia	392	51	57	108	0	0	0	0	0	0	90	195	101	114	410	-18	
Robert C. McClelland	487	56	43	99	0	0	0	0	2	2	102	235	84	165	484	+3	
Timothy McCormick	378	46	40	86	0	1	1	0	1	1	96	204	76	88	368	+10	
Nancy R. McDonnell	340	52	26	78	0	0	0	0	0	0	78	185	86	69	340	0	
Sherrie Miday	448	56	42	98	0	3	3	0	0	0	78	258	98	112	468	-20	
John P. O'Donnell	424	56	34	90	0	0	0	1	2	3	90	234	67	123	424	0	
John J. Russo	162	26	10	36	1	0	1	0	0	0	35	94	50	19	163	-1	
Joseph D. Russo	504	55	35	90	0	0	0	0	1	1	86	204	93	211	508	-4	
Michael J. Russo	411	51	32	83	0	1	1	0	0	0	72	215	92	115	422	-11	
Nancy Margaret Russo	220	55	55	110	0	0	0	0	0	0	100	82	65	83	230	-10	
Shirley Strickland Saffold	419	51	35	86	0	0	0	0	0	0	104	187	88	126	401	+18	
Michael P. Shaughnessy	424	54	39	93	0	0	0	0	0	0	85	229	85	118	432	-8	
Brendan J. Sheehan	349	53	30	83	0	1	1	0	1	1	83	177	79	93	349	0	
John D. Sutula	597	53	43	96	0	0	0	1	2	3	134	285	108	166	559	+38	
Kathleen Ann Sutula	322	62	30	92	0	1	1	0	0	0	77	174	83	80	337	-15	
Joan Synenberg	399	54	28	82	0	0	0	0	1	1	112	177	107	85	369	+30	
TOTALS	13937	1763	1319	3082	1	9	10	5	19	24	3077	6830	2971	4141	13942	-5	

SUMMARY FOR THE COURT

January - August 2017

NAME	PEND	ASSIGNED			TRIALS						DISP	PENDING				+ -
		CV	CR	TOT	JURY			COURT				CV	FR	CR	TOT	
Dick Ambrose	389	399	311	710	0	3	3	0	1	1	697	215	65	122	402	- 13
Pamela A. Barker	449	405	242	647	1	3	4	0	4	4	688	188	107	113	408	+ 41
Janet R. Burnside	460	380	298	678	0	6	6	0	2	2	728	211	98	101	410	+ 50
Deena R. Calabrese	426	398	266	664	2	1	3	0	2	2	670	194	86	140	420	+ 6
Maureen Clancy	374	398	266	664	1	6	7	0	1	1	681	189	86	82	357	+ 17
Cassandra Collier-Willia	427	405	331	736	0	3	3	0	5	5	703	175	84	201	460	- 33
Brian J. Corrigan	501	386	285	671	0	1	1	0	7	7	678	281	73	140	494	+ 7
Peter J. Corrigan	420	389	274	663	0	8	8	2	1	3	667	210	64	142	416	+ 4
Michael P. Donnelly	402	410	297	707	0	6	6	0	7	7	686	188	88	147	423	- 21
Carolyn B. Friedland	469	397	273	670	1	0	1	1	4	5	685	238	94	122	454	+ 15
Stuart A. Friedman	453	391	250	641	1	0	1	1	5	6	675	215	86	118	419	+ 34
Nancy A. Fuerst	408	384	246	630	0	3	3	1	0	1	658	186	113	81	380	+ 28
Steven E. Gall	450	388	286	674	1	3	4	0	1	1	695	172	93	164	429	+ 21
Hollie L. Gallagher	373	395	243	638	1	2	3	1	2	3	625	210	71	105	386	- 13
Kelly A. Gallagher	463	385	272	657	1	8	9	0	2	2	704	222	83	111	416	+ 47
Shannon M. Gallagher	470	404	271	675	1	4	5	1	5	6	701	225	107	112	444	+ 26
Daniel Gaul	552	377	303	680	3	9	12	0	2	2	760	191	111	170	472	+ 80
Michael E Jackson	475	394	335	729	1	5	6	4	2	6	716	185	100	203	488	- 13
David T. Matia	410	398	347	745	2	2	4	0	1	1	745	195	101	114	410	0
Robert C. McClelland	494	409	306	715	0	2	2	2	6	8	725	235	84	165	484	+ 10
Timothy McCormick	384	394	256	650	0	4	4	1	2	3	666	204	76	88	368	+ 16
Nancy R. McDonnell	365	389	239	628	4	5	9	0	2	2	653	185	86	69	340	+ 25
Sherrie Miday	394	418	255	673	0	8	8	0	1	1	599	258	98	112	468	- 74
John P. O'Donnell	447	402	261	663	2	9	11	5	3	8	686	234	67	123	424	+ 23
John J. Russo	156	221	90	311	1	0	1	0	0	0	304	94	50	19	163	- 7
Joseph D. Russo	482	392	286	678	0	0	0	0	4	4	652	204	93	211	508	- 26
Michael J. Russo	433	411	276	687	0	5	5	0	1	1	698	215	92	115	422	+ 11
Nancy Margaret Russo	240	388	239	627	0	2	2	0	0	0	637	82	65	83	230	+ 10
Shirley Strickland Saffold	432	396	247	643	0	3	3	0	0	0	674	187	88	126	401	+ 31
Michael P. Shaughnessy	494	375	278	653	0	2	2	0	3	3	715	229	85	118	432	+ 62
Brendan J. Sheehan	366	397	246	643	0	12	12	3	4	7	660	177	79	93	349	+ 17
John D. Sutula	575	395	323	718	1	3	4	2	10	12	734	285	108	166	559	+ 16
Kathleen Ann Sutula	353	416	236	652	3	8	11	0	0	0	668	174	83	80	337	+ 16
Joan Synenberg	371	444	315	759	1	3	4	0	2	2	761	177	107	85	369	+ 2
TOTALS	14357	13330	9249	22579	28	139	167	24	92	116	22994	6830	2971	4141	13942	+ 415

Corrections/Adjustments