



***Statistics Report
September 2017***

***John J. Russo
Administrative and Presiding Judge***

TABLE OF CONTENTS

Criminal Statistics

Newly Filed, Re-Activated and Transferred in Cases _____ 4

Yearly Criminal Terminations _____ 5

Pending Criminal Cases End of Period _____ 6

Clearance Rate _____ 7

Arrest to Disposition Timeline _____ 8

Average Arrest to Disposition Timeline (Jail Cases) _____ 9

Average Arrest to Disposition Timeline (Non-Jail Cases) _____ 10

Average Arrest to Disposition Timeline (Jail and Non-Jail Cases) _____ 11

Yearly Average Arrest to Disposition Timeline _____ 12

Indictments and Informations Filed With the Clerk of Courts _____ 13

Bail Case Arraignment Activity _____ 14

Overall Arraignment Statistics _____ 15

Foreclosure Statistics

Total Pending Judicial Foreclosure Cases Referred to Magistrates _____ 17

Total Pending Tax Lien & Certificate Cases Referred to Magistrates _____ 18

Percentage of Pending Judicial Foreclosure Cases By Filing Year _____ 19

Judicial Foreclosure Clearance Rate Year 2017 _____ 20

Avg. Number of Days to Disp. (Excl. Bank. Stays & Tax Lien & Tax Cert.) _____ 21

Avg. Number of Days to Disp. (Excl. Bank. Stays & Incl. Tax Lien & Tax Cert.) _____ 22

Total New Judicial Foreclosure Filings _____ 23

New Marsh of Lien/Quiet Title/Partition Case Filings for Years 2005 – 2017 YTD _____ 24

New Marsh of Lien/Quiet Title/Partition Case Filings by month for 2017 YTD _____ 24

New Tax Lien & Certificate Filings for Years 2005 – 2017 YTD _____ 25

New Tax Lien & Certificate Filings by Month for Year 2017 YTD _____ 25

Total New Judicial Foreclosure Filings Years 2005 – 2017 YTD _____ 26

Total New Judicial Foreclosure Filings by Month for Year 2017 YTD _____ 26

Magistrate’s Monthly Reports _____ 27

Report CMSR1062 - Judicial Foreclosure Statistics by Judge _____ 35

Monthly Summary _____ 41

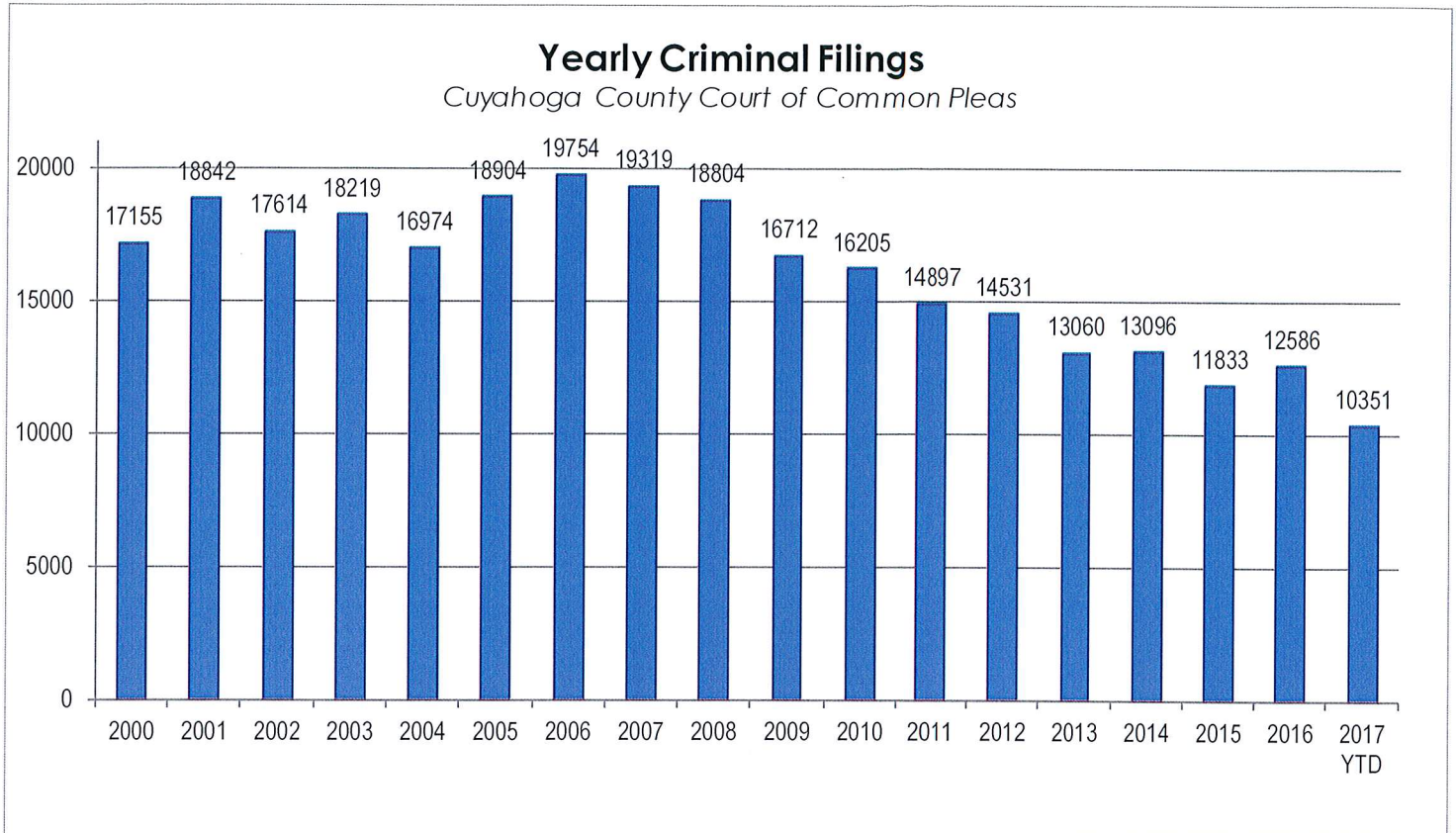
Year to Date Summary _____ 43

Corrections/Adjustments _____ 45

Criminal Case Statistics

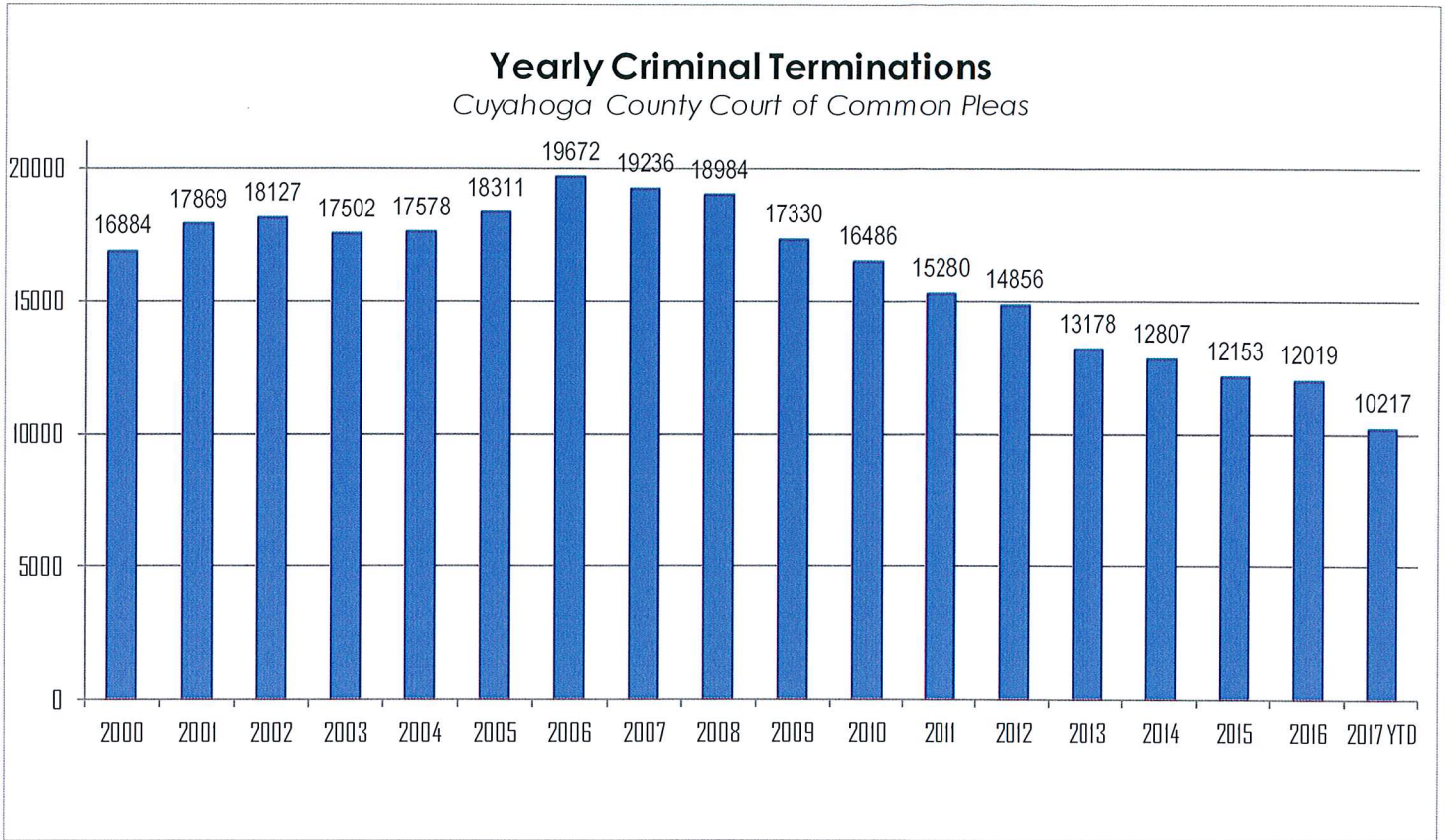
Newly Filed, Re-Activated and Transferred in Cases

The following chart is a representation of all filed cases in Cuyahoga County Court of Common Pleas from 2000 – September 2017. Newly filed cases are defined as having been arraigned and assigned to a Judge. Re-activated cases are defined as cases where a defendant was unavailable for trial and has now become ready to proceed. Transferred cases are defined as cases moved from one judge’s docket to another. This could be due to re-assignment to a Mental Health Judge or after additional information indicates that by Court rule, the case should have been assigned to another Judge.



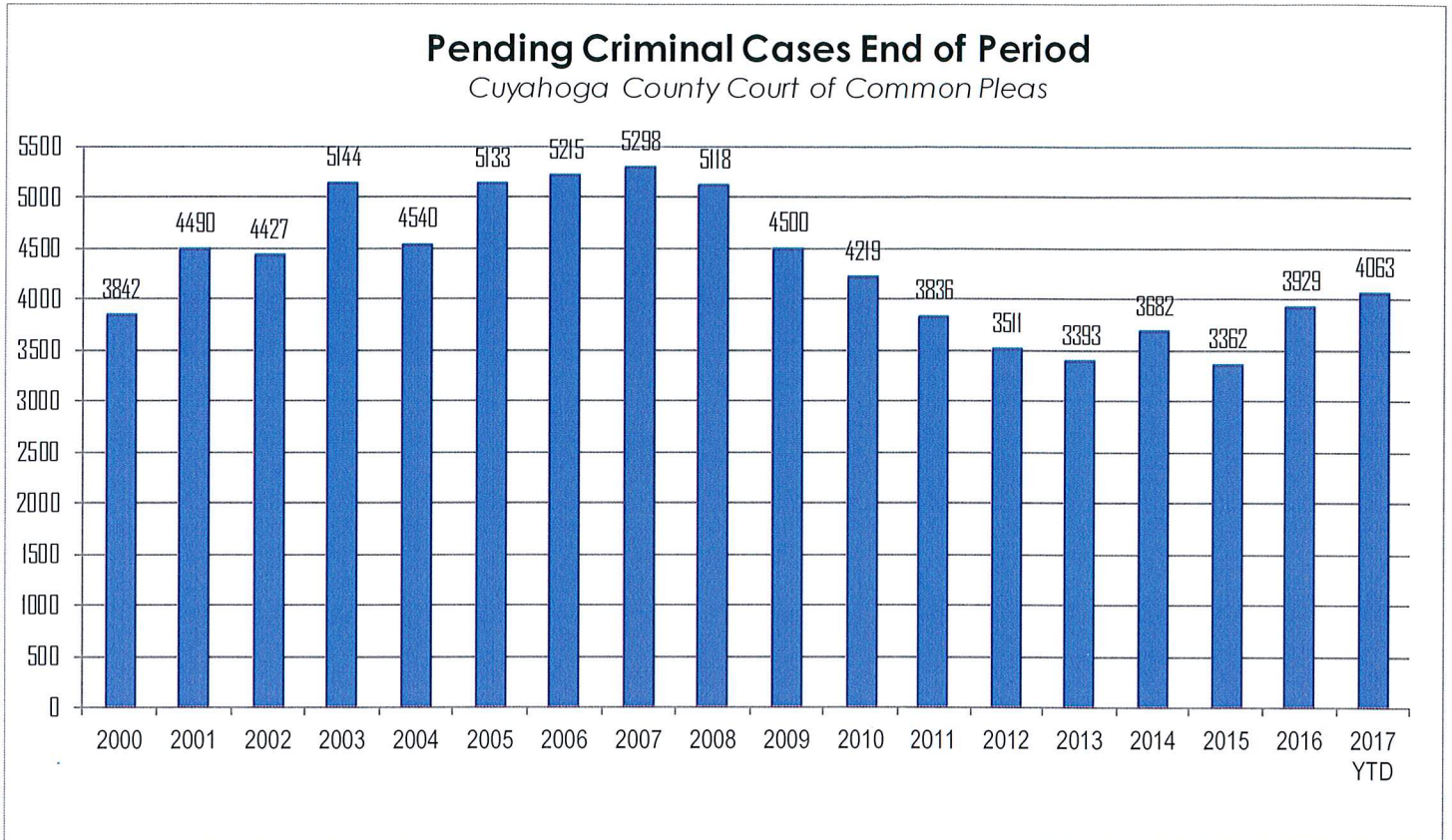
Yearly Criminal Terminations

The following chart represents cases that have been terminated by the court from 2000 – September 2017. These cases have been terminated either by trial; plea, dismissal or a defendant is unavailable for trial or sentencing.



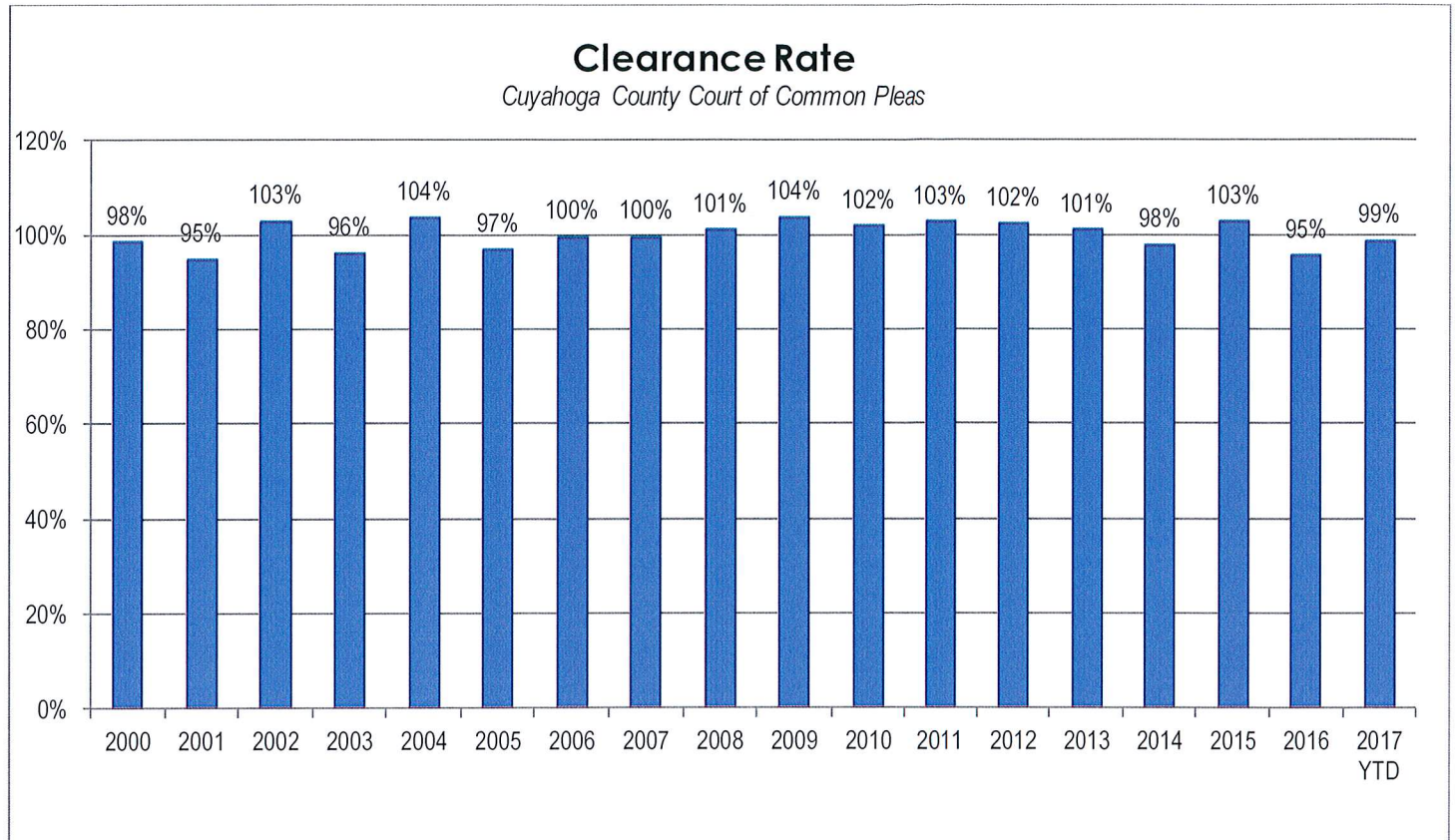
Pending Criminal Cases End of Period

The following chart represents the total number of cases pending at the end of the reporting period from 2000 – September 2017. Pending criminal cases at the end of the period is determined by adding the total number of pending cases at the beginning of the reporting period, and all newly filed, re-activated and transferred in cases. The total number of cases terminated in the period is subtracted from the sum total pending at the beginning of the period to give the value pending at the end of the period.



Clearance Rate

The Clearance Rate is the total number of outgoing cases as a percentage of the number of incoming cases. Clearance rate measures whether the court is keeping up with its incoming caseload. If cases are not disposed in a timely manner, a backlog of cases awaiting disposition will grow. A Clearance Rate of 100% indicates that at least as many cases have been filed, reopened, or reactivated in a period have been disposed.



Arrest to Disposition Timeline

Arrest to disposition timeline is a method to measure how felony cases flow through the Cuyahoga County Criminal Justice System. By capturing how long a case takes to move from stage to stage, we can examine where problems may exist and where potential improvements in case processing can be made.

The source data was extracted from the Cuyahoga County Court of Common Pleas Case Management System. The overall population of sample data was based on cases terminated in a given month excluding cases that have gone through diversion programs. A case is defined as a defendant and all charges involved in a single incident. The period for the extracted data is from September 2017.

The stages examined were:

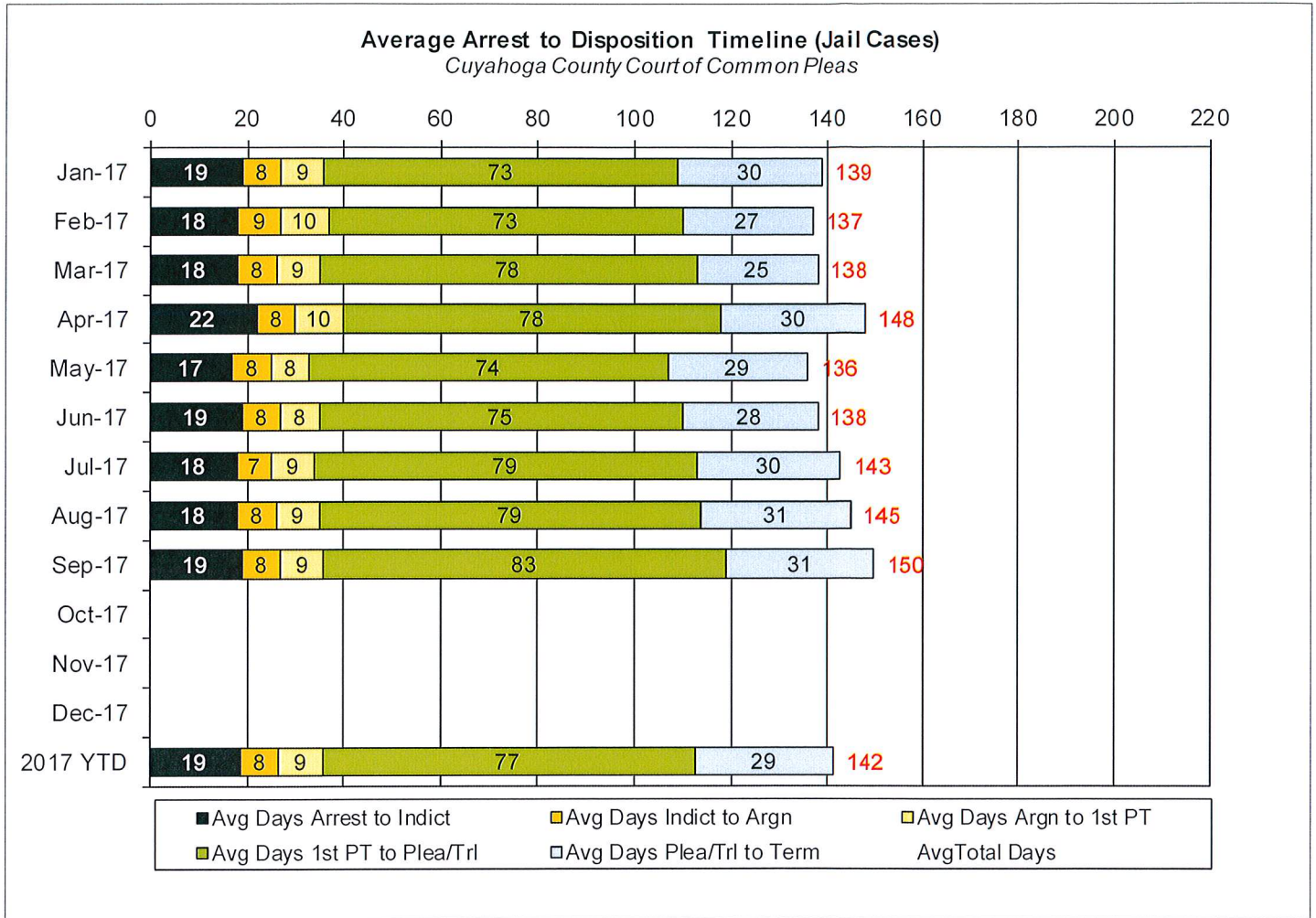
- Arrest to Indictment
- Indictment to Arraignment
- Arraignment to 1st Pre-Trial
- 1st Pre-Trial to Plea/Trial
- Plea/Trial to Termination

Due to the fact that each case may or may not have all of the stage date elements, a method to arrive at stage averages was applied. For a case to be included in the average for a stage there would need to be both dates for the given stage. A case would be included in the Arrest to Indictment stage if both arrest date and indictment date were available. This method was applied to each of the five stages. Next we calculated the total number of cases that met the date criteria for each of the ranges and also the total number of days between each date. To arrive at an average, the total number of days for each case in each range was calculated and divided by the total number of cases that met the date criteria. If a case had a time period or periods where the defendant was capiased or referred to the Psych Clinic, that amount of time was subtracted from the appropriate range. For re-indicted cases, the original arrest date is used.

The following three charts are for Jail, Non-Jail and combined Jail and Non-Jail cases. Jail and Non-Jail cases are defined by the posting of bond prior to plea or trial.

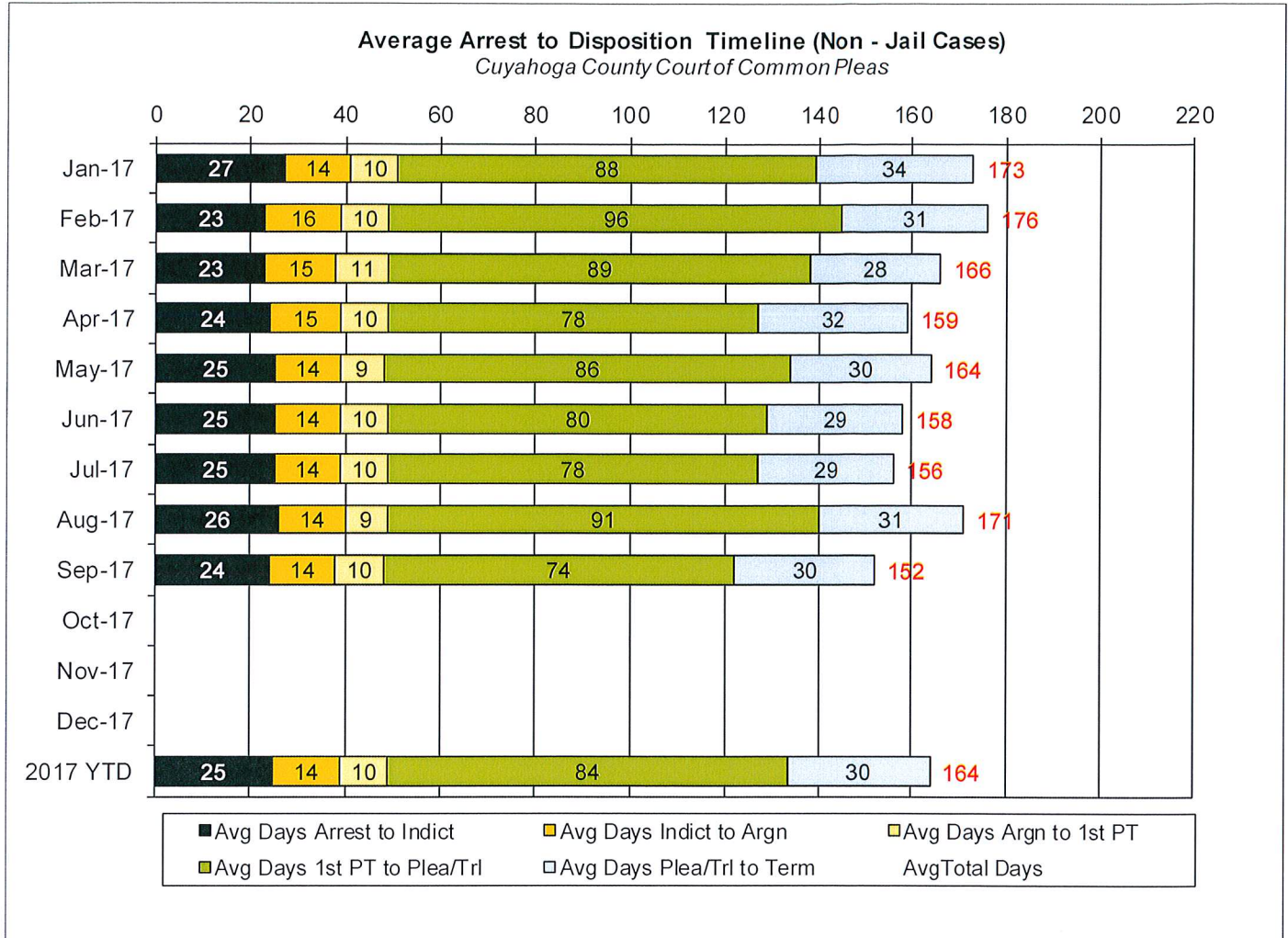
CUYAHOGA COUNTY COMMON PLEAS COURT

Average Arrest to Disposition Timeline (Jail Cases)



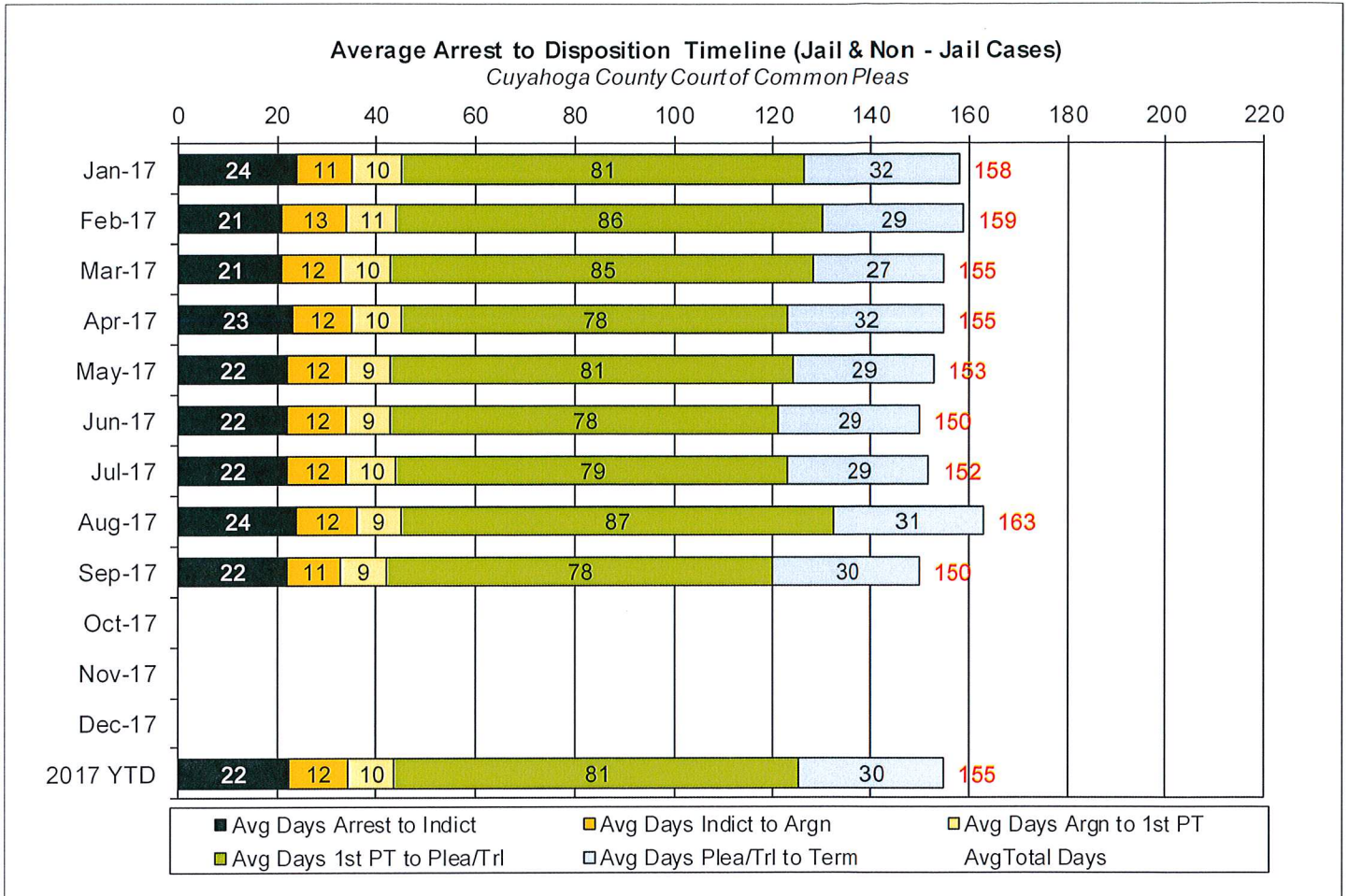
CUYAHOGA COUNTY COMMON PLEAS COURT

Average Arrest to Disposition Timeline (Non-Jail Cases)

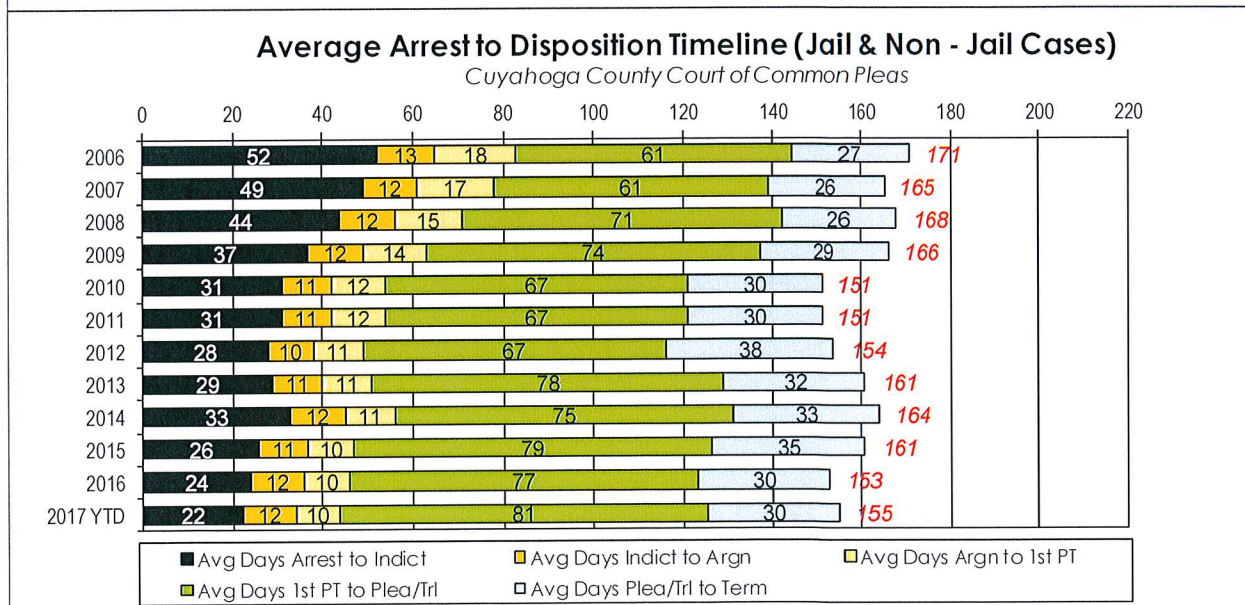
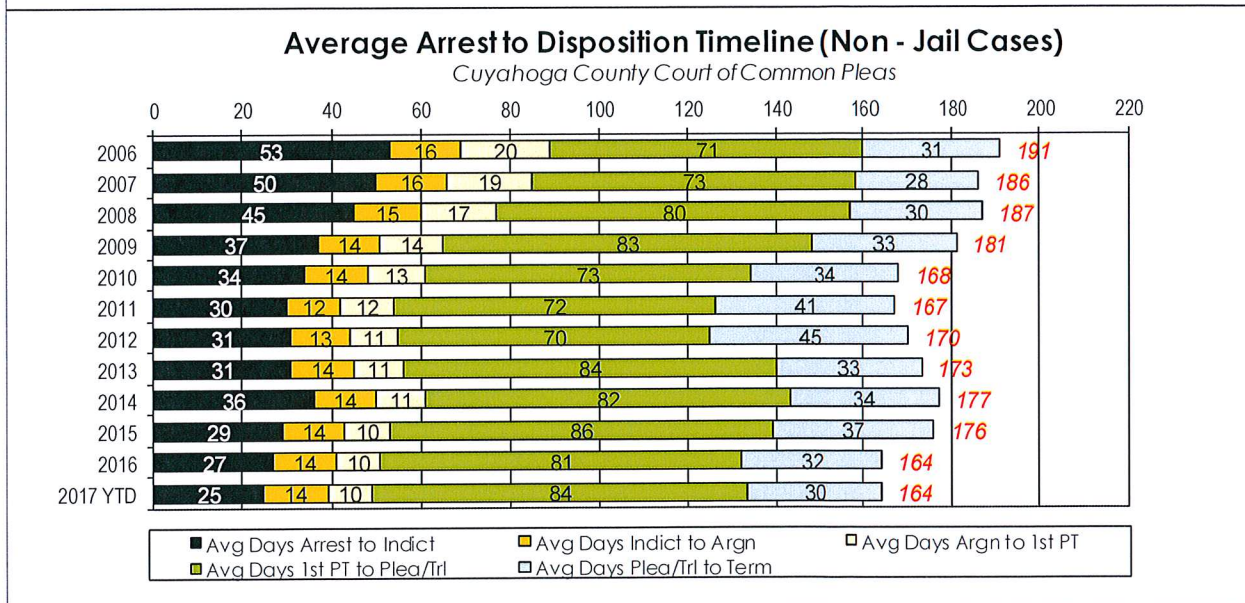
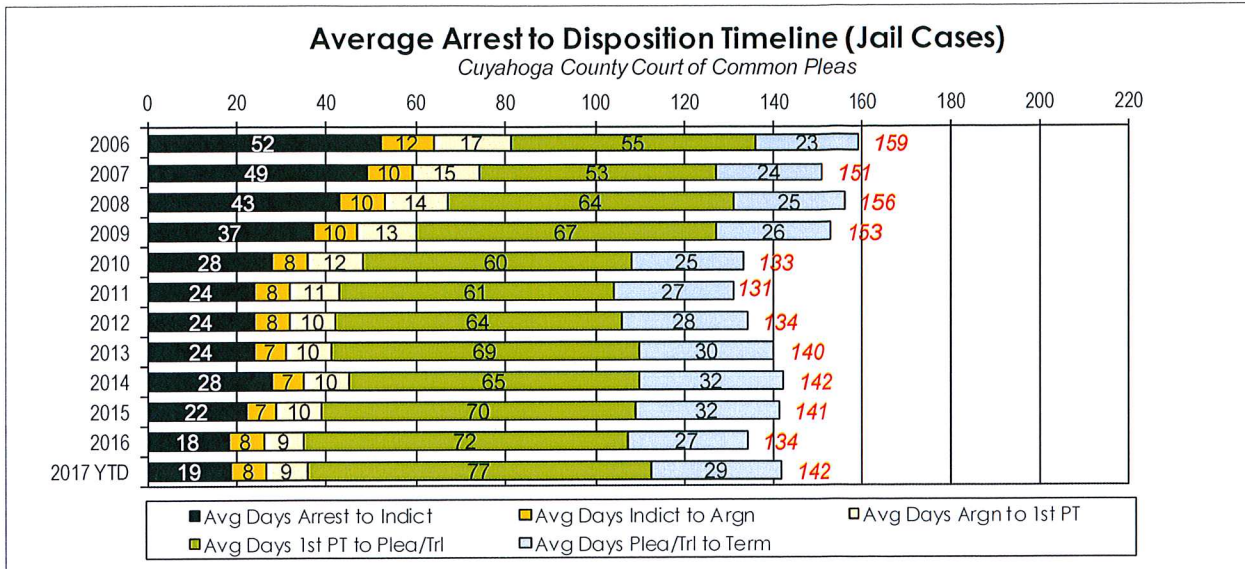


CUYAHOGA COUNTY COMMON PLEAS COURT

Average Arrest to Disposition Timeline (Jail and Non-Jail Cases)



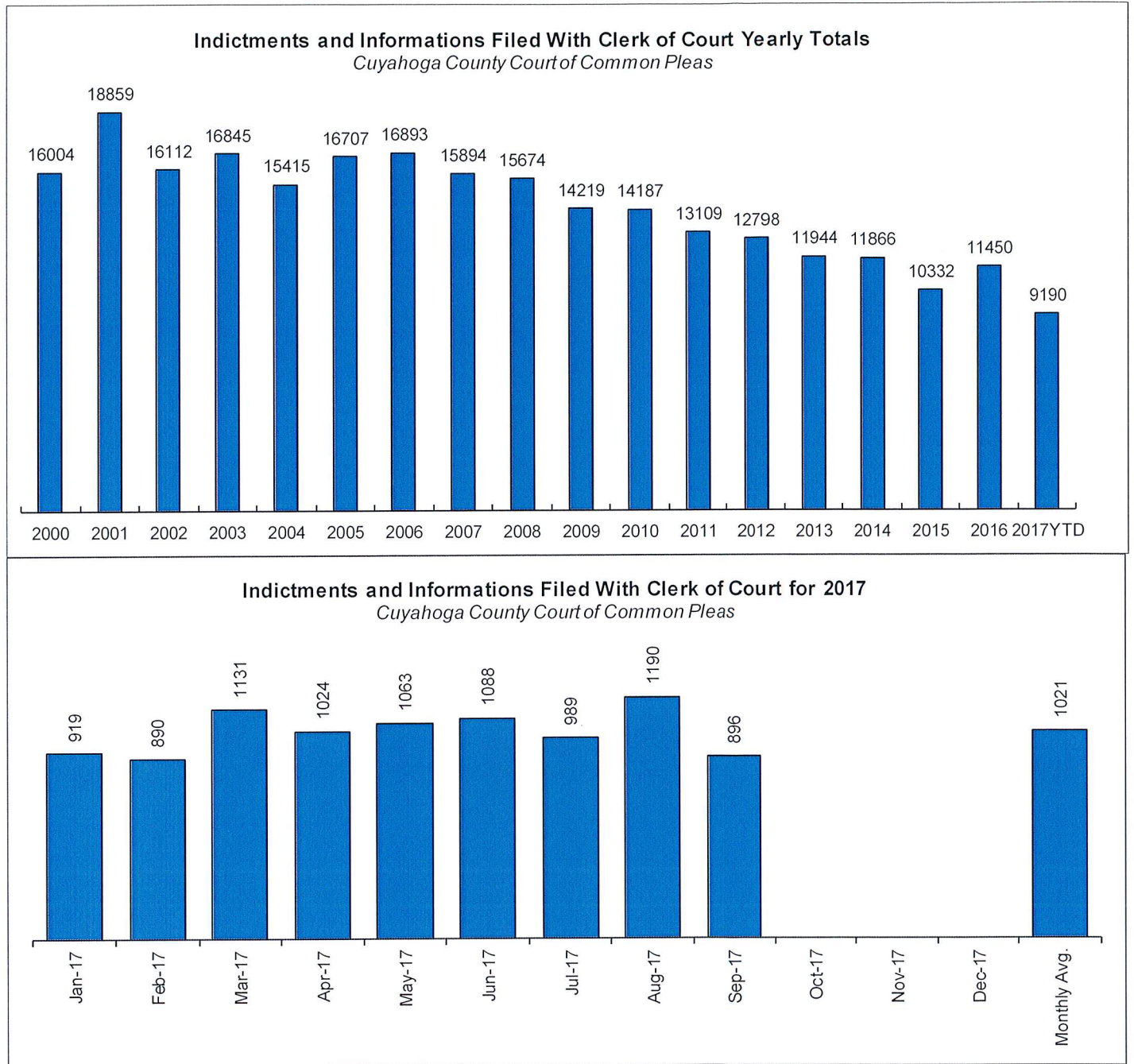
Yearly Average Arrest to Disposition Timeline



CUYAHOGA COUNTY COMMON PLEAS COURT

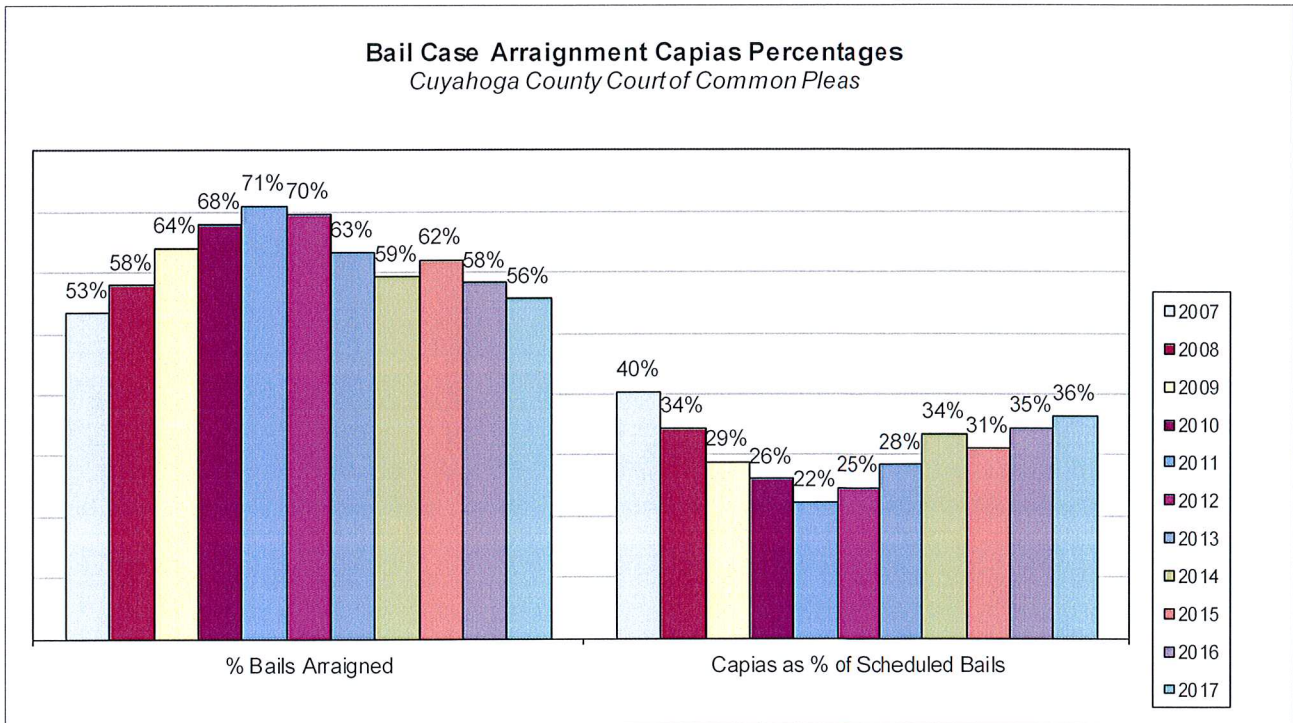
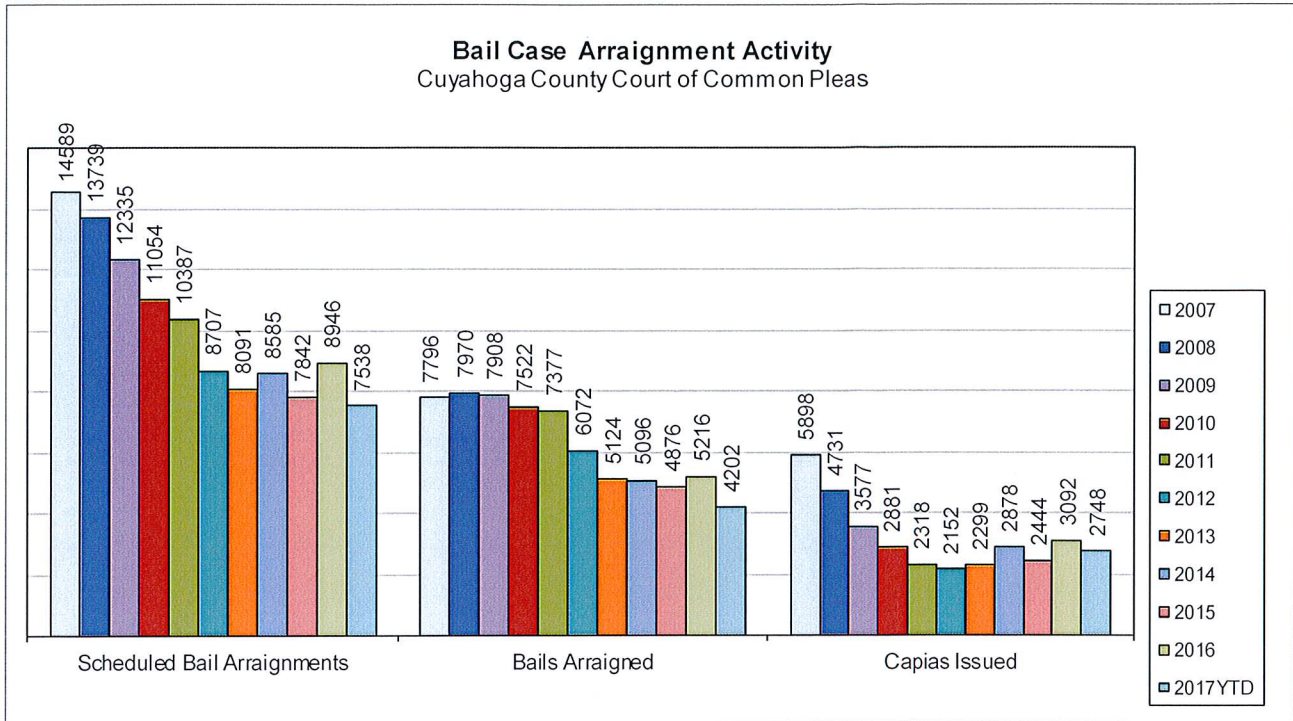
Indictments and Informations Filed With the Clerk of Courts

The following charts are reflective of Indictments and Informations filed with the Criminal Clerk of Courts from 2000. The source for this information was the Criminal Clerk's Office.



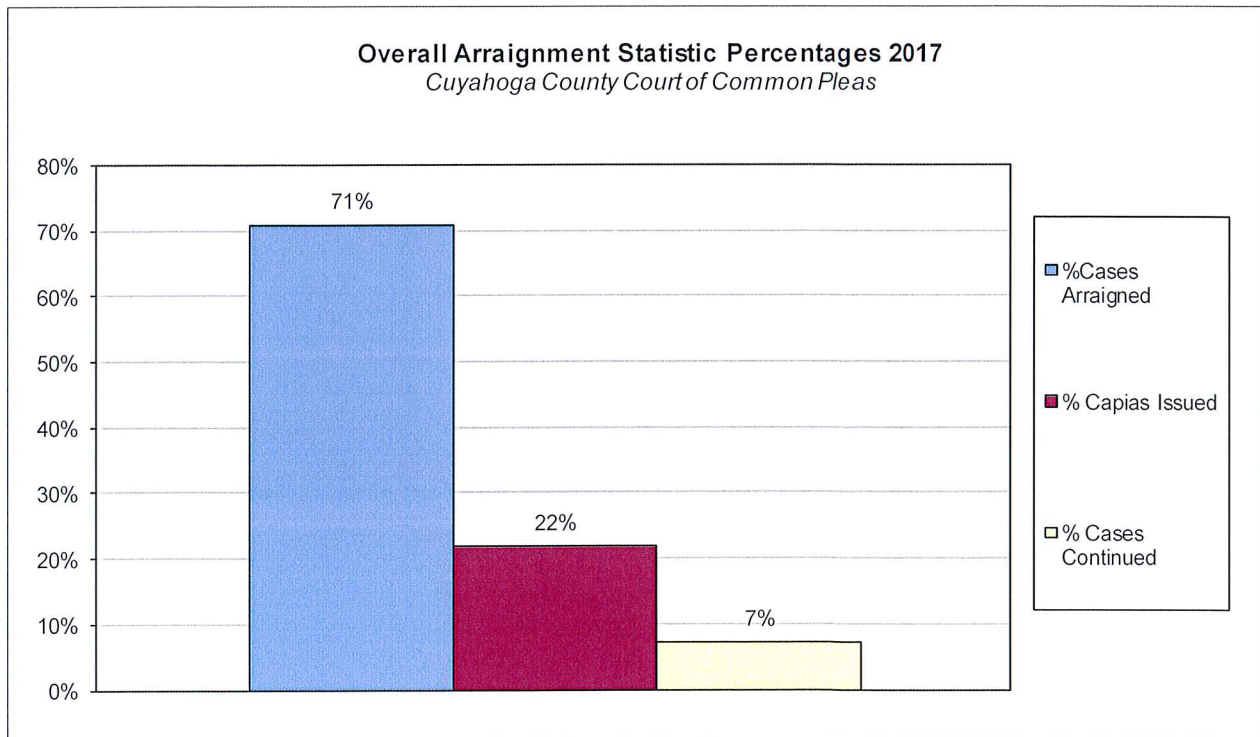
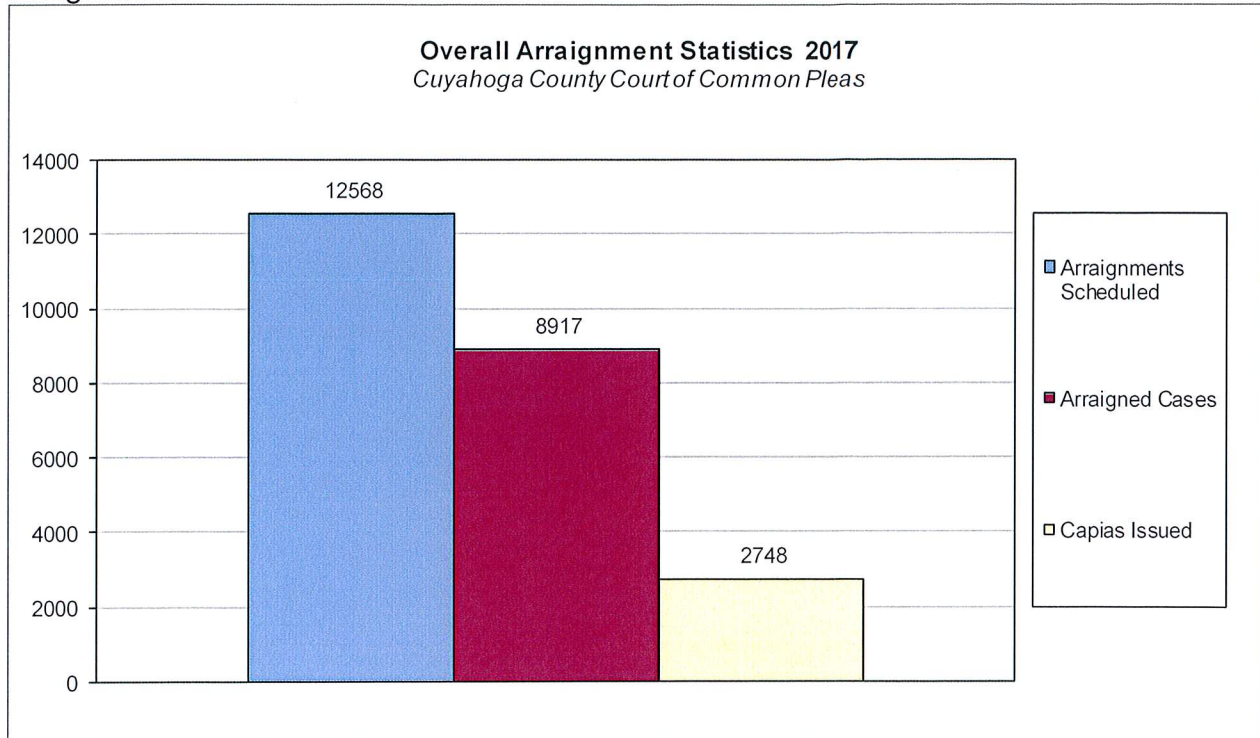
Bail Case Arraignment Activity

The following charts are reflective of arraignment activity where the defendant was not incarcerated at the time of arraignment. The source for this information was the Criminal Records Department.



Overall Arraignment Statistics

The arraignment statistics were provided by the Criminal Records Department. They are provided to give a representation of arraignment activity in the Court in 2017. These statistics include jail and non – jail arraignments.

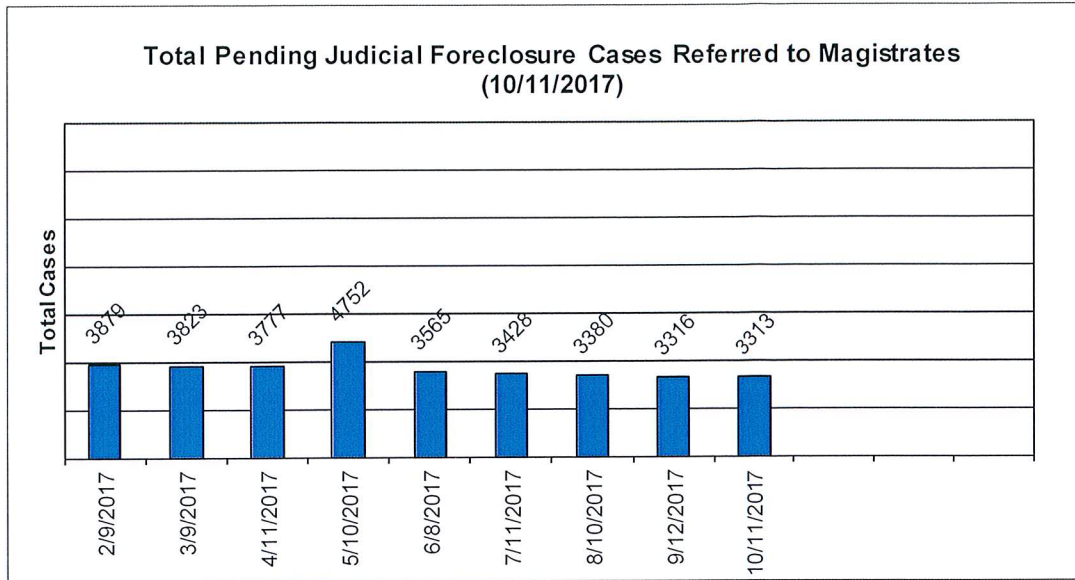


Judicial Foreclosure Statistics¹

¹ For clarification purposes, Foreclosure cases in this report are identified as Judicial Foreclosure filings (filing codes 1460 (Foreclosure Marsh. Of Lien), 1465(Tax Lien), 1466 (Tax Certificate), 1470 (Quiet Title), and 1480 (Partition)). These cases are different from Board of Revision Foreclosures, which are not reported here.

Total Pending Judicial Foreclosure Cases Referred to Magistrates

The following chart is a display of the total number of pending Judicial Foreclosure cases referred to the Magistrates on specific dates. The table below shows the number of these cases pending from each year since 2000.




Year	As of:	2/9/2017	3/9/2017	4/11/2017	5/10/2017	6/8/2017	7/11/2017	8/10/2017	9/12/2017	10/11/2017
1992					1	1	1	1	1	1
2000		0	0	0	0	0	0	0	0	0
2001		0	0	0	0	0	0	0	0	0
2002		0	0	0	0	0	0	0	0	0
2003		1	1	0	0	0	0	0	0	0
2004		0	0	0	0	0	0	0	0	0
2005		0	0	0	0	0	0	0	0	0
2006		0	1	0	0	0	0	0	0	0
2007		1	3	1	1	1	1	1	1	1
2008		1	1	1	1	1	1	1	1	1
2009		2	2	2	2	2	3	3	3	2
2010		3	4	3	3	1	0	0	0	0
2011		7	4	5	4	5	5	5	4	4
2012		7	7	7	7	9	5	4	3	2
2013		16	13	11	11	12	12	8	5	5
2014		74	66	62	59	53	49	43	38	27
2015		367	317	265	223	191	157	134	112	100
2016		2909	2508	2066	1739	1389	1148	928	748	615
2017		491	896	1354	2701	1900	2046	2252	2400	2555

CUYAHOGA COUNTY COMMON PLEAS COURT

Total Pending Tax Lien & Certificate Cases Referred to Magistrates

The following chart is a display of the number of pending tax Judicial Foreclosure cases referred to the Magistrates on specific dates. The table below shows the number of pending tax Judicial Foreclosure cases in each year since 2000.




	As of:	2/9/2017	3/9/2017	4/11/2017	5/10/2017	6/8/2017	7/11/2017	8/10/2017	9/12/2017	10/11/2017			
Year													
2000		0	0	0	0	0	0	0	0	0			
2001		0	0	0	0	0	0	0	0	0			
2002		0	0	0	0	0	0	0	0	0			
2003		0	0	0	0	0	0	0	0	0			
2004		0	0	0	0	0	0	0	0	0			
2005		0	0	0	0	0	0	0	0	0			
2006		0	0	0	0	0	0	0	0	0			
2007		0	0	0	0	0	0	0	0	0			
2008		0	0	0	0	0	0	0	0	0			
2009		0	0	0	0	0	1	1	1	1			
2010		1	1	1	1	1	0	0	0	0			
2011		2	1	1	0	0	0	0	0	1			
2012		0	0	0	1	1	0	0	1	2			
2013		3	3	1	2	2	3	3	2	2			
2014		17	14	15	15	14	13	8	7	7			
2015		83	73	60	46	38	28	18	15	13			
2016		584	484	381	310	230	184	147	124	103			
2017		62	110	213	275	333	325	414	510	587			
Total		752	686	672	650	619	554	591	660	716			

CUYAHOGA COUNTY COMMON PLEAS COURT

Percentage of Pending Judicial Foreclosure Cases By Filing Year

The following chart is a representation of the total number of pending Judicial Foreclosure cases by filing year expressed as a percentage on a specific date. The table below is the supporting data for this chart.

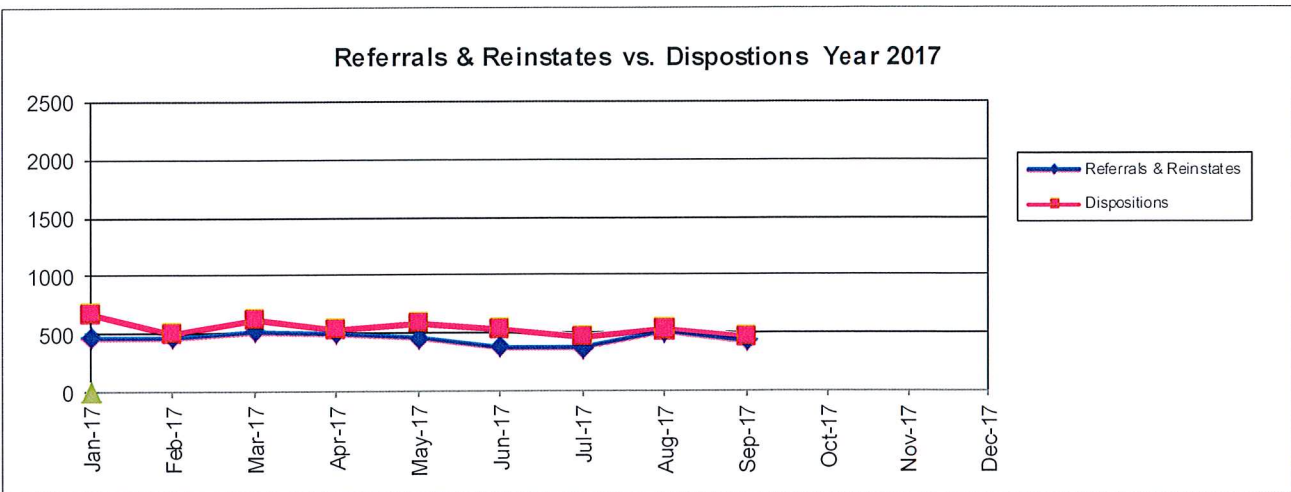
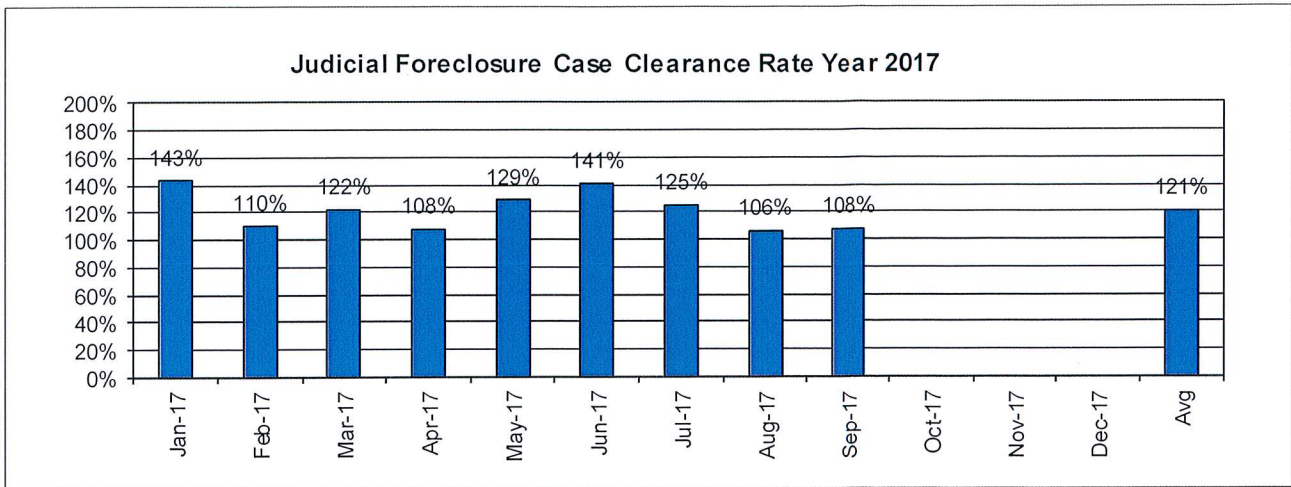


Year	As of:	10/11/2017	% of Total
1992		1	0.04%
2000		0	0.00%
2001		0	0.00%
2002		0	0.00%
2003		0	0.00%
2004		0	0.00%
2005		0	0.00%
2006		0	0.00%
2007		1	0.03%
2008		1	0.03%
2009		2	0.06%
2010		0	0.00%
2011		4	0.12%
2012		2	0.06%
2013		5	0.15%
2014		27	0.81%
2015		100	3.02%
2016		615	18.56%
2017		2555	77.12%

CUYAHOGA COUNTY COMMON PLEAS COURT

Judicial Foreclosure Clearance Rate Year 2017

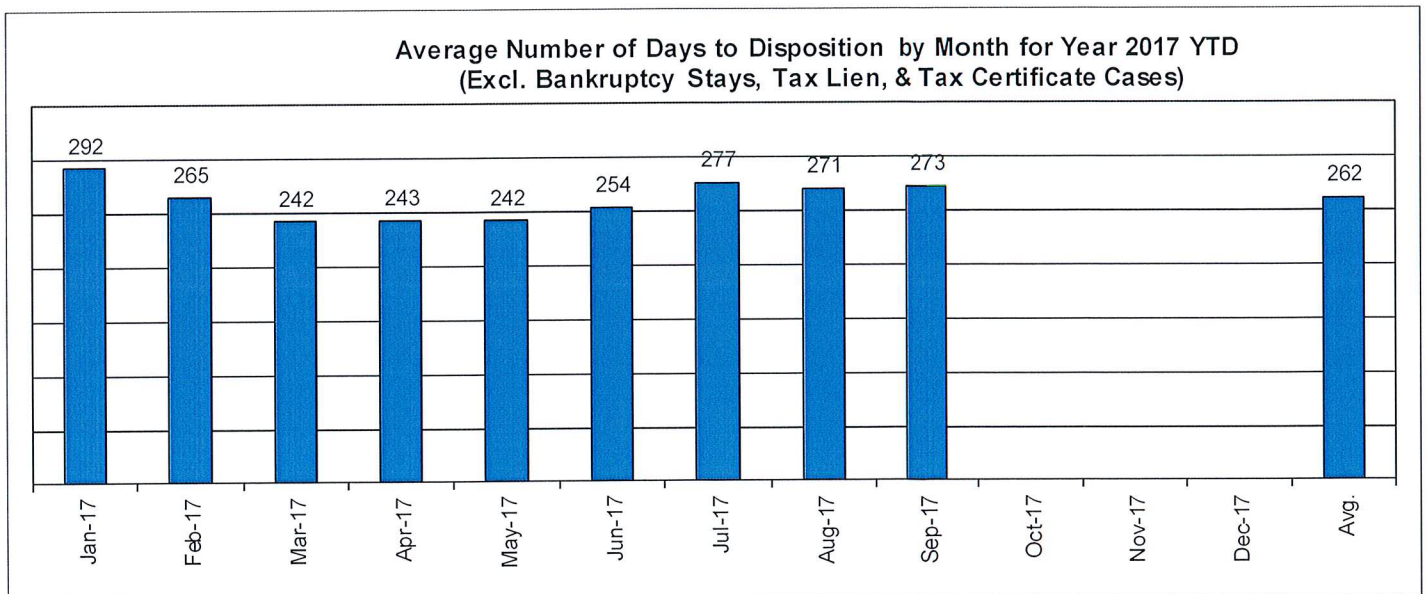
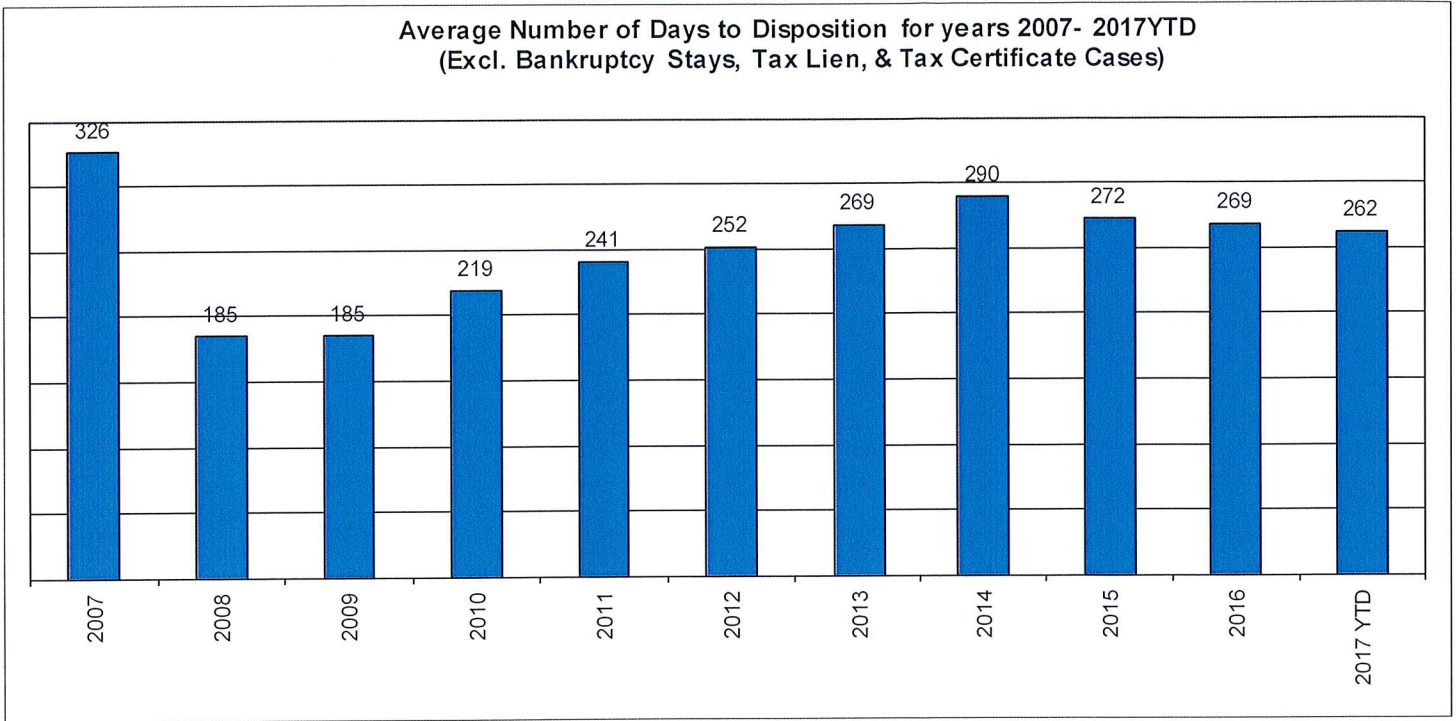
The Clearance Rate is the number of outgoing cases as a percentage of the number of incoming cases. Clearance rate measures whether the court is keeping up with its incoming caseload. If cases are not disposed in a timely manner, a backlog of cases awaiting disposition will grow. A Clearance Rate of 100% indicates that at least as many cases as have been filed, reopened, or reactivated in a period have been disposed.



	Referrals & Reinstates	Dispositions	Clearance Rate
Jan-17	471	674	143%
Feb-17	466	513	110%
Mar-17	518	632	122%
Apr-17	499	538	108%
May-17	459	590	129%
Jun-17	380	535	141%
Jul-17	371	464	125%
Aug-17	509	541	106%
Sep-17	430	463	108%
Oct-17			
Nov-17			
Dec-17			
Avg	456	550	121%
Total	4103	4950	

Avg. Number of Days to Disp. (Excl. Bank. Stays & Tax Lien & Tax Cert.)

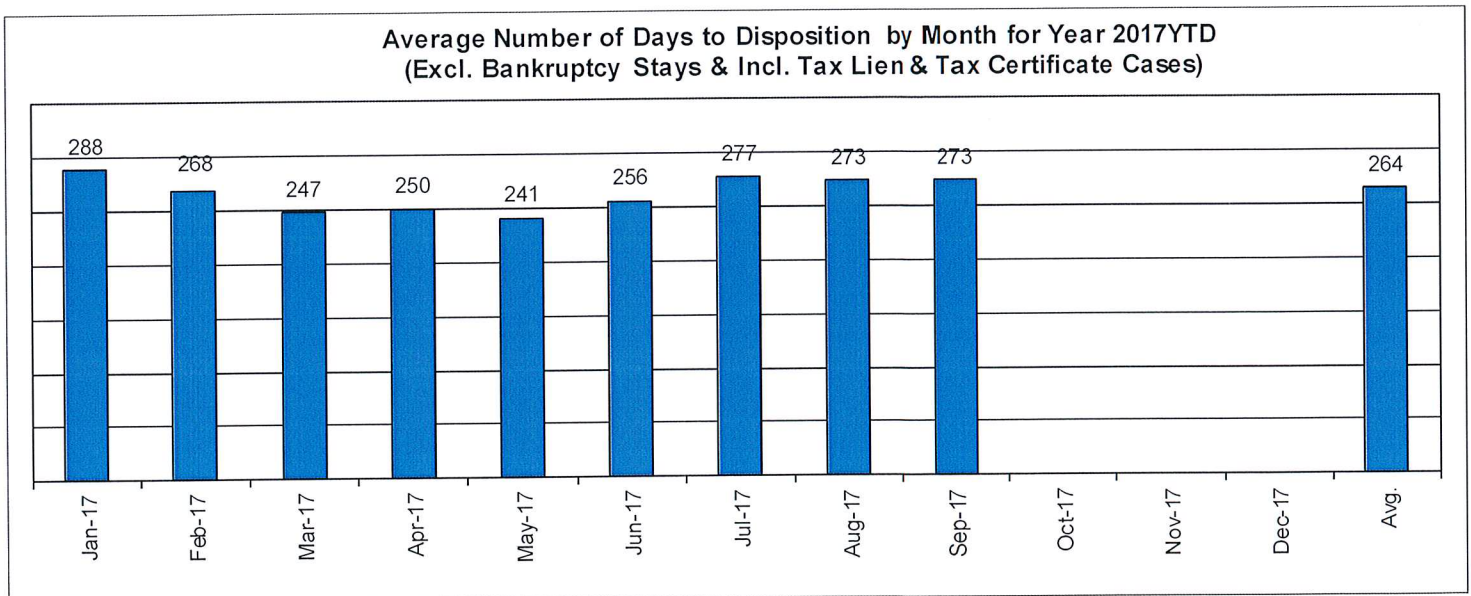
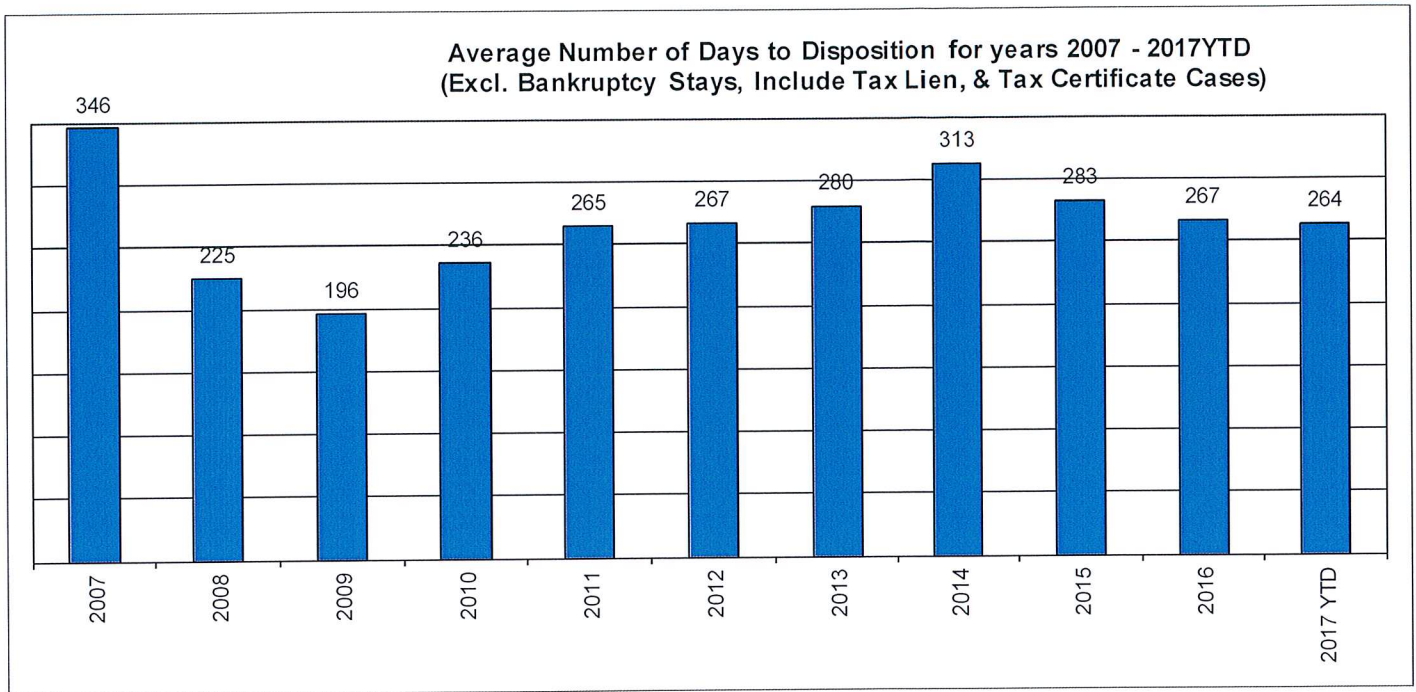
The average number of days to disposition is the number of days from filing to a final disposition entry being filed with the Clerk of Court. The data sample is based on all judicial foreclosure cases terminated by decree or dismissal (cases terminated by bankruptcy are not included) in a month. Each case is examined to determine the number of days between filing and termination with the periods that a case may have been in bankruptcy subtracted. Adding the total days of all of the cases minus bankruptcy periods and dividing by the total number of cases calculates the average. In the following chart, tax judicial foreclosure cases are excluded.



CUYAHOGA COUNTY COMMON PLEAS COURT

Avg. Number of Days to Disp. (Excl. Bank. Stays & Incl. Tax Lien & Tax Cert.)

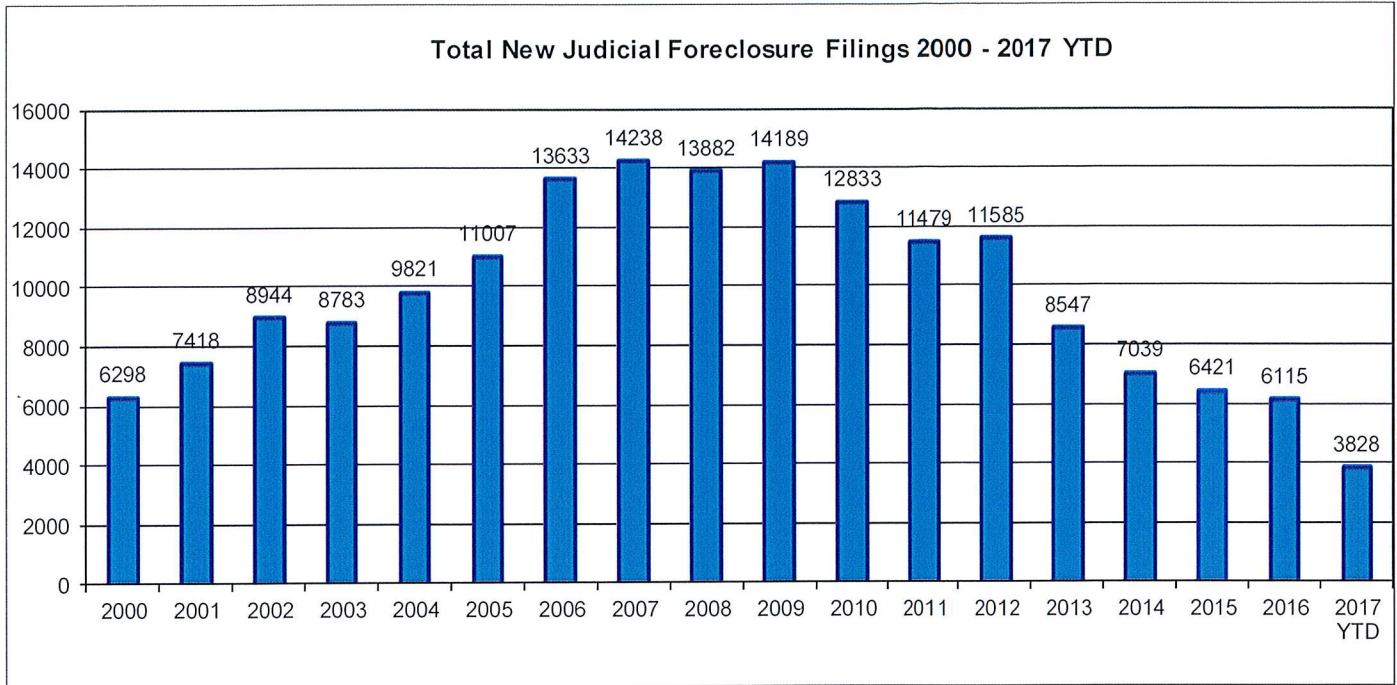
The average number of days to disposition is the number of days from filing to a final disposition entry being filed with the Clerk of Court. The data sample is based on all Judicial Foreclosure cases terminated by decree or dismissal (cases terminated by bankruptcy are not included) in a month. Each case is examined to determine the number of days between filing and termination with the periods that a case may have been in bankruptcy subtracted. Adding the total days of all of the cases minus bankruptcy periods and dividing by the total number of cases calculates the average. In the following chart, all types of Judicial Foreclosure cases are included.



Total New Judicial Foreclosure Filings

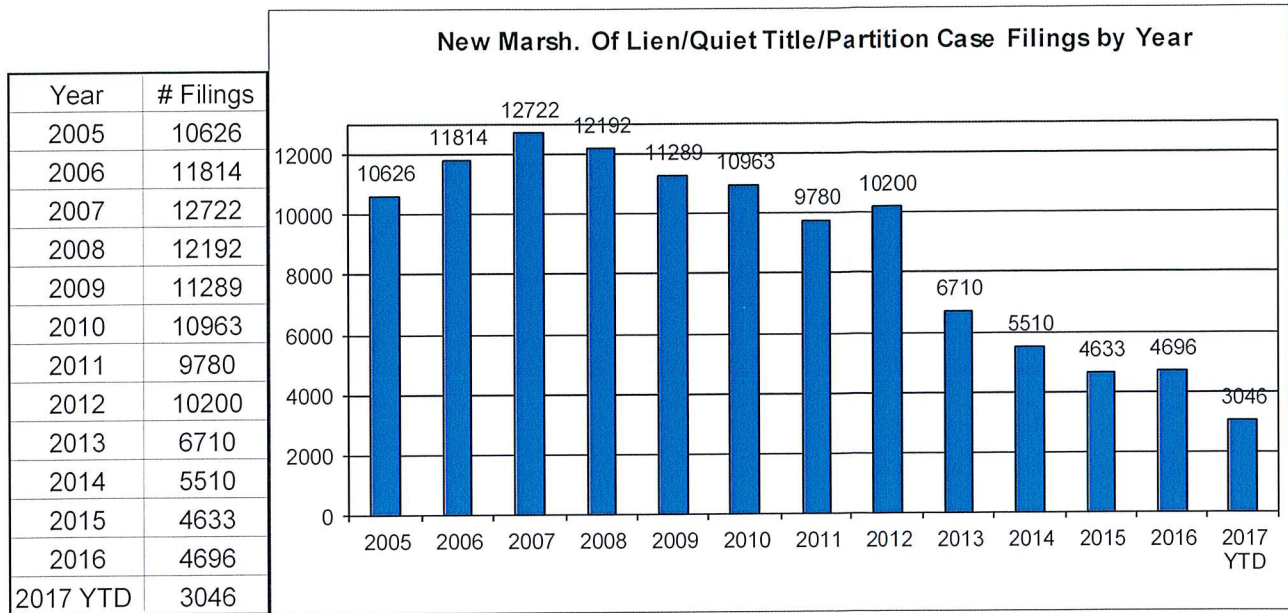
The following charts are provided as a historical view of new judicial foreclosure filings.

1. Total New Judicial Foreclosure Filings from 2000 – 2017 by year
2. Total New Marsh of Lien/Quiet Title/Partition Filings from 2005 – 2017 by month
3. Total New Tax Lien & Tax Certificate Filings for 2005 – 2017 by month
4. Total New Judicial Foreclosure Filings from 2005 – 2017 by month

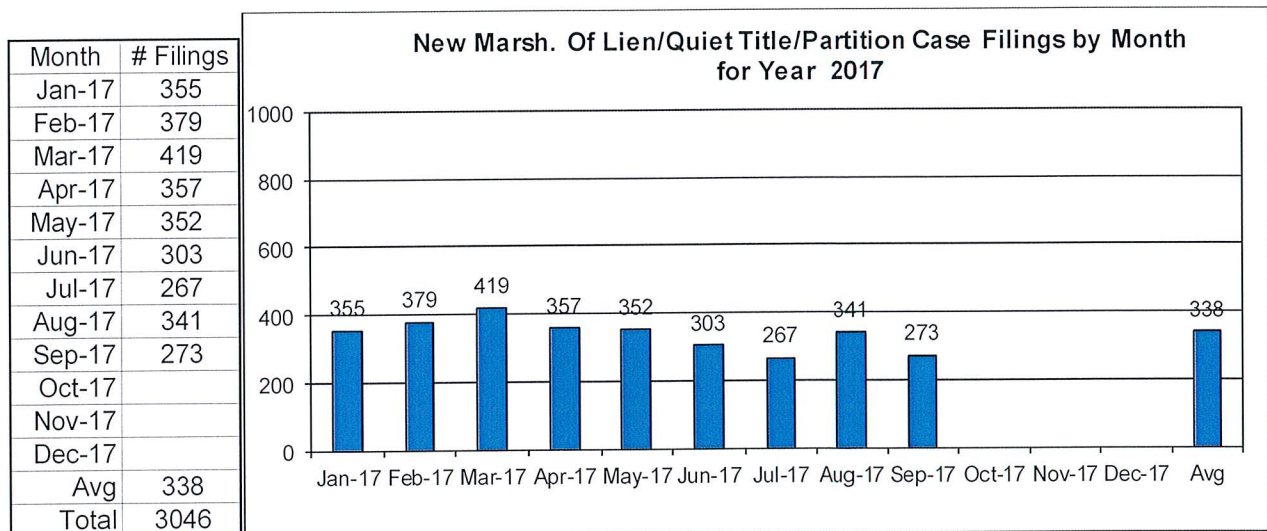


CUYAHOGA COUNTY COMMON PLEAS COURT

New Marsh of Lien/Quiet Title/Partition Case Filings for Years 2005 – 2017 YTD



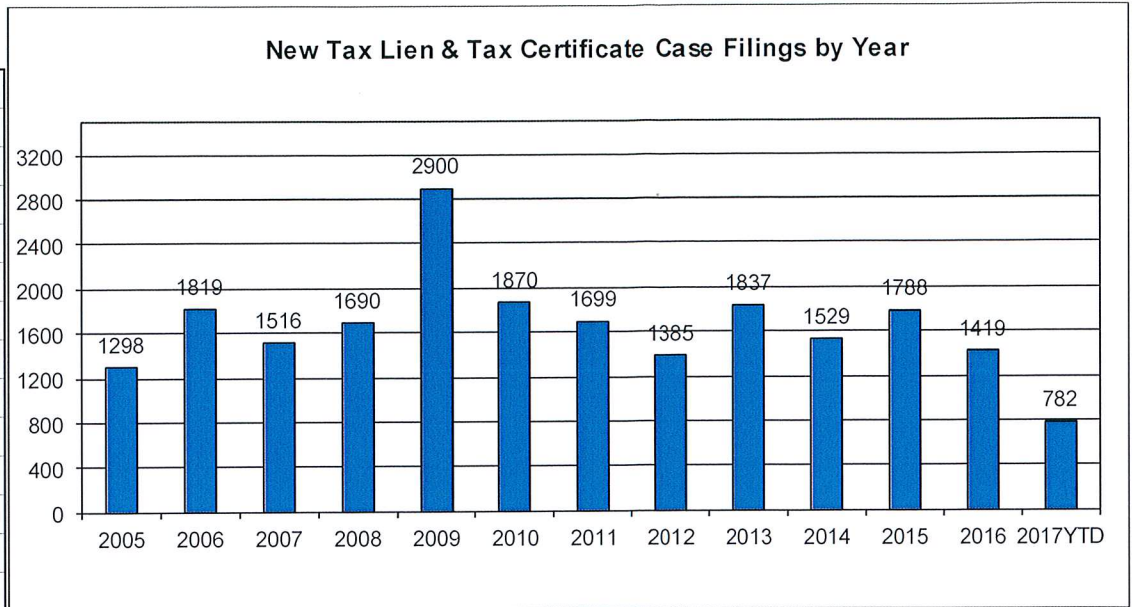
New Marsh of Lien/Quiet Title/Partition Case Filings by month for 2017 YTD



CUYAHOGA COUNTY COMMON PLEAS COURT

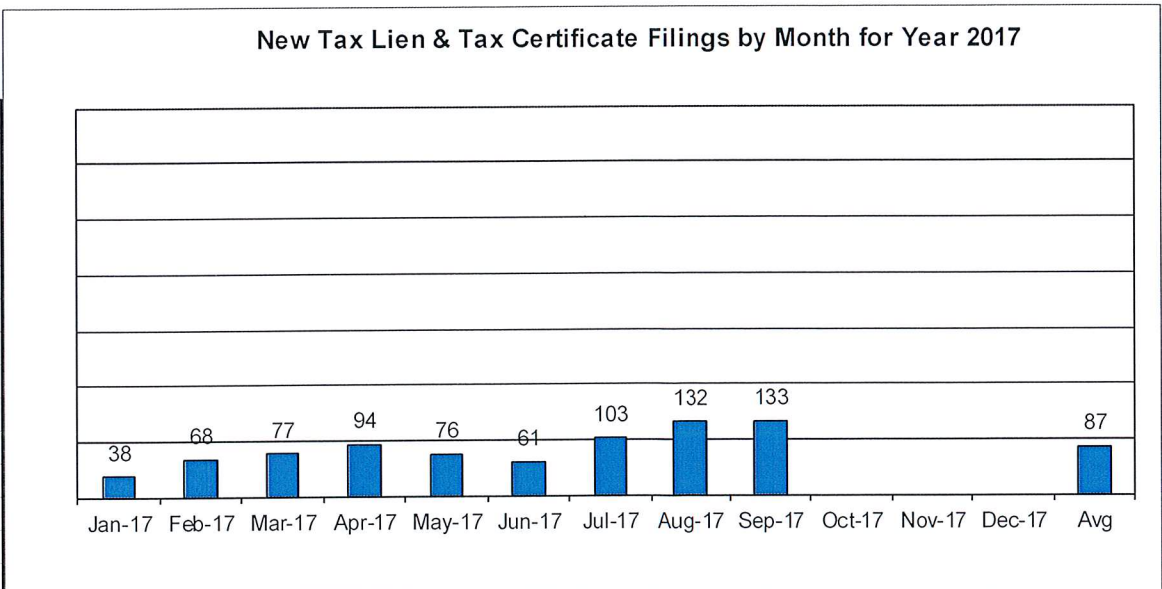
New Tax Lien & Certificate Filings for Years 2005 – 2017 YTD

Year	# Filings
2005	1298
2006	1819
2007	1516
2008	1690
2009	2900
2010	1870
2011	1699
2012	1385
2013	1837
2014	1529
2015	1788
2016	1419
2017YTD	782



New Tax Lien & Certificate Filings by Month for Year 2017 YTD

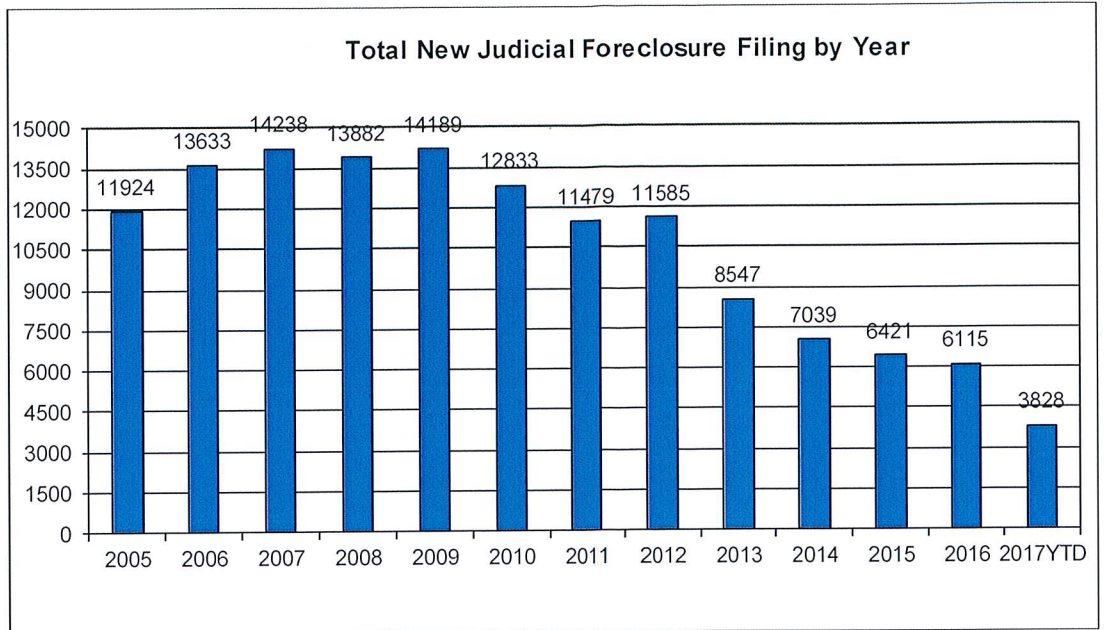
Month	# Filings
Jan-17	38
Feb-17	68
Mar-17	77
Apr-17	94
May-17	76
Jun-17	61
Jul-17	103
Aug-17	132
Sep-17	133
Oct-17	
Nov-17	
Dec-17	
Avg	87
Total	782



CUYAHOGA COUNTY COMMON PLEAS COURT

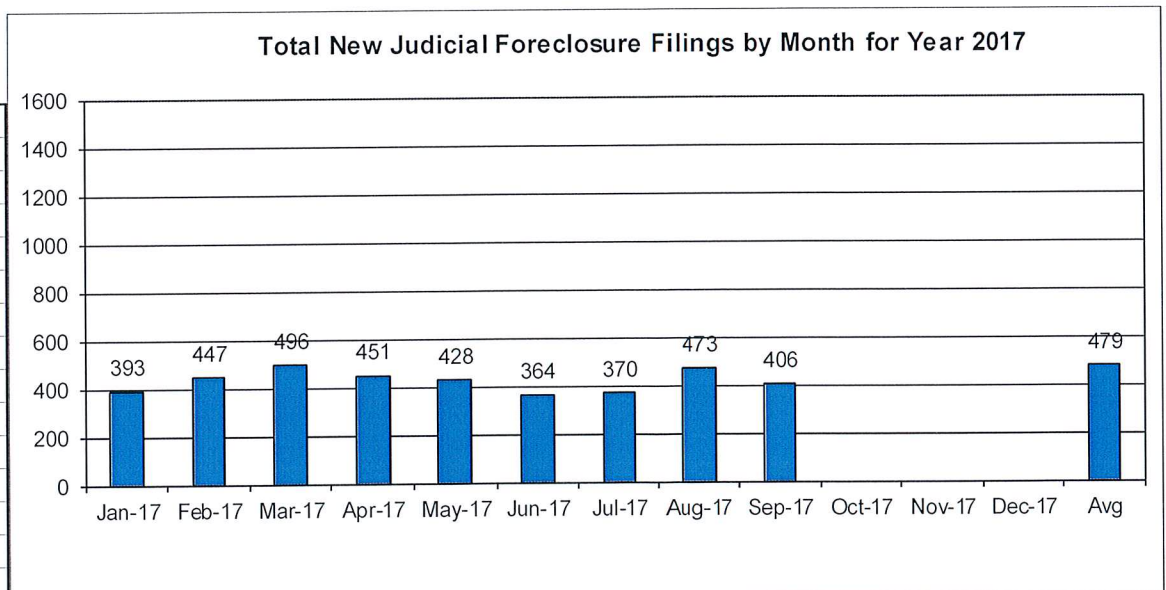
Total New Judicial Foreclosure Filings Years 2005 – 2017 YTD

Year	# Filings
2005	11924
2006	13633
2007	14238
2008	13882
2009	14189
2010	12833
2011	11479
2012	11585
2013	8547
2014	7039
2015	6421
2016	6115
2017 YTD	3828



Total New Judicial Foreclosure Filings by Month for Year 2017 YTD

Month	# Filings
Jan-17	393
Feb-17	447
Mar-17	496
Apr-17	451
May-17	428
Jun-17	364
Jul-17	370
Aug-17	473
Sep-17	406
Oct-17	
Nov-17	
Dec-17	
Avg	479
Total	3828



Magistrate's Monthly Reports

The Magistrates' Monthly Report consists of 5 reports. Below is a description of each.

Magistrate's Monthly Supplemental Journal Entry Report (R415)

Retrieves total number of supplemental entries and Decrees of Confirmation of Sheriff's sale created during a specific period. A supplemental entry is any journal created by a magistrate, which does not close out a case. For example, any magistrate's order (MG) setting a hearing, any journal entry (JE) ruling on a motion, journals confirming Sheriff's sales, etc.).

Magistrate's Full Disposition Count by Magistrate Report (R413)

Retrieves total number of cases disposed of during a specific period. The dispositions are grouped by Magistrate and then broken down by the type of disposition (i. e. Default, Dismissed with Prejudice, Dismissed without Prejudice, etc.) This report can be printed three different ways. Including tax cases (Full Dispositions), excluding tax cases (Non-Tax Dispositions), and Tax cases only (Tax Dispositions).

Magistrate's Monthly Cases Referred/Reinstated Report (R418)

Retrieves newly filed cases referred to the Magistrates Dept. and cases previously disposed by the Magistrates Dept. that are reinstated and re-referred to the magistrates. The cases are separated by Tax (filing code 1465; Tax Judicial Foreclosure & 1466; Tax Certificate Judicial Foreclosure) and Non-Tax (1460; Judicial Foreclosure Marsh. Of Lien, 1480; Partition, 1470; Quiet Title, misc. (i. e. 1391; Contract Other, etc.).

Magistrate's Monthly Hearing Totals Report (R3146)

Retrieves total number of hearings held during one month. The hearings are grouped by Magistrate and then broken down by what type hearing was held (i. e. Default, Pretrial, etc.).

Magistrate's Monthly Case Load Report (R3147)

Retrieves individual caseload totals for individual magistrates during a specific period. The cases are grouped by magistrate and then broken down by case type (i. e. tax judicial foreclosure, tax certificate judicial foreclosure and non-tax judicial foreclosure).

CUYAHOGA COUNTY COURT OF COMMON PLEAS

DATE: 10/11/2017
TIME: 8:07 AM

OFFICE OF THE MAGISTRATES
MAGISTRATE'S MONTHLY SUPPLEMENTALS BY CASE
REPORTING PERIOD: SEPTEMBER 2017

PAGE: 1
CMSR415D

SUPPLEMENTALS

AUGUSTYN	131
BAKER	238
BUCHA	142
DAY	236
DYKE	160
GONZALEZ	142
HIPPLEY	141
JACKSON	157
KLEIN	173
LUCAS	195
VOZAR	242
WEISS	236
UNACCOUNTED FOR	0

TOTAL 2193

CONFIRMATIONS

TOTAL 4

CUYAHOGA COUNTY COURT OF COMMON PLEAS
OFFICE OF THE MAGISTRATES
Full Disposition Count by Magistrate
REPORTING PERIOD: FROM 09/01/2017 TO 09/30/2017

DATE: 10/11/2017
TIME: 8:08 AM

PAGE: 1
CMSR413

MagID	Dispose Type	Tax Cert.	Tax Treas.	Total
KCA				
	Bank	0	0	5
	Def	1	0	17
	Dism	0	0	10
	Ref. Vacate	0	0	0
	Court Trial	0	0	0
	Other	0	2	3
	<u>MAG'S TOTAL</u>	1	2	<u>35</u>
GDB				
	Bank	0	0	3
	Def	0	0	5
	Dism	1	1	17
	Ref. Vacate	0	0	0
	Court Trial	0	0	0
	Other	0	2	7
	<u>MAG'S TOTAL</u>	1	3	<u>32</u>
SMB				
	Bank	1	0	1
	Def	0	0	6
	Dism	2	0	5
	Ref. Vacate	0	0	0
	Court Trial	0	0	0
	Other	2	3	11
	<u>MAG'S TOTAL</u>	5	3	<u>23</u>
CED				
	Bank	0	0	2
	Def	0	0	14
	Dism	0	0	9
	Ref. Vacate	0	0	0
	Court Trial	0	0	0
	Other	0	4	6
	<u>MAG'S TOTAL</u>	0	4	<u>31</u>
JTD				
	Bank	0	0	1
	Def	0	1	23
	Dism	0	2	12
	Ref. Vacate	0	0	0
	Court Trial	0	0	0
	Other	0	1	4
	<u>MAG'S TOTAL</u>	0	4	<u>40</u>
TG				
	Bank	0	0	0
	Def	1	0	5
	Dism	1	1	16
	Ref. Vacate	0	0	0
	Court Trial	0	0	0
	Other	0	2	6
	<u>MAG'S TOTAL</u>	2	3	<u>27</u>
KH				
	Bank	0	0	1
	Def	0	4	38
	Dism	1	0	9
	Ref. Vacate	0	0	0
	Court Trial	0	0	0
	Other	0	0	7
	<u>MAG'S TOTAL</u>	1	4	<u>55</u>
ARJ				
	Bank	0	0	0
	Def	1	0	11
	Dism	0	0	12

Decrees	295
Defaults	203
Other	91
Court Trial	1
Dismissals	148
Bankruptcy	20
Ref. Vacated	0
Grand Total	463

DATE: 10/11/2017
TIME: 8:08 AM

CUYAHOGA COUNTY COURT OF COMMON PLEAS
OFFICE OF THE MAGISTRATES
Full Disposition Count by Magistrate
REPORTING PERIOD: FROM 09/01/2017 TO 09/30/2017

PAGE: 2
CMSR413

MagID	Dispose Type	Tax Cert.	Tax Treas.	Total
	Ref. Vacate	0	0	0
	Court Trial	0	0	0
	Other	1	4	6
	<u>MAG'S TOTAL</u>	2	4	<u>29</u>
<hr/>				
MK				
	Bank	0	0	2
	Def	2	0	18
	Dism	0	1	13
	Ref. Vacate	0	0	0
	Court Trial	0	0	0
	Other	0	2	9
	<u>MAG'S TOTAL</u>	2	3	<u>42</u>
<hr/>				
PL				
	Bank	0	0	3
	Def	1	0	21
	Dism	1	1	24
	Ref. Vacate	0	0	0
	Court Trial	0	0	0
	Other	0	5	9
	<u>MAG'S TOTAL</u>	2	6	<u>57</u>
<hr/>				
TJV				
	Bank	0	0	2
	Def	2	0	35
	Dism	0	1	9
	Ref. Vacate	0	0	0
	Court Trial	0	0	1
	Other	0	7	15
	<u>MAG'S TOTAL</u>	2	8	<u>62</u>
<hr/>				
CW				
	Bank	0	0	0
	Def	0	0	10
	Dism	0	1	12
	Ref. Vacate	0	0	0
	Court Trial	0	0	0
	Other	0	4	8
	<u>MAG'S TOTAL</u>	0	5	<u>30</u>

CUYAHOGA COUNTY COURT OF COMMON PLEAS

DATE: 10/11/2017
 TIME: 08:08 AM

OFFICE OF THE MAGISTRATES
 MAGISTRATE'S MONTHLY REF/REIN CASES
 FROM 09/01/2017 TO 09/30/2017

CMSR418

MAGISTRATE	NEW REFERRALS				REINSTATED			
	Tax Treas.	Tax Cert.	Non-Tax	Total	Tax Treas.	Tax Cert.	Non-Tax	Total
<u>AUGUSTYN/KEVIN/C</u>	8	0	12	20	1	0	0	1
<u>BAKER/GAIL/D</u>	13	2	29	44	0	0	2	2
<u>BUCHA/STEPHEN/M</u>	4	2	12	18	0	1	0	1
<u>DAY/CHRISTOPHER/E</u>	11	0	26	37	0	0	0	0
<u>DYKE/JOHN/T</u>	10	2	21	33	0	0	1	1
<u>GONZALEZ/TRACEY/</u>	7	2	22	31	0	0	1	1
<u>HIPPLEY/KEVIN/</u>	8	1	28	37	0	1	2	3
<u>JACKSON/AMY/R</u>	11	0	27	38	0	0	3	3
<u>KLEIN/MONICA/</u>	11	3	20	34	0	0	3	3
<u>LUCAS/PAUL/</u>	9	1	23	33	0	0	1	1
<u>VOZAR/THOMAS/J</u>	11	5	26	42	0	0	5	5
<u>WEISS/CAROL/</u>	12	3	24	39	1	0	2	3
<u>TOTAL</u>	115	21	270	406	2	2	20	24
<u>COMBINED TOTAL</u>	430							

CUYAHOGA COUNTY COURT OF COMMON PLEAS

OFFICE OF THE MAGISTRATES

MAG MONTHLY HEARING TOTALS

Reporting Period: September 2017

DATE: 10/11/2017
TIME: 08:08 AM

PAGE: 1
CMSR3146

Monthly Hearing Total 337

AUGUSTYN
 Default Hearings 12
 Tax Hearings 2
 Pretrials 11

 TOTAL: 25

BAKER
 Default Hearings 22
 Tax Hearings 3
 Pretrials 1

 TOTAL: 26

BUCHA
 Default Hearings 11
 Tax Hearings 3
 Pretrials 7

 TOTAL: 21

DAY
 Default Hearings 16
 Tax Hearings 4
 Pretrials 3

 TOTAL: 23

DYKE
 Default Hearings 7
 Tax Hearings 3
 Pretrials 0

 TOTAL: 10

GONZALEZ
 Default Hearings 24
 Tax Hearings 6
 Pretrials 1

 TOTAL: 31

HIPPLEY
 Default Hearings 20
 Tax Hearings 7
 Pretrials 4

 TOTAL: 31

JACKSON
 Default Hearings 14
 Tax Hearings 1
 Pretrials 9

 TOTAL: 24

KLEIN
 Default Hearings 21
 Tax Hearings 4
 Pretrials 13

 TOTAL: 38

LUCAS
 Default Hearings 24
 Tax Hearings 11
 Pretrials 2

 TOTAL: 37

CUYAHOGA COUNTY COURT OF COMMON PLEAS

OFFICE OF THE MAGISTRATES

MAG MONTHLY HEARING TOTALS

Reporting Period: September 2017

DATE: 10/11/2017
TIME: 08:08 AM

PAGE: 2
CMSR3146

TOTAL:	37
VOZAR	
Default Hearings	22
Tax Hearings	4
Pretrials	17
<hr/>	
TOTAL:	43
WEISS	
Default Hearings	21
Tax Hearings	5
Pretrials	2
<hr/>	
TOTAL:	28

CUYAHOGA COUNTY COURT OF COMMON PLEAS

DATE: 10/11/2017
 TIME: 8:09 AM

Office of the Magistrates
 Magistrate's Monthly Case Load
 MONTH: SEPTEMBER 2017

PAGE: 1
 CMSR3147

Magistrate Name	Non Tax Total	Tax Cert.	Tax Treas.	Total Tax	Total Cases
AUGUSTYN	109	2	29	31	140
BAKER	210	6	65	71	281
BUCHA	113	4	36	40	153
DAY	153	1	36	37	190
DYKE	142	7	48	55	197
GONZALEZ	178	6	67	73	251
HIPPLEY	215	6	42	48	263
JACKSON	224	6	61	67	291
KLEIN	200	8	47	55	255
LUCAS	206	6	67	73	279
VOZAR	229	5	83	88	317
WEISS	219	9	52	61	280
Non Tax Total:	2198	Cert.Tax Total: 66	Tax Treas. Total: 633	Total Tax: 699	Total Cases: 2897

Report CMSR1062 - Judicial Foreclosure Statistics by Judge

Report CMSR1062 provides a list of judicial foreclosure case activity for each Judge. The report identifies how many cases were pending at the beginning of the period. The new cases filed and cases that were transferred in or reactivated are added to the number pending at the beginning of the period. It then shows the type and number of terminations for the period. The total terminations are subtracted from the total pending which provides the pending at the end of the period.

CUYAHOGA COUNTY COURT OF COMMON PLEAS

DATE: 10/11/2017
TIME: 08:05 AM

Foreclosure Statistics by Judge
Reporting Period: September 2017

PAGE: 1
CMSR1062

Judge

AMBROSE, DICK							
Pending at Beg of Period			New Cases Filed		Cases Transferred In / Reactivated		Total
	65		9		2		76
Terminations							
	Bankruptcy	Default	RefVacated	Court Trial	Dismiss	Other	Total
	1	4	0	0	2	5	12
Total Pending at End of Period							64

BARKER, PAMELA A							
Pending at Beg of Period			New Cases Filed		Cases Transferred In / Reactivated		Total
	108		13		2		123
Terminations							
	Bankruptcy	Default	RefVacated	Court Trial	Dismiss	Other	Total
	2	5	0	1	7	3	18
Total Pending at End of Period							105

BURNSIDE, JANET R							
Pending at Beg of Period			New Cases Filed		Cases Transferred In / Reactivated		Total
	99		14		3		116
Terminations							
	Bankruptcy	Default	RefVacated	Court Trial	Dismiss	Other	Total
	0	2	0	0	4	3	9
Total Pending at End of Period							107

CALABRESE, DEENA R							
Pending at Beg of Period			New Cases Filed		Cases Transferred In / Reactivated		Total
	86		14		4		104
Terminations							
	Bankruptcy	Default	RefVacated	Court Trial	Dismiss	Other	Total
	0	5	0	0	3	2	10
Total Pending at End of Period							94

CLANCY, MAUREEN							
Pending at Beg of Period			New Cases Filed		Cases Transferred In / Reactivated		Total
	87		11		2		100
Terminations							
	Bankruptcy	Default	RefVacated	Court Trial	Dismiss	Other	Total
	0	1	0	0	6	2	9
Total Pending at End of Period							91

COLLIER-WILLIAMS, CASSANDRA							
Pending at Beg of Period			New Cases Filed		Cases Transferred In / Reactivated		Total
	84		10		3		97
Terminations							
	Bankruptcy	Default	RefVacated	Court Trial	Dismiss	Other	Total
	0	1	0	0	2	5	8
Total Pending at End of Period							89

CORRIGAN, BRIAN J							
Pending at Beg of Period			New Cases Filed		Cases Transferred In / Reactivated		Total
	73		7		3		83
Terminations							
	Bankruptcy	Default	RefVacated	Court Trial	Dismiss	Other	Total
	0	1	0	0	5	5	11
Total Pending at End of Period							72

CORRIGAN, PETER J

CUYAHOGA COUNTY COURT OF COMMON PLEAS

DATE: 10/11/2017
TIME: 08:05 AM

Foreclosure Statistics by Judge
Reporting Period: September 2017

PAGE: 2
CMSR1062

Judge

	Pending at Beg of Period	New Cases Filed	Cases Transferred In / Reactivated			Total
	64	17	4			85
Terminations						
	Bankruptcy	Default	RefVacated	Court Trial	Dismiss	Other
	1	7	0	0	3	5
	Total Pending at End of Period					69

DONNELLY, MICHAEL P

	Pending at Beg of Period	New Cases Filed	Cases Transferred In / Reactivated			Total
	88	9	3			100
Terminations						
	Bankruptcy	Default	RefVacated	Court Trial	Dismiss	Other
	1	3	0	0	4	1
	Total Pending at End of Period					91

FRIEDLAND, CAROLYN B

	Pending at Beg of Period	New Cases Filed	Cases Transferred In / Reactivated			Total
	94	9	4			107
Terminations						
	Bankruptcy	Default	RefVacated	Court Trial	Dismiss	Other
	1	8	0	0	2	3
	Total Pending at End of Period					93

FRIEDMAN, STUART A

	Pending at Beg of Period	New Cases Filed	Cases Transferred In / Reactivated			Total
	87	14	4			105
Terminations						
	Bankruptcy	Default	RefVacated	Court Trial	Dismiss	Other
	0	8	0	0	2	4
	Total Pending at End of Period					91

FUERST, NANCY A

	Pending at Beg of Period	New Cases Filed	Cases Transferred In / Reactivated			Total
	113	11	7			131
Terminations						
	Bankruptcy	Default	RefVacated	Court Trial	Dismiss	Other
	0	10	0	0	2	5
	Total Pending at End of Period					114

GALL, STEVEN E

	Pending at Beg of Period	New Cases Filed	Cases Transferred In / Reactivated			Total
	93	16	5			114
Terminations						
	Bankruptcy	Default	RefVacated	Court Trial	Dismiss	Other
	0	7	0	0	5	8
	Total Pending at End of Period					94

GALLAGHER, HOLLIE L

	Pending at Beg of Period	New Cases Filed	Cases Transferred In / Reactivated			Total
	71	14	4			89
Terminations						
	Bankruptcy	Default	RefVacated	Court Trial	Dismiss	Other
	0	8	0	0	4	4
	Total Pending at End of Period					73

GALLAGHER, KELLY ANN

CUYAHOGA COUNTY COURT OF COMMON PLEAS

DATE: 10/11/2017
TIME: 08:05 AM

Foreclosure Statistics by Judge
Reporting Period: September 2017

PAGE: 3
CMSR1062

Judge

Pending at Beg of Period		New Cases Filed		Cases Transferred In / Reactivated			Total
	88		14		6		108
Terminations							
	Bankruptcy 0	Default 11	RefVacated 0	Court Trial 0	Dismiss 1	Other 2	Total 14
Total Pending at End of Period							94
Pending at Beg of Period		New Cases Filed		Cases Transferred In / Reactivated			Total
	108		10		2		120
Terminations							
	Bankruptcy 0	Default 7	RefVacated 0	Court Trial 0	Dismiss 9	Other 6	Total 22
Total Pending at End of Period							98
Pending at Beg of Period		New Cases Filed		Cases Transferred In / Reactivated			Total
	111		16		3		130
Terminations							
	Bankruptcy 2	Default 13	RefVacated 0	Court Trial 0	Dismiss 4	Other 7	Total 26
Total Pending at End of Period							104
Pending at Beg of Period		New Cases Filed		Cases Transferred In / Reactivated			Total
	100		15		6		121
Terminations							
	Bankruptcy 0	Default 5	RefVacated 0	Court Trial 0	Dismiss 4	Other 6	Total 15
Total Pending at End of Period							106
Pending at Beg of Period		New Cases Filed		Cases Transferred In / Reactivated			Total
	101		18		4		123
Terminations							
	Bankruptcy 0	Default 2	RefVacated 0	Court Trial 0	Dismiss 7	Other 6	Total 15
Total Pending at End of Period							108
Pending at Beg of Period		New Cases Filed		Cases Transferred In / Reactivated			Total
	85		14		2		101
Terminations							
	Bankruptcy 4	Default 11	RefVacated 0	Court Trial 0	Dismiss 3	Other 5	Total 23
Total Pending at End of Period							78
Pending at Beg of Period		New Cases Filed		Cases Transferred In / Reactivated			Total
	77		11		7		95
Terminations							
	Bankruptcy 1	Default 8	RefVacated 0	Court Trial 0	Dismiss 6	Other 8	Total 23
Total Pending at End of Period							72
Pending at Beg of Period		New Cases Filed		Cases Transferred In / Reactivated			Total

CUYAHOGA COUNTY COURT OF COMMON PLEAS

DATE: 10/11/2017
TIME: 08:05 AM

Foreclosure Statistics by Judge
Reporting Period: September 2017

PAGE: 4
CMSR1062

Judge

Pending at Beg of Period		New Cases Filed		Cases Transferred In / Reactivated			Total
86		14		4			104
Terminations							
Bankruptcy	0	Default	1	RefVacated	0	Court Trial	0
				Dismiss	4	Other	2
							Total
							7
							Total Pending at End of Period
							97

MIDAY, SHERRIE

Pending at Beg of Period		New Cases Filed		Cases Transferred In / Reactivated			Total
104		16		8			128
Terminations							
Bankruptcy	0	Default	10	RefVacated	0	Court Trial	0
				Dismiss	2	Other	13
							Total
							25
							Total Pending at End of Period
							103

O'DONNELL, JOHN P

Pending at Beg of Period		New Cases Filed		Cases Transferred In / Reactivated			Total
68		8		7			83
Terminations							
Bankruptcy	1	Default	3	RefVacated	0	Court Trial	0
				Dismiss	6	Other	2
							Total
							12
							Total Pending at End of Period
							71

RUSSO, JOHN J

Pending at Beg of Period		New Cases Filed		Cases Transferred In / Reactivated			Total
53		2		2			57
Terminations							
Bankruptcy	0	Default	2	RefVacated	0	Court Trial	0
				Dismiss	1	Other	9
							Total
							12
							Total Pending at End of Period
							45

RUSSO, JOSEPH D

Pending at Beg of Period		New Cases Filed		Cases Transferred In / Reactivated			Total
93		12		5			110
Terminations							
Bankruptcy	0	Default	6	RefVacated	0	Court Trial	0
				Dismiss	2	Other	5
							Total
							13
							Total Pending at End of Period
							97

RUSSO, MICHAEL J

Pending at Beg of Period		New Cases Filed		Cases Transferred In / Reactivated			Total
92		13		6			111
Terminations							
Bankruptcy	0	Default	3	RefVacated	0	Court Trial	0
				Dismiss	5	Other	7
							Total
							15
							Total Pending at End of Period
							96

RUSSO, NANCY MARGARET

Pending at Beg of Period		New Cases Filed		Cases Transferred In / Reactivated			Total
65		6		4			75
Terminations							
Bankruptcy	0	Default	8	RefVacated	0	Court Trial	0
				Dismiss	3	Other	1
							Total
							12
							Total Pending at End of Period
							63

SAFFOLD, SHIRLEY STRICKLAND

CUYAHOGA COUNTY COURT OF COMMON PLEAS

DATE: 10/11/2017
 TIME: 08:05 AM

Foreclosure Statistics by Judge
 Reporting Period: September 2017

PAGE: 5
 CMSR1062

Judge							
	Pending at Beg of Period		New Cases Filed	Cases Transferred In / Reactivated			Total
	90		14	3			107
Terminations	Bankruptcy	Default	RefVacated	Court Trial	Dismiss	Other	Total
	2	0	0	0	4	4	10
Total Pending at End of Period							97
SHAUGHNESSY, MICHAEL P							
	Pending at Beg of Period		New Cases Filed	Cases Transferred In / Reactivated			Total
	92		11	2			105
Terminations	Bankruptcy	Default	RefVacated	Court Trial	Dismiss	Other	Total
	1	7	0	0	7	4	19
Total Pending at End of Period							86
SHEEHAN, BRENDAN J							
	Pending at Beg of Period		New Cases Filed	Cases Transferred In / Reactivated			Total
	80		9	5			94
Terminations	Bankruptcy	Default	RefVacated	Court Trial	Dismiss	Other	Total
	1	6	0	0	8	4	19
Total Pending at End of Period							75
SUTULA, JOHN D							
	Pending at Beg of Period		New Cases Filed	Cases Transferred In / Reactivated			Total
	108		11	2			121
Terminations	Bankruptcy	Default	RefVacated	Court Trial	Dismiss	Other	Total
	0	18	0	0	3	5	26
Total Pending at End of Period							95
SUTULA, KATHLEEN ANN							
	Pending at Beg of Period		New Cases Filed	Cases Transferred In / Reactivated			Total
	83		8	4			95
Terminations	Bankruptcy	Default	RefVacated	Court Trial	Dismiss	Other	Total
	0	8	0	0	7	4	19
Total Pending at End of Period							76
SYNENBERG, JOAN							
	Pending at Beg of Period		New Cases Filed	Cases Transferred In / Reactivated			Total
	108		16	3			127
Terminations	Bankruptcy	Default	RefVacated	Court Trial	Dismiss	Other	Total
	1	4	0	0	4	9	18
Total Pending at End of Period							109

Monthly Summary

MONTHLY SUMMARY

September 2017

NAME	PEND	ASSIGNED			TRIALS						DISP	PENDING				+	-
		CV	CR	TOT	JURY			COURT				CV	FR	CR	TOT		
Dick Ambrose	402	44	30	74	0	0	0	1	0	1	64	220	64	128	412	-10	
Pamela A. Barker	408	44	32	76	0	1	1	0	0	0	71	191	104	118	413	-5	
Janet R. Burnside	410	47	19	66	0	0	0	0	0	0	77	216	106	77	399	+11	
Deena R. Calabrese	420	52	35	87	0	0	0	0	0	0	90	194	94	129	417	+3	
Maureen Clancy	357	44	30	74	0	2	2	0	0	0	74	194	90	73	357	0	
Cassandra Collier-Willia	460	43	36	79	0	0	0	0	0	0	80	175	88	196	459	+1	
Brian J. Corrigan	494	48	36	84	0	1	1	0	0	0	98	277	72	131	480	+14	
Peter J. Corrigan	416	47	35	82	0	2	2	1	0	1	91	201	69	137	407	+9	
Michael P. Donnelly	423	47	43	90	0	1	1	1	0	1	86	185	91	151	427	-4	
Carolyn B. Friedland	454	45	30	75	1	0	1	0	1	1	86	229	93	121	443	+11	
Stuart A. Friedman	419	46	30	76	0	0	0	0	2	2	74	211	90	120	421	-2	
Nancy A. Fuerst	380	49	29	78	0	1	1	0	1	1	88	186	114	70	370	+10	
Steven E. Gall	429	50	42	92	0	1	1	0	0	0	81	169	94	177	440	-11	
Hollie L. Gallagher	386	47	32	79	0	0	0	1	1	2	92	206	73	94	373	+13	
Kelly A. Gallagher	416	51	29	80	0	1	1	0	0	0	86	221	89	100	410	+6	
Shannon M. Gallagher	444	44	23	67	0	0	0	0	0	0	81	225	97	108	430	+14	
Daniel Gaul	472	47	37	84	0	1	1	0	0	0	89	197	104	166	467	+5	
Michael E Jackson	488	44	43	87	0	0	0	0	1	1	67	187	106	215	508	-20	
David T. Matia	410	48	48	96	0	1	1	0	0	0	83	195	108	120	423	-13	
Robert C. McClelland	484	46	36	82	0	0	0	0	0	0	78	240	77	171	488	-4	
Timothy McCormick	368	52	29	81	0	0	0	0	0	0	91	208	71	79	358	+10	
Nancy R. McDonnell	340	48	30	78	1	0	1	0	0	0	69	185	97	67	349	-9	
Sherrie Miday	468	53	28	81	0	0	0	0	1	1	101	248	98	102	448	+20	
John P. O'Donnell	424	51	24	75	3	1	4	0	1	1	88	230	70	111	411	+13	
John J. Russo	163	25	17	42	0	0	0	0	0	0	44	96	42	23	161	+2	
Joseph D. Russo	508	45	28	73	0	0	0	0	0	0	89	205	97	190	492	+16	
Michael J. Russo	422	49	29	78	0	1	1	1	0	1	99	199	96	106	401	+21	
Nancy Margaret Russo	230	47	38	85	0	0	0	0	0	0	56	98	63	98	259	-29	
Shirley Strickland Saffold	401	49	36	85	0	0	0	0	0	0	92	183	95	116	394	+7	
Michael P. Shaughnessy	432	45	34	79	0	0	0	0	0	0	77	231	80	123	434	-2	
Brendan J. Sheehan	349	46	32	78	0	2	2	0	0	0	82	175	74	96	345	+4	
John D. Sutula	559	46	37	83	0	0	0	0	1	1	89	287	95	171	553	+6	
Kathleen Ann Sutula	337	45	29	74	0	1	1	0	0	0	68	173	76	94	343	-6	
Joan Synenberg	369	48	36	84	0	0	0	0	1	1	74	186	108	85	379	-10	
TOTALS	13942	1582	1102	2684	5	17	22	5	10	15	2755	6823	2985	4063	13871	+71	

Year to Date Summary

SUMMARY FOR THE COURT

January - September 2017

NAME	PEND	ASSIGNED			TRIALS						DISP	PENDING				+	-
		CV	CR	TOT	JURY			COURT				CV	FR	CR	TOT		
Dick Ambrose	389	443	341	784	0	3	3	1	1	2	761	220	64	128	412	-23	
Pamela A. Barker	449	449	274	723	1	4	5	0	4	4	759	191	104	118	413	+36	
Janet R. Burnside	460	427	317	744	0	6	6	0	2	2	805	216	106	77	399	+61	
Deena R. Calabrese	426	450	301	751	2	1	3	0	2	2	760	194	94	129	417	+9	
Maureen Clancy	374	442	296	738	1	8	9	0	1	1	755	194	90	73	357	+17	
Cassandra Collier-Willia	427	448	367	815	0	3	3	0	5	5	783	175	88	196	459	-32	
Brian J. Corrigan	501	434	321	755	0	2	2	0	7	7	776	277	72	131	480	+21	
Peter J. Corrigan	420	436	309	745	0	10	10	3	1	4	758	201	69	137	407	+13	
Michael P. Donnelly	402	457	340	797	0	7	7	1	7	8	772	185	91	151	427	-25	
Carolyn B. Friedland	469	442	303	745	2	0	2	1	5	6	771	229	93	121	443	+26	
Stuart A. Friedman	453	437	280	717	1	0	1	1	7	8	749	211	90	120	421	+32	
Nancy A. Fuerst	408	433	275	708	0	4	4	1	1	2	746	186	114	70	370	+38	
Steven E. Gall	450	438	328	766	1	4	5	0	1	1	776	169	94	177	440	+10	
Hollie L. Gallagher	373	442	275	717	1	2	3	2	3	5	717	206	73	94	373	0	
Kelly A. Gallagher	463	436	301	737	1	9	10	0	2	2	790	221	89	100	410	+53	
Shannon M. Gallagher	470	448	294	742	1	4	5	1	5	6	782	225	97	108	430	+40	
Daniel Gaul	552	424	340	764	3	10	13	0	2	2	849	197	104	166	467	+85	
Michael E Jackson	475	438	378	816	1	5	6	4	3	7	783	187	106	215	508	-33	
David T. Matia	410	446	395	841	2	3	5	0	1	1	828	195	108	120	423	-13	
Robert C. McClelland	494	455	342	797	0	2	2	2	6	8	803	240	77	171	488	+6	
Timothy McCormick	384	446	285	731	0	4	4	1	2	3	757	208	71	79	358	+26	
Nancy R. McDonnell	365	437	269	706	5	5	10	0	2	2	722	185	97	67	349	+16	
Sherrie Miday	394	471	283	754	0	8	8	0	2	2	700	248	98	102	448	-54	
John P. O'Donnell	447	453	285	738	5	10	15	5	4	9	774	230	70	111	411	+36	
John J. Russo	156	246	107	353	1	0	1	0	0	0	348	96	42	23	161	-5	
Joseph D. Russo	482	437	314	751	0	0	0	0	4	4	741	205	97	190	492	-10	
Michael J. Russo	433	460	305	765	0	6	6	1	1	2	797	199	96	106	401	+32	
Nancy Margaret Russo	240	435	277	712	0	2	2	0	0	0	693	98	63	98	259	-19	
Shirley Strickland Saffold	432	445	283	728	0	3	3	0	0	0	766	183	95	116	394	+38	
Michael P. Shaughnessy	494	420	312	732	0	2	2	0	3	3	792	231	80	123	434	+60	
Brendan J. Sheehan	366	443	278	721	0	14	14	3	4	7	742	175	74	96	345	+21	
John D. Sutula	575	441	360	801	1	3	4	2	11	13	823	287	95	171	553	+22	
Kathleen Ann Sutula	353	461	265	726	3	9	12	0	0	0	736	173	76	94	343	+10	
Joan Synenberg	371	492	351	843	1	3	4	0	3	3	835	186	108	85	379	-8	
TOTALS	14357	14912	10351	25263	33	156	189	29	102	131	25749	6823	2985	4063	13871	+486	

Corrections/Adjustments