



***Statistics Report
April 2016***

***John J. Russo
Administrative and Presiding Judge***

TABLE OF CONTENTS

Criminal Statistics

Newly Filed, Re-Activated and Transferred in Cases _____ 4

Yearly Criminal Terminations _____ 5

Pending Criminal Cases End of Period _____ 6

Clearance Rate _____ 7

Arrest to Disposition Timeline _____ 8

Average Arrest to Disposition Timeline (Jail Cases) _____ 9

Average Arrest to Disposition Timeline (Non-Jail Cases) _____ 10

Average Arrest to Disposition Timeline (Jail and Non-Jail Cases) _____ 11

Yearly Average Arrest to Disposition Timeline _____ 12

Indictments and Informations Filed With the Clerk of Courts _____ 13

Bail Case Arraignment Activity _____ 14

Overall Arraignment Statistics _____ 15

Foreclosure Statistics

Total Pending Judicial Foreclosure Cases Referred to Magistrates _____ 17

Total Pending Tax Lien & Certificate Cases Referred to Magistrates _____ 18

Percentage of Pending Judicial Foreclosure Cases By Filing Year _____ 19

Judicial Foreclosure Clearance Rate Year 2016 _____ 20

Avg. Number of Days to Disp. (Excl. Bank. Stays & Tax Lien & Tax Cert.) _____ 21

Avg. Number of Days to Disp. (Excl. Bank. Stays & Incl. Tax Lien & Tax Cert.) _____ 22

Total New Judicial Foreclosure Filings _____ 23

New Marsh of Lien/Quiet Title/Partition Case Filings for Years 2005 – 2016 YTD _____ 24

New Marsh of Lien/Quiet Title/Partition Case Filings by month for 2016 YTD _____ 24

New Tax Lien & Certificate Filings for Years 2005 – 2016 YTD _____ 25

New Tax Lien & Certificate Filings by Month for Year 2016 YTD _____ 25

Total New Judicial Foreclosure Filings Years 2005 – 2016 YTD _____ 26

Total New Judicial Foreclosure Filings by Month for Year 2016 YTD _____ 26

Magistrate’s Monthly Reports _____ 27

Report CMSR1062 - Judicial Foreclosure Statistics by Judge _____ 35

Monthly Summary _____ 41

Year to Date Summary _____ 43

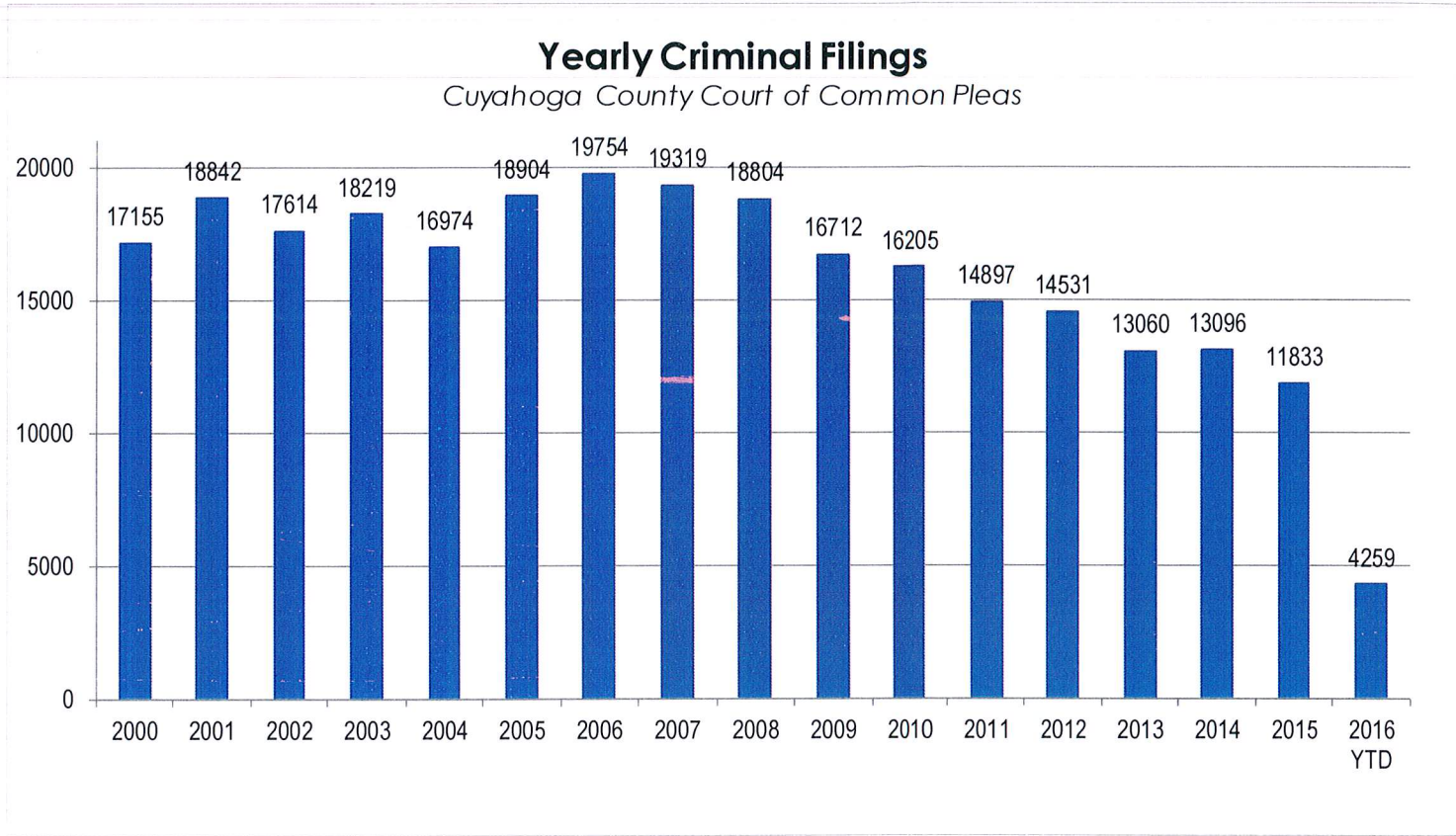
Corrections/Adjustments _____ 45

Criminal Case Statistics

CUYAHOGA COUNTY COMMON PLEAS COURT

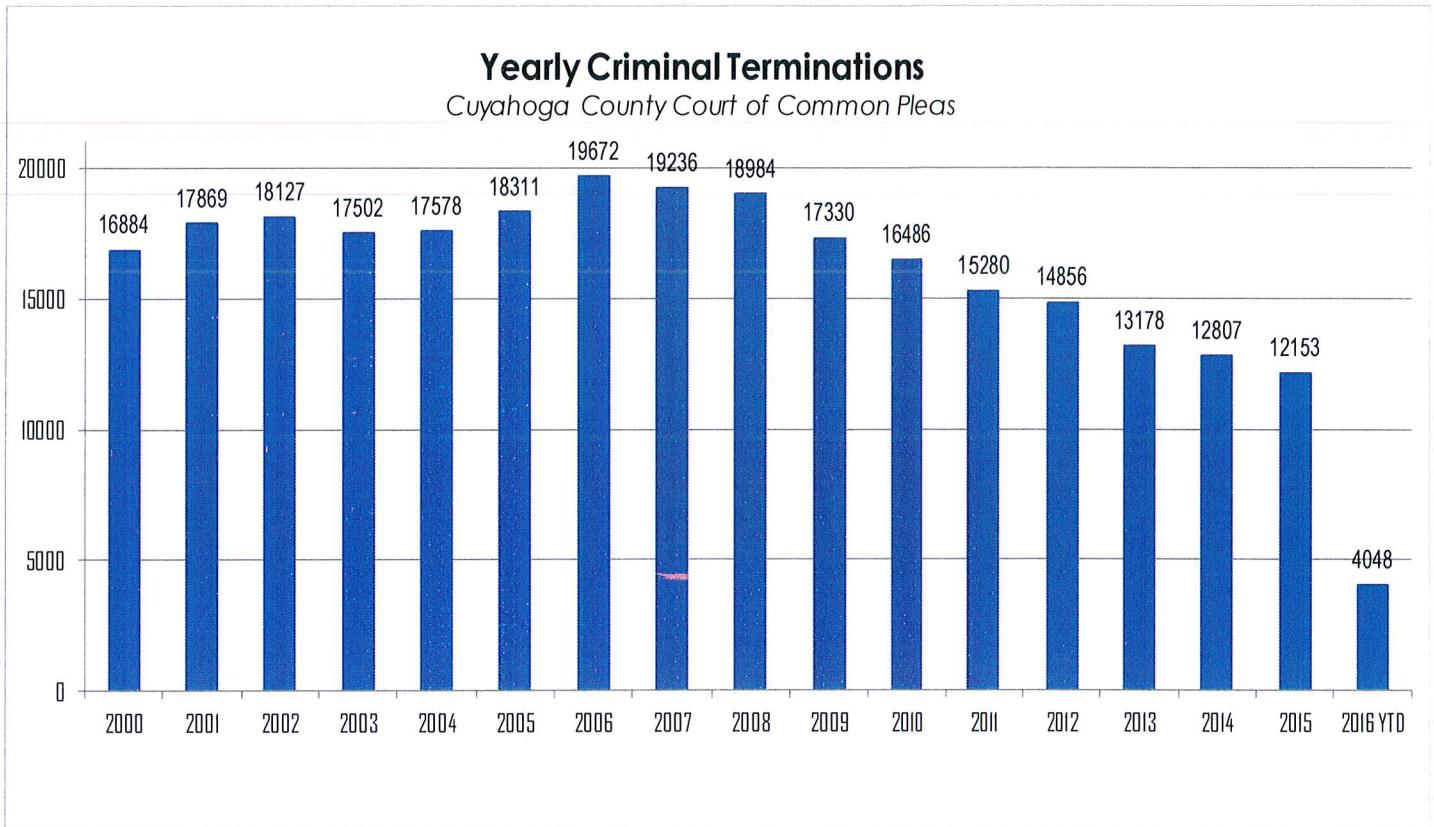
Newly Filed, Re-Activated and Transferred in Cases

The following chart is a representation of all filed cases in Cuyahoga County Court of Common Pleas from 2000 – April 2016. Newly filed cases are defined as having been arraigned and assigned to a Judge. Re-activated cases are defined as cases where a defendant was unavailable for trial and has now become ready to proceed. Transferred cases are defined as cases moved from one judge's docket to another. This could be due to re-assignment to a Mental Health Judge or after additional information indicates that by Court rule, the case should have been assigned to another Judge.



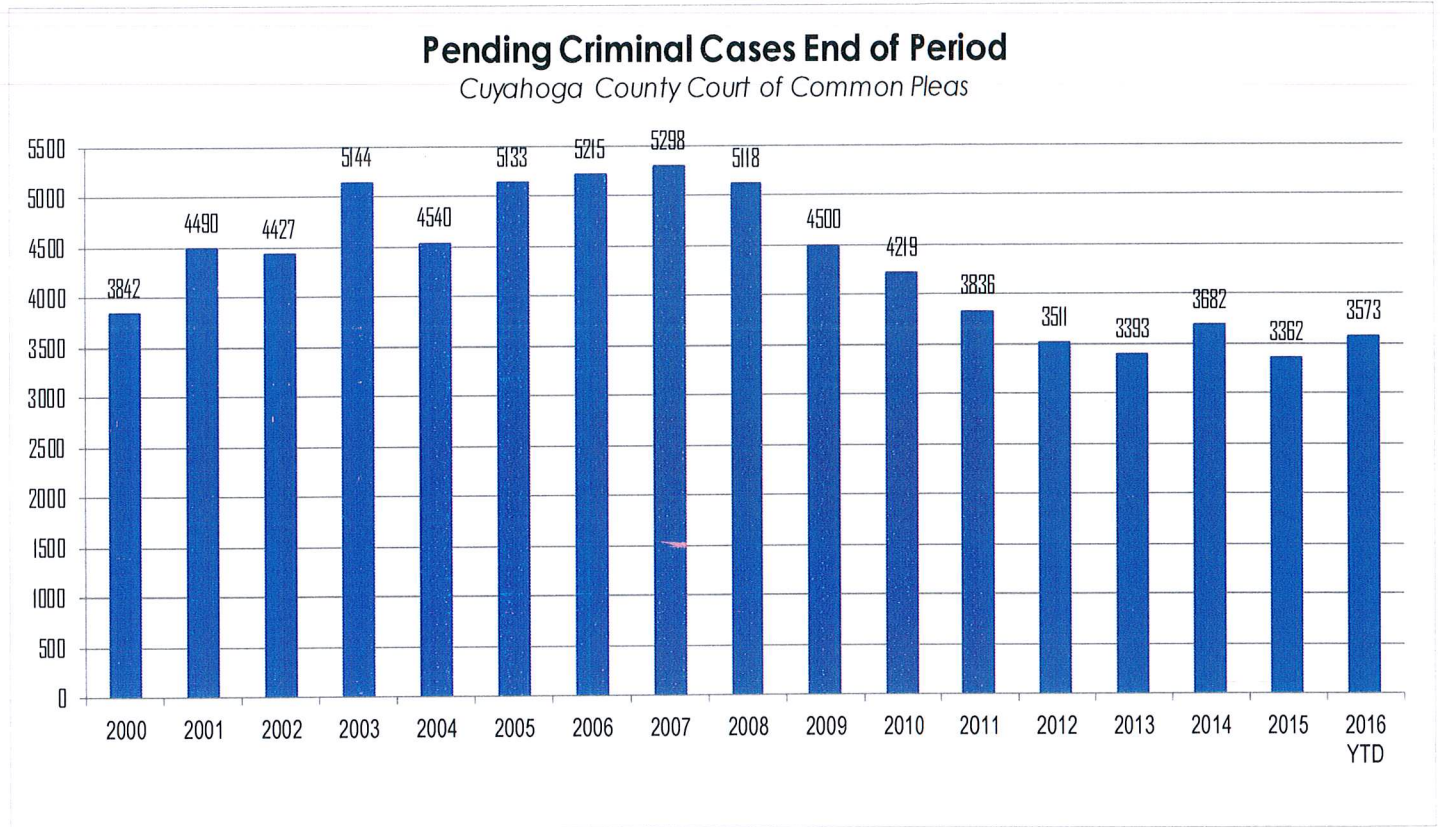
Yearly Criminal Terminations

The following chart represents cases that have been terminated by the court from 2000 – April 2016. These cases have been terminated either by trial; plea, dismissal or a defendant is unavailable for trial or sentencing.



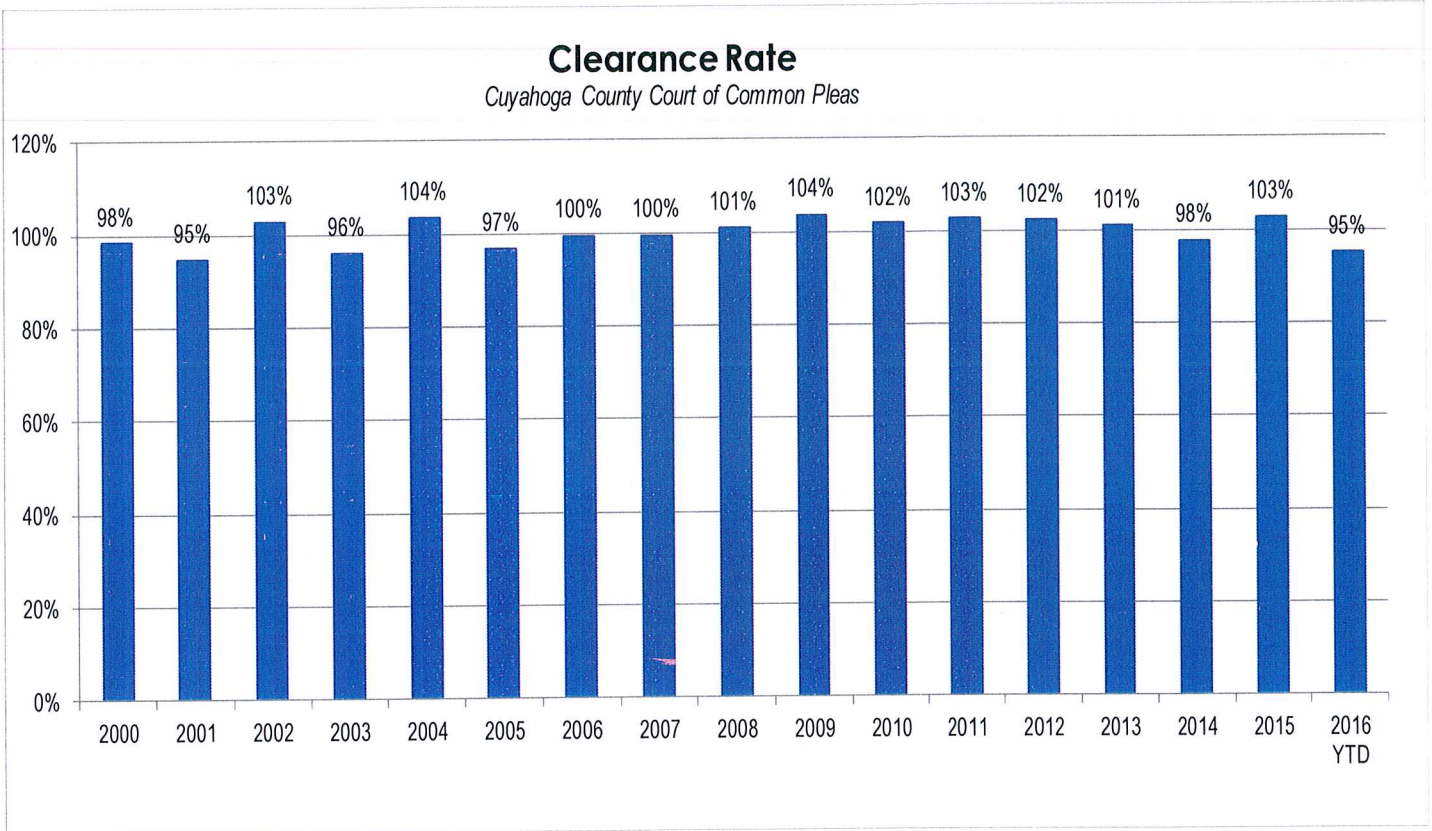
Pending Criminal Cases End of Period

The following chart represents the total number of cases pending at the end of the reporting period from 2000 – April 2016. Pending criminal cases at the end of the period is determined by adding the total number of pending cases at the beginning of the reporting period, and all newly filed, re-activated and transferred in cases. The total number of cases terminated in the period is subtracted from the sum total pending at the beginning of the period to give the value pending at the end of the period.



Clearance Rate

The Clearance Rate is the total number of outgoing cases as a percentage of the number of incoming cases. Clearance rate measures whether the court is keeping up with its incoming caseload. If cases are not disposed in a timely manner, a backlog of cases awaiting disposition will grow. A Clearance Rate of 100% indicates that at least as many cases have been filed, reopened, or reactivated in a period have been disposed.



Arrest to Disposition Timeline

Arrest to disposition timeline is a method to measure how felony cases flow through the Cuyahoga County Criminal Justice System. By capturing how long a case takes to move from stage to stage, we can examine where problems may exist and where potential improvements in case processing can be made.

The source data was extracted from the Cuyahoga County Court of Common Pleas Case Management System. The overall population of sample data was based on cases terminated in a given month excluding cases that have gone through diversion programs. A case is defined as a defendant and all charges involved in a single incident. The period for the extracted data is from April 2016.

The stages examined were:

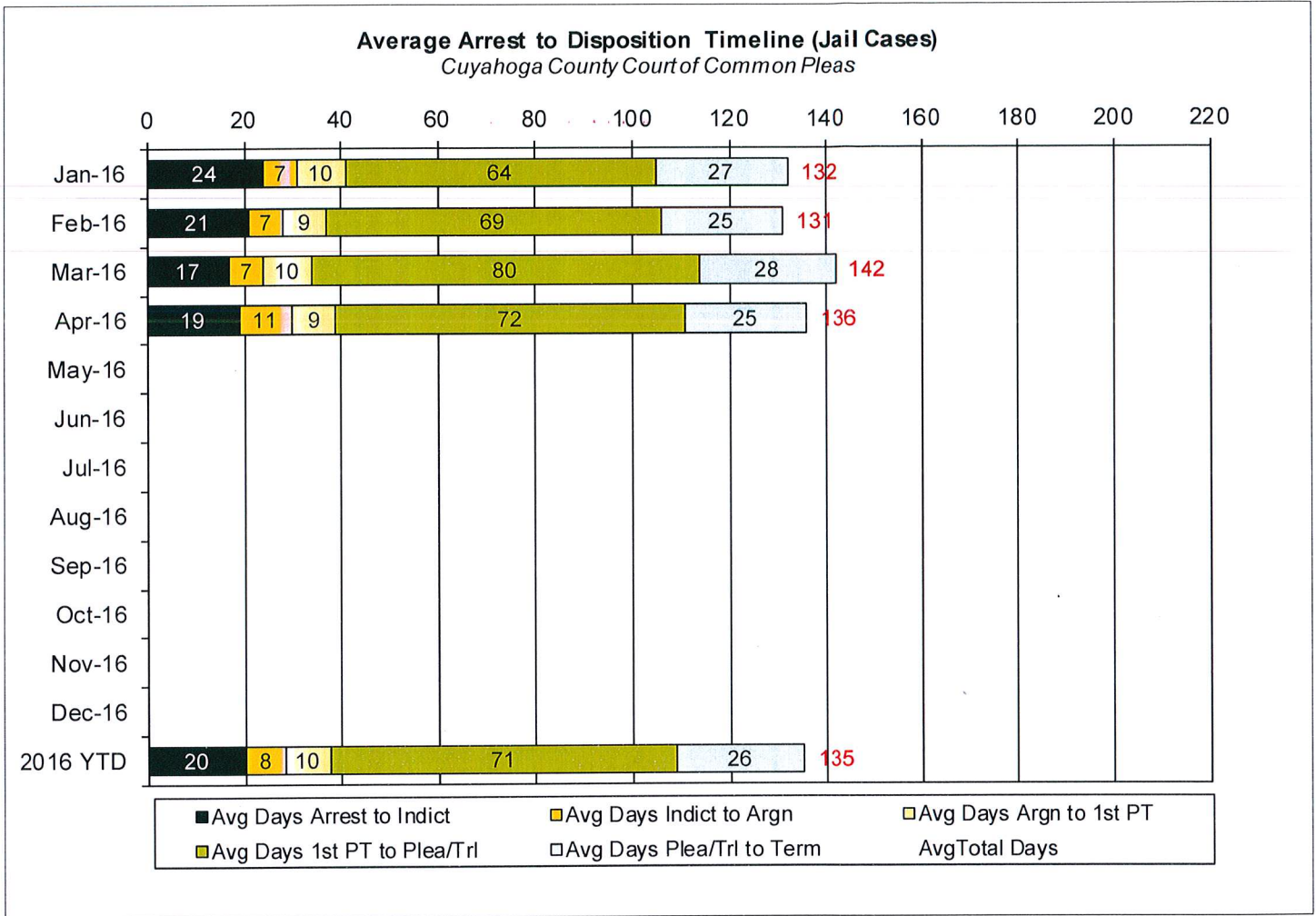
- Arrest to Indictment
- Indictment to Arraignment
- Arraignment to 1st Pre-Trial
- 1st Pre-Trial to Plea/Trial
- Plea/Trial to Termination

Due to the fact that each case may or may not have all of the stage date elements, a method to arrive at stage averages was applied. For a case to be included in the average for a stage there would need to be both dates for the given stage. A case would be included in the Arrest to Indictment stage if both arrest date and indictment date were available. This method was applied to each of the five stages. Next we calculated the total number of cases that met the date criteria for each of the ranges and also the total number of days between each date. To arrive at an average, the total number of days for each case in each range was calculated and divided by the total number of cases that met the date criteria. If a case had a time period or periods where the defendant was capiased or referred to the Psych Clinic, that amount of time was subtracted from the appropriate range. For re-indicted cases, the original arrest date is used.

The following three charts are for Jail, Non-Jail and combined Jail and Non-Jail cases. Jail and Non-Jail cases are defined by the posting of bond prior to plea or trial.

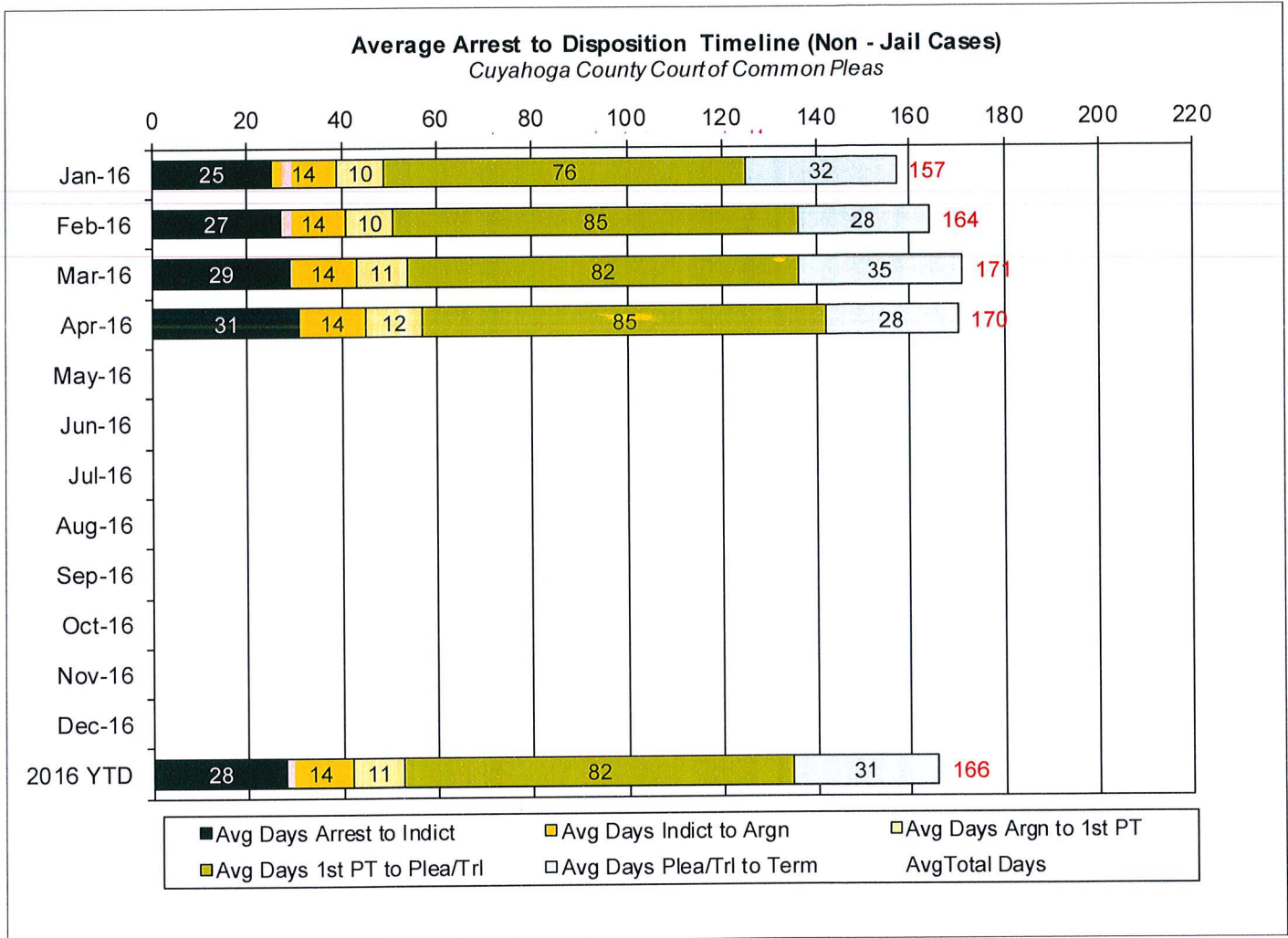
CUYAHOGA COUNTY COMMON PLEAS COURT

Average Arrest to Disposition Timeline (Jail Cases)



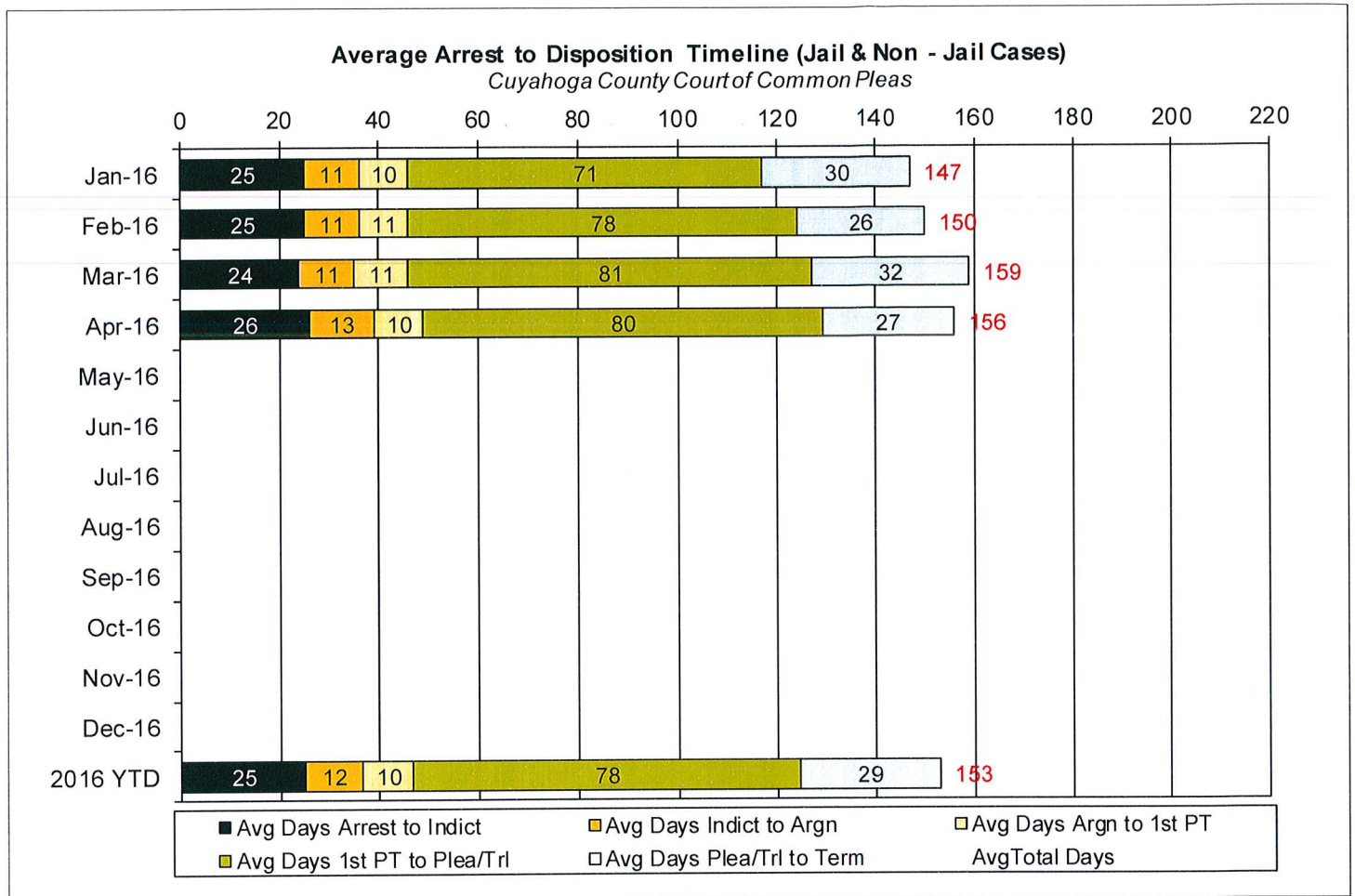
CUYAHOGA COUNTY COMMON PLEAS COURT

Average Arrest to Disposition Timeline (Non-Jail Cases)



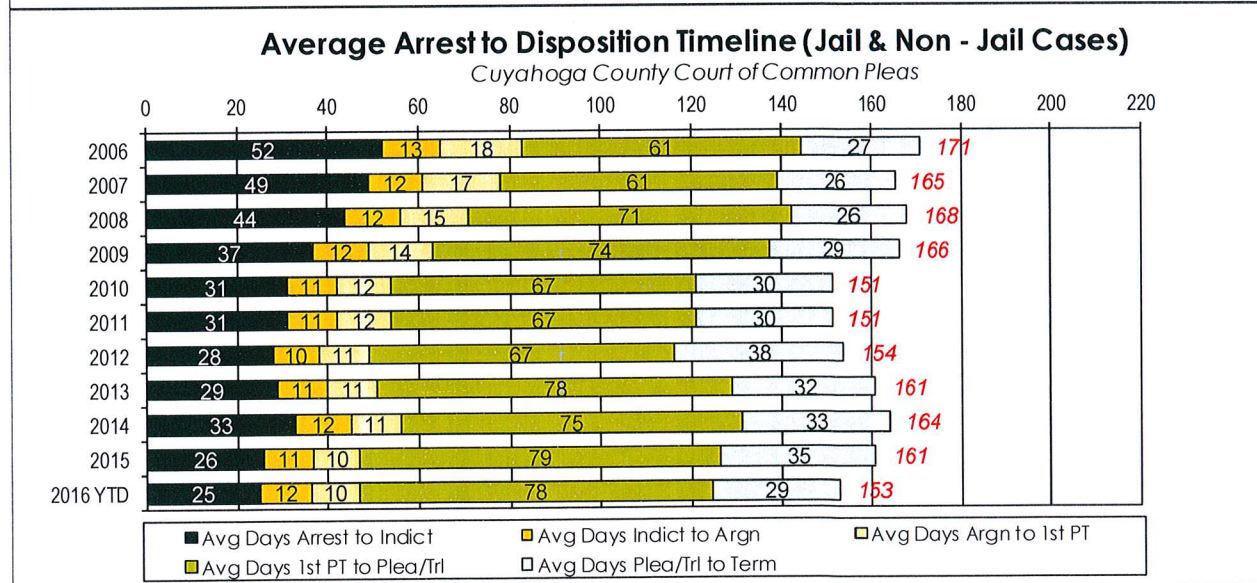
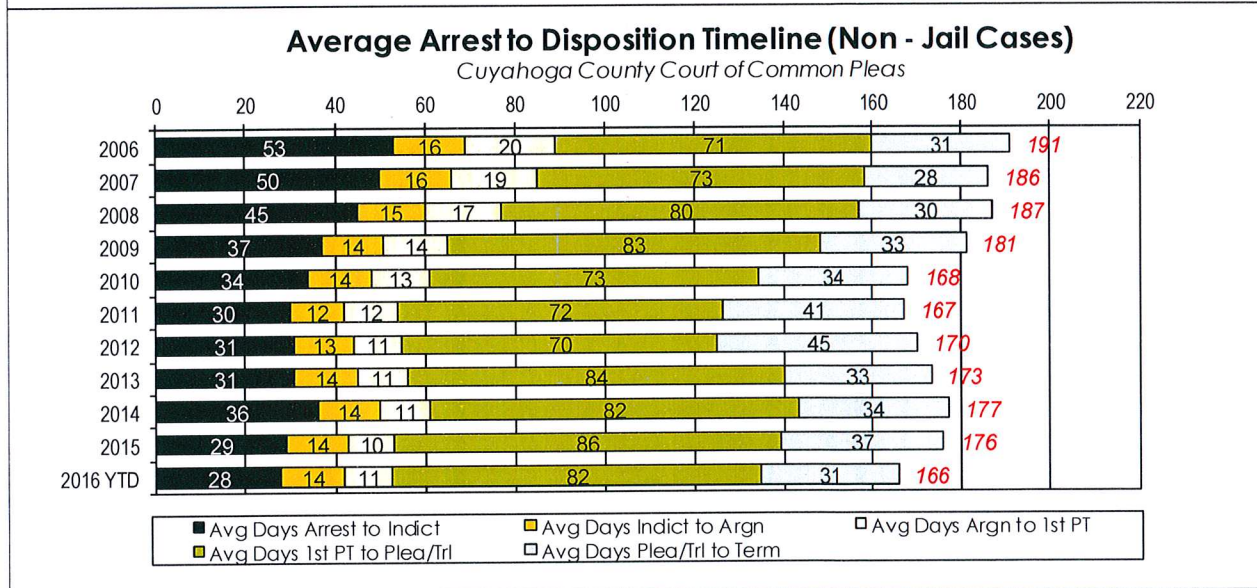
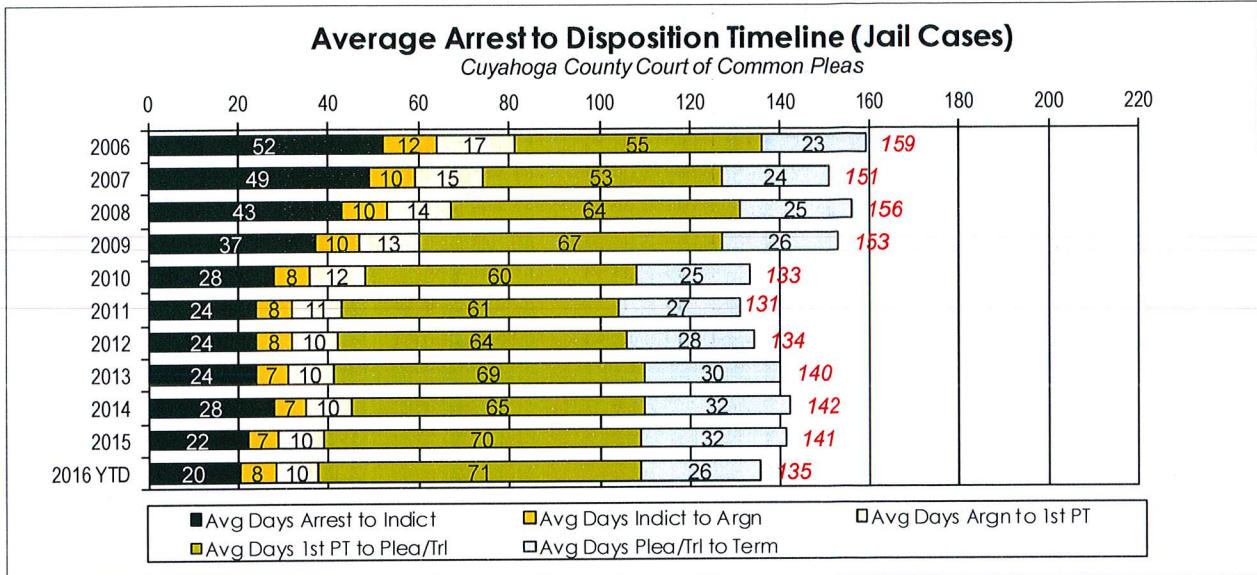
CUYAHOGA COUNTY COMMON PLEAS COURT

Average Arrest to Disposition Timeline (Jail and Non-Jail Cases)



CUYAHOGA COUNTY COMMON PLEAS COURT

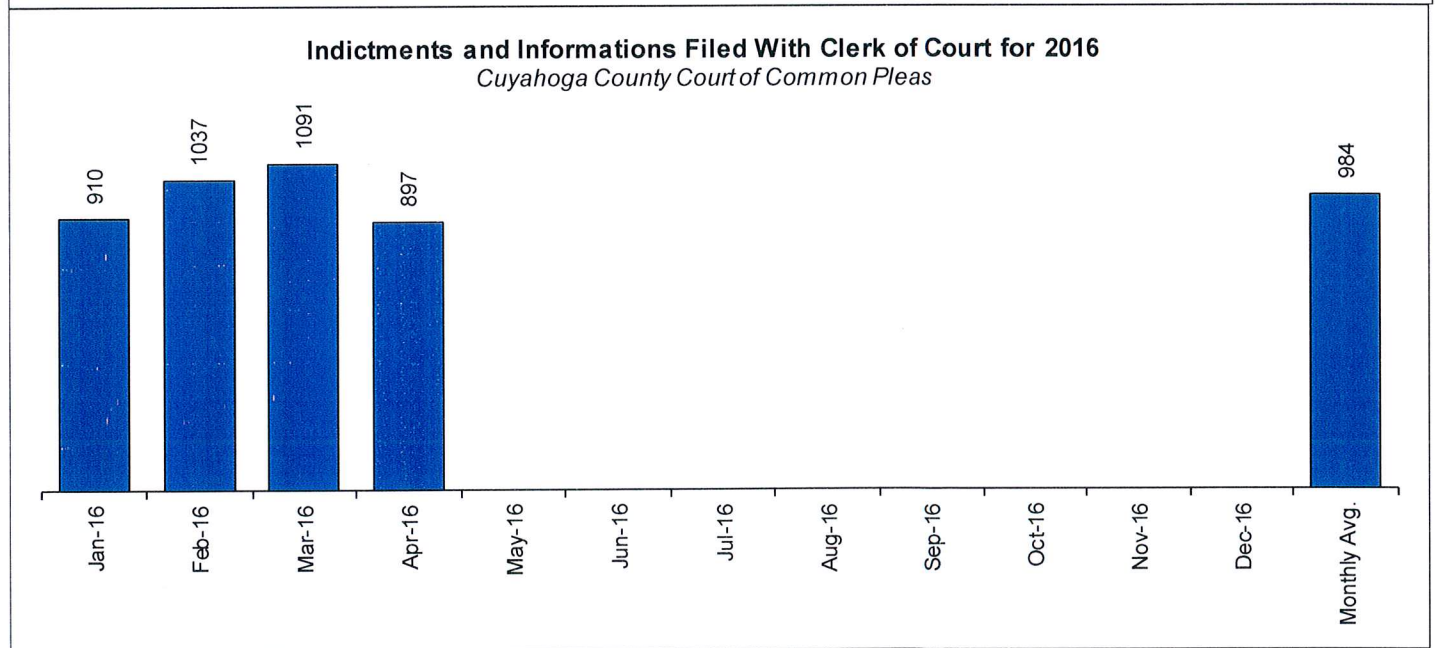
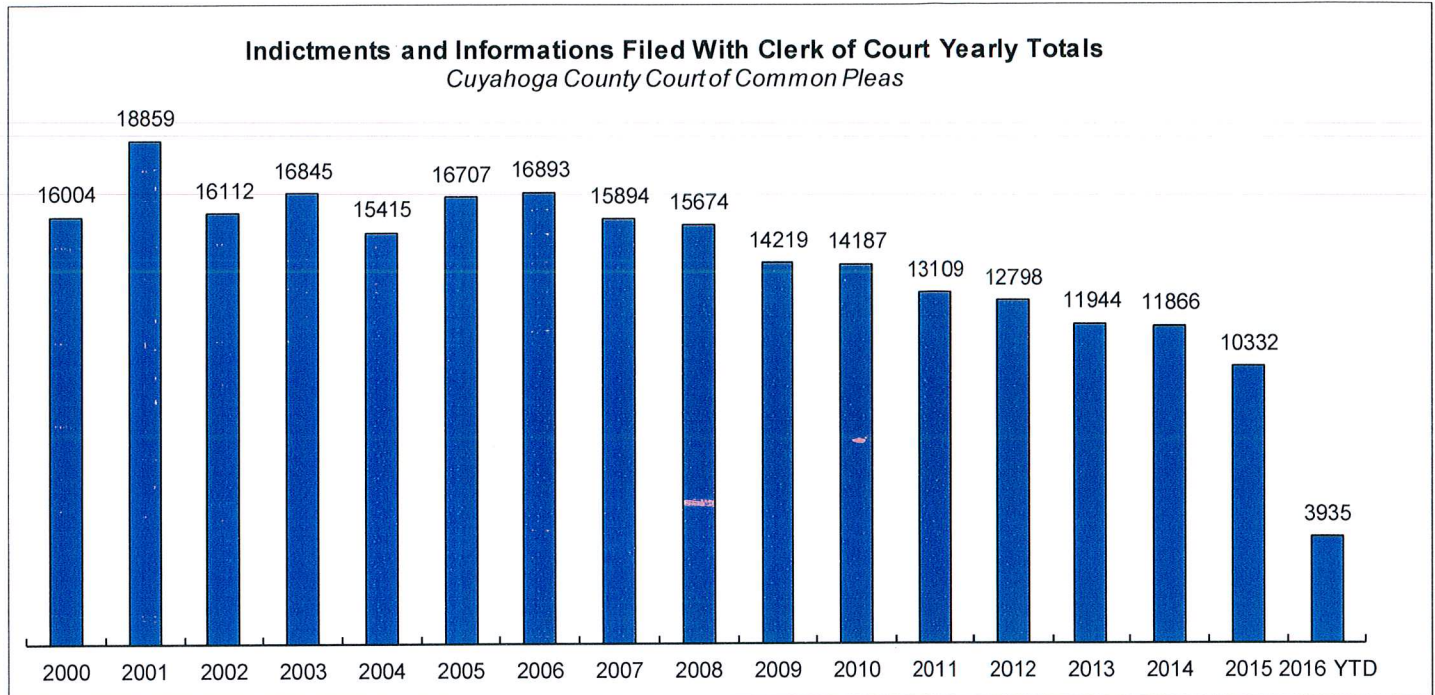
Yearly Average Arrest to Disposition Timeline



CUYAHOGA COUNTY COMMON PLEAS COURT

Indictments and Informations Filed With the Clerk of Courts

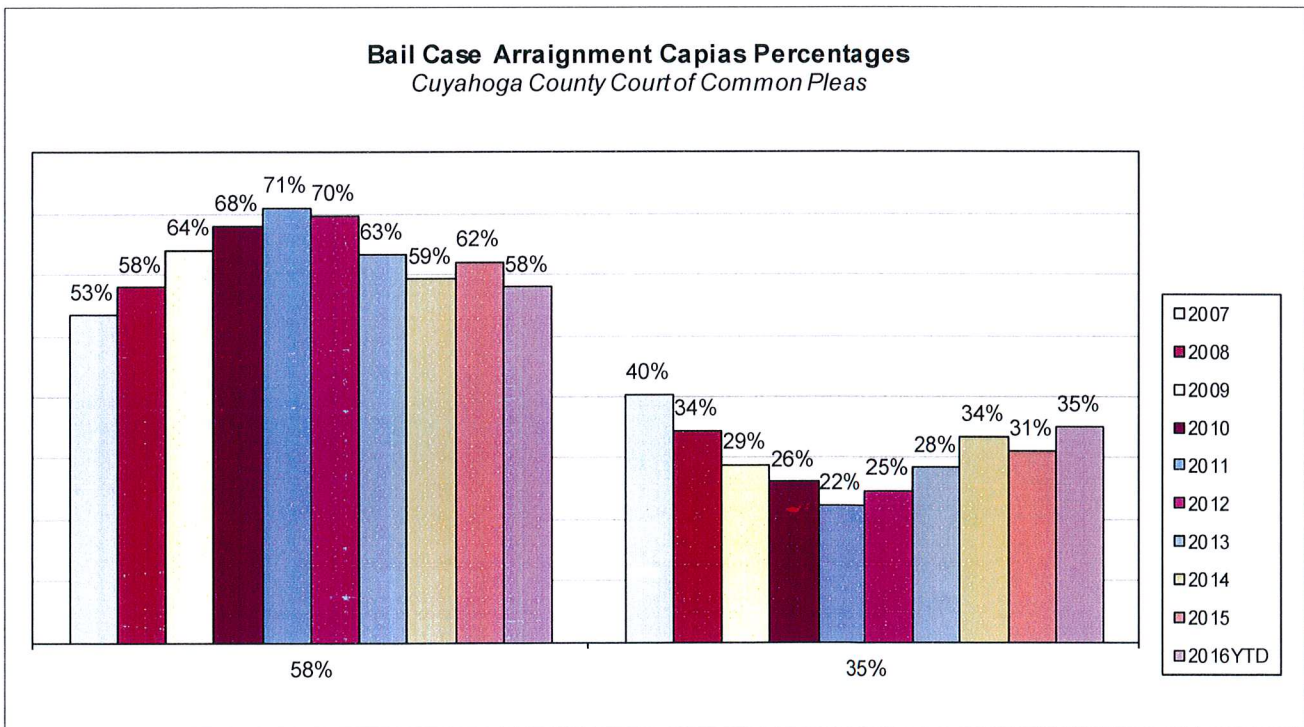
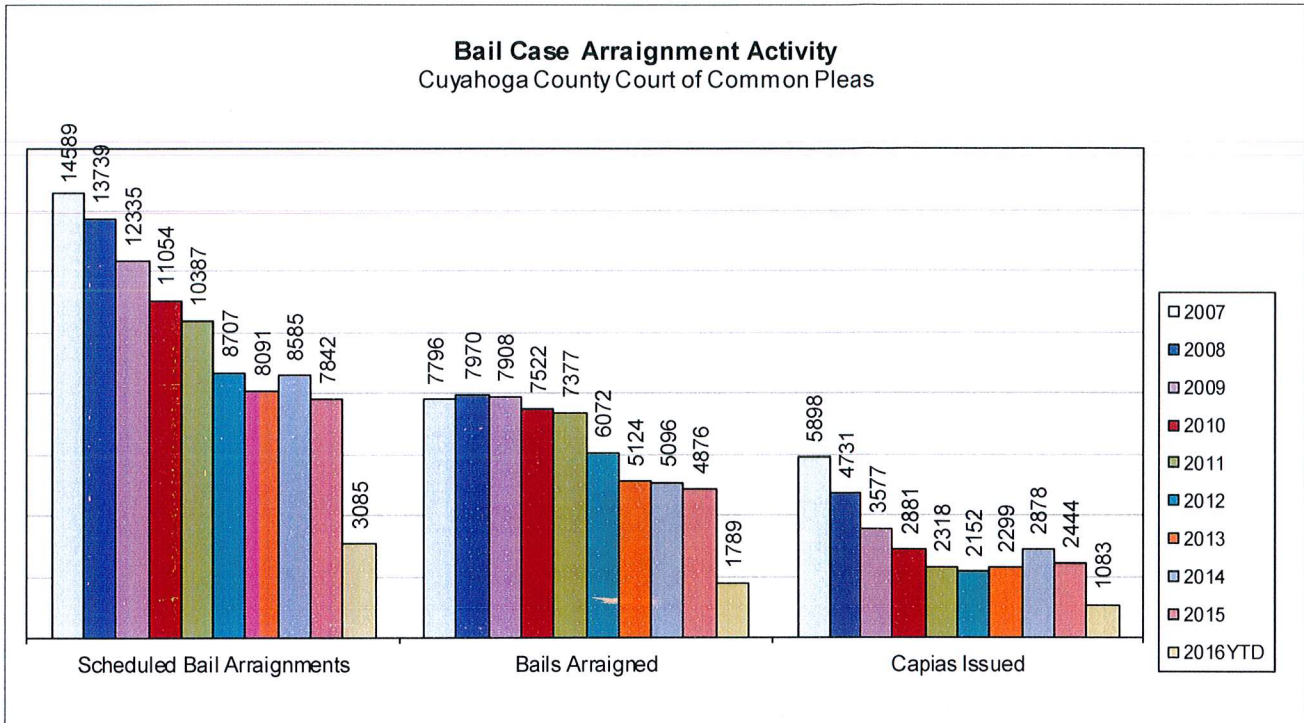
The following charts are reflective of Indictments and Informations filed with the Criminal Clerk of Courts from 2000. The source for this information was the Criminal Clerk's Office.



CUYAHOGA COUNTY COMMON PLEAS COURT

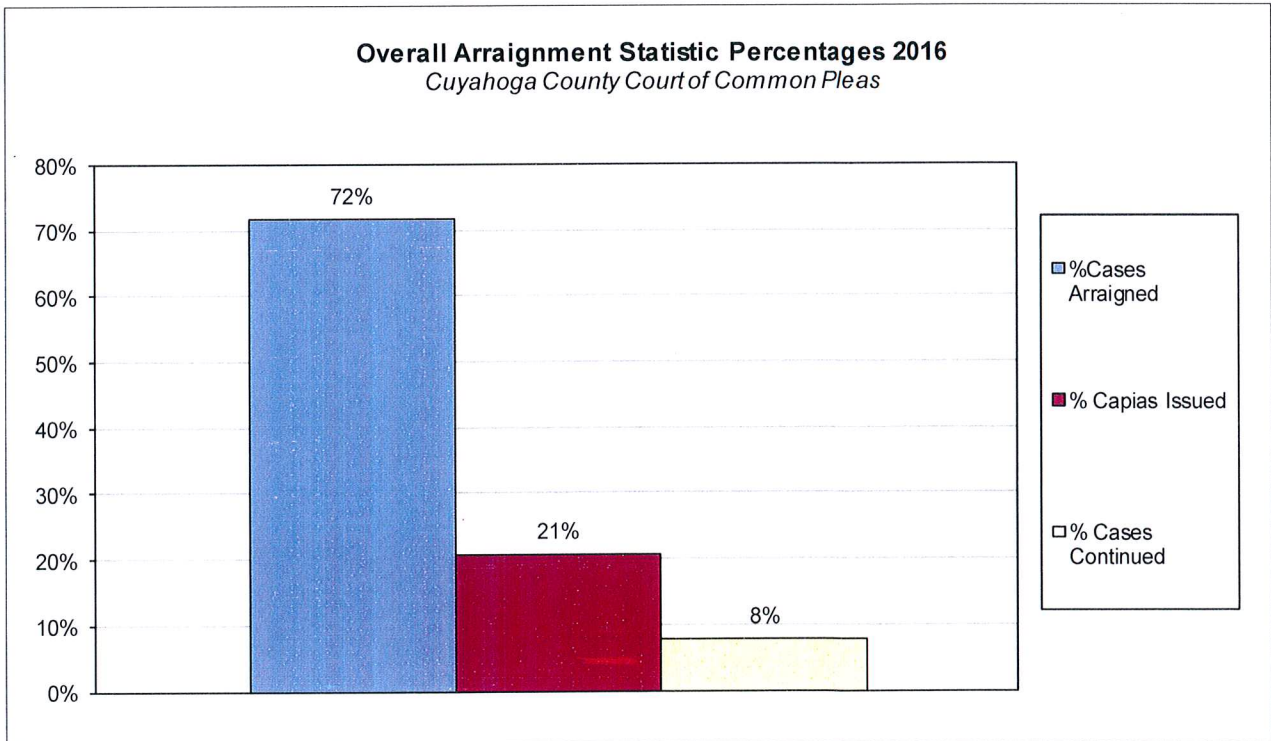
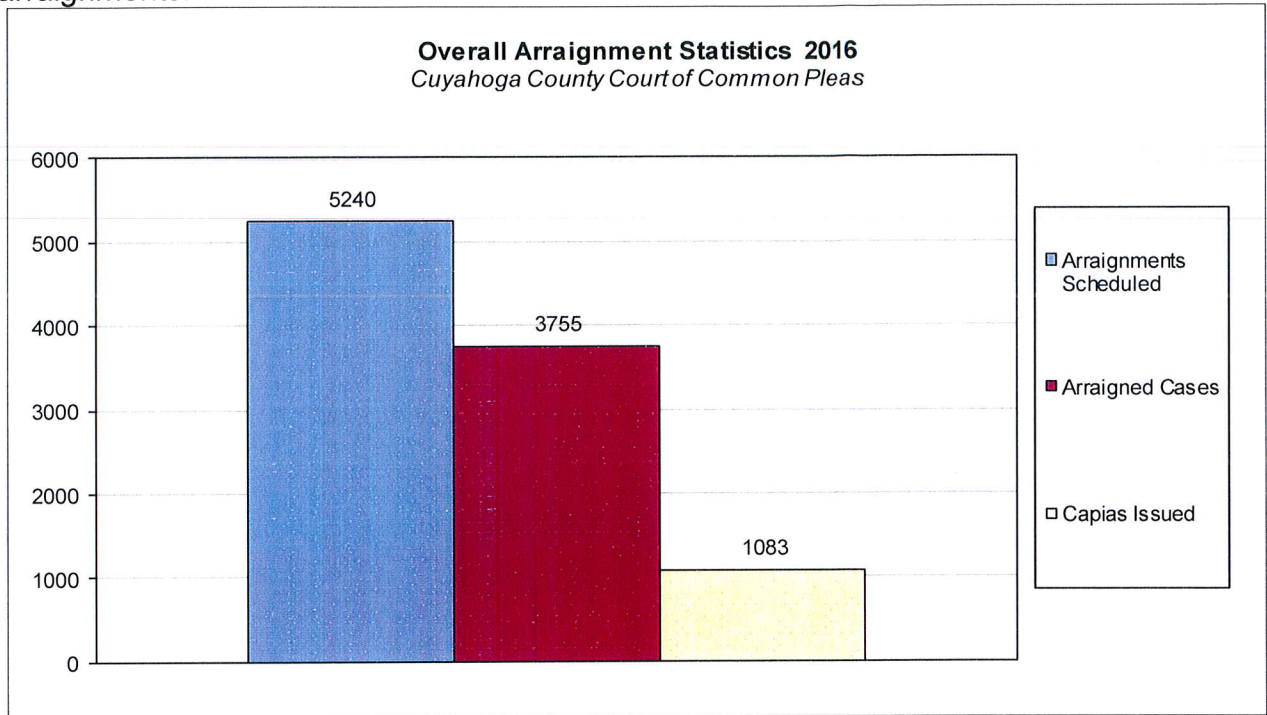
Bail Case Arraignment Activity

The following charts are reflective of arraignment activity where the defendant was not incarcerated at the time of arraignment. The source for this information was the Criminal Records Department.



Overall Arraignment Statistics

The arraignment statistics were provided by the Criminal Records Department. They are provided to give a representation of arraignment activity in the Court in 2016. These statistics include jail and non – jail arraignments.



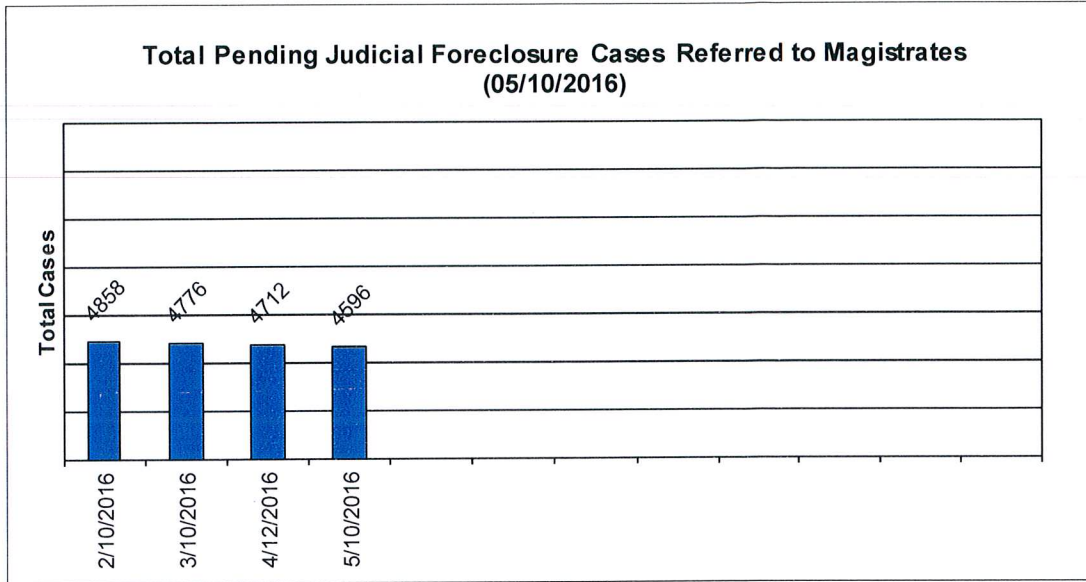
Judicial Foreclosure Statistics¹

¹ For clarification purposes, Foreclosure cases in this report are identified as Judicial Foreclosure filings (filing codes 1460 (Foreclosure Marsh. Of Lien), 1465(Tax Lien), 1466 (Tax Certificate), 1470 (Quiet Title), and 1480 (Partition)). These cases are different from Board of Revision Foreclosures, which are not reported here.

CUYAHOGA COUNTY COMMON PLEAS COURT

Total Pending Judicial Foreclosure Cases Referred to Magistrates

The following chart is a display of the total number of pending Judicial Foreclosure cases referred to the Magistrates on specific dates. The table below shows the number of these cases pending from each year since 2000.

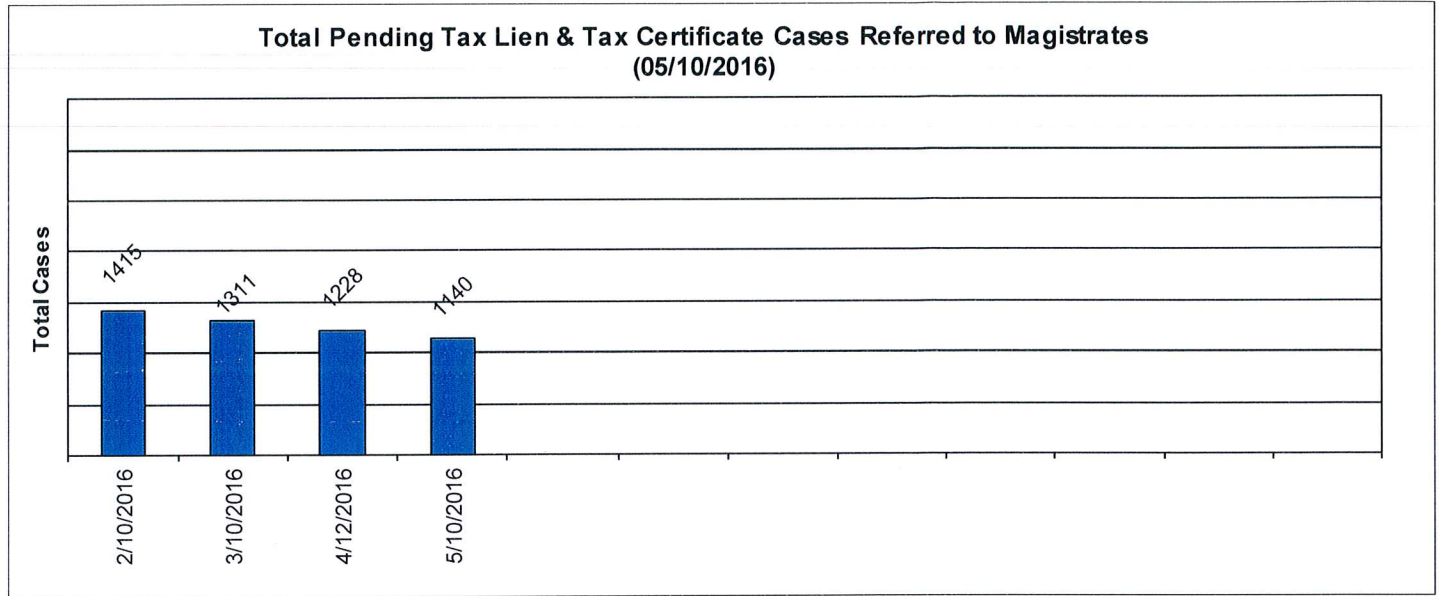


	As of:	2/10/2016	3/10/2016	4/12/2016	5/10/2016													
Year																		
2000		0	0	0	0													
2001		0	0	0	0													
2002		0	0	0	0													
2003		2	2	2	2													
2004		0	0	0	0													
2005		0	0	0	0													
2006		0	0	0	0													
2007		1	1	1	1													
2008		2	2	3	4													
2009		5	5	6	6													
2010		4	5	4	4													
2011		9	8	7	7													
2012		43	39	33	30													
2013		101	86	77	66													
2014		483	401	333	288													
2015		3343	2914	2444	2079													
2016		865	1313	1802	2109													
Total		4858	4776	4712	4596													

CUYAHOGA COUNTY COMMON PLEAS COURT

Total Pending Tax Lien & Certificate Cases Referred to Magistrates

The following chart is a display of the number of pending tax Judicial Foreclosure cases referred to the Magistrates on specific dates. The table below shows the number of pending tax Judicial Foreclosure cases in each year since 2000.




	As of:	2/10/2016	3/10/2016	4/12/2016	5/10/2016								
Year													
2000		0	0	0	0								
2001		0	0	0	0								
2002		0	0	0	0								
2003		0	0	0	0								
2004		0	0	0	0								
2005		0	0	0	0								
2006		0	0	0	0								
2007		0	0	0	0								
2008		0	0	0	1								
2009		0	0	0	0								
2010		0	0	0	0								
2011		0	0	1	1								
2012		4	3	3	3								
2013		19	17	15	10								
2014		104	91	78	63								
2015		928	821	697	611								
2016		360	379	434	451								
Total		1415	1311	1228	1140								

CUYAHOGA COUNTY COMMON PLEAS COURT

Percentage of Pending Judicial Foreclosure Cases By Filing Year

The following chart is a representation of the total number of pending Judicial Foreclosure cases by filing year expressed as a percentage on a specific date. The table below is the supporting data for this chart.


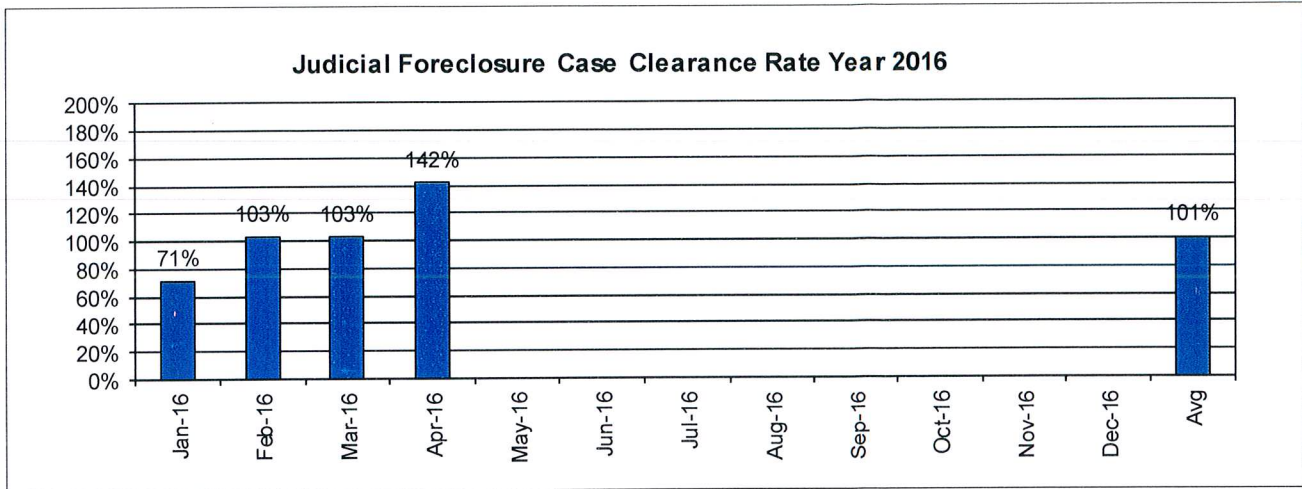


Year	As of:	5/10/2016	% of Total
2000		0	0.00%
2001		0	0.00%
2002		0	0.00%
2003		2	0.04%
2004		0	0.00%
2005		0	0.00%
2006		0	0.00%
2007		1	0.02%
2008		4	0.09%
2009		6	0.13%
2010		4	0.09%
2011		7	0.15%
2012		30	0.65%
2013		66	1.44%
2014		288	6.27%
2015		2079	45.23%
2016		2109	45.89%

CUYAHOGA COUNTY COMMON PLEAS COURT

Judicial Foreclosure Clearance Rate Year 2016

The Clearance Rate is the number of outgoing cases as a percentage of the number of incoming cases. Clearance rate measures whether the court is keeping up with its incoming caseload. If cases are not disposed in a timely manner, a backlog of cases awaiting disposition will grow. A Clearance Rate of 100% indicates that at least as many cases as have been filed, reopened, or reactivated in a period have been disposed.

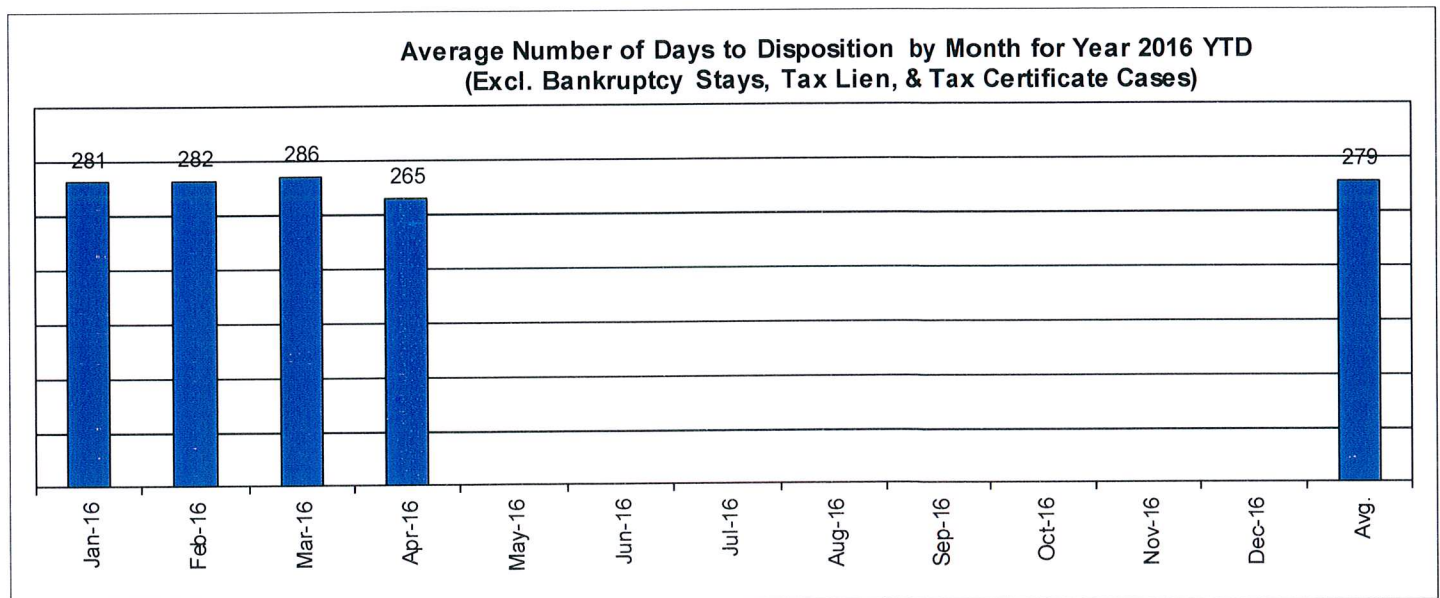
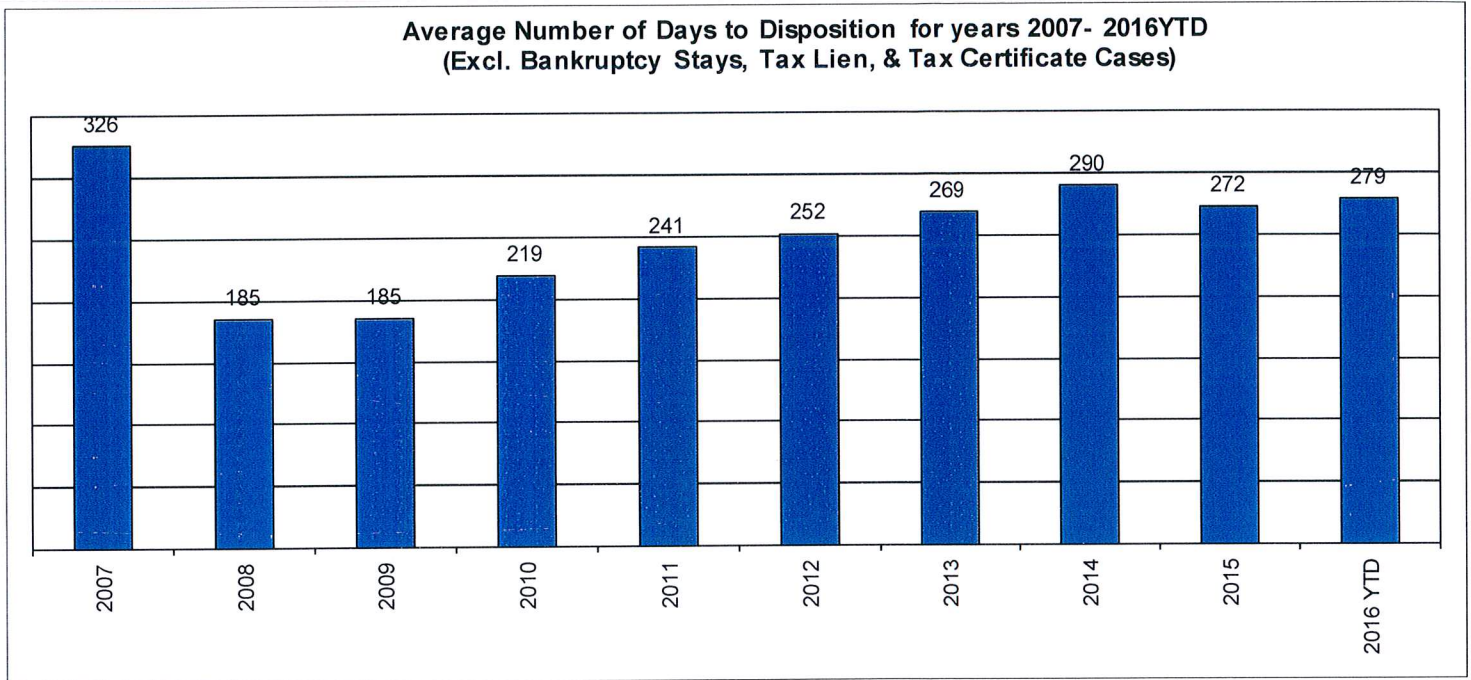


	Referrals & Reinstates	Dispositions	Clearance Rate
Jan-16	757	540	71%
Feb-16	559	576	103%
Mar-16	624	641	103%
Apr-16	488	691	142%
May-16			
Jun-16			
Jul-16			
Aug-16			
Sep-16			
Oct-16			
Nov-16			
Dec-16			
Avg	607	612	101%
Total	2428	2448	

CUYAHOGA COUNTY COMMON PLEAS COURT

Avg. Number of Days to Disp. (Excl. Bank. Stays & Tax Lien & Tax Cert.)

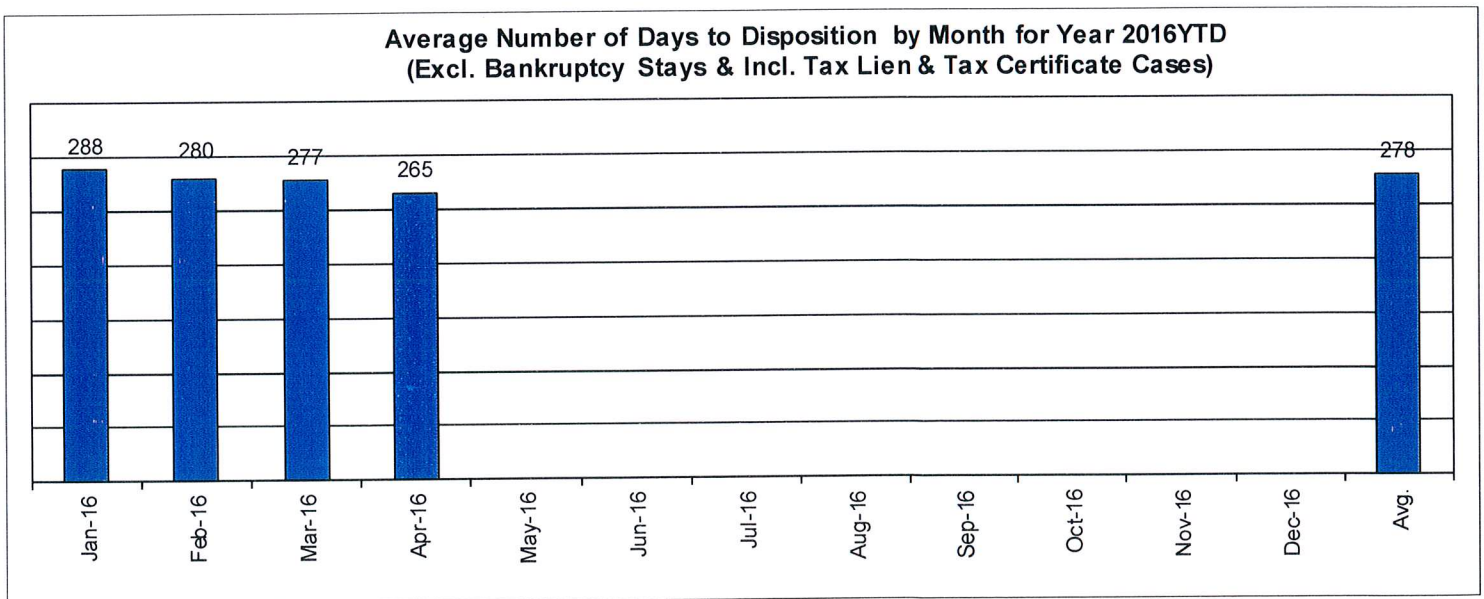
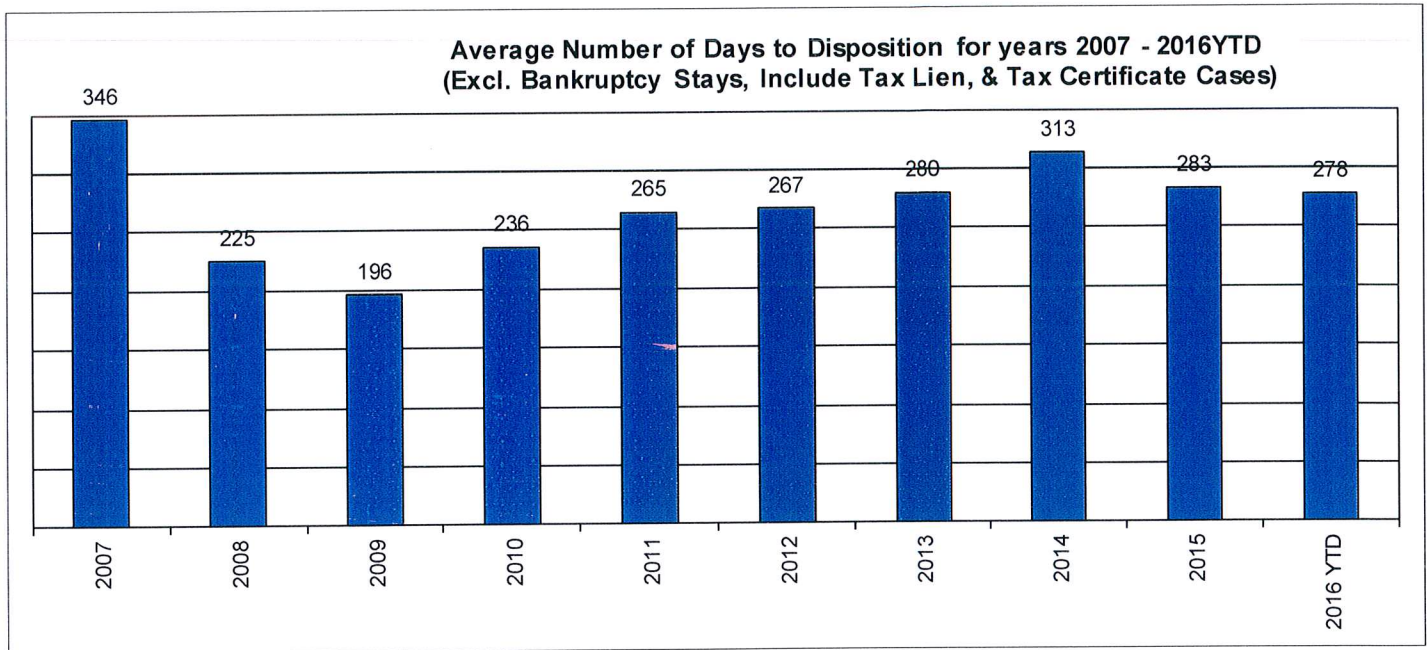
The average number of days to disposition is the number of days from filing to a final disposition entry being filed with the Clerk of Court. The data sample is based on all judicial foreclosure cases terminated by decree or dismissal (cases terminated by bankruptcy are not included) in a month. Each case is examined to determine the number of days between filing and termination with the periods that a case may have been in bankruptcy subtracted. Adding the total days of all of the cases minus bankruptcy periods and dividing by the total number of cases calculates the average. In the following chart, tax judicial foreclosure cases are excluded.



CUYAHOGA COUNTY COMMON PLEAS COURT

Avg. Number of Days to Disp. (Excl. Bank. Stays & Incl. Tax Lien & Tax Cert.)

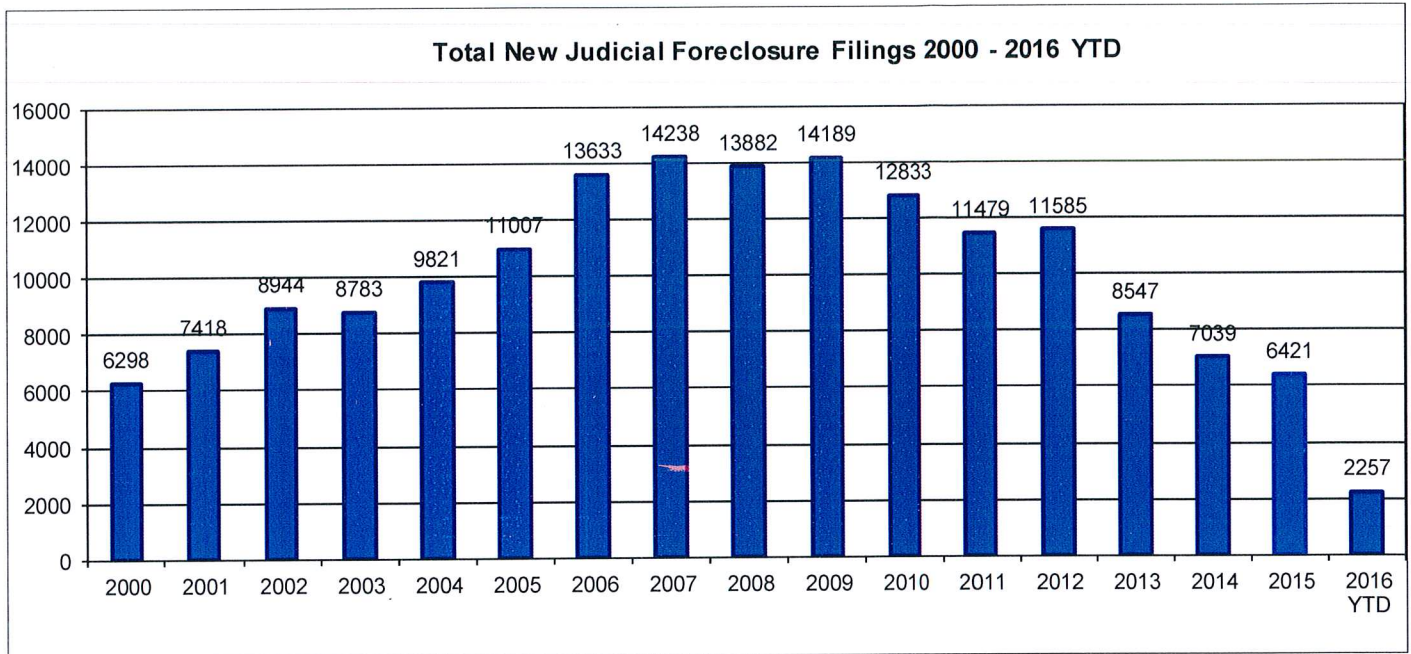
The average number of days to disposition is the number of days from filing to a final disposition entry being filed with the Clerk of Court. The data sample is based on all Judicial Foreclosure cases terminated by decree or dismissal (cases terminated by bankruptcy are not included) in a month. Each case is examined to determine the number of days between filing and termination with the periods that a case may have been in bankruptcy subtracted. Adding the total days of all of the cases minus bankruptcy periods and dividing by the total number of cases calculates the average. In the following chart, all types of Judicial Foreclosure cases are included.



Total New Judicial Foreclosure Filings

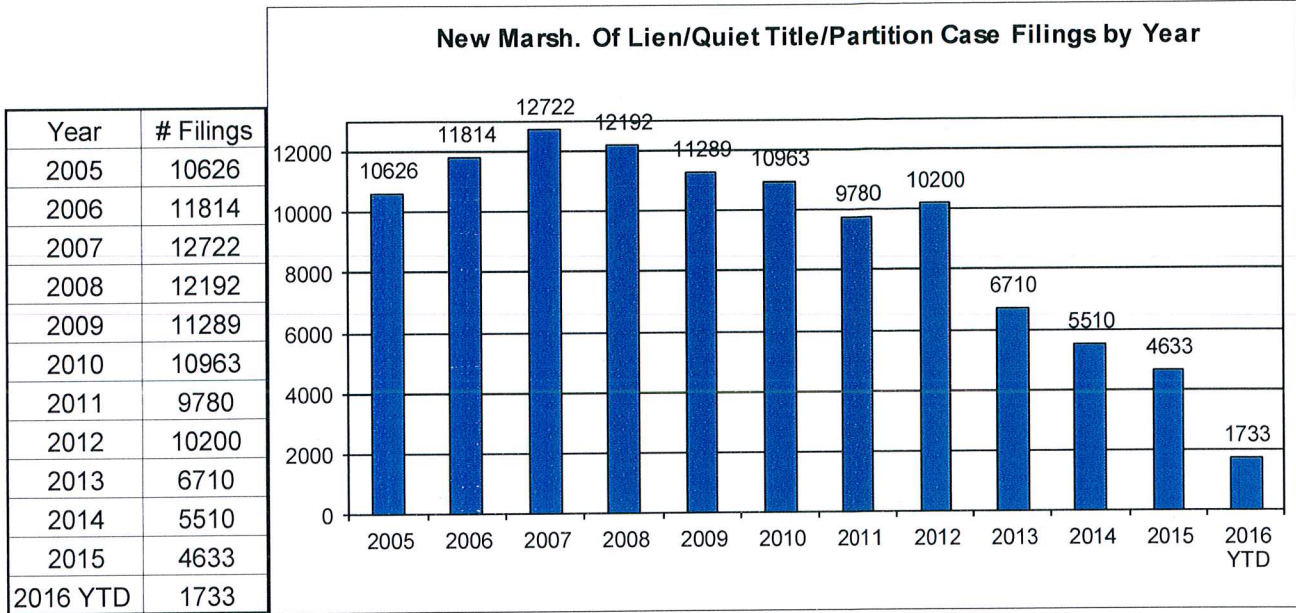
The following charts are provided as a historical view of new judicial foreclosure filings.

1. Total New Judicial Foreclosure Filings from 2000 – 2016 by year
2. Total New Marsh of Lien/Quiet Title/Partition Filings from 2005 – 2016 by month
3. Total New Tax Lien & Tax Certificate Filings for 2005 – 2016 by month
4. Total New Judicial Foreclosure Filings from 2005 – 2016 by month

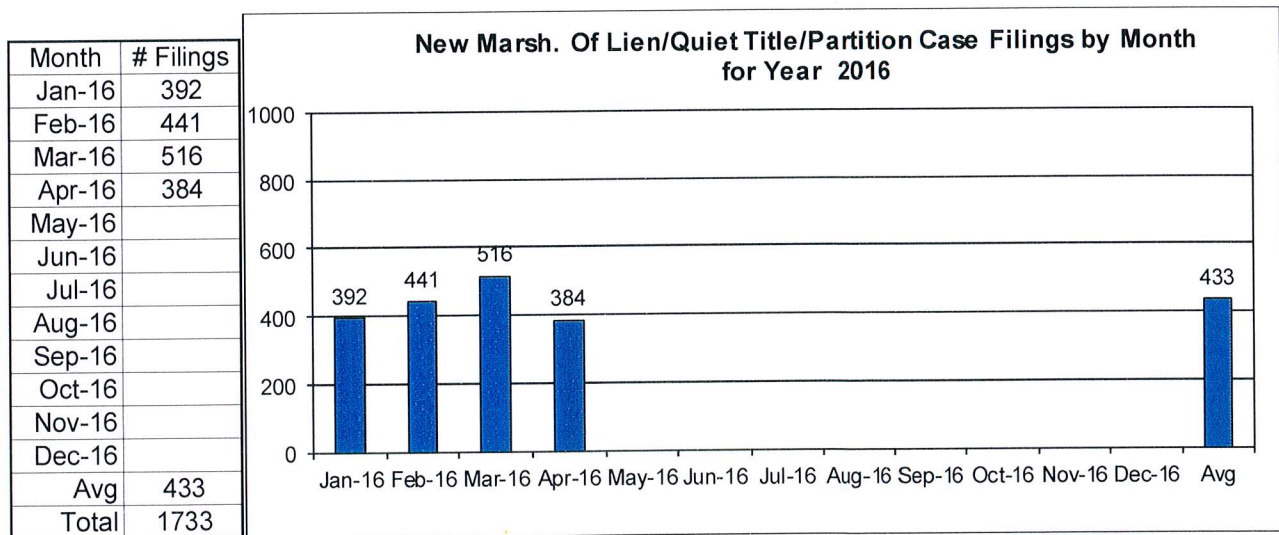


CUYAHOGA COUNTY COMMON PLEAS COURT

New Marsh of Lien/Quiet Title/Partition Case Filings for Years 2005 – 2016 YTD



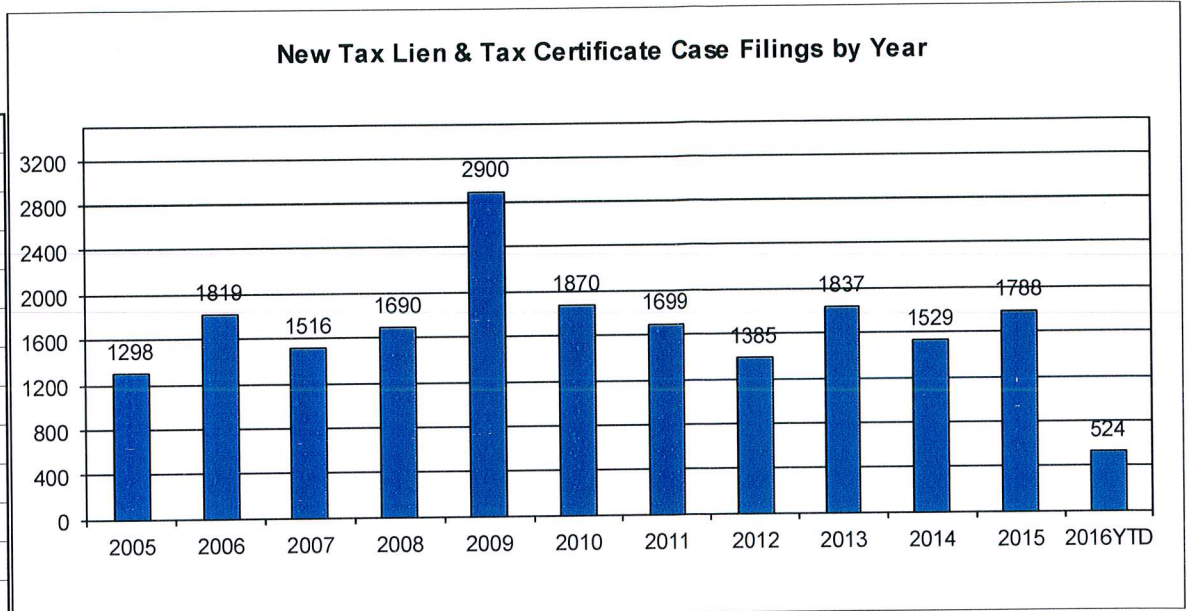
New Marsh of Lien/Quiet Title/Partition Case Filings by month for 2016 YTD



CUYAHOGA COUNTY COMMON PLEAS COURT

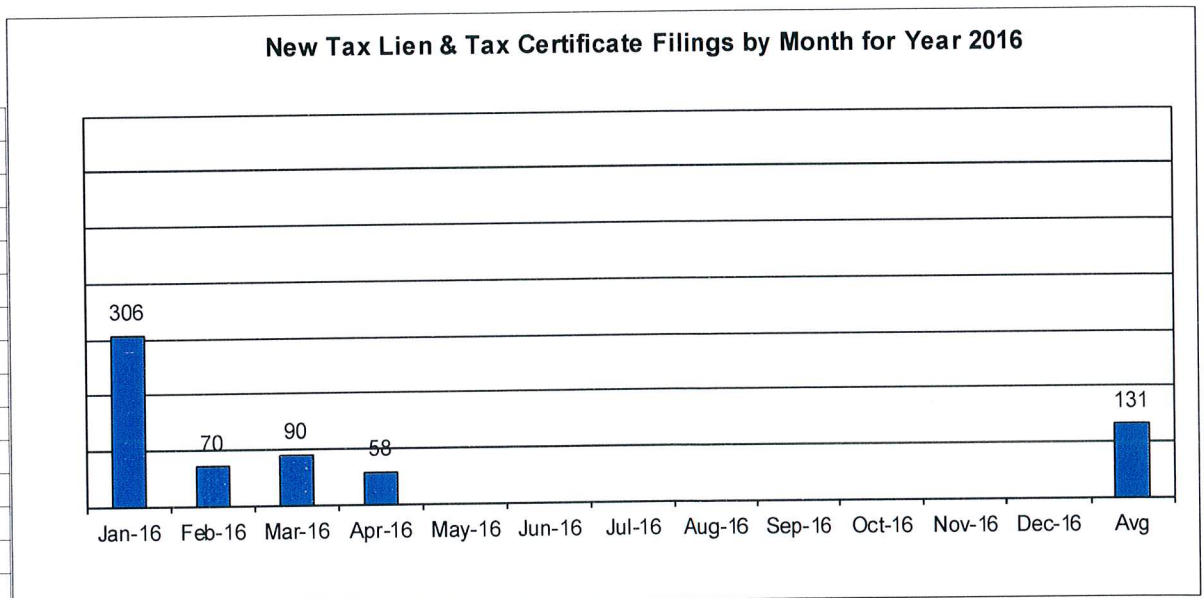
New Tax Lien & Certificate Filings for Years 2005 – 2016 YTD

Year	# Filings
2005	1298
2006	1819
2007	1516
2008	1690
2009	2900
2010	1870
2011	1699
2012	1385
2013	1837
2014	1529
2015	1788
2016YTD	524



New Tax Lien & Certificate Filings by Month for Year 2016 YTD

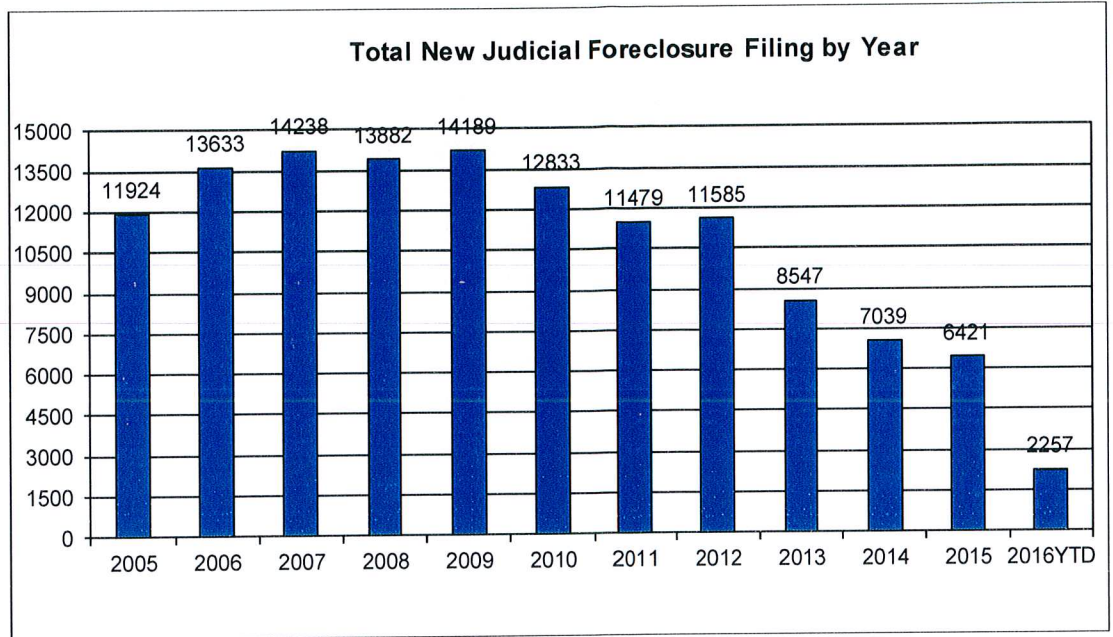
Month	# Filings
Jan-16	306
Feb-16	70
Mar-16	90
Apr-16	58
May-16	
Jun-16	
Jul-16	
Aug-16	
Sep-16	
Oct-16	
Nov-16	
Dec-16	
Avg	131
Total	524



CUYAHOGA COUNTY COMMON PLEAS COURT

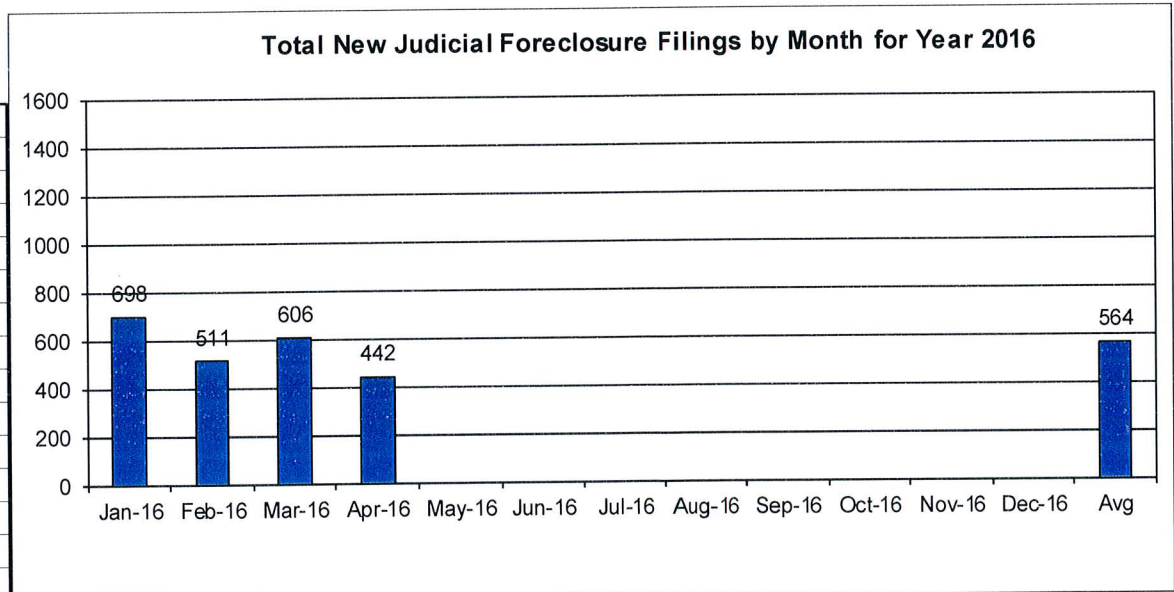
Total New Judicial Foreclosure Filings Years 2005 – 2016 YTD

Year	# Filings
2005	11924
2006	13633
2007	14238
2008	13882
2009	14189
2010	12833
2011	11479
2012	11585
2013	8547
2014	7039
2015	6421
2016 YTD	2257



Total New Judicial Foreclosure Filings by Month for Year 2016 YTD

Month	# Filings
Jan-16	698
Feb-16	511
Mar-16	606
Apr-16	442
May-16	
Jun-16	
Jul-16	
Aug-16	
Sep-16	
Oct-16	
Nov-16	
Dec-16	
Avg	564
Total	2257



Magistrate's Monthly Reports

The Magistrates' Monthly Report consists of 5 reports. Below is a description of each.

Magistrate's Monthly Supplemental Journal Entry Report (R415)

Retrieves total number of supplemental entries and Decrees of Confirmation of Sheriff's sale created during a specific period. A supplemental entry is any journal created by a magistrate, which does not close out a case. For example, any magistrate's order (MG) setting a hearing, any journal entry (JE) ruling on a motion, journals confirming Sheriff's sales, etc.).

Magistrate's Full Disposition Count by Magistrate Report (R413)

Retrieves total number of cases disposed of during a specific period. The dispositions are grouped by Magistrate and then broken down by the type of disposition (i. e. Default, Dismissed with Prejudice, Dismissed without Prejudice, etc.) This report can be printed three different ways. Including tax cases (Full Dispositions), excluding tax cases (Non-Tax Dispositions), and Tax cases only (Tax Dispositions).

Magistrate's Monthly Cases Referred/Reinstated Report (R418)

Retrieves newly filed cases referred to the Magistrates Dept. and cases previously disposed by the Magistrates Dept. that are reinstated and re-referred to the magistrates. The cases are separated by Tax (filing code 1465; Tax Judicial Foreclosure & 1466; Tax Certificate Judicial Foreclosure) and Non-Tax (1460; Judicial Foreclosure Marsh. Of Lien, 1480; Partition, 1470; Quiet Title, misc. (i. e. 1391; Contract Other, etc.).

Magistrate's Monthly Hearing Totals Report (R3146)

Retrieves total number of hearings held during one month. The hearings are grouped by Magistrate and then broken down by what type hearing was held (i. e. Default, Pretrial, etc.).

Magistrate's Monthly Case Load Report (R3147)

Retrieves individual caseload totals for individual magistrates during a specific period. The cases are grouped by magistrate and then broken down by case type (i. e. tax judicial foreclosure, tax certificate judicial foreclosure and non-tax judicial foreclosure).

CUYAHOGA COUNTY COURT OF COMMON PLEAS

DATE: 05/10/2016
TIME: 10:34 AM

OFFICE OF THE MAGISTRATES
MAGISTRATE'S MONTHLY SUPPLEMENTALS BY CASE
REPORTING PERIOD: APRIL 2016

PAGE: 1
CMSR415D

SUPPLEMENTALS

AUGUSTYN	170
BAKER	304
BUCHA	192
DYKE	296
GAUNTNER	0
GONZALEZ	214
HIPPLEY	191
JACKSON A	301
JACKSON J	201
KLEIN	253
LUCAS	313
OLSZTYN	321
VOZAR	279
WEISS	286
UNACCOUNTED FOR	0

TOTAL 3321

CONFIRMATIONS

TOTAL 16

DATE: 05/10/2016
 TIME: 10:35 AM

CUYAHOGA COUNTY COURT OF COMMON PLEAS
 OFFICE OF THE MAGISTRATES
Full Disposition Count by Magistrate
 REPORTING PERIOD: FROM 04/01/2016 TO 04/30/2016

PAGE: 1
 CMSR413

MagID	Dispose Type	Tax Cert.	Tax Treas.	Total
KCA	Bank	1	1	3
	Def	2	0	19
	Dism	1	3	12
	Ref. Vacate	0	0	0
	Court Trial	0	0	0
	Other	0	0	3
	MAG'S TOTAL		4	4

Decrees	447
Defaults	328
Other	118
Court Trial	1
Dismissals	206
Bankruptcy	38
Ref. Vacated	0

Grand Total 691

GDB	Bank	0	0	2
	Def	1	0	31
	Dism	7	0	20
	Ref. Vacate	0	0	0
	Court Trial	0	0	0
	Other	3	3	12
	MAG'S TOTAL		11	3

SMB	Bank	0	0	6
	Def	3	0	11
	Dism	4	0	9
	Ref. Vacate	0	0	0
	Court Trial	0	0	0
	Other	0	5	8
	MAG'S TOTAL		7	5

JTD	Bank	0	0	2
	Def	6	0	32
	Dism	0	1	16
	Ref. Vacate	0	0	0
	Court Trial	0	0	0
	Other	2	2	8
	MAG'S TOTAL		8	3

TG	Bank	2	0	5
	Def	1	0	22
	Dism	1	3	18
	Ref. Vacate	0	0	0
	Court Trial	0	0	0
	Other	0	2	10
	MAG'S TOTAL		4	5

KH	Bank	0	0	1
	Def	9	1	39
	Dism	3	0	12
	Ref. Vacate	0	0	0
	Court Trial	0	0	0
	Other	1	0	8
	MAG'S TOTAL		13	1

ARJ	Bank	0	0	1
	Def	7	0	20
	Dism	2	0	16
	Ref. Vacate	0	0	0
	Court Trial	0	0	0
	Other	0	2	5
	MAG'S TOTAL		9	2

JLJ	Bank	1	2	4
	Def	3	0	27
	Dism	2	3	11

CUYAHOGA COUNTY COURT OF COMMON PLEAS

OFFICE OF THE MAGISTRATES

Full Disposition Count by Magistrate

REPORTING PERIOD: FROM 04/01/2016 TO 04/30/2016

DATE: 05/10/2016

TIME: 10:35 AM

PAGE: 2

CMSR413

MagID	Dispose Type	Tax Cert.	Tax Treas.	Total
	Ref. Vacate	0	0	0
	Court Trial	0	0	0
	Other	1	2	7
MAG'S TOTAL		7	7	49

MagID	Dispose Type	Tax Cert.	Tax Treas.	Total
MK				
	Bank	0	1	3
	Def	1	0	17
	Dism	1	1	15
	Ref. Vacate	0	0	0
	Court Trial	0	0	0
	Other	0	1	5
MAG'S TOTAL		2	3	40

MagID	Dispose Type	Tax Cert.	Tax Treas.	Total
PL				
	Bank	2	0	7
	Def	8	0	35
	Dism	3	1	22
	Ref. Vacate	0	0	0
	Court Trial	0	0	0
	Other	3	15	22
MAG'S TOTAL		16	16	86

MagID	Dispose Type	Tax Cert.	Tax Treas.	Total
CEO				
	Bank	1	0	2
	Def	4	0	22
	Dism	5	4	31
	Ref. Vacate	0	0	0
	Court Trial	0	0	1
	Other	2	1	7
MAG'S TOTAL		12	5	63

MagID	Dispose Type	Tax Cert.	Tax Treas.	Total
TJV				
	Bank	0	0	1
	Def	4	0	31
	Dism	0	0	10
	Ref. Vacate	0	0	0
	Court Trial	0	0	0
	Other	4	3	12
MAG'S TOTAL		8	3	54

MagID	Dispose Type	Tax Cert.	Tax Treas.	Total
CW				
	Bank	0	0	1
	Def	2	0	22
	Dism	1	1	14
	Ref. Vacate	0	0	0
	Court Trial	0	0	0
	Other	0	6	11
MAG'S TOTAL		3	7	48

CUYAHOGA COUNTY COURT OF COMMON PLEAS

DATE: 05/10/2016
 TIME: 10:35 AM

OFFICE OF THE MAGISTRATES
 MAGISTRATE'S MONTHLY REF/REIN CASES
 FROM 04/01/2016 TO 04/30/2016

CMSR418

MAGISTRATE	NEW REFERRALS				REINSTATED			
	Tax Treas.	Tax Cert.	Non-Tax	Total	Tax Treas.	Tax Cert.	Non-Tax	Total
<u>AUGUSTYN/KEVIN/C</u>	1	1	20	22	0	0	2	2
<u>BAKER/GAIL/D</u>	6	1	29	36	0	0	1	1
<u>BUCHA/STEPHEN/M</u>	3	1	17	21	0	0	2	2
<u>DYKE/JOHN/T</u>	4	1	42	47	0	0	3	3
<u>GONZALEZ/TRACEY/</u>	1	0	37	38	0	0	1	1
<u>HIPPLEY/KEVIN/</u>	4	0	23	27	0	1	0	1
<u>JACKSON A/AMY/R</u>	5	0	33	38	0	0	1	1
<u>JACKSON J/JIM/L</u>	4	0	28	32	0	0	2	2
<u>KLEIN/MONICA/</u>	3	0	34	37	0	0	2	2
<u>LUCAS/PAUL/</u>	8	1	29	38	1	0	6	7
<u>OLSZTYN/CHRISTOPHER/E</u>	6	2	34	42	0	0	3	3
<u>VOZAR/THOMAS/J</u>	2	0	39	41	0	1	3	4
<u>WEISS/CAROL/</u>	6	1	31	38	0	1	1	2
<u>TOTAL</u>	53	8	396	457	1	3	27	31
<u>COMBINED TOTAL</u>	488							

CUYAHOGA COUNTY COURT OF COMMON PLEAS

OFFICE OF THE MAGISTRATES

MAG MONTHLY HEARING TOTALS

Reporting Period: April 2016

DATE: 05/10/2016
TIME: 10:35 AM

PAGE: 1
CMSR3146

Monthly Hearing Total 488

AUGUSTYN
 Default Hearings 18
 Tax Hearings 4
 Pretrials 13

 TOTAL: 35

BAKER
 Default Hearings 15
 Tax Hearings 3
 Pretrials 5

 TOTAL: 23

BUCHA
 Default Hearings 17
 Tax Hearings 2
 Pretrials 24

 TOTAL: 43

DYKE
 Default Hearings 14
 Tax Hearings 5
 Pretrials 7

 TOTAL: 26

GONZALEZ
 Default Hearings 23
 Tax Hearings 5
 Pretrials 13

 TOTAL: 41

HIPPLEY
 Default Hearings 18
 Tax Hearings 10
 Pretrials 14

 TOTAL: 42

JACKSON A
 Default Hearings 32
 Tax Hearings 4
 Pretrials 20

 TOTAL: 56

JACKSON J
 Default Hearings 31
 Tax Hearings 2
 Pretrials 8

 TOTAL: 41

KLEIN
 Default Hearings 13
 Tax Hearings 2
 Pretrials 6

 TOTAL: 21

LUCAS
 Default Hearings 23
 Tax Hearings 3
 Pretrials 5

 TOTAL: 31

CUYAHOGA COUNTY COURT OF COMMON PLEAS

OFFICE OF THE MAGISTRATES

MAG MONTHLY HEARING TOTALS

Reporting Period: April 2016

DATE: 05/10/2016
TIME: 10:35 AM

PAGE: 2
CMSR3146

TOTAL: 31

OLSZTYN

Default Hearings 19

Tax Hearings 3

Pretrials 8

TOTAL: 30

VOZAR

Default Hearings 30

Tax Hearings 4

Pretrials 31

TOTAL: 65

WEISS

Default Hearings 17

Tax Hearings 5

Pretrials 12

TOTAL: 34

CUYAHOGA COUNTY COURT OF COMMON PLEAS

DATE: 05/10/2016
 TIME: 10:36 AM

Office of the Magistrates
 Magistrate's Monthly Case Load
 MONTH: APRIL 2016

PAGE: 1
 CMSR3147

Magistrate Name	Non Tax Total	Tax Cert.	Tax Treas.	Total Tax	Total Cases
AUGUSTYN	116	18	23	41	157
BAKER	238	42	41	83	321
BUCHA	109	25	19	44	153
DYKE	211	31	37	68	279
GONZALEZ	244	40	53	93	337
HIPPLEY	265	63	53	116	381
JACKSON A	258	47	63	110	368
JACKSON J	250	47	51	98	348
KLEIN	226	32	53	85	311
LUCAS	257	48	91	139	396
OLSZTYN	184	41	35	76	260
VOZAR	302	45	45	90	392
WEISS	246	51	57	108	354
Non Tax Total:	2906	Cert. Tax Total: 530	Tax Treas. Total: 621	Total Tax: 1151	Total Cases: 4057

Report CMSR1062 - Judicial Foreclosure Statistics by Judge

Report CMSR1062 provides a list of judicial foreclosure case activity for each Judge. The report identifies how many cases were pending at the beginning of the period. The new cases filed and cases that were transferred in or reactivated are added to the number pending at the beginning of the period. It then shows the type and number of terminations for the period. The total terminations are subtracted from the total pending which provides the pending at the end of the period.

CUYAHOGA COUNTY COURT OF COMMON PLEAS

DATE: 05/10/2016
TIME: 10:29 AM

Foreclosure Statistics by Judge
Reporting Period: April 2016

PAGE: 1
CMSR1062

Judge

AMBROSE, DICK							
Pending at Beg of Period			New Cases Filed		Cases Transferred In / Reactivated		Total
			13		8		137
Terminations							
	Bankruptcy	Default	RefVacated	Court Trial	Dismiss	Other	Total
	0	5	0	0	12	7	24
Total Pending at End of Period							113

ASTRAB, MICHAEL							
Pending at Beg of Period			New Cases Filed		Cases Transferred In / Reactivated		Total
			9		4		148
Terminations							
	Bankruptcy	Default	RefVacated	Court Trial	Dismiss	Other	Total
	0	12	0	0	6	9	27
Total Pending at End of Period							121

BARKER, PAMELA A							
Pending at Beg of Period			New Cases Filed		Cases Transferred In / Reactivated		Total
			20		8		190
Terminations							
	Bankruptcy	Default	RefVacated	Court Trial	Dismiss	Other	Total
	3	14	0	0	10	7	34
Total Pending at End of Period							156

BURNSIDE, JANET R							
Pending at Beg of Period			New Cases Filed		Cases Transferred In / Reactivated		Total
			16		3		159
Terminations							
	Bankruptcy	Default	RefVacated	Court Trial	Dismiss	Other	Total
	0	0	0	0	9	11	20
Total Pending at End of Period							139

CALABRESE, DEENA R							
Pending at Beg of Period			New Cases Filed		Cases Transferred In / Reactivated		Total
			12		8		140
Terminations							
	Bankruptcy	Default	RefVacated	Court Trial	Dismiss	Other	Total
	0	10	0	0	3	7	20
Total Pending at End of Period							120

CLANCY, MAUREEN							
Pending at Beg of Period			New Cases Filed		Cases Transferred In / Reactivated		Total
			13		7		158
Terminations							
	Bankruptcy	Default	RefVacated	Court Trial	Dismiss	Other	Total
	3	4	0	0	7	6	20
Total Pending at End of Period							138

COLLIER-WILLIAMS, CASSANDRA							
Pending at Beg of Period			New Cases Filed		Cases Transferred In / Reactivated		Total
			15		7		165
Terminations							
	Bankruptcy	Default	RefVacated	Court Trial	Dismiss	Other	Total
	1	13	0	0	4	6	24
Total Pending at End of Period							141

CORRIGAN, BRIAN J

CUYAHOGA COUNTY COURT OF COMMON PLEAS

DATE: 05/10/2016
TIME: 10:29 AM

Foreclosure Statistics by Judge
Reporting Period: April 2016

PAGE: 2
CMSR1062

Judge

	Pending at Beg of Period		New Cases Filed		Cases Transferred In / Reactivated		Total
	134		12		5		151
Terminations							
	Bankruptcy	Default	RefVacated	Court Trial	Dismiss	Other	Total
	2	7	0	0	9	9	27
	Total Pending at End of Period						124

CORRIGAN, PETER J							
	Pending at Beg of Period		New Cases Filed		Cases Transferred In / Reactivated		Total
	113		17		4		134
Terminations							
	Bankruptcy	Default	RefVacated	Court Trial	Dismiss	Other	Total
	0	20	0	0	7	2	29
	Total Pending at End of Period						105

DONNELLY, MICHAEL P							
	Pending at Beg of Period		New Cases Filed		Cases Transferred In / Reactivated		Total
	145		11		6		162
Terminations							
	Bankruptcy	Default	RefVacated	Court Trial	Dismiss	Other	Total
	0	12	0	0	3	11	26
	Total Pending at End of Period						136

FRIEDLAND, CAROLYN B							
	Pending at Beg of Period		New Cases Filed		Cases Transferred In / Reactivated		Total
	131		12		5		148
Terminations							
	Bankruptcy	Default	RefVacated	Court Trial	Dismiss	Other	Total
	2	10	0	0	8	11	31
	Total Pending at End of Period						117

FRIEDMAN, STUART A							
	Pending at Beg of Period		New Cases Filed		Cases Transferred In / Reactivated		Total
	165		7		5		177
Terminations							
	Bankruptcy	Default	RefVacated	Court Trial	Dismiss	Other	Total
	0	9	0	0	6	7	22
	Total Pending at End of Period						155

FUERST, NANCY A							
	Pending at Beg of Period		New Cases Filed		Cases Transferred In / Reactivated		Total
	152		14		3		169
Terminations							
	Bankruptcy	Default	RefVacated	Court Trial	Dismiss	Other	Total
	0	11	0	0	5	8	24
	Total Pending at End of Period						145

GALL, STEVEN E							
	Pending at Beg of Period		New Cases Filed		Cases Transferred In / Reactivated		Total
	135		13		5		153
Terminations							
	Bankruptcy	Default	RefVacated	Court Trial	Dismiss	Other	Total
	0	9	0	0	4	4	17
	Total Pending at End of Period						136

GALLAGHER, HOLLIE L

CUYAHOGA COUNTY COURT OF COMMON PLEAS

DATE: 05/10/2016
TIME: 10:29 AM

Foreclosure Statistics by Judge
Reporting Period: April 2016

PAGE: 3
CMSR1062

Judge

	Pending at Beg of Period		New Cases Filed		Cases Transferred In / Reactivated		Total
	108		17		9		134
Terminations							
	Bankruptcy	Default	RefVacated	Court Trial	Dismiss	Other	Total
	2	7	0	1	11	9	30
	Total Pending at End of Period						104

GALLAGHER, SHANNON M							
	Pending at Beg of Period		New Cases Filed		Cases Transferred In / Reactivated		Total
	155		15		5		175
Terminations							
	Bankruptcy	Default	RefVacated	Court Trial	Dismiss	Other	Total
	4	10	0	0	8	8	30
	Total Pending at End of Period						145

GAUL, DANIEL							
	Pending at Beg of Period		New Cases Filed		Cases Transferred In / Reactivated		Total
	144		16		7		167
Terminations							
	Bankruptcy	Default	RefVacated	Court Trial	Dismiss	Other	Total
	1	12	0	0	2	11	26
	Total Pending at End of Period						141

JACKSON, MICHAEL E							
	Pending at Beg of Period		New Cases Filed		Cases Transferred In / Reactivated		Total
	123		17		6		146
Terminations							
	Bankruptcy	Default	RefVacated	Court Trial	Dismiss	Other	Total
	1	11	0	0	3	10	25
	Total Pending at End of Period						121

MATIA, DAVID T							
	Pending at Beg of Period		New Cases Filed		Cases Transferred In / Reactivated		Total
	146		8		5		159
Terminations							
	Bankruptcy	Default	RefVacated	Court Trial	Dismiss	Other	Total
	0	14	0	0	9	12	35
	Total Pending at End of Period						124

MCCLELLAND, ROBERT C							
	Pending at Beg of Period		New Cases Filed		Cases Transferred In / Reactivated		Total
	106		13		5		124
Terminations							
	Bankruptcy	Default	RefVacated	Court Trial	Dismiss	Other	Total
	2	11	0	0	8	9	30
	Total Pending at End of Period						94

MCCORMICK, TIMOTHY							
	Pending at Beg of Period		New Cases Filed		Cases Transferred In / Reactivated		Total
	111		13		4		128
Terminations							
	Bankruptcy	Default	RefVacated	Court Trial	Dismiss	Other	Total
	1	11	0	0	6	7	25
	Total Pending at End of Period						103

MCDONNELL, NANCY R

CUYAHOGA COUNTY COURT OF COMMON PLEAS

DATE: 05/10/2016
TIME: 10:29 AM

Foreclosure Statistics by Judge
Reporting Period: April 2016

PAGE: 4
CMSR1062

Judge							
	Pending at Beg of Period		New Cases Filed		Cases Transferred In / Reactivated		Total
	128		14		6		148
Terminations	Bankruptcy	Default	RefVacated	Court Trial	Dismiss	Other	Total
	0	5	0	0	6	9	20
	Total Pending at End of Period						128
MCMONAGLE, MATTHEW A							
	Pending at Beg of Period		New Cases Filed		Cases Transferred In / Reactivated		Total
	130		6		8		144
Terminations	Bankruptcy	Default	RefVacated	Court Trial	Dismiss	Other	Total
	2	7	0	0	4	3	16
	Total Pending at End of Period						128
O'DONNELL, JOHN P							
	Pending at Beg of Period		New Cases Filed		Cases Transferred In / Reactivated		Total
	118		9		10		137
Terminations	Bankruptcy	Default	RefVacated	Court Trial	Dismiss	Other	Total
	0	13	0	0	8	7	28
	Total Pending at End of Period						109
RUSSO, JOHN J							
	Pending at Beg of Period		New Cases Filed		Cases Transferred In / Reactivated		Total
	64		4		2		70
Terminations	Bankruptcy	Default	RefVacated	Court Trial	Dismiss	Other	Total
	4	5	0	0	2	8	19
	Total Pending at End of Period						51
RUSSO, JOSEPH D							
	Pending at Beg of Period		New Cases Filed		Cases Transferred In / Reactivated		Total
	128		12		4		144
Terminations	Bankruptcy	Default	RefVacated	Court Trial	Dismiss	Other	Total
	0	14	0	0	4	5	23
	Total Pending at End of Period						121
RUSSO, MICHAEL J							
	Pending at Beg of Period		New Cases Filed		Cases Transferred In / Reactivated		Total
	141		18		8		167
Terminations	Bankruptcy	Default	RefVacated	Court Trial	Dismiss	Other	Total
	1	9	0	0	4	11	25
	Total Pending at End of Period						142
RUSSO, NANCY MARGARET							
	Pending at Beg of Period		New Cases Filed		Cases Transferred In / Reactivated		Total
	96		12		6		114
Terminations	Bankruptcy	Default	RefVacated	Court Trial	Dismiss	Other	Total
	1	9	0	0	4	5	19
	Total Pending at End of Period						95

SAFFOLD, SHIRLEY STRICKLAND

CUYAHOGA COUNTY COURT OF COMMON PLEAS

DATE: 05/10/2016
TIME: 10:29 AM

Foreclosure Statistics by Judge
Reporting Period: April 2016

PAGE: 5
CMSR1062

Judge

Pending at Beg of Period		New Cases Filed		Cases Transferred In / Reactivated			Total
135		12		4			151
Terminations	Bankruptcy	Default	RefVacated	Court Trial	Dismiss	Other	Total
	2	9	0	0	6	7	24
Total Pending at End of Period							127
Pending at Beg of Period		New Cases Filed		Cases Transferred In / Reactivated			Total
113		21		5			139
Terminations	Bankruptcy	Default	RefVacated	Court Trial	Dismiss	Other	Total
	1	2	0	0	4	5	12
Total Pending at End of Period							127
Pending at Beg of Period		New Cases Filed		Cases Transferred In / Reactivated			Total
137		9		7			153
Terminations	Bankruptcy	Default	RefVacated	Court Trial	Dismiss	Other	Total
	1	14	0	0	3	7	25
Total Pending at End of Period							128
Pending at Beg of Period		New Cases Filed		Cases Transferred In / Reactivated			Total
115		18		8			141
Terminations	Bankruptcy	Default	RefVacated	Court Trial	Dismiss	Other	Total
	1	10	0	0	7	12	30
Total Pending at End of Period							111
Pending at Beg of Period		New Cases Filed		Cases Transferred In / Reactivated			Total
106		15		9			130
Terminations	Bankruptcy	Default	RefVacated	Court Trial	Dismiss	Other	Total
	2	6	0	0	6	8	22
Total Pending at End of Period							108
Pending at Beg of Period		New Cases Filed		Cases Transferred In / Reactivated			Total
128		13		2			143
Terminations	Bankruptcy	Default	RefVacated	Court Trial	Dismiss	Other	Total
	1	13	0	0	4	8	26
Total Pending at End of Period							117

Monthly Summary

MONTHLY SUMMARY

April 2016

NAME	PEND	ASSIGNED			TRIALS						DISP	PENDING				+	-
		CV	CR	TOT	JURY			COURT				CV	FR	CR	TOT		
					CV	CR	TOT	CV	CR	TOT		CV	FR	CR	TOT		
Dick Ambrose	460	48	25	73	0	0	0	0	0	0	81	235	110	107	452	+ 8	
Michael K. Astrab	465	53	22	75	0	0	0	0	1	1	105	213	121	101	435	+ 30	
Pamela A. Barker	419	59	26	85	0	0	0	0	0	0	105	172	156	71	399	+ 20	
Janet R. Burnside	471	44	29	73	0	3	3	0	0	0	68	237	137	102	476	- 5	
Deena R. Calabrese	462	48	28	76	0	2	2	0	0	0	79	229	120	110	459	+ 3	
Maureen Clancy	420	53	28	81	0	0	0	0	0	0	85	186	138	92	416	+ 4	
Cassandra Collier-Willia	445	51	31	82	0	2	2	0	0	0	77	178	141	131	450	- 5	
Brian J. Corrigan	526	44	31	75	0	0	0	0	2	2	81	275	123	122	520	+ 6	
Peter J. Corrigan	462	46	29	75	1	1	2	0	0	0	101	219	105	112	436	+ 26	
Michael P. Donnelly	449	47	44	91	0	1	1	0	0	0	88	196	135	121	452	- 3	
Carolyn B. Friedland	513	50	33	83	0	0	0	0	0	0	123	219	117	137	473	+ 40	
Stuart A. Friedman	450	46	38	84	0	0	0	0	0	0	89	185	155	105	445	+ 5	
Nancy A. Fuerst	434	44	33	77	0	0	0	0	0	0	101	185	145	80	410	+ 24	
Steven E. Gall	422	48	32	80	0	0	0	0	1	1	78	183	136	105	424	- 2	
Hollie L. Gallagher	386	54	15	69	0	0	0	0	0	0	89	197	104	65	366	+ 20	
Shannon M. Gallagher	460	50	25	75	0	0	0	0	0	0	82	212	144	97	453	+ 7	
Daniel Gaul	524	50	39	89	0	1	1	0	0	0	91	234	141	147	522	+ 2	
Michael E Jackson	536	48	42	90	0	0	0	0	1	1	101	220	121	184	525	+ 11	
David T. Matia	426	45	41	86	0	1	1	0	0	0	85	189	124	114	427	- 1	
Robert C. McClelland	491	47	43	90	1	0	1	0	0	0	88	268	94	131	493	- 2	
Timothy McCormick	400	42	28	70	0	1	1	0	0	0	92	193	101	84	378	+ 22	
Nancy R. McDonnell	381	49	19	68	0	1	1	0	1	1	65	180	128	76	384	- 3	
Matthew A McMonagle	412	49	35	84	0	0	0	0	1	1	73	161	122	140	423	- 11	
John P. O'Donnell	432	55	33	88	0	0	0	1	0	1	96	225	108	91	424	+ 8	
John J. Russo	194	21	8	29	0	0	0	0	0	0	55	100	51	17	168	+ 26	
Joseph D. Russo	477	51	36	87	0	1	1	1	1	2	85	209	121	149	479	- 2	
Michael J. Russo	398	52	27	79	0	0	0	0	0	0	81	191	141	64	396	+ 2	
Nancy Margaret Russo	252	53	27	80	0	0	0	0	2	2	92	91	95	54	240	+ 12	
Shirley Strickland Saffold	434	49	30	79	0	1	1	0	4	4	90	198	127	98	423	+ 11	
Brendan J. Sheehan	359	47	26	73	0	0	0	0	0	0	68	143	127	94	364	- 5	
John D. Sutula	586	54	40	94	0	0	0	0	4	4	101	296	127	156	579	+ 7	
Kathleen Ann Sutula	370	52	30	82	0	2	2	0	0	0	82	169	111	90	370	0	
Joan Synenberg	372	56	41	97	0	0	0	0	0	0	92	191	107	79	377	- 5	
José A. Villanueva	525	46	32	78	1	0	1	0	0	0	93	246	117	147	510	+ 15	
TOTALS	14813	1651	1046	2697	3	17	20	2	18	20	2962	6825	4150	3573	14548	+ 265	

Year to Date Summary

SUMMARY FOR THE COURT

January - April 2016

NAME	PEND	ASSIGNED			TRIALS						DISP	PENDING				+	-
		CV	CR	TOT	JURY			COURT				CV	FR	CR	TOT		
Dick Ambrose	435	215	121	336	1	3	4	1	1	2	319	235	110	107	452	-17	
Michael K. Astrab	485	214	108	322	0	0	0	0	1	1	372	213	121	101	435	+50	
Pamela A. Barker	426	220	114	334	1	0	1	0	1	1	361	172	156	71	399	+27	
Janet R. Burnside	436	206	130	336	0	5	5	1	2	3	296	237	137	102	476	-40	
Deena R. Calabrese	453	219	125	344	1	7	8	0	0	0	338	229	120	110	459	-6	
Maureen Clancy	374	237	137	374	0	1	1	0	1	1	332	186	138	92	416	-42	
Cassandra Collier-Willia	456	223	125	348	0	3	3	0	1	1	354	178	141	131	450	+6	
Brian J. Corrigan	483	209	129	338	1	3	4	0	3	3	301	275	123	122	520	-37	
Peter J. Corrigan	466	208	122	330	2	3	5	2	0	2	360	219	105	112	436	+30	
Michael P. Donnelly	426	223	146	369	0	1	1	0	1	1	343	196	135	121	452	-26	
Carolyn B. Friedland	483	211	142	353	1	1	2	0	0	0	363	219	117	137	473	+10	
Stuart A. Friedman	450	203	118	321	0	0	0	1	0	1	326	185	155	105	445	+5	
Nancy A. Fuerst	432	206	128	334	0	2	2	0	0	0	356	185	145	80	410	+22	
Steven E. Gall	429	212	129	341	0	2	2	0	1	1	346	183	136	105	424	+5	
Hollie L. Gallagher	374	233	102	335	0	2	2	0	0	0	343	197	104	65	366	+8	
Shannon M. Gallagher	427	216	113	329	0	0	0	0	0	0	303	212	144	97	453	-26	
Daniel Gaul	513	221	147	368	0	2	2	0	0	0	359	234	141	147	522	-9	
Michael E Jackson	517	213	176	389	1	4	5	1	4	5	381	220	121	184	525	-8	
David T. Matia	439	204	143	347	0	1	1	0	0	0	359	189	124	114	427	+12	
Robert C. McClelland	511	207	154	361	1	0	1	2	3	5	379	268	94	131	493	+18	
Timothy McCormick	361	218	133	351	0	2	2	0	0	0	334	193	101	84	378	-17	
Nancy R. McDonnell	393	212	108	320	0	4	4	0	2	2	329	180	128	76	384	+9	
Matthew A McMonagle	391	204	139	343	1	0	1	0	3	3	311	161	122	140	423	-32	
John P. O'Donnell	438	221	112	333	3	2	5	3	0	3	347	225	108	91	424	+14	
John J. Russo	177	108	41	149	0	0	0	0	0	0	158	100	51	17	168	+9	
Joseph D. Russo	461	219	122	341	0	3	3	1	3	4	323	209	121	149	479	-18	
Michael J. Russo	404	213	100	313	0	1	1	0	1	1	321	191	141	64	396	+8	
Nancy Margaret Russo	238	216	104	320	2	1	3	0	4	4	318	91	95	54	240	-2	
Shirley Strickland Saffold	415	224	131	355	0	4	4	0	4	4	347	198	127	98	423	-8	
Brendan J. Sheehan	361	207	124	331	2	5	7	0	2	2	328	143	127	94	364	-3	
John D. Sutula	575	209	142	351	1	1	2	0	6	6	347	296	127	156	579	-4	
Kathleen Ann Sutula	372	224	120	344	1	4	5	0	0	0	346	169	111	90	370	+2	
Joan Synenberg	416	219	125	344	1	2	3	0	1	1	383	191	107	79	377	+39	
José A. Villanueva	486	214	149	363	3	2	5	0	1	1	339	246	117	147	510	-24	
TOTALS	14503	7208	4259	11467	23	71	94	12	46	58	11422	6825	4150	3573	14548	-45	

Corrections/Adjustments