



***Statistics Report  
January 2016***

***John J. Russo  
Administrative and Presiding Judge***

**TABLE OF CONTENTS**

**Criminal Statistics**

Newly Filed, Re-Activated and Transferred in Cases _____	4
Yearly Criminal Terminations _____	5
Pending Criminal Cases End of Period _____	6
Clearance Rate _____	7
Arrest to Disposition Timeline _____	8
Average Arrest to Disposition Timeline (Jail Cases) _____	9
Average Arrest to Disposition Timeline (Non-Jail Cases) _____	10
Average Arrest to Disposition Timeline (Jail and Non-Jail Cases) _____	11
Yearly Average Arrest to Disposition Timeline _____	12
Indictments and Informations Filed With the Clerk of Courts _____	13
Bail Case Arraignment Activity _____	14
Overall Arraignment Statistics _____	15

**Foreclosure Statistics**

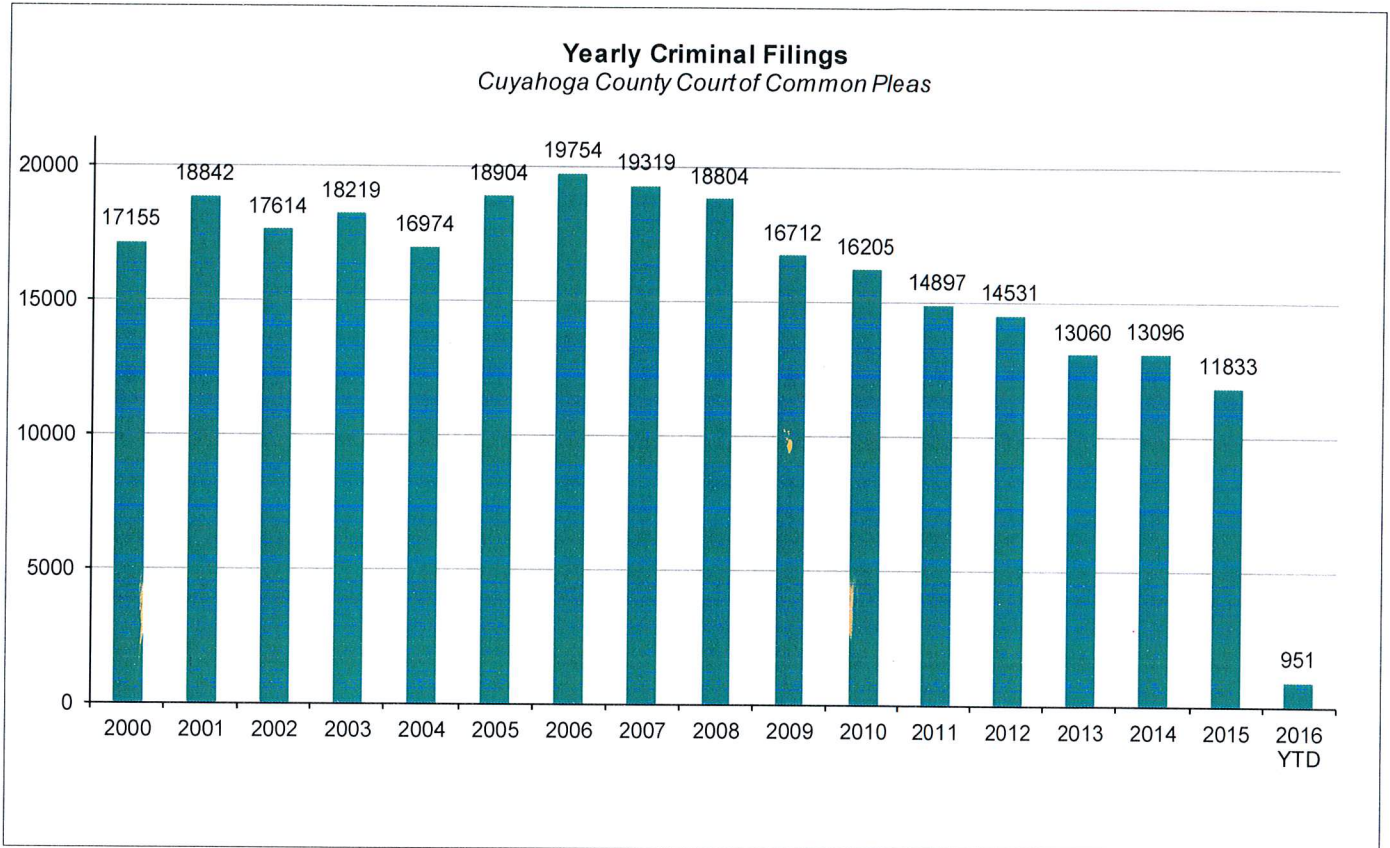
Total Pending Judicial Foreclosure Cases Referred to Magistrates _____	17
Total Pending Tax Lien & Certificate Cases Referred to Magistrates _____	18
Percentage of Pending Judicial Foreclosure Cases By Filing Year _____	19
Judicial Foreclosure Clearance Rate Year 2016 _____	20
Avg. Number of Days to Disp. (Excl. Bank. Stays & Tax Lien & Tax Cert.) _____	21
Avg. Number of Days to Disp. (Excl. Bank. Stays & Incl. Tax Lien & Tax Cert.) _____	22
Total New Judicial Foreclosure Filings _____	23
New Marsh of Lien/Quiet Title/Partition Case Filings for Years 2005 – 2016 YTD _____	24
New Marsh of Lien/Quiet Title/Partition Case Filings by month for 2016 YTD _____	24
New Tax Lien & Certificate Filings for Years 2005 – 2016 YTD _____	25
New Tax Lien & Certificate Filings by Month for Year 2016 YTD _____	25
Total New Judicial Foreclosure Filings Years 2005 – 2016 YTD _____	26
Total New Judicial Foreclosure Filings by Month for Year 2016 YTD _____	26
Magistrate's Monthly Reports _____	27
Report CMSR1062 - Judicial Foreclosure Statistics by Judge _____	35
Monthly Summary _____	41
Year to Date Summary _____	43
Corrections/Adjustments _____	45

# *Criminal Case Statistics*

# CUYAHOGA COUNTY COMMON PLEAS COURT

## Newly Filed, Re-Activated and Transferred in Cases

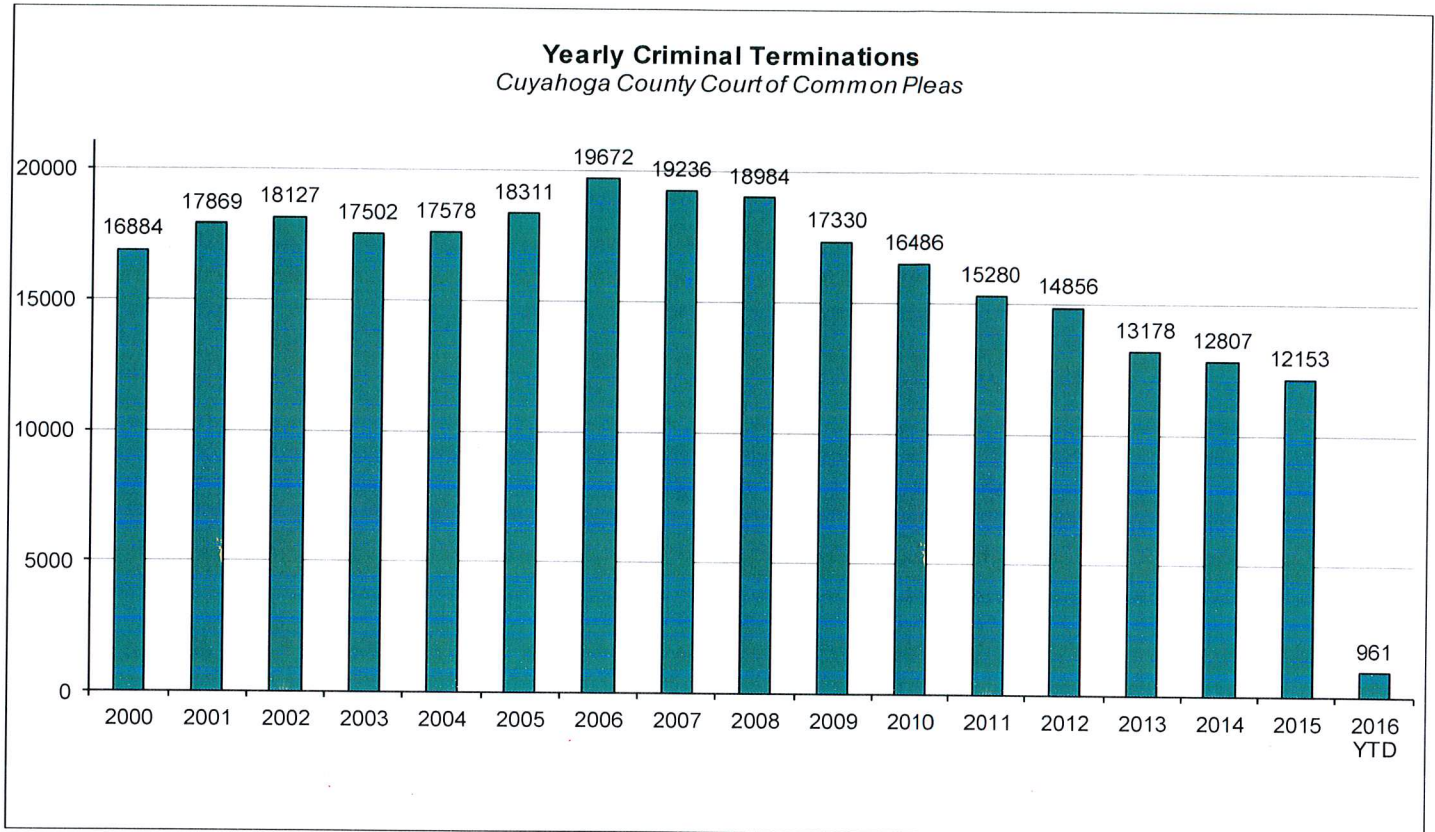
The following chart is a representation of all filed cases in Cuyahoga County Court of Common Pleas from 2000 – January 2016. Newly filed cases are defined as having been arraigned and assigned to a Judge. Re-activated cases are defined as cases where a defendant was unavailable for trial and has now become ready to proceed. Transferred cases are defined as cases moved from one judge's docket to another. This could be due to re-assignment to a Mental Health Judge or after additional information indicates that by Court rule, the case should have been assigned to another Judge.



# CUYAHOGA COUNTY COMMON PLEAS COURT

## Yearly Criminal Terminations

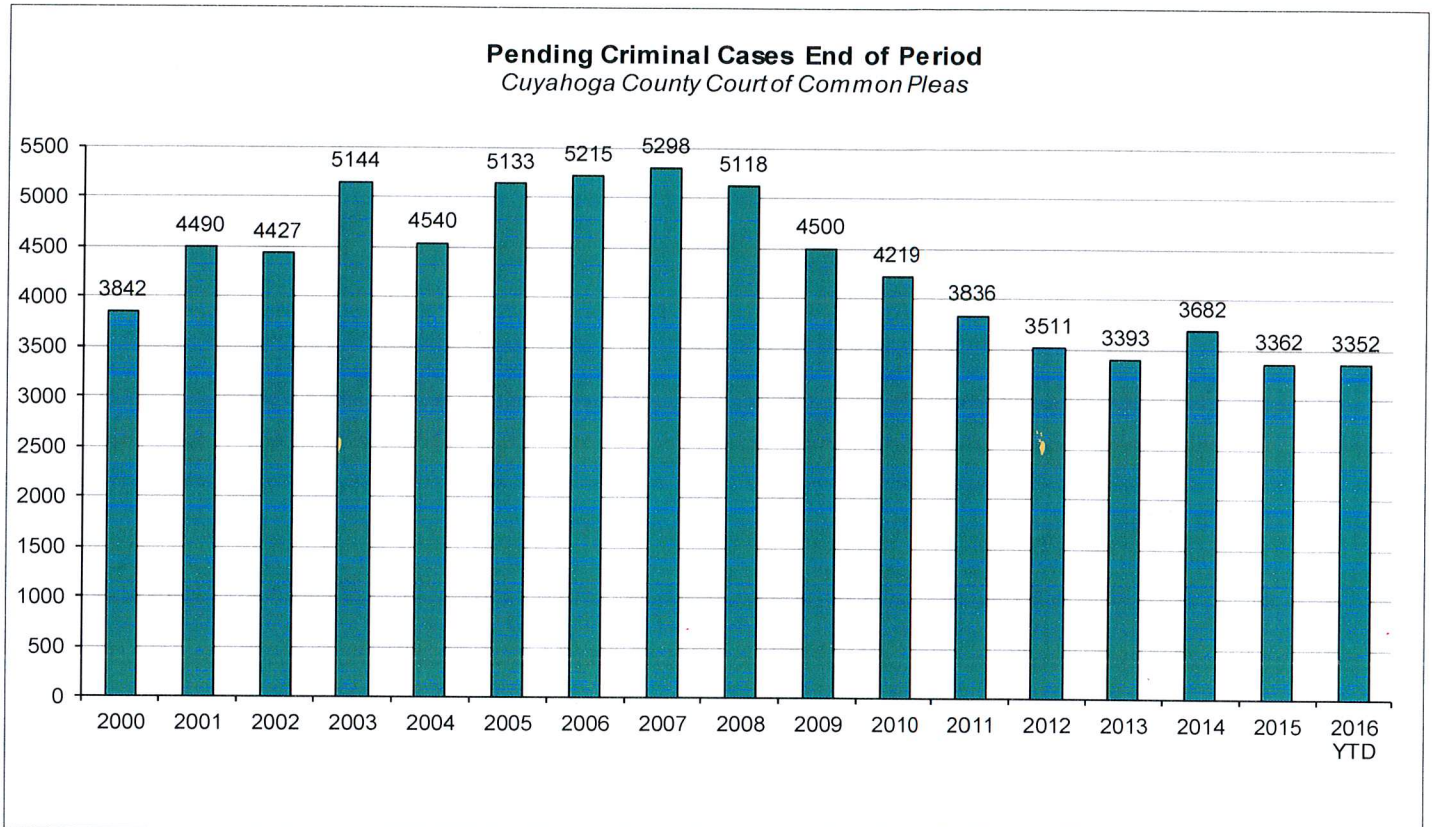
The following chart represents cases that have been terminated by the court from 2000 – January 2016. These cases have been terminated either by trial; plea, dismissal or a defendant is unavailable for trial or sentencing.



# CUYAHOGA COUNTY COMMON PLEAS COURT

## Pending Criminal Cases End of Period

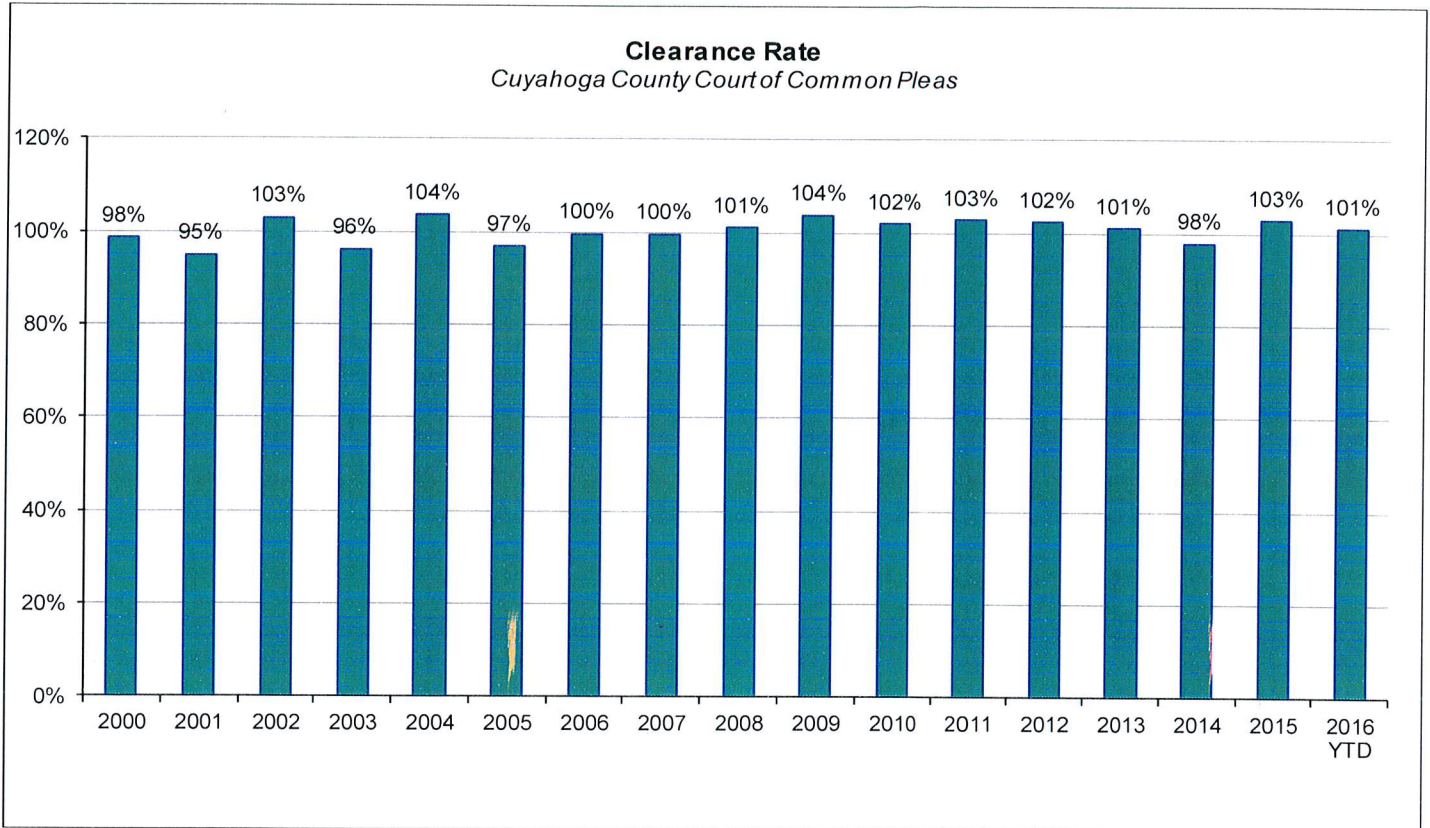
The following chart represents the total number of cases pending at the end of the reporting period from 2000 – January 2016. Pending criminal cases at the end of the period is determined by adding the total number of pending cases at the beginning of the reporting period, and all newly filed, re-activated and transferred in cases. The total number of cases terminated in the period is subtracted from the sum total pending at the beginning of the period to give the value pending at the end of the period.



# CUYAHOGA COUNTY COMMON PLEAS COURT

## Clearance Rate

The Clearance Rate is the total number of outgoing cases as a percentage of the number of incoming cases. Clearance rate measures whether the court is keeping up with its incoming caseload. If cases are not disposed in a timely manner, a backlog of cases awaiting disposition will grow. A Clearance Rate of 100% indicates that at least as many cases have been filed, reopened, or reactivated in a period have been disposed.



## ***Arrest to Disposition Timeline***

Arrest to disposition timeline is a method to measure how felony cases flow through the Cuyahoga County Criminal Justice System. By capturing how long a case takes to move from stage to stage, we can examine where problems may exist and where potential improvements in case processing can be made.

The source data was extracted from the Cuyahoga County Court of Common Pleas Case Management System. The overall population of sample data was based on cases terminated in a given month excluding cases that have gone through diversion programs. A case is defined as a defendant and all charges involved in a single incident. The period for the extracted data is from January 2016.

The stages examined were:

- Arrest to Indictment
- Indictment to Arraignment
- Arraignment to 1<sup>st</sup> Pre-Trial
- 1<sup>st</sup> Pre-Trial to Plea/Trial
- Plea/Trial to Termination

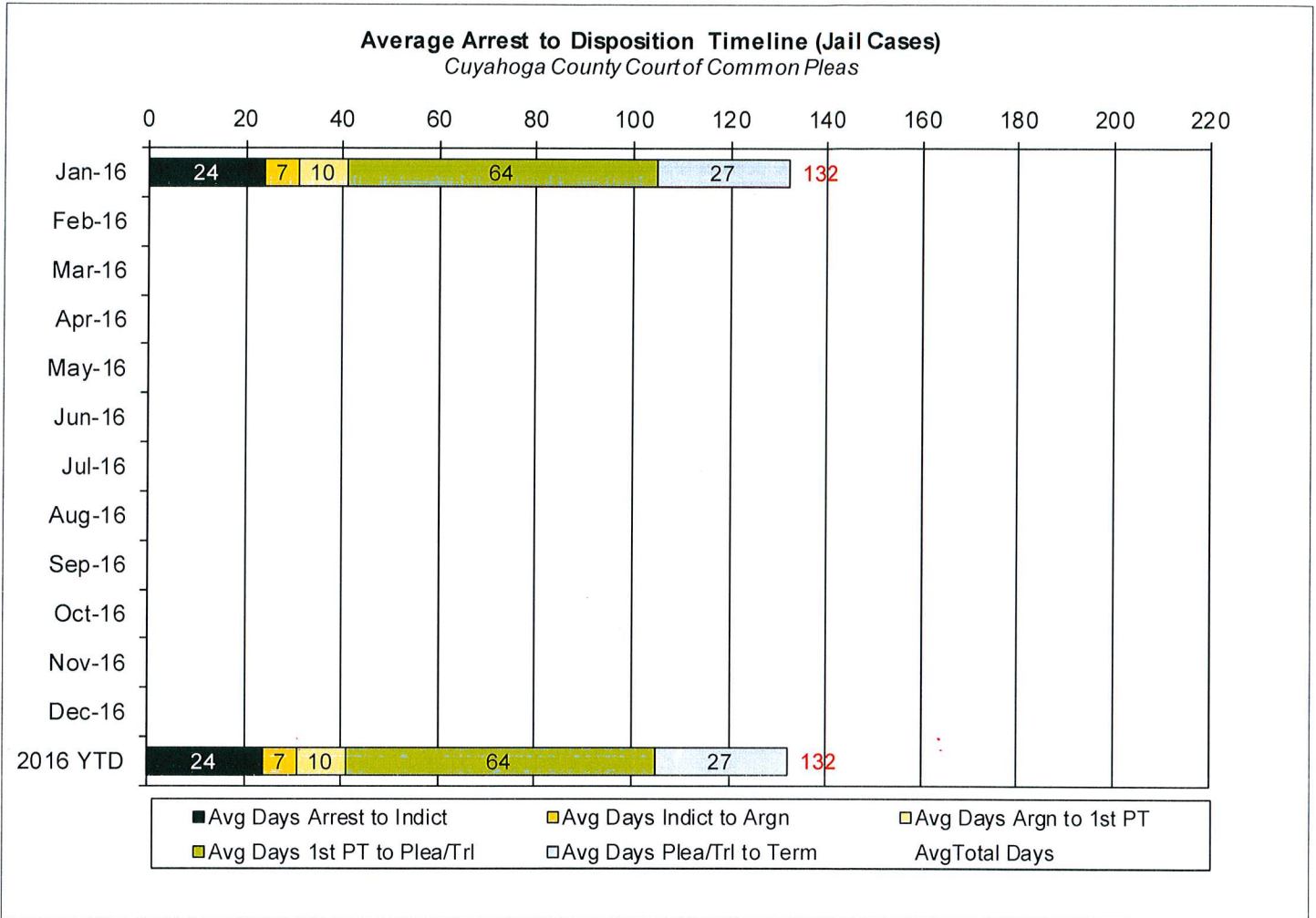
Due to the fact that each case may or may not have all of the stage date elements, a method to arrive at stage averages was applied. For a case to be included in the average for a stage there would need to be both dates for the given stage. A case would be included in the Arrest to Indictment stage if both arrest date and indictment date were available. This method was applied to each of the five stages. Next we calculated the total number of cases that met the date criteria for each of the ranges and also the total number of days between each date. To arrive at an average, the total number of days for each case in each range was calculated and divided by the total number of cases that met the date criteria. If a case had a time period or periods where the defendant was capiased or referred to the Psych Clinic, that amount of time was subtracted from the appropriate range. For re-indicted cases, the original arrest date is used.

The following three charts are for Jail, Non-Jail and combined Jail and Non-Jail cases. Jail and Non-Jail cases are defined by the posting of bond prior to plea or trial.



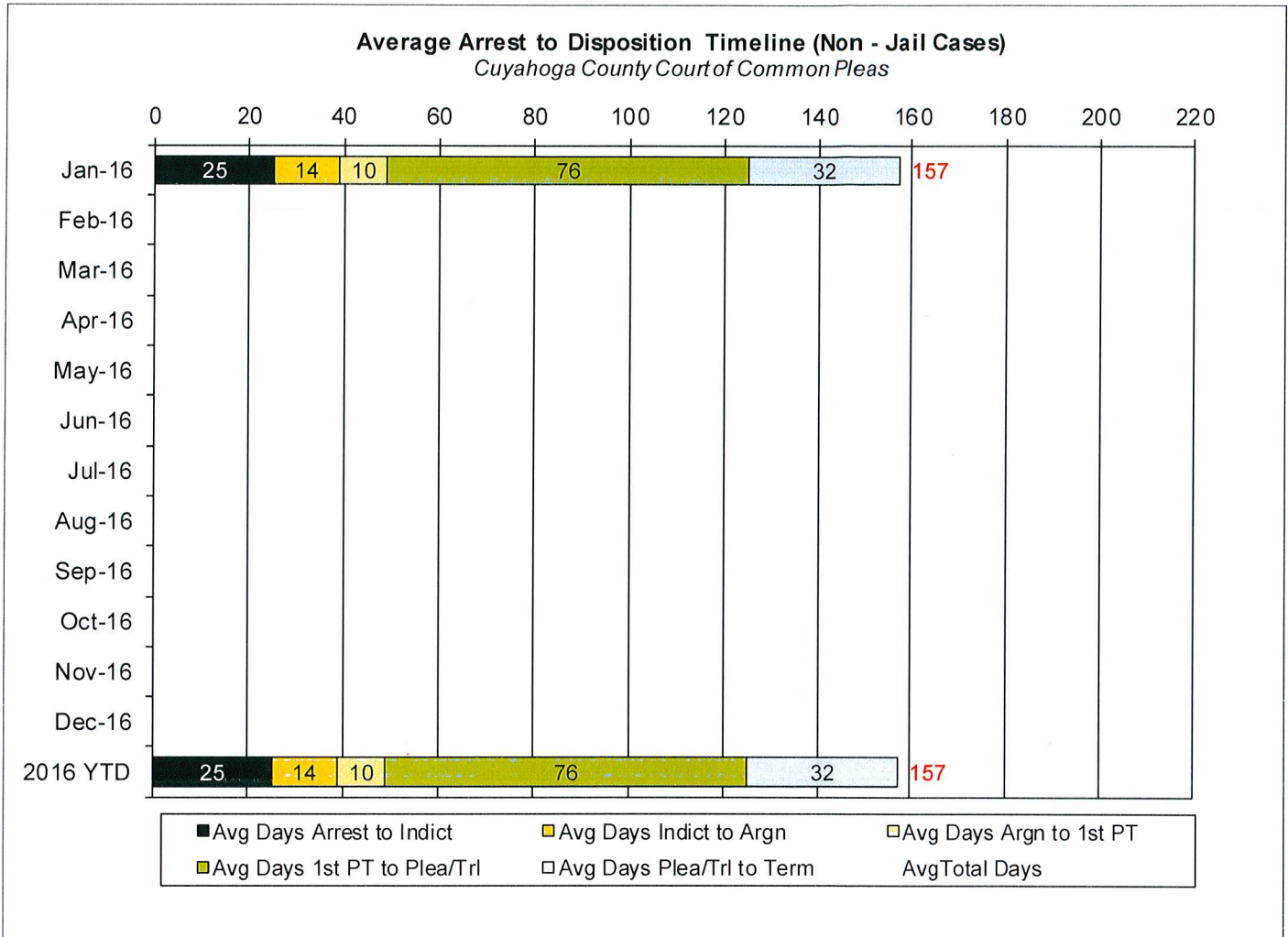
# CUYAHOGA COUNTY COMMON PLEAS COURT

## Average Arrest to Disposition Timeline (Jail Cases)



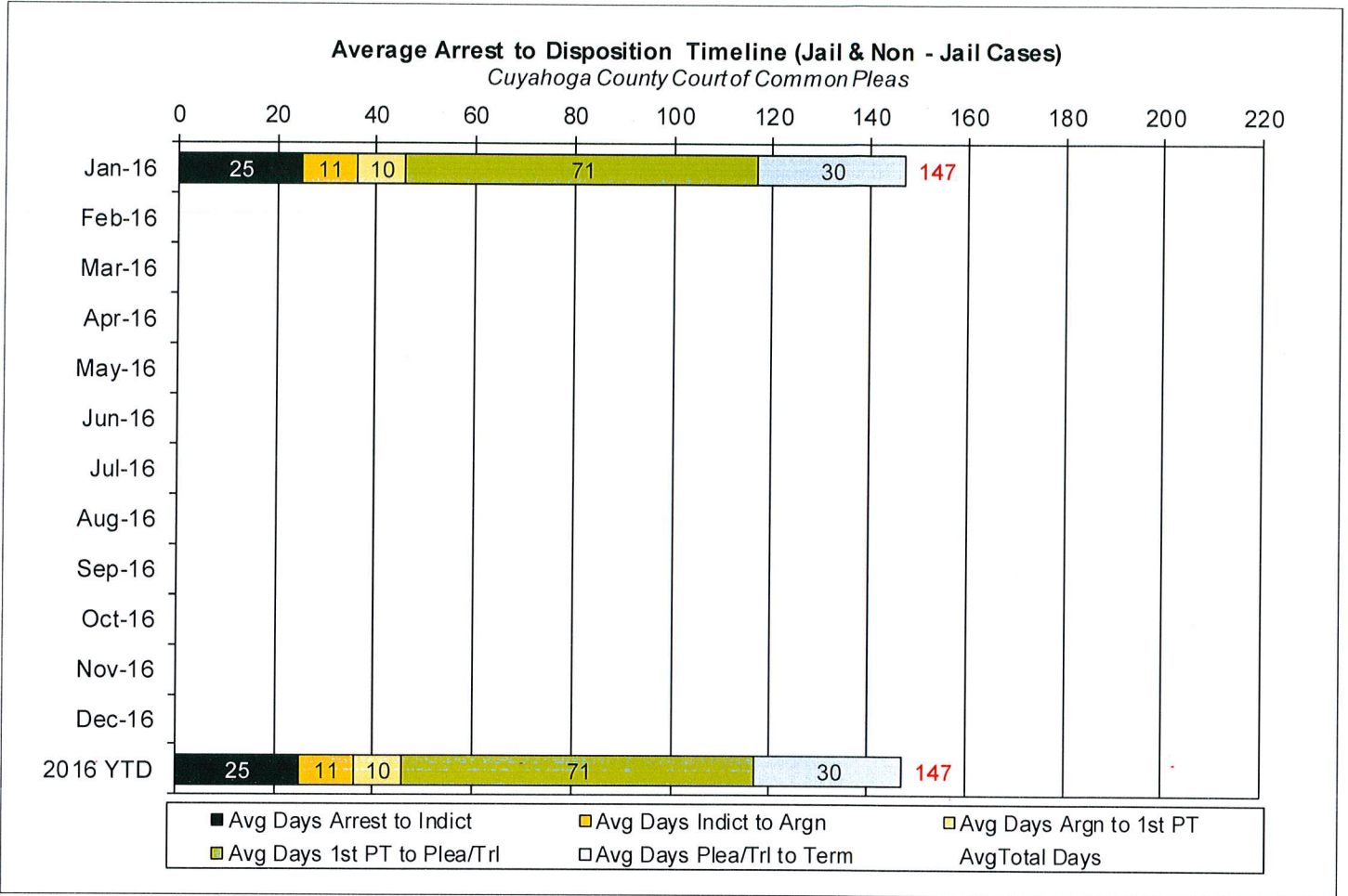
# CUYAHOGA COUNTY COMMON PLEAS COURT

## Average Arrest to Disposition Timeline (Non-Jail Cases)



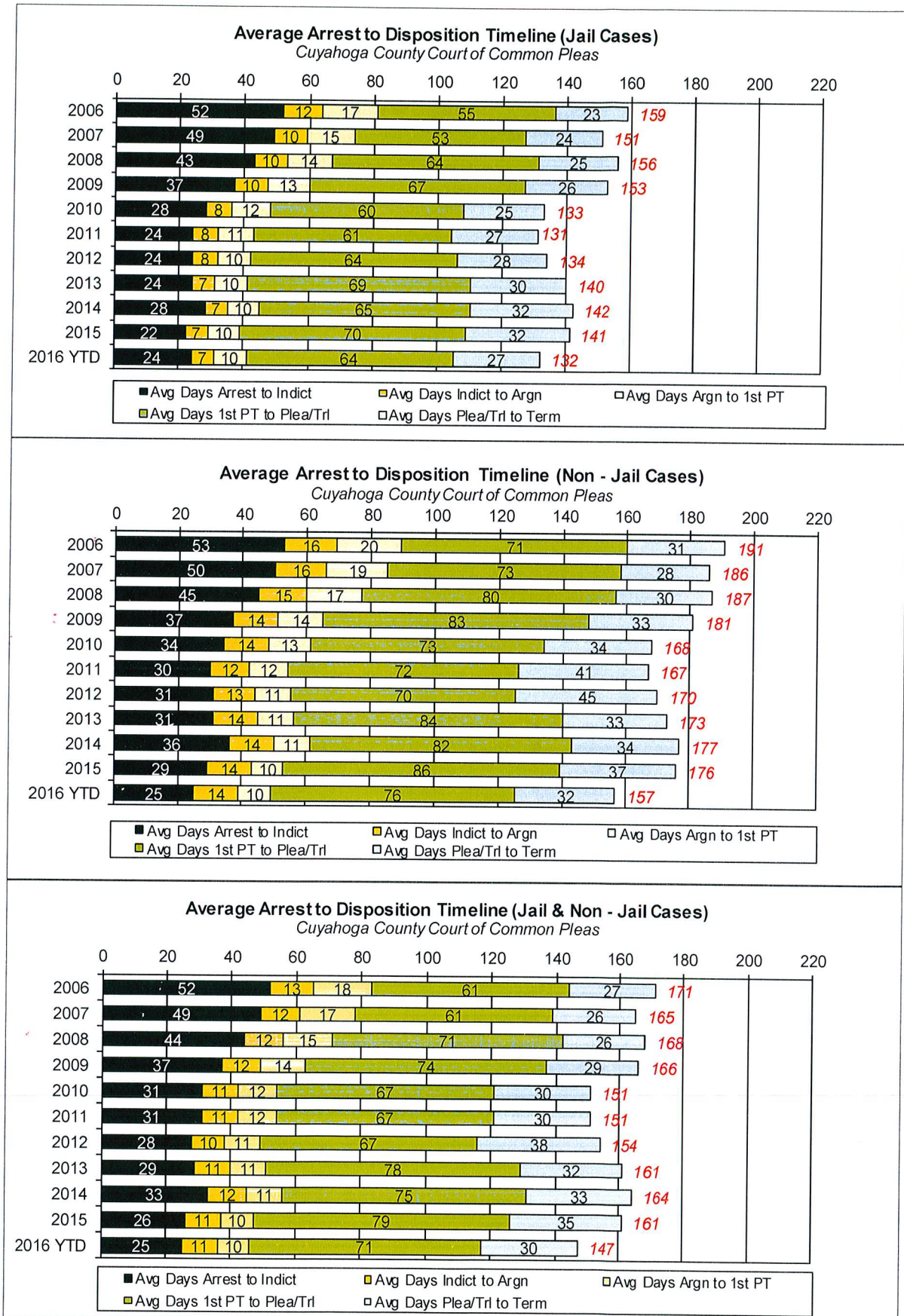
# CUYAHOGA COUNTY COMMON PLEAS COURT

## Average Arrest to Disposition Timeline (Jail and Non-Jail Cases)



# CUYAHOGA COUNTY COMMON PLEAS COURT

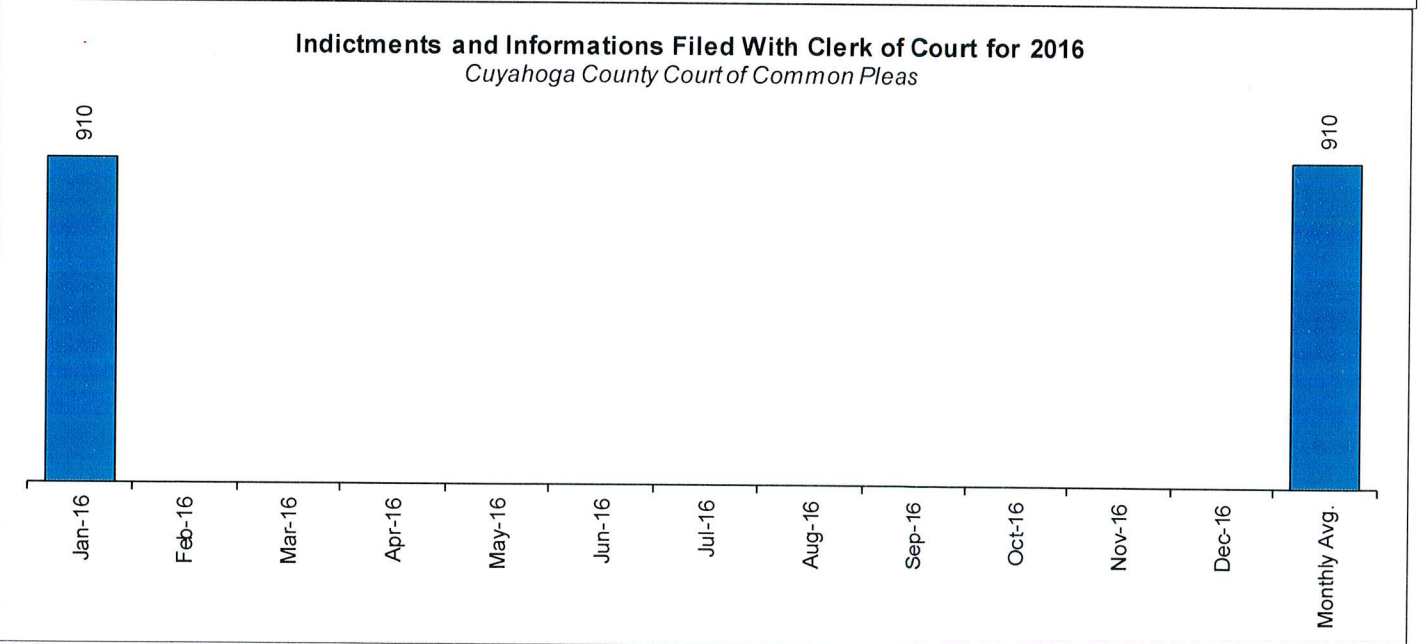
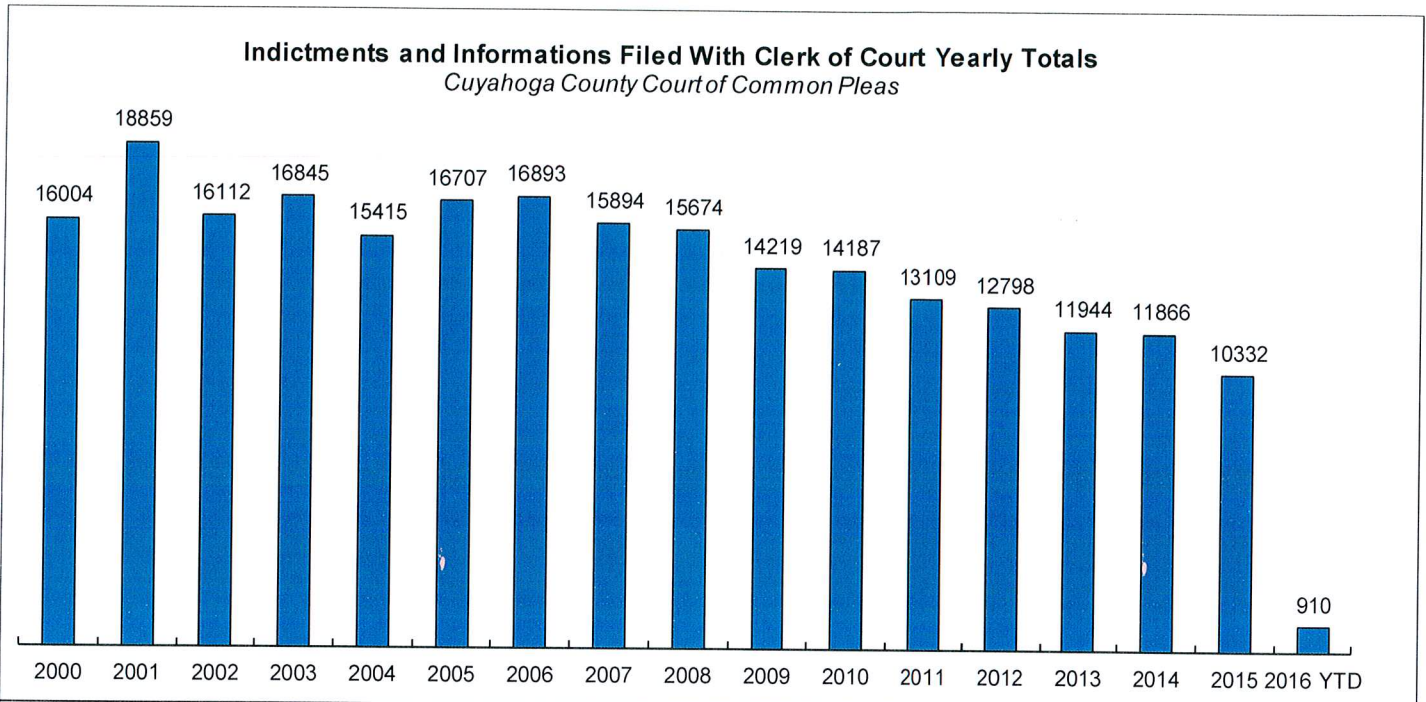
## Yearly Average Arrest to Disposition Timeline



# CUYAHOGA COUNTY COMMON PLEAS COURT

## ***Indictments and Informations Filed With the Clerk of Courts***

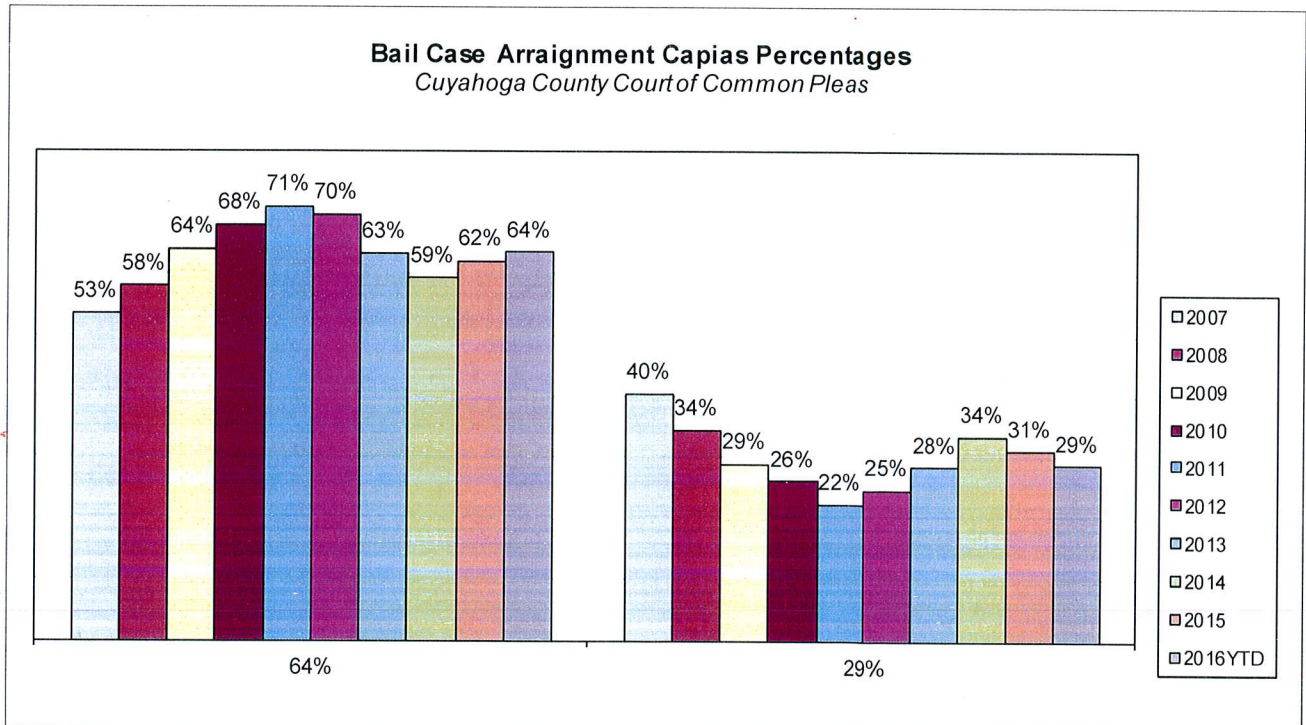
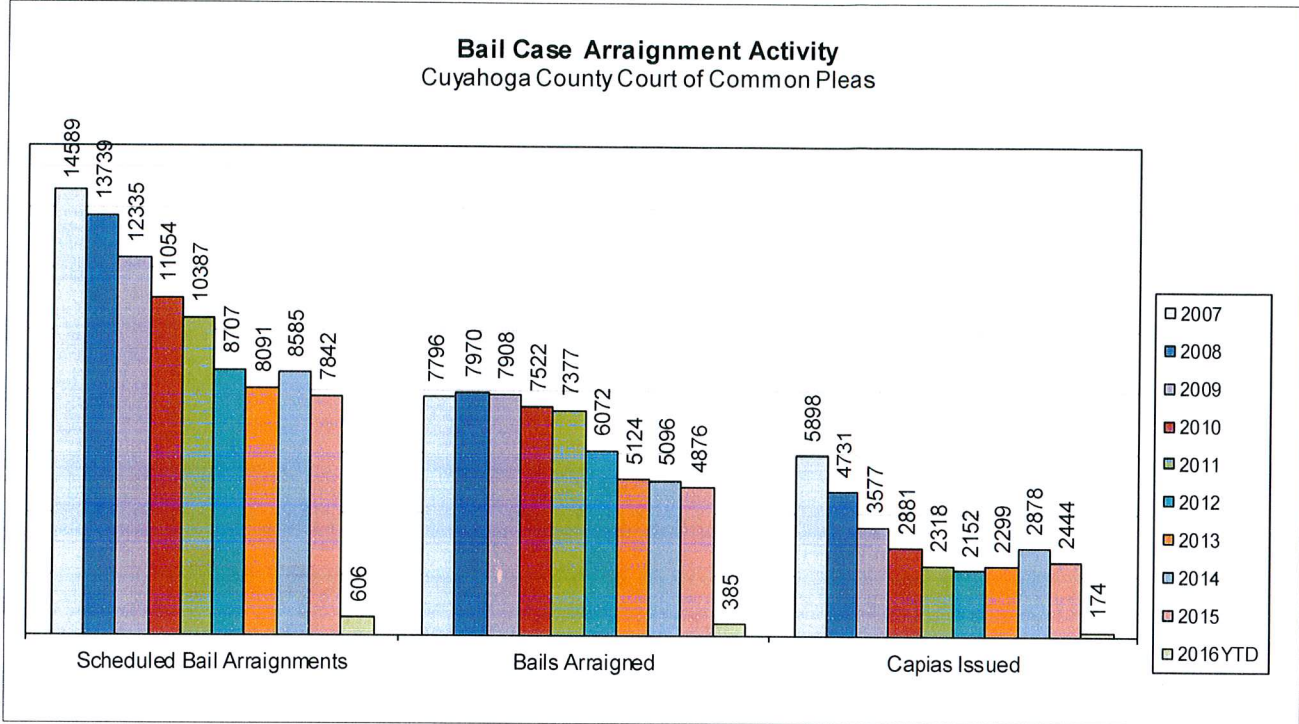
The following charts are reflective of Indictments and Informations filed with the Criminal Clerk of Courts from 2000. The source for this information was the Criminal Clerk's Office.



# CUYAHOGA COUNTY COMMON PLEAS COURT

## Bail Case Arraignment Activity

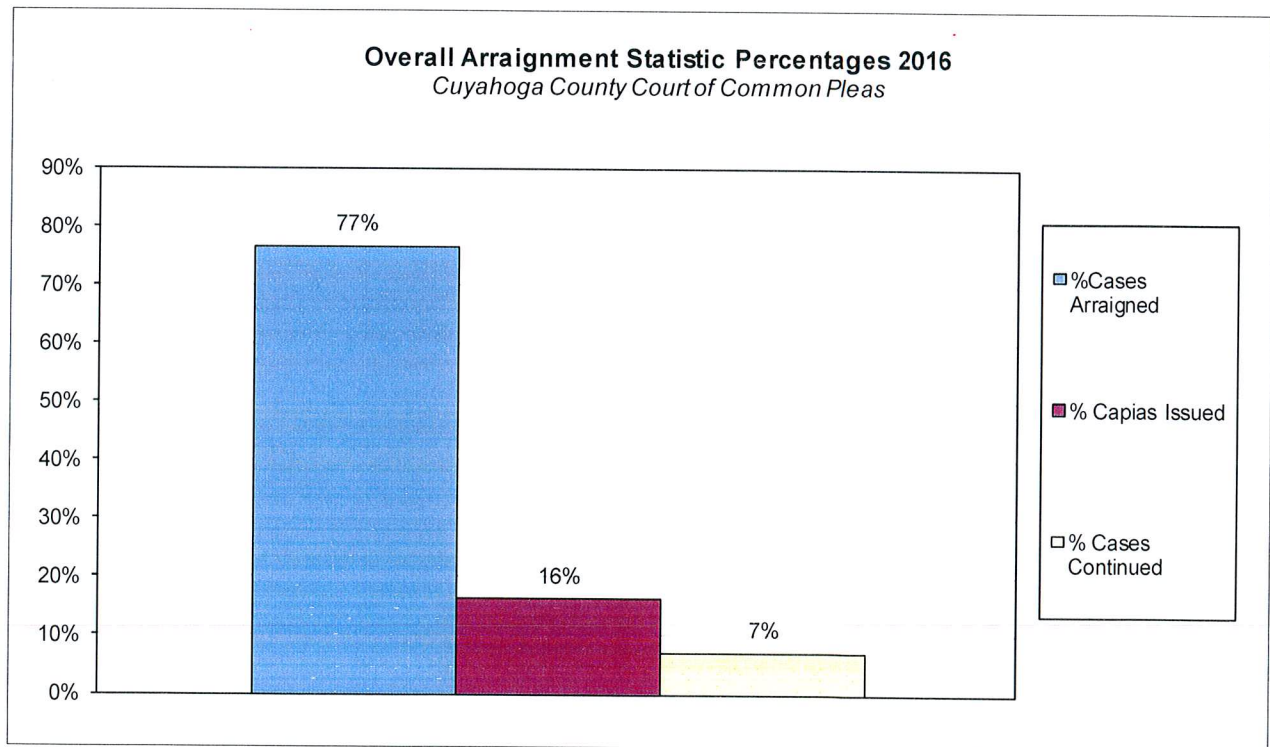
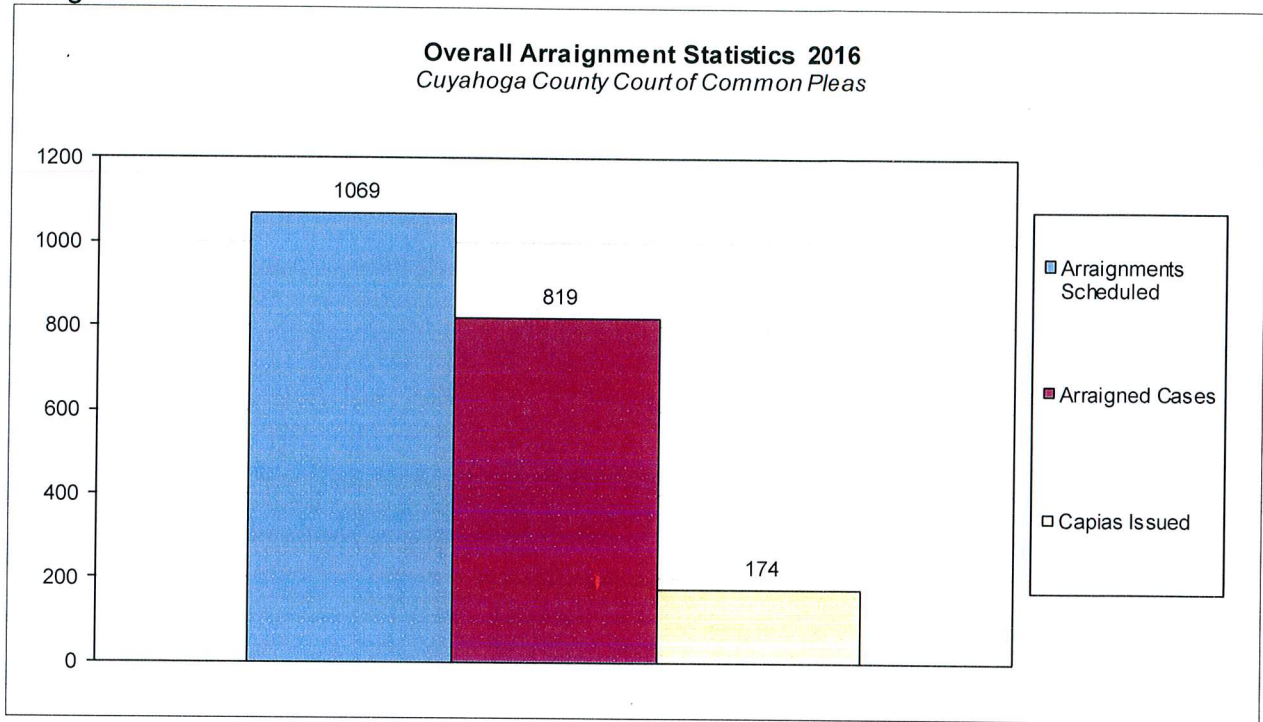
The following charts are reflective of arraignment activity where the defendant was not incarcerated at the time of arraignment. The source for this information was the Criminal Records Department.



# CUYAHOGA COUNTY COMMON PLEAS COURT

## Overall Arraignment Statistics

The arraignment statistics were provided by the Criminal Records Department. They are provided to give a representation of arraignment activity in the Court in 2016. These statistics include jail and non – jail arraignments.



# Judicial Foreclosure Statistics<sup>1</sup>


<sup>1</sup> For clarification purposes, Foreclosure cases in this report are identified as Judicial Foreclosure filings (filing codes 1460 (Foreclosure Marsh. Of Lien), 1465(Tax Lien), 1466 (Tax Certificate), 1470 (Quiet Title), and 1480 (Partition)). These cases are different from Board of Revision Foreclosures, which are not reported here.



# CUYAHOGA COUNTY COMMON PLEAS COURT

## **Total Pending Judicial Foreclosure Cases Referred to Magistrates**

The following chart is a display of the total number of pending Judicial Foreclosure cases referred to the Magistrates on specific dates. The table below shows the number of these cases pending from each year since 2000.




Year	As of:	2/10/2016																		
2000		0																		
2001		0																		
2002		0																		
2003		2																		
2004		0																		
2005		0																		
2006		0																		
2007		1																		
2008		2																		
2009		5																		
2010		4																		
2011		9																		
2012		43																		
2013		101																		
2014		483																		
2015		3343																		
2016		865																		
<b>Total</b>		<b>4858</b>																		

# CUYAHOGA COUNTY COMMON PLEAS COURT

## **Total Pending Tax Lien & Certificate Cases Referred to Magistrates**

The following chart is a display of the number of pending tax Judicial Foreclosure cases referred to the Magistrates on specific dates. The table below shows the number of pending tax Judicial Foreclosure cases in each year since 2000.

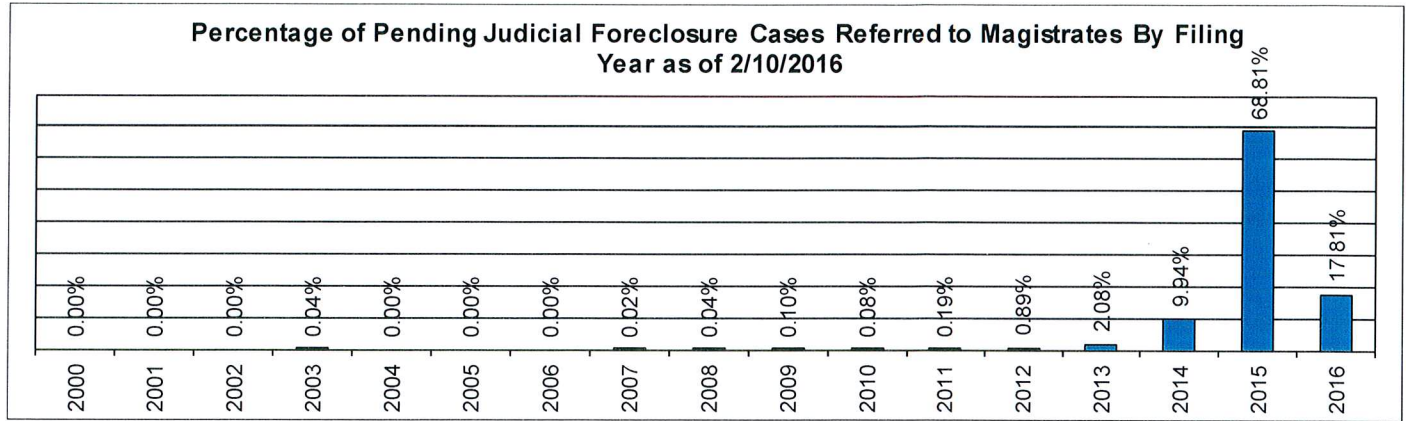


Year	As of:	2/10/2016																		
2000		0																		
2001		0																		
2002		0																		
2003		0																		
2004		0																		
2005		0																		
2006		0																		
2007		0																		
2008		0																		
2009		0																		
2010		0																		
2011		0																		
2012		4																		
2013		19																		
2014		104																		
2015		928																		
2016		360																		
<b>Total</b>		<b>1415</b>																		

# CUYAHOGA COUNTY COMMON PLEAS COURT

## **Percentage of Pending Judicial Foreclosure Cases By Filing Year**

The following chart is a representation of the total number of pending Judicial Foreclosure cases by filing year expressed as a percentage on a specific date. The table below is the supporting data for this chart.

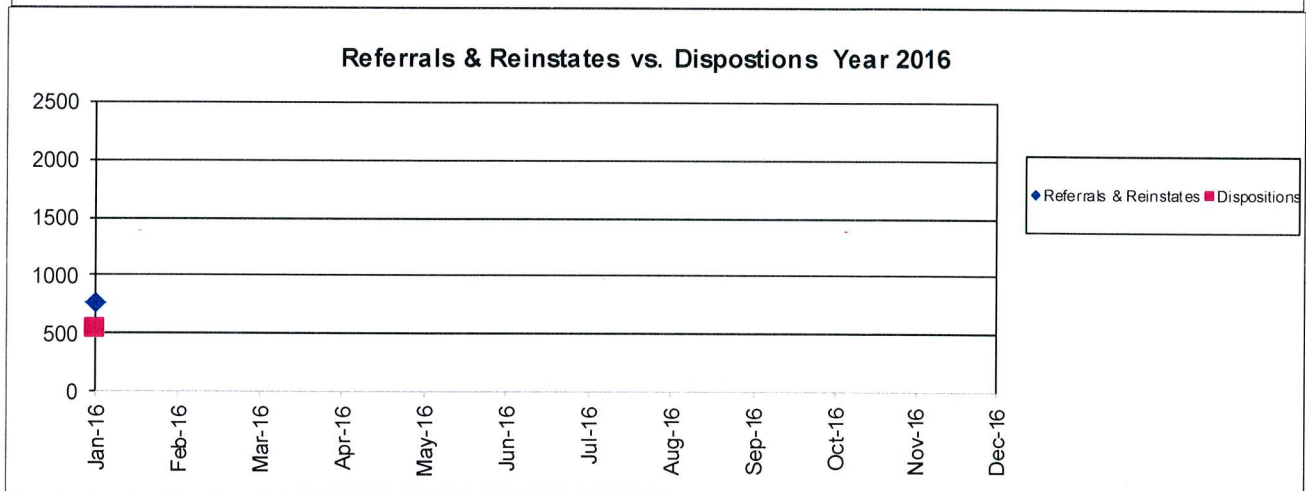



	As of:	2/10/2016	% of Total
Year			
2000		0	0.00%
2001		0	0.00%
2002		0	0.00%
2003		2	0.04%
2004		0	0.00%
2005		0	0.00%
2006		0	0.00%
2007		1	0.02%
2008		2	0.04%
2009		5	0.10%
2010		4	0.08%
2011		9	0.19%
2012		43	0.89%
2013		101	2.08%
2014		483	9.94%
2015		3343	68.81%
2016		865	17.81%

# CUYAHOGA COUNTY COMMON PLEAS COURT

## Judicial Foreclosure Clearance Rate Year 2016

The Clearance Rate is the number of outgoing cases as a percentage of the number of incoming cases. Clearance rate measures whether the court is keeping up with its incoming caseload. If cases are not disposed in a timely manner, a backlog of cases awaiting disposition will grow. A Clearance Rate of 100% indicates that at least as many cases as have been filed, reopened, or reactivated in a period have been disposed.

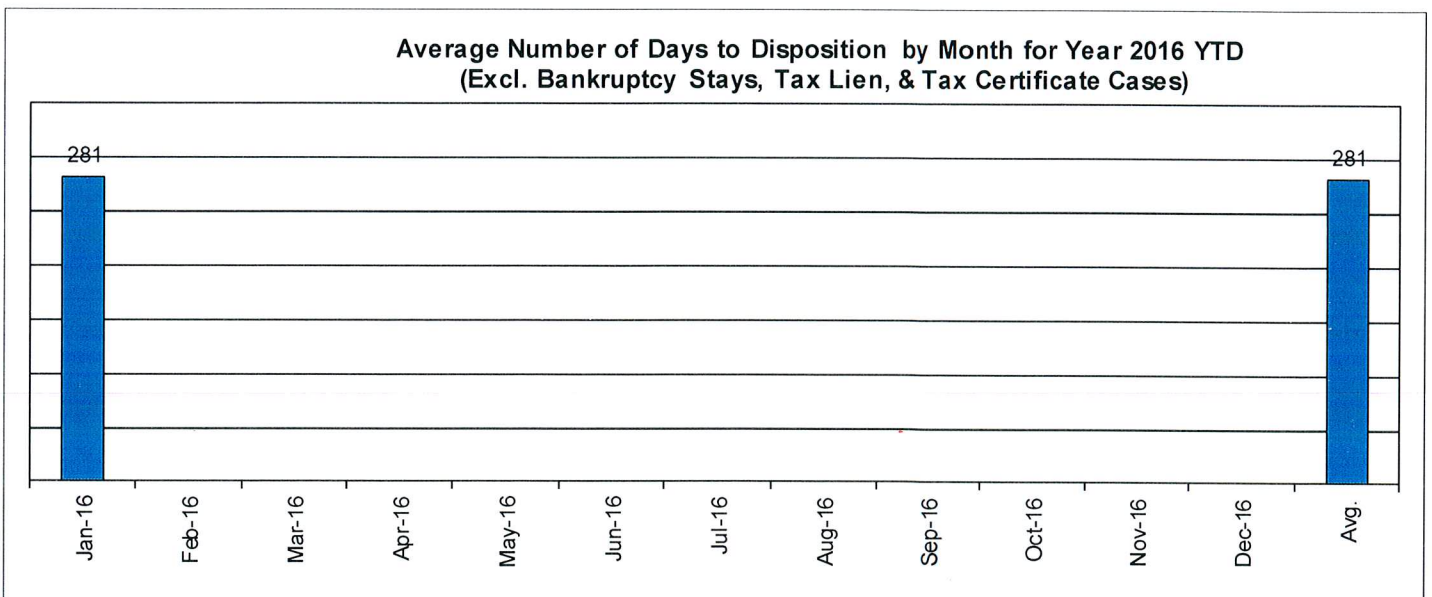
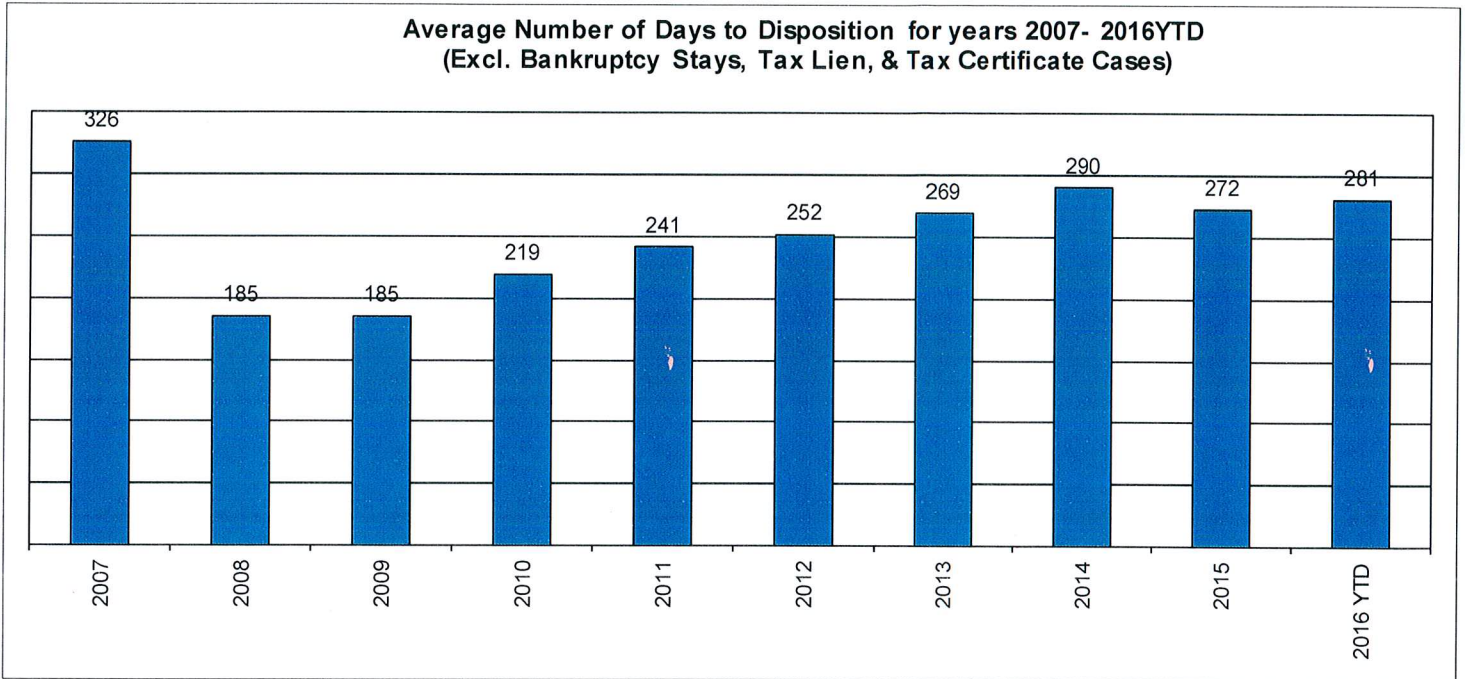


	Referrals & Reinstates	Dispositions	Clearance Rate
Jan-16	757	540	71%
Feb-16			
Mar-16			
Apr-16			
May-16			
Jun-16			
Jul-16			
Aug-16			
Sep-16			
Oct-16			
Nov-16			
Dec-16			
Avg	757	540	71%
Total	757	540	

# CUYAHOGA COUNTY COMMON PLEAS COURT

## **Avg. Number of Days to Disp. (Excl. Bank. Stays & Tax Lien & Tax Cert.)**

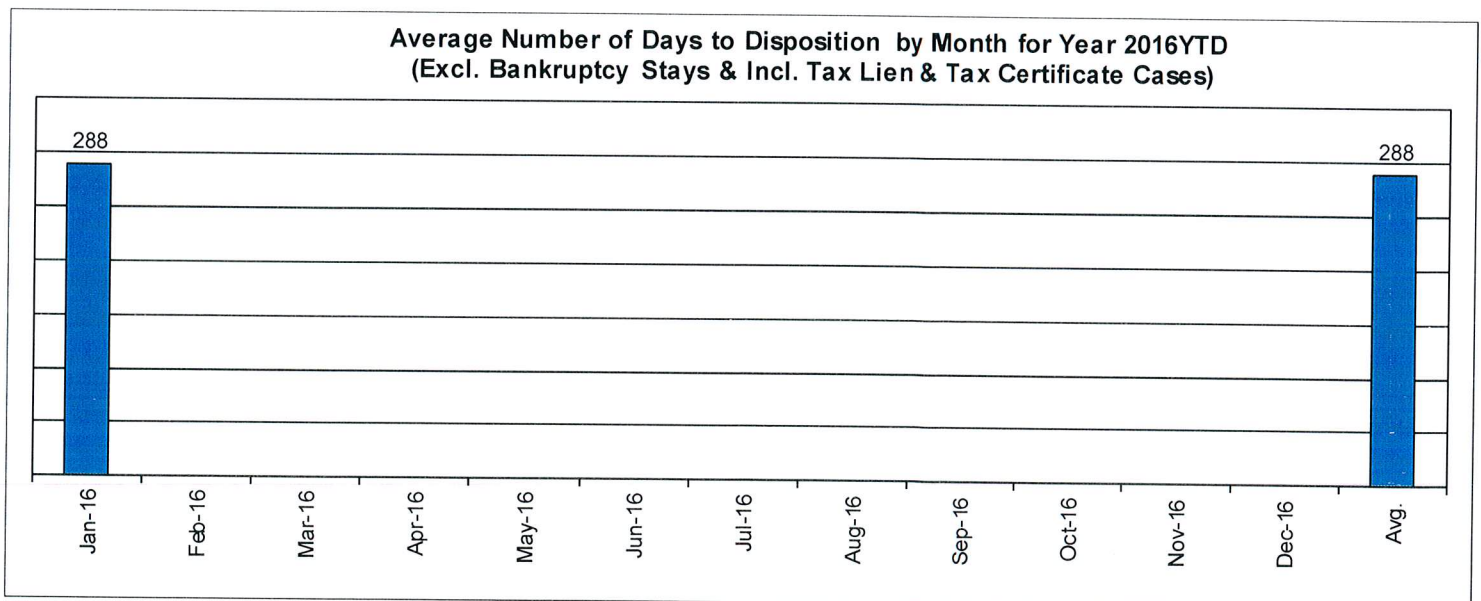
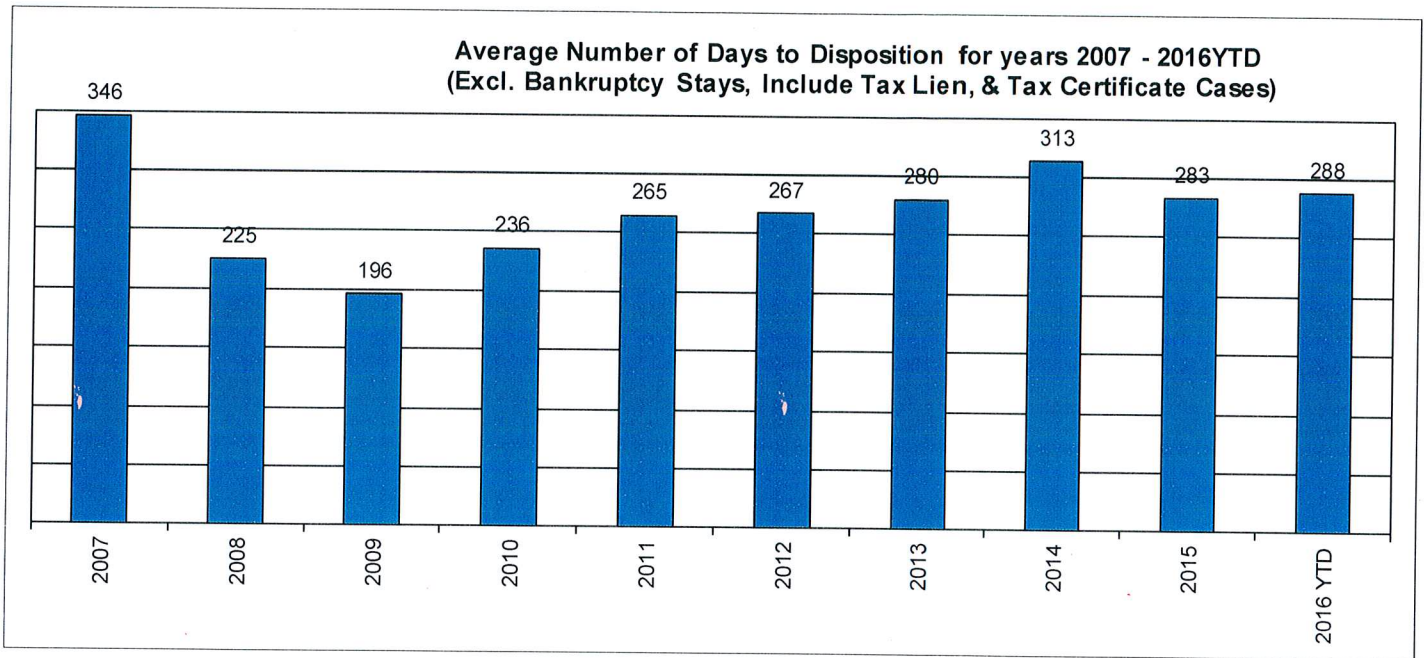
The average number of days to disposition is the number of days from filing to a final disposition entry being filed with the Clerk of Court. The data sample is based on all judicial foreclosure cases terminated by decree or dismissal (cases terminated by bankruptcy are not included) in a month. Each case is examined to determine the number of days between filing and termination with the periods that a case may have been in bankruptcy subtracted. Adding the total days of all of the cases minus bankruptcy periods and dividing by the total number of cases calculates the average. In the following chart, tax judicial foreclosure cases are excluded.



# CUYAHOGA COUNTY COMMON PLEAS COURT

## **Avg. Number of Days to Disp. (Excl. Bank. Stays & Incl. Tax Lien & Tax Cert.)**

The average number of days to disposition is the number of days from filing to a final disposition entry being filed with the Clerk of Court. The data sample is based on all Judicial Foreclosure cases terminated by decree or dismissal (cases terminated by bankruptcy are not included) in a month. Each case is examined to determine the number of days between filing and termination with the periods that a case may have been in bankruptcy subtracted. Adding the total days of all of the cases minus bankruptcy periods and dividing by the total number of cases calculates the average. In the following chart, all types of Judicial Foreclosure cases are included.

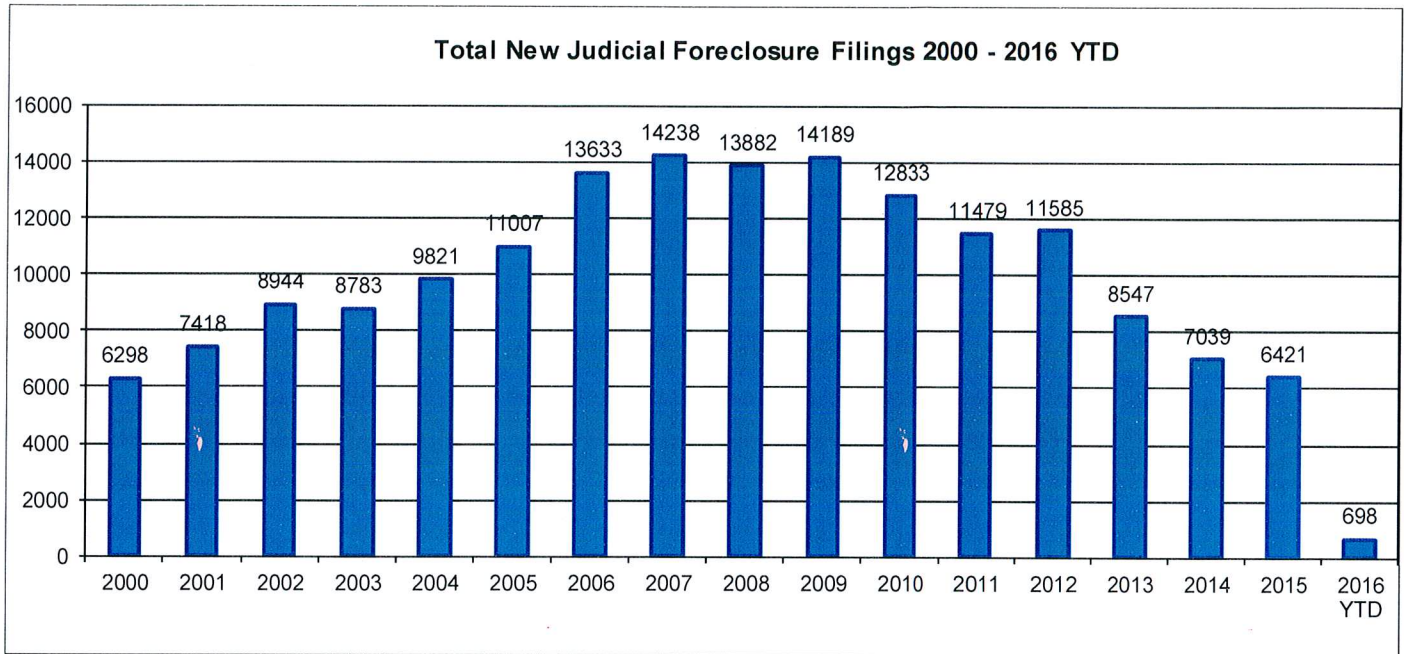


# CUYAHOGA COUNTY COMMON PLEAS COURT

## Total New Judicial Foreclosure Filings

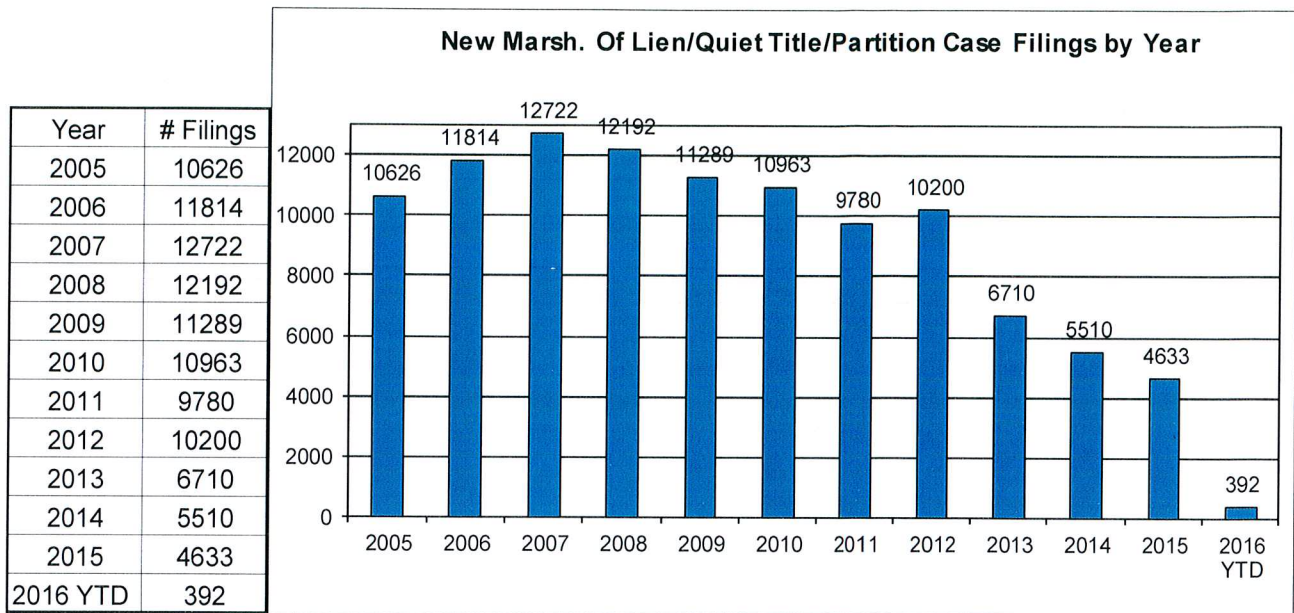
The following charts are provided as a historical view of new judicial foreclosure filings.

1. Total New Judicial Foreclosure Filings from 2000 – 2016 by year
2. Total New Marsh of Lien/Quiet Title/Partition Filings from 2005 – 2016 by month
3. Total New Tax Lien & Tax Certificate Filings for 2005 – 2016 by month
4. Total New Judicial Foreclosure Filings from 2005 – 2016 by month

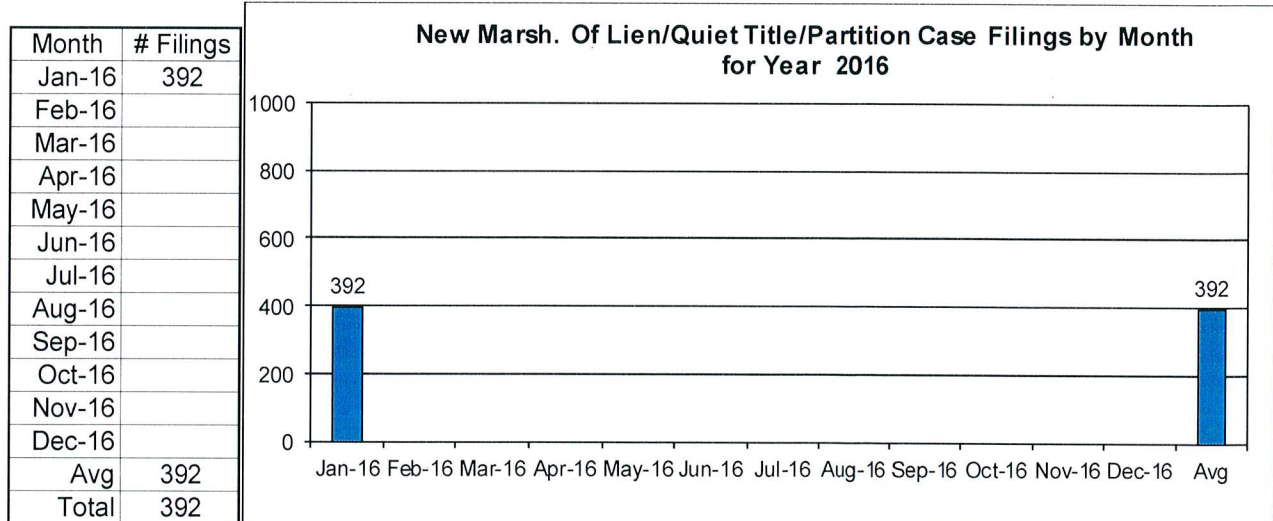


# CUYAHOGA COUNTY COMMON PLEAS COURT

## ***New Marsh of Lien/Quiet Title/Partition Case Filings for Years 2005 – 2016 YTD***



## ***New Marsh of Lien/Quiet Title/Partition Case Filings by month for 2016 YTD***

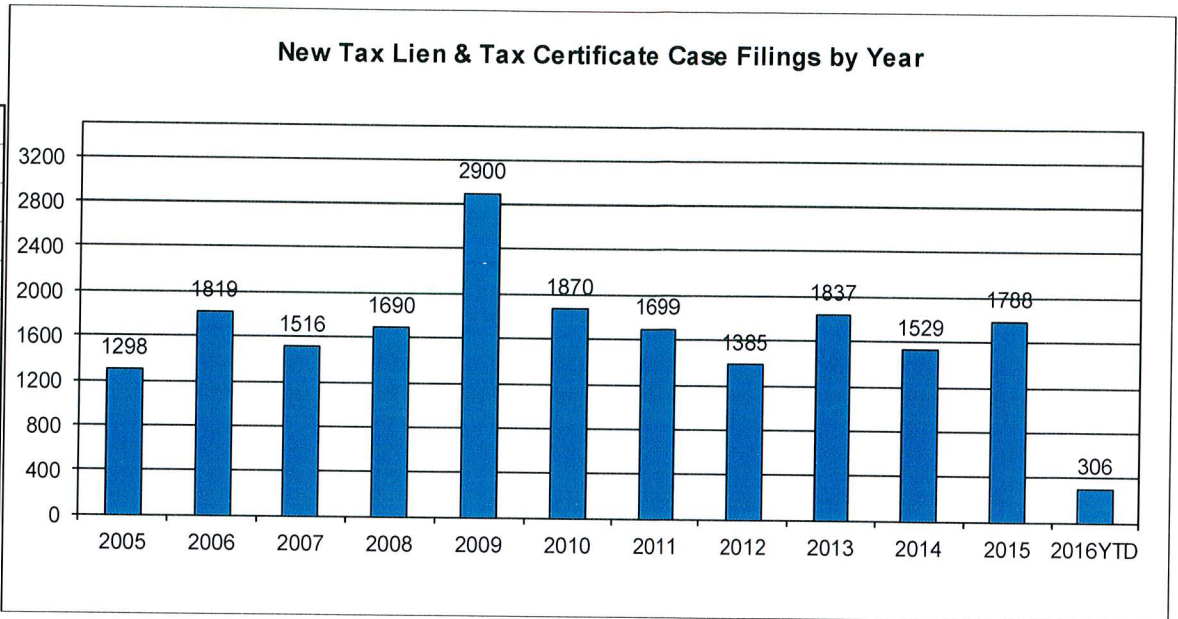




# CUYAHOGA COUNTY COMMON PLEAS COURT


## New Tax Lien & Certificate Filings for Years 2005 – 2016 YTD

Year	# Filings
2005	1298
2006	1819
2007	1516
2008	1690
2009	2900
2010	1870
2011	1699
2012	1385
2013	1837
2014	1529
2015	1788
2016YTD	306



## New Tax Lien & Certificate Filings by Month for Year 2016 YTD

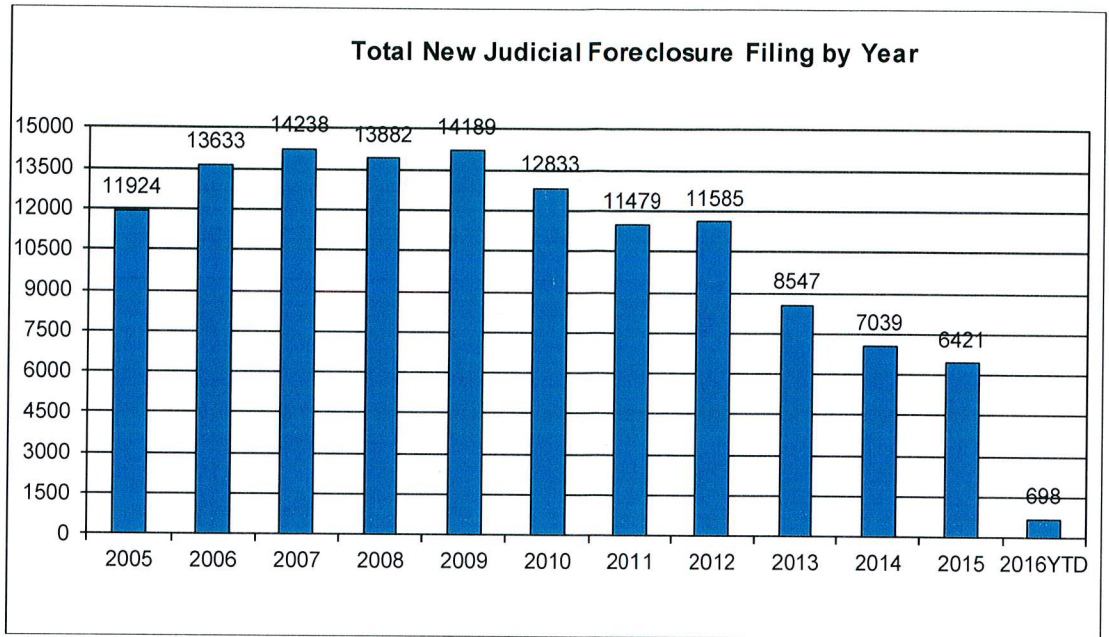
Month	# Filings
Jan-16	306
Feb-16	
Mar-16	
Apr-16	
May-16	
Jun-16	
Jul-16	
Aug-16	
Sep-16	
Oct-16	
Nov-16	
Dec-16	
Avg	306
Total	306



# CUYAHOGA COUNTY COMMON PLEAS COURT


## Total New Judicial Foreclosure Filings Years 2005 – 2016 YTD

Year	# Filings
2005	11924
2006	13633
2007	14238
2008	13882
2009	14189
2010	12833
2011	11479
2012	11585
2013	8547
2014	7039
2015	6421
2016 YTD	698



## Total New Judicial Foreclosure Filings by Month for Year 2016 YTD

Month	# Filings
Jan-16	698
Feb-16	
Mar-16	
Apr-16	
May-16	
Jun-16	
Jul-16	
Aug-16	
Sep-16	
Oct-16	
Nov-16	
Dec-16	
Avg	698
Total	698



***Magistrate's Monthly Reports***

The Magistrates' Monthly Report consists of 5 reports. Below is a description of each.

**Magistrate's Monthly Supplemental Journal Entry Report (R415)**

Retrieves total number of supplemental entries and Decrees of Confirmation of Sheriff's sale created during a specific period. A supplemental entry is any journal created by a magistrate, which does not close out a case. For example, any magistrate's order (MG) setting a hearing, any journal entry (JE) ruling on a motion, journals confirming Sheriff's sales, etc.).

**Magistrate's Full Disposition Count by Magistrate Report (R413)**

Retrieves total number of cases disposed of during a specific period. The dispositions are grouped by Magistrate and then broken down by the type of disposition (i. e. Default, Dismissed with Prejudice, Dismissed without Prejudice, etc.) This report can be printed three different ways. Including tax cases (Full Dispositions), excluding tax cases (Non-Tax Dispositions), and Tax cases only (Tax Dispositions).

**Magistrate's Monthly Cases Referred/Reinstated Report (R418)**

Retrieves newly filed cases referred to the Magistrates Dept. and cases previously disposed by the Magistrates Dept. that are reinstated and re-referred to the magistrates. The cases are separated by Tax (filing code 1465; Tax Judicial Foreclosure & 1466; Tax Certificate Judicial Foreclosure) and Non-Tax (1460; Judicial Foreclosure Marsh. Of Lien, 1480; Partition, 1470; Quiet Title, misc. (i. e. 1391; Contract Other, etc.).

**Magistrate's Monthly Hearing Totals Report (R3146)**

Retrieves total number of hearings held during one month. The hearings are grouped by Magistrate and then broken down by what type hearing was held (i. e. Default, Pretrial, etc.).

**Magistrate's Monthly Case Load Report (R3147)**

Retrieves individual caseload totals for individual magistrates during a specific period. The cases are grouped by magistrate and then broken down by case type (i. e. tax judicial foreclosure, tax certificate judicial foreclosure and non-tax judicial foreclosure).

CUYAHOGA COUNTY COURT OF COMMON PLEAS

DATE: 02/10/2016  
TIME: 9:08 AM

OFFICE OF THE MAGISTRATES  
MAGISTRATE'S MONTHLY SUPPLEMENTALS BY CASE  
REPORTING PERIOD: JANUARY 2016

PAGE: 1  
CMSR415D

---

**SUPPLEMENTALS**

AUGUSTYN	159
BAKER	460
BUCHA	210
DYKE	274
GAUNTNER	0
GONZALEZ	224
HIPPLEY	141
JACKSON A	248
JACKSON J	184
KLEIN	277
LUCAS	241
OLSZTYN	377
VOZAR	282
WEISS	327
UNACCOUNTED FOR	0

**TOTAL** 3404

**CONFIRMATIONS**

**TOTAL** 12

**Full Disposition Count by Magistrate**

REPORTING PERIOD: FROM 01/01/2016 TO 01/31/2016

DATE: 02/10/2016

TIME: 9:09 AM

MagID	Dispose Type	Tax Cert.	Tax Treas.	Total
<b>KCA</b>				
	Bank	1	0	1
	Def	4	0	7
	Dism	0	0	5
	Ref. Vacate	0	0	0
	Court Trial	0	0	0
	Other	0	0	4
	<b><u>MAG'S TOTAL</u></b>	<b>5</b>	<b>0</b>	<b><u>17</u></b>
<b>GDB</b>				
	Bank	0	0	2
	Def	7	0	15
	Dism	2	0	20
	Ref. Vacate	0	0	0
	Court Trial	0	0	0
	Other	5	1	13
	<b><u>MAG'S TOTAL</u></b>	<b>14</b>	<b>1</b>	<b><u>50</u></b>
<b>SMB</b>				
	Bank	0	0	2
	Def	1	0	8
	Dism	1	2	10
	Ref. Vacate	0	0	0
	Court Trial	0	0	0
	Other	1	1	6
	<b><u>MAG'S TOTAL</u></b>	<b>3</b>	<b>3</b>	<b><u>26</u></b>
<b>JTD</b>				
	Bank	0	0	1
	Def	3	0	25
	Dism	0	1	10
	Ref. Vacate	0	0	0
	Court Trial	0	0	0
	Other	4	0	11
	<b><u>MAG'S TOTAL</u></b>	<b>7</b>	<b>1</b>	<b><u>47</u></b>
<b>TG</b>				
	Bank	0	0	2
	Def	4	0	16
	Dism	2	2	11
	Ref. Vacate	0	0	0
	Court Trial	0	0	0
	Other	0	1	8
	<b><u>MAG'S TOTAL</u></b>	<b>6</b>	<b>3</b>	<b><u>37</u></b>
<b>KH</b>				
	Bank	0	0	1
	Def	5	1	13
	Dism	0	1	5
	Ref. Vacate	0	0	0
	Court Trial	0	0	0
	Other	2	0	5
	<b><u>MAG'S TOTAL</u></b>	<b>7</b>	<b>2</b>	<b><u>24</u></b>
<b>ARJ</b>				
	Bank	0	0	1
	Def	6	0	23
	Dism	1	1	23
	Ref. Vacate	0	0	0
	Court Trial	0	0	0
	Other	1	0	5
	<b><u>MAG'S TOTAL</u></b>	<b>8</b>	<b>1</b>	<b><u>52</u></b>
<b>JLJ</b>				
	Bank	0	2	3
	Def	6	0	24
	Dism	3	0	9

Decrees	335
Defaults	236
Other	98
Court Trial	1
Dismissals	182
Bankruptcy	23
Ref. Vacated	0
<b>Grand Total</b>	<b>540</b>

CUYAHOGA COUNTY COURT OF COMMON PLEAS  
OFFICE OF THE MAGISTRATES  
**Full Disposition Count by Magistrate**  
REPORTING PERIOD: FROM 01/01/2016 TO 01/31/2016

DATE: 02/10/2016  
TIME: 9:09 AM

PAGE: 2  
CMSR413

MagID	Dispose Type	Tax Cert.	Tax Treas.	Total
	Ref. Vacate	0	0	0
	Court Trial	0	0	0
	Other	4	0	8
	<b><u>MAG'S TOTAL</u></b>	<b>13</b>	<b>2</b>	<b>44</b>
<hr/>				
<b>MK</b>				
	Bank	0	0	2
	Def	3	0	15
	Dism	0	0	9
	Ref. Vacate	0	0	0
	Court Trial	0	0	0
	Other	5	2	13
	<b><u>MAG'S TOTAL</u></b>	<b>8</b>	<b>2</b>	<b>39</b>
<hr/>				
<b>PL</b>				
	Bank	1	2	6
	Def	4	0	17
	Dism	4	1	19
	Ref. Vacate	0	0	0
	Court Trial	0	0	0
	Other	1	3	6
	<b><u>MAG'S TOTAL</u></b>	<b>10</b>	<b>6</b>	<b>48</b>
<hr/>				
<b>CEO</b>				
	Bank	0	0	1
	Def	8	0	23
	Dism	5	3	29
	Ref. Vacate	0	0	0
	Court Trial	0	0	1
	Other	1	3	7
	<b><u>MAG'S TOTAL</u></b>	<b>14</b>	<b>6</b>	<b>61</b>
<hr/>				
<b>TJV</b>				
	Bank	0	0	1
	Def	12	0	30
	Dism	2	0	16
	Ref. Vacate	0	0	0
	Court Trial	0	0	0
	Other	0	1	1
	<b><u>MAG'S TOTAL</u></b>	<b>14</b>	<b>1</b>	<b>48</b>
<hr/>				
<b>CW</b>				
	Bank	0	0	0
	Def	7	0	20
	Dism	0	2	16
	Ref. Vacate	0	0	0
	Court Trial	0	0	0
	Other	0	5	11
	<b><u>MAG'S TOTAL</u></b>	<b>7</b>	<b>7</b>	<b>47</b>

**CUYAHOGA COUNTY COURT OF COMMON PLEAS**

DATE: 02/10/2016  
 TIME: 09:09 AM

OFFICE OF THE MAGISTRATES  
 MAGISTRATE'S MONTHLY REF/REIN CASES  
 FROM 01/01/2016 TO 01/31/2016

CMSR418

MAGISTRATE	NEW REFERRALS				REINSTATED			
	Tax Treas.	Tax Cert.	Non-Tax	Total	Tax Treas.	Tax Cert.	Non-Tax	Total
<u>AUGUSTYN/KEVIN/C</u>	2	14	21	37	0	2	3	5
<u>BAKER/GAIL/D</u>	3	19	38	60	0	0	3	3
<u>BUCHA/STEPHEN/M</u>	0	12	10	22	0	0	1	1
<u>DYKE/JOHN/T</u>	9	12	35	56	0	0	1	1
<u>GONZALEZ/TRACEY/</u>	5	21	27	53	0	0	3	3
<u>HIPPLEY/KEVIN/</u>	6	21	20	47	0	0	0	0
<u>JACKSON A/AMY/R</u>	4	24	33	61	0	1	4	5
<u>JACKSON J/JIM/L</u>	4	17	33	54	0	0	2	2
<u>KLEIN/MONICA/</u>	7	23	37	67	0	0	4	4
<u>LUCAS/PAUL/</u>	4	19	43	66	4	1	0	5
<u>OLSZTYN/CHRISTOPHER/E</u>	8	23	41	72	0	2	3	5
<u>VOZAR/THOMAS/J</u>	3	23	37	63	0	1	1	2
<u>WEISS/CAROL/</u>	5	20	36	61	1	1	0	2
<b><u>TOTAL</u></b>	60	248	411	719	5	8	25	38
<b><u>COMBINED TOTAL</u></b>	757							

**CUYAHOGA COUNTY COURT OF COMMON PLEAS**

**OFFICE OF THE MAGISTRATES**

**MAG MONTHLY HEARING TOTALS**

Reporting Period: January 2016

DATE: 02/10/2016  
TIME: 09:09 AM

PAGE: 1  
CMSR3146

Monthly Hearing Total      537

AUGUSTYN  
 Default Hearings            14  
 Tax Hearings                 1  
 Pretrials                      16

TOTAL:                            31

BAKER  
 Default Hearings            30  
 Tax Hearings                 0  
 Pretrials                      9

TOTAL:                            39

BUCHA  
 Default Hearings            8  
 Tax Hearings                 0  
 Pretrials                      24

TOTAL:                            32

DYKE  
 Default Hearings            12  
 Tax Hearings                 0  
 Pretrials                      9

TOTAL:                            21

GONZALEZ  
 Default Hearings            17  
 Tax Hearings                 1  
 Pretrials                      8

TOTAL:                            26

HIPPLEY  
 Default Hearings            25  
 Tax Hearings                 2  
 Pretrials                      9

TOTAL:                            36

JACKSON A  
 Default Hearings            46  
 Tax Hearings                 7  
 Pretrials                      26

TOTAL:                            79

JACKSON J  
 Default Hearings            39  
 Tax Hearings                 0  
 Pretrials                      12

TOTAL:                            51

KLEIN  
 Default Hearings            36  
 Tax Hearings                 3  
 Pretrials                      15

TOTAL:                            54

LUCAS  
 Default Hearings            31  
 Tax Hearings                 6  
 Pretrials                      9



CUYAHOGA COUNTY COURT OF COMMON PLEAS

OFFICE OF THE MAGISTRATES

MAG MONTHLY HEARING TOTALS

Reporting Period: January 2016

DATE: 02/10/2016  
TIME: 09:09 AM

PAGE: 2  
CMSR3146

---

TOTAL:	46
OLSZTYN	
Default Hearings	23
Tax Hearings	4
Pretrials	9
<hr/>	
TOTAL:	36
VOZAR	
Default Hearings	21
Tax Hearings	1
Pretrials	16
<hr/>	
TOTAL:	38
WEISS	
Default Hearings	28
Tax Hearings	7
Pretrials	13
<hr/>	
TOTAL:	48

**CUYAHOGA COUNTY COURT OF COMMON PLEAS**

DATE: 02/10/2016  
 TIME: 9:14 AM

Office of the Magistrates  
 Magistrate's Monthly Case Load  
 MONTH: JANUARY 2016

PAGE: 1  
 CMSR3147

Magistrate Name	Non Tax Total	Tax Cert.	Tax Treas.	Total Tax	Total Cases
AUGUSTYN	126	30	28	58	184
BAKER	252	52	39	91	343
BUCHA	97	34	24	58	155
DYKE	191	41	45	86	277
GONZALEZ	211	55	60	115	326
HIPPLEY	296	75	50	125	421
JACKSON A	244	64	62	126	370
JACKSON J	269	54	50	104	373
KLEIN	241	45	56	101	342
LUCAS	267	81	102	183	450
OLSZTYN	178	46	39	85	263
VOZAR	345	68	47	115	460
WEISS	233	55	61	116	349
<b>Non Tax Total:</b>	<b>2950</b>	<b>Cert.Tax Total: 700</b>	<b>Tax Treas. Total: 663</b>	<b>Total Tax: 1363</b>	<b>Total Cases: 4313</b>

***Report CMSR1062 - Judicial Foreclosure Statistics by Judge***

Report CMSR1062 provides a list of judicial foreclosure case activity for each Judge. The report identifies how many cases were pending at the beginning of the period. The new cases filed and cases that were transferred in or reactivated are added to the number pending at the beginning of the period. It then shows the type and number of terminations for the period. The total terminations are subtracted from the total pending which provides the pending at the end of the period.

**CUYAHOGA COUNTY COURT OF COMMON PLEAS**

DATE: 02/10/2016  
TIME: 09:04 AM

**Foreclosure Statistics by Judge**  
Reporting Period: January 2016

PAGE: 1  
CMSR1062

**Judge**

<b>AMBROSE, DICK</b>							
Pending at Beg of Period			New Cases Filed		Cases Transferred In / Reactivated		Total
	98		25		5		128
Terminations							
	Bankruptcy	Default	RefVacated	Court Trial	Dismiss	Other	Total
	1	5	0	0	13	6	25
	Total Pending at End of Period						103

<b>ASTRAB, MICHAEL</b>							
Pending at Beg of Period			New Cases Filed		Cases Transferred In / Reactivated		Total
	131		29		3		163
Terminations							
	Bankruptcy	Default	RefVacated	Court Trial	Dismiss	Other	Total
	0	4	0	0	6	5	15
	Total Pending at End of Period						148

<b>BARKER, PAMELA A</b>							
Pending at Beg of Period			New Cases Filed		Cases Transferred In / Reactivated		Total
	165		19		4		188
Terminations							
	Bankruptcy	Default	RefVacated	Court Trial	Dismiss	Other	Total
	3	7	0	0	5	11	26
	Total Pending at End of Period						162

<b>BURNSIDE, JANET R</b>							
Pending at Beg of Period			New Cases Filed		Cases Transferred In / Reactivated		Total
	125		25		5		155
Terminations							
	Bankruptcy	Default	RefVacated	Court Trial	Dismiss	Other	Total
	1	6	0	0	6	4	17
	Total Pending at End of Period						138

<b>CALABRESE, DEENA R</b>							
Pending at Beg of Period			New Cases Filed		Cases Transferred In / Reactivated		Total
	127		24		5		156
Terminations							
	Bankruptcy	Default	RefVacated	Court Trial	Dismiss	Other	Total
	1	13	0	0	6	15	35
	Total Pending at End of Period						121

<b>CLANCY, MAUREEN</b>							
Pending at Beg of Period			New Cases Filed		Cases Transferred In / Reactivated		Total
	117		20		9		146
Terminations							
	Bankruptcy	Default	RefVacated	Court Trial	Dismiss	Other	Total
	2	8	0	0	4	7	21
	Total Pending at End of Period						125

<b>COLLIER-WILLIAMS, CASSANDRA</b>							
Pending at Beg of Period			New Cases Filed		Cases Transferred In / Reactivated		Total
	127		25		5		157
Terminations							
	Bankruptcy	Default	RefVacated	Court Trial	Dismiss	Other	Total
	1	7	0	0	6	7	21
	Total Pending at End of Period						136

**CORRIGAN, BRIAN J**

**CUYAHOGA COUNTY COURT OF COMMON PLEAS**

DATE: 02/10/2016  
TIME: 09:04 AM

**Foreclosure Statistics by Judge**  
Reporting Period: January 2016

PAGE: 2  
CMSR1062

**Judge**

Pending at Beg of Period			New Cases Filed		Cases Transferred In / Reactivated		Total
118			19		5		142
Terminations							
Bankruptcy	0	Default	RefVacated	Court Trial	Dismiss	Other	Total
		4	0	0	5	7	16
Total Pending at End of Period							126

**CORRIGAN, PETER J**

Pending at Beg of Period			New Cases Filed		Cases Transferred In / Reactivated		Total
112			21		7		140
Terminations							
Bankruptcy	1	Default	RefVacated	Court Trial	Dismiss	Other	Total
		7	0	1	2	3	14
Total Pending at End of Period							126

**DONNELLY, MICHAEL P**

Pending at Beg of Period			New Cases Filed		Cases Transferred In / Reactivated		Total
149			23		6		178
Terminations							
Bankruptcy	0	Default	RefVacated	Court Trial	Dismiss	Other	Total
		7	0	0	4	10	21
Total Pending at End of Period							157

**FRIEDLAND, CAROLYN B**

Pending at Beg of Period			New Cases Filed		Cases Transferred In / Reactivated		Total
128			21		3		152
Terminations							
Bankruptcy	1	Default	RefVacated	Court Trial	Dismiss	Other	Total
		4	0	0	1	12	18
Total Pending at End of Period							134

**FRIEDMAN, STUART A**

Pending at Beg of Period			New Cases Filed		Cases Transferred In / Reactivated		Total
151			22		2		175
Terminations							
Bankruptcy	0	Default	RefVacated	Court Trial	Dismiss	Other	Total
		3	0	0	1	7	11
Total Pending at End of Period							164

**FUERST, NANCY A**

Pending at Beg of Period			New Cases Filed		Cases Transferred In / Reactivated		Total
159			25		6		190
Terminations							
Bankruptcy	1	Default	RefVacated	Court Trial	Dismiss	Other	Total
		14	0	0	4	3	22
Total Pending at End of Period							168

**GALL, STEVEN E**

Pending at Beg of Period			New Cases Filed		Cases Transferred In / Reactivated		Total
122			25		2		149
Terminations							
Bankruptcy	0	Default	RefVacated	Court Trial	Dismiss	Other	Total
		8	0	0	2	10	20
Total Pending at End of Period							129

GALLAGHER, HOLLIE L

**CUYAHOGA COUNTY COURT OF COMMON PLEAS**

DATE: 02/10/2016  
TIME: 09:04 AM

**Foreclosure Statistics by Judge**  
Reporting Period: January 2016

PAGE: 3  
CMSR1062

**Judge**

Pending at Beg of Period		New Cases Filed		Cases Transferred In / Reactivated		Total
102		22		11		135
Terminations						
Bankruptcy	Default	RefVacated	Court Trial	Dismiss	Other	Total
0	9	0	0	10	10	29
Total Pending at End of Period						106

<b>GALLAGHER, SHANNON M</b>						
Pending at Beg of Period		New Cases Filed		Cases Transferred In / Reactivated		Total
149		21		6		176
Terminations						
Bankruptcy	Default	RefVacated	Court Trial	Dismiss	Other	Total
1	6	0	0	6	1	14
Total Pending at End of Period						162

<b>GAUL, DANIEL</b>						
Pending at Beg of Period		New Cases Filed		Cases Transferred In / Reactivated		Total
155		19		9		183
Terminations						
Bankruptcy	Default	RefVacated	Court Trial	Dismiss	Other	Total
0	9	0	0	6	9	24
Total Pending at End of Period						159

<b>JACKSON, MICHAEL E</b>						
Pending at Beg of Period		New Cases Filed		Cases Transferred In / Reactivated		Total
113		17		8		138
Terminations						
Bankruptcy	Default	RefVacated	Court Trial	Dismiss	Other	Total
0	6	0	0	3	10	19
Total Pending at End of Period						119

<b>MATIA, DAVID T</b>						
Pending at Beg of Period		New Cases Filed		Cases Transferred In / Reactivated		Total
147		19		5		171
Terminations						
Bankruptcy	Default	RefVacated	Court Trial	Dismiss	Other	Total
1	8	0	0	10	9	28
Total Pending at End of Period						143

<b>MCCLELLAND, ROBERT C</b>						
Pending at Beg of Period		New Cases Filed		Cases Transferred In / Reactivated		Total
109		17		5		131
Terminations						
Bankruptcy	Default	RefVacated	Court Trial	Dismiss	Other	Total
0	4	0	0	4	3	11
Total Pending at End of Period						120

<b>MCCORMICK, TIMOTHY</b>						
Pending at Beg of Period		New Cases Filed		Cases Transferred In / Reactivated		Total
93		22		5		120
Terminations						
Bankruptcy	Default	RefVacated	Court Trial	Dismiss	Other	Total
1	4	0	0	2	3	10
Total Pending at End of Period						110

**MCDONNELL, NANCY R**

**CUYAHOGA COUNTY COURT OF COMMON PLEAS**

DATE: 02/10/2016  
TIME: 09:04 AM

**Foreclosure Statistics by Judge**  
Reporting Period: January 2016

PAGE: 4  
CMSR1062

**Judge**

Pending at Beg of Period			New Cases Filed		Cases Transferred In / Reactivated		Total
Terminations	133		17		5		155
	Bankruptcy	Default	RefVacated	Court Trial	Dismiss	Other	Total
	0	11	0	0	8	7	26
	Total Pending at End of Period						129

MCMONAGLE, MATTHEW A

Pending at Beg of Period			New Cases Filed		Cases Transferred In / Reactivated		Total
Terminations	138		18		3		159
	Bankruptcy	Default	RefVacated	Court Trial	Dismiss	Other	Total
	1	12	0	0	1	8	22
	Total Pending at End of Period						137

O'DONNELL, JOHN P

Pending at Beg of Period			New Cases Filed		Cases Transferred In / Reactivated		Total
Terminations	128		19		11		158
	Bankruptcy	Default	RefVacated	Court Trial	Dismiss	Other	Total
	0	12	0	0	7	4	23
	Total Pending at End of Period						135

RUSSO, JOHN J

Pending at Beg of Period			New Cases Filed		Cases Transferred In / Reactivated		Total
Terminations	51		9		3		63
	Bankruptcy	Default	RefVacated	Court Trial	Dismiss	Other	Total
	0	2	0	0	3	3	8
	Total Pending at End of Period						55

RUSSO, JOSEPH D

Pending at Beg of Period			New Cases Filed		Cases Transferred In / Reactivated		Total
Terminations	122		17		10		149
	Bankruptcy	Default	RefVacated	Court Trial	Dismiss	Other	Total
	0	7	0	0	10	3	20
	Total Pending at End of Period						129

RUSSO, MICHAEL J

Pending at Beg of Period			New Cases Filed		Cases Transferred In / Reactivated		Total
Terminations	148		20		4		172
	Bankruptcy	Default	RefVacated	Court Trial	Dismiss	Other	Total
	1	12	0	0	4	7	24
	Total Pending at End of Period						148

RUSSO, NANCY MARGARET

Pending at Beg of Period			New Cases Filed		Cases Transferred In / Reactivated		Total
Terminations	94		21		1		116
	Bankruptcy	Default	RefVacated	Court Trial	Dismiss	Other	Total
	1	10	0	0	6	6	23
	Total Pending at End of Period						93

SAFFOLD, SHIRLEY STRICKLAND

**CUYAHOGA COUNTY COURT OF COMMON PLEAS**

DATE: 02/10/2016  
TIME: 09:04 AM

**Foreclosure Statistics by Judge**  
Reporting Period: January 2016

PAGE: 5  
CMSR1062

**Judge**

Pending at Beg of Period		New Cases Filed		Cases Transferred In / Reactivated			Total
117		21		6			144
Terminations	Bankruptcy	Default	RefVacated	Court Trial	Dismiss	Other	Total
	1	1	0	0	6	8	16
Total Pending at End of Period							128
<hr/>							
SHEEHAN, BRENDAN J		New Cases Filed		Cases Transferred In / Reactivated			Total
Pending at Beg of Period		24		3			152
125							
Terminations	Bankruptcy	Default	RefVacated	Court Trial	Dismiss	Other	Total
	0	2	0	0	4	12	18
Total Pending at End of Period							134
<hr/>							
SUTULA, JOHN D		New Cases Filed		Cases Transferred In / Reactivated			Total
Pending at Beg of Period		21		3			172
148							
Terminations	Bankruptcy	Default	RefVacated	Court Trial	Dismiss	Other	Total
	0	4	0	0	2	6	12
Total Pending at End of Period							160
<hr/>							
SUTULA, KATHLEEN ANN		New Cases Filed		Cases Transferred In / Reactivated			Total
Pending at Beg of Period		21		7			126
98							
Terminations	Bankruptcy	Default	RefVacated	Court Trial	Dismiss	Other	Total
	0	9	0	0	3	9	21
Total Pending at End of Period							105
<hr/>							
SYNENBERG, JOAN		New Cases Filed		Cases Transferred In / Reactivated			Total
Pending at Beg of Period		13		6			132
113							
Terminations	Bankruptcy	Default	RefVacated	Court Trial	Dismiss	Other	Total
	2	5	0	0	8	12	27
Total Pending at End of Period							105
<hr/>							
VILLANUEVA, JOSE A		New Cases Filed		Cases Transferred In / Reactivated			Total
Pending at Beg of Period		17		4			157
136							
Terminations	Bankruptcy	Default	RefVacated	Court Trial	Dismiss	Other	Total
	2	5	0	0	5	8	20
Total Pending at End of Period							137



# *Monthly Summary*

# MONTHLY SUMMARY

## January 2016

NAME	PEND	ASSIGNED			TRIALS						DISP	PENDING				+
		CV	CR	TOT	JURY			COURT				CV	FR	CR	TOT	
Dick Ambrose	435	56	27	83	0	0	0	0	0	0	81	234	101	102	437	-2
Michael K. Astrab	485	53	23	76	0	0	0	0	0	0	100	197	148	116	461	+24
Pamela A. Barker	426	56	27	83	0	0	0	0	1	1	93	193	161	62	416	+10
Janet R. Burnside	436	56	32	88	0	0	0	1	0	1	79	216	138	91	445	-9
Deena R. Calabrese	453	56	33	89	0	3	3	0	0	0	108	212	121	101	434	+19
Maureen Clancy	374	63	25	88	0	1	1	0	0	0	76	187	125	74	386	-12
Cassandra Collier-Willia	456	60	29	89	0	0	0	0	0	0	89	195	136	125	456	0
Brian J. Corrigan	483	56	27	83	0	0	0	0	0	0	64	268	125	109	502	-19
Peter J. Corrigan	466	57	30	87	1	0	1	0	0	0	63	218	126	146	490	-24
Michael P. Donnelly	426	61	27	88	0	0	0	0	0	0	72	195	157	90	442	-16
Carolyn B. Friedland	483	52	38	90	0	0	0	0	0	0	75	226	134	138	498	-15
Stuart A. Friedman	450	53	25	78	0	0	0	0	0	0	75	179	164	110	453	-3
Nancy A. Fuerst	432	54	35	89	0	1	1	0	0	0	81	192	168	80	440	-8
Steven E. Gall	429	56	27	83	0	0	0	0	0	0	100	195	129	88	412	+17
Hollie L. Gallagher	374	61	31	92	0	1	1	0	0	0	85	201	105	75	381	-7
Shannon M. Gallagher	427	60	25	85	0	0	0	0	0	0	73	214	160	65	439	-12
Daniel Gaul	513	60	34	94	0	0	0	0	0	0	78	228	159	142	529	-16
Michael E Jackson	517	59	37	96	0	1	1	0	0	0	86	238	119	170	527	-10
David T. Matia	439	55	31	86	0	0	0	0	0	0	111	188	143	83	414	+25
Robert C. McClelland	511	57	26	83	0	0	0	1	1	2	88	261	119	126	506	+5
Timothy McCormick	361	56	25	81	0	1	1	0	0	0	70	197	109	66	372	-11
Nancy R. McDonnell	393	57	35	92	0	0	0	0	1	1	84	193	128	80	401	-8
Matthew A McMonagle	391	51	24	75	0	0	0	0	0	0	73	150	134	109	393	-2
John P. O'Donnell	438	61	23	84	2	0	2	0	0	0	94	222	134	72	428	+10
John J. Russo	177	30	15	45	0	0	0	0	0	0	31	110	55	26	191	-14
Joseph D. Russo	461	61	21	82	0	0	0	0	1	1	74	210	128	131	469	-8
Michael J. Russo	404	55	25	80	0	0	0	0	0	0	78	187	147	72	406	-2
Nancy Margaret Russo	238	52	23	75	1	0	1	0	0	0	77	96	93	47	236	+2
Shirley Strickland Saffold	415	61	33	94	0	0	0	0	0	0	73	191	128	117	436	-21
Brendan J. Sheehan	361	55	20	75	0	0	0	0	0	0	61	160	134	81	375	-14
John D. Sutula	575	52	24	76	0	0	0	0	0	0	46	298	159	148	605	-30
Kathleen Ann Sutula	372	60	23	83	0	0	0	0	0	0	83	178	105	89	372	0
Joan Synenberg	416	57	27	84	0	0	0	0	0	0	104	204	105	87	396	+20
José A. Villanueva	486	56	44	100	1	2	3	0	1	1	71	244	137	134	515	-29
<b>TOTALS</b>	14503	1905	951	2856	5	10	15	2	5	7	2696	6877	4434	3352	14663	-160

*Year to Date Summary*

# SUMMARY FOR THE COURT

## January - January 2016

NAME	PEND	ASSIGNED			TRIALS						DISP	PENDING				+	-
		CV	CR	TOT	JURY			COURT				CV	FR	CR	TOT		
					CV	CR	TOT	CV	CR	TOT		CV	FR	CR	TOT		
Dick Ambrose	435	56	27	83	0	0	0	0	0	0	81	234	101	102	437	-	2
Michael K. Astrab	485	53	23	76	0	0	0	0	0	0	100	197	148	116	461	+	24
Pamela A. Barker	426	56	27	83	0	0	0	0	1	1	93	193	161	62	416	+	10
Janet R. Burnside	436	56	32	88	0	0	0	1	0	1	79	216	138	91	445	-	9
Deena R. Calabrese	453	56	33	89	0	3	3	0	0	0	108	212	121	101	434	+	19
Maureen Clancy	374	63	25	88	0	1	1	0	0	0	76	187	125	74	386	-	12
Cassandra Collier-Willia	456	60	29	89	0	0	0	0	0	0	89	195	136	125	456		0
Brian J. Corrigan	483	56	27	83	0	0	0	0	0	0	64	268	125	109	502	-	19
Peter J. Corrigan	466	57	30	87	1	0	1	0	0	0	63	218	126	146	490	-	24
Michael P. Donnelly	426	61	27	88	0	0	0	0	0	0	72	195	157	90	442	-	16
Carolyn B. Friedland	483	52	38	90	0	0	0	0	0	0	75	226	134	138	498	-	15
Stuart A. Friedman	450	53	25	78	0	0	0	0	0	0	75	179	164	110	453	-	3
Nancy A. Fuerst	432	54	35	89	0	1	1	0	0	0	81	192	168	80	440	-	8
Steven E. Gall	429	56	27	83	0	0	0	0	0	0	100	195	129	88	412	+	17
Hollie L. Gallagher	374	61	31	92	0	1	1	0	0	0	85	201	105	75	381	-	7
Shannon M. Gallagher	427	60	25	85	0	0	0	0	0	0	73	214	160	65	439	-	12
Daniel Gaul	513	60	34	94	0	0	0	0	0	0	78	228	159	142	529	-	16
Michael E Jackson	517	59	37	96	0	1	1	0	0	0	86	238	119	170	527	-	10
David T. Matia	439	55	31	86	0	0	0	0	0	0	111	188	143	83	414	+	25
Robert C. McClelland	511	57	26	83	0	0	0	1	1	2	88	261	119	126	506	+	5
Timothy McCormick	361	56	25	81	0	1	1	0	0	0	70	197	109	66	372	-	11
Nancy R. McDonnell	393	57	35	92	0	0	0	0	1	1	84	193	128	80	401	-	8
Matthew A McMonagle	391	51	24	75	0	0	0	0	0	0	73	150	134	109	393	-	2
John P. O'Donnell	438	61	23	84	2	0	2	0	0	0	94	222	134	72	428	+	10
John J. Russo	177	30	15	45	0	0	0	0	0	0	31	110	55	26	191	-	14
Joseph D. Russo	461	61	21	82	0	0	0	0	1	1	74	210	128	131	469	-	8
Michael J. Russo	404	55	25	80	0	0	0	0	0	0	78	187	147	72	406	-	2
Nancy Margaret Russo	238	52	23	75	1	0	1	0	0	0	77	96	93	47	236	+	2
Shirley Strickland Saffold	415	61	33	94	0	0	0	0	0	0	73	191	128	117	436	-	21
Brendan J. Sheehan	361	55	20	75	0	0	0	0	0	0	61	160	134	81	375	-	14
John D. Sutula	575	52	24	76	0	0	0	0	0	0	46	298	159	148	605	-	30
Kathleen Ann Sutula	372	60	23	83	0	0	0	0	0	0	83	178	105	89	372		0
Joan Synenberg	416	57	27	84	0	0	0	0	0	0	104	204	105	87	396	+	20
José A. Villanueva	486	56	44	100	1	2	3	0	1	1	71	244	137	134	515	-	29
<b>TOTALS</b>	14503	1905	951	2856	5	10	15	2	5	7	2696	6877	4434	3352	14663	-	160

*Corrections/Adjustments*