



***Statistics Report
December 2015***

***John J. Russo
Administrative and Presiding Judge***

TABLE OF CONTENTS

Criminal Statistics

Newly Filed, Re-Activated and Transferred in Cases _____ 4

Yearly Criminal Terminations _____ 5

Pending Criminal Cases End of Period _____ 6

Clearance Rate _____ 7

Arrest to Disposition Timeline _____ 8

Average Arrest to Disposition Timeline (Jail Cases) _____ 9

Average Arrest to Disposition Timeline (Non-Jail Cases) _____ 10

Average Arrest to Disposition Timeline (Jail and Non-Jail Cases) _____ 11

Yearly Average Arrest to Disposition Timeline _____ 12

Indictments and Informations Filed With the Clerk of Courts _____ 13

Bail Case Arraignment Activity _____ 14

Overall Arraignment Statistics _____ 15

Foreclosure Statistics

Total Pending Judicial Foreclosure Cases Referred to Magistrates _____ 17

Total Pending Tax Lien & Certificate Cases Referred to Magistrates _____ 18

Percentage of Pending Judicial Foreclosure Cases By Filing Year _____ 19

Judicial Foreclosure Clearance Rate Year 2015 _____ 20

Avg. Number of Days to Disp. (Excl. Bank. Stays & Tax Lien & Tax Cert.) _____ 21

Avg. Number of Days to Disp. (Excl. Bank. Stays & Incl. Tax Lien & Tax Cert.) _____ 22

Total New Judicial Foreclosure Filings _____ 23

New Marsh of Lien/Quiet Title/Partition Case Filings for Years 2005 – 2015 YTD _____ 24

New Marsh of Lien/Quiet Title/Partition Case Filings by month for 2015 YTD _____ 24

New Tax Lien & Certificate Filings for Years 2005 – 2015 YTD _____ 25

New Tax Lien & Certificate Filings by Month for Year 2015 YTD _____ 25

Total New Judicial Foreclosure Filings Years 2005 – 2015 YTD _____ 26

Total New Judicial Foreclosure Filings by Month for Year 2015 YTD _____ 26

Magistrate's Monthly Reports _____ 27

Report CMSR1062 - Judicial Foreclosure Statistics by Judge _____ 35

Monthly Summary _____ 41

Year to Date Summary _____ 43

Corrections/Adjustments _____ 45

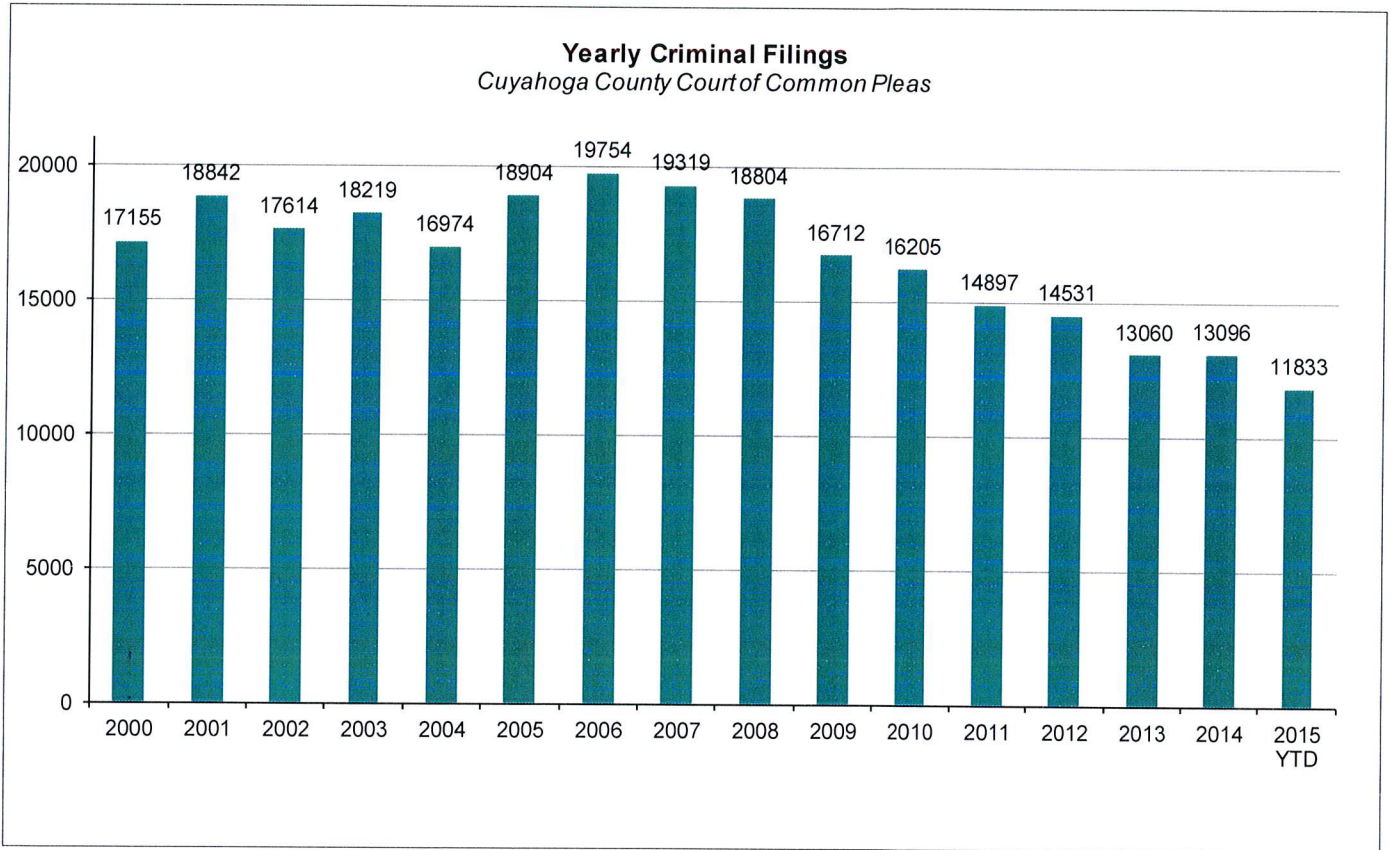
Criminal Case Statistics



CUYAHOGA COUNTY COMMON PLEAS COURT

Newly Filed, Re-Activated and Transferred in Cases

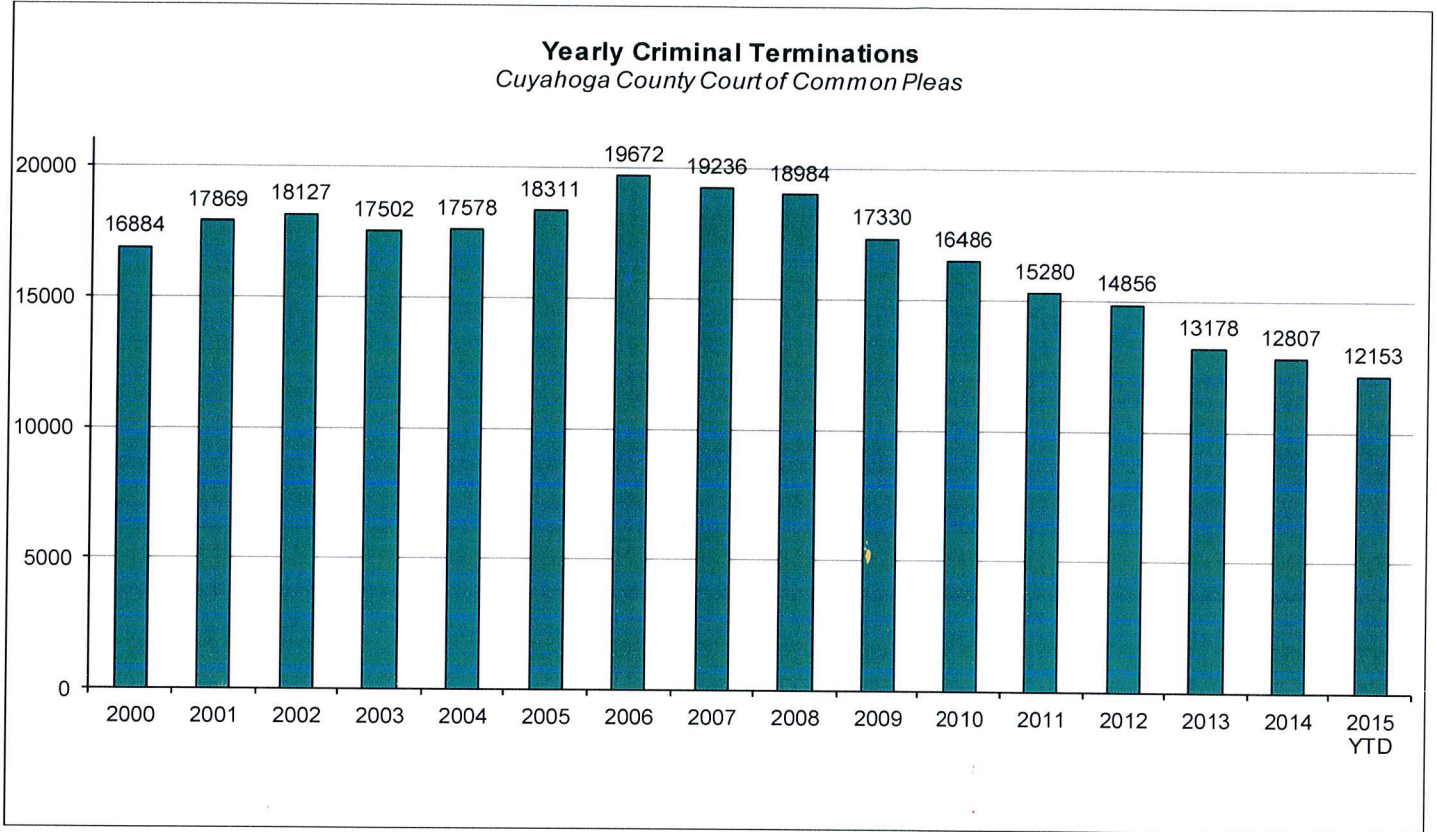
The following chart is a representation of all filed cases in Cuyahoga County Court of Common Pleas from 2000 – December 2015. Newly filed cases are defined as having been arraigned and assigned to a Judge. Re-activated cases are defined as cases where a defendant was unavailable for trial and has now become ready to proceed. Transferred cases are defined as cases moved from one judge's docket to another. This could be due to re-assignment to a Mental Health Judge or after additional information indicates that by Court rule, the case should have been assigned to another Judge.



CUYAHOGA COUNTY COMMON PLEAS COURT

Yearly Criminal Terminations

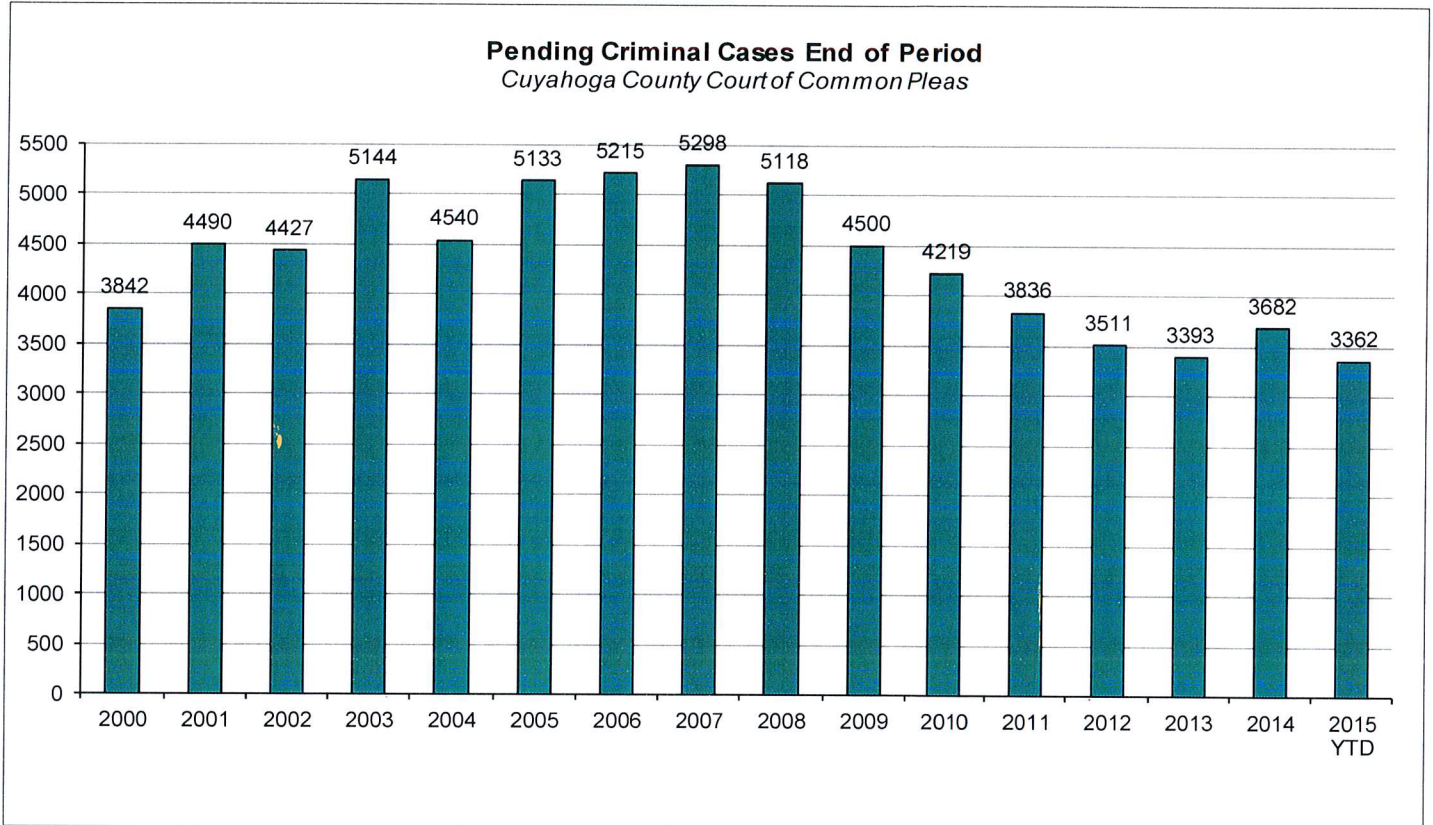
The following chart represents cases that have been terminated by the court from 2000 – December 2015. These cases have been terminated either by trial; plea, dismissal or a defendant is unavailable for trial or sentencing.



CUYAHOGA COUNTY COMMON PLEAS COURT

Pending Criminal Cases End of Period

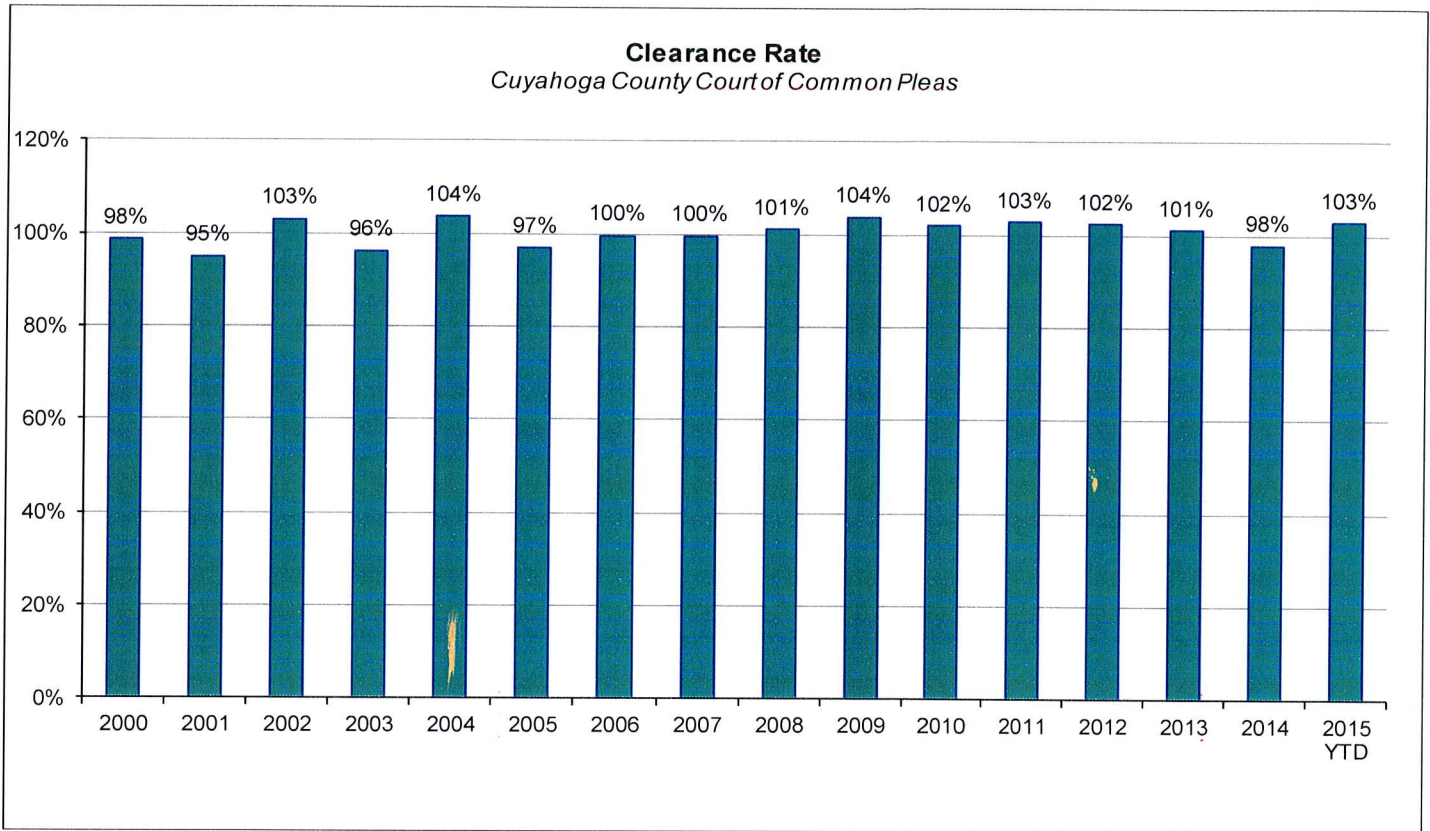
The following chart represents the total number of cases pending at the end of the reporting period from 2000 – December 2015. Pending criminal cases at the end of the period is determined by adding the total number of pending cases at the beginning of the reporting period, and all newly filed, re-activated and transferred in cases. The total number of cases terminated in the period is subtracted from the sum total pending at the beginning of the period to give the value pending at the end of the period.



CUYAHOGA COUNTY COMMON PLEAS COURT

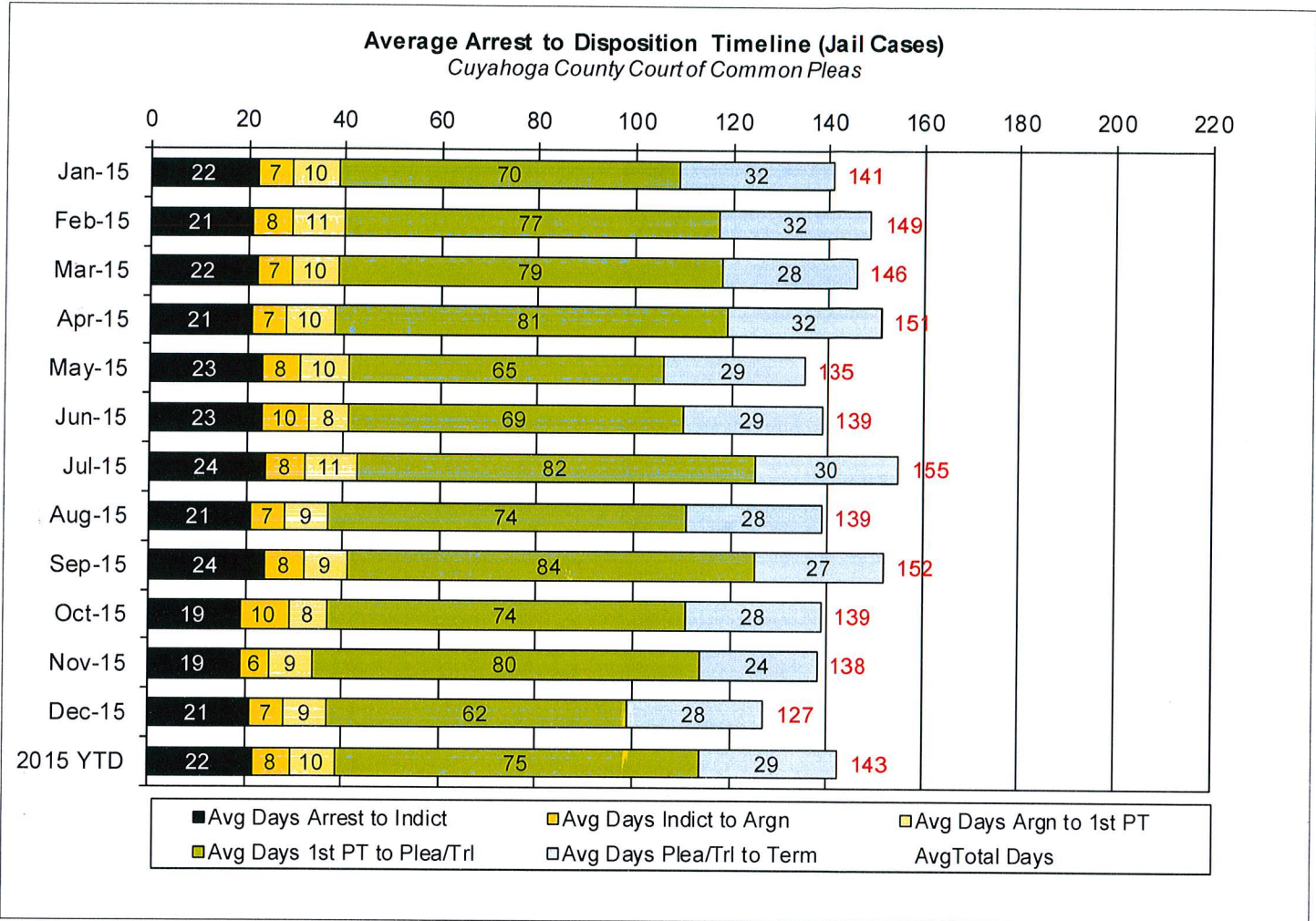
Clearance Rate

The Clearance Rate is the total number of outgoing cases as a percentage of the number of incoming cases. Clearance rate measures whether the court is keeping up with its incoming caseload. If cases are not disposed in a timely manner, a backlog of cases awaiting disposition will grow. A Clearance Rate of 100% indicates that at least as many cases have been filed, reopened, or reactivated in a period have been disposed.



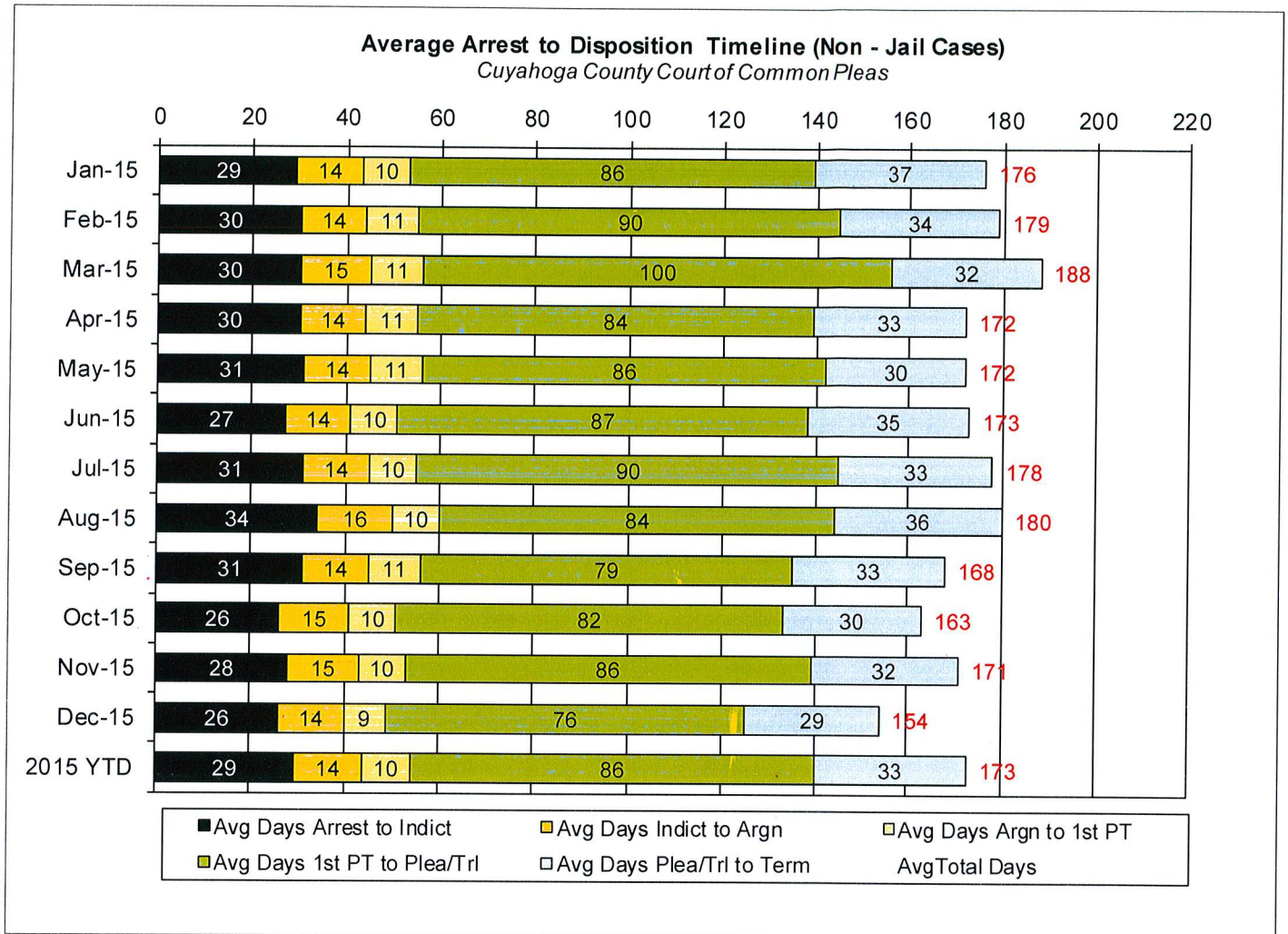
CUYAHOGA COUNTY COMMON PLEAS COURT

Average Arrest to Disposition Timeline (Jail Cases)



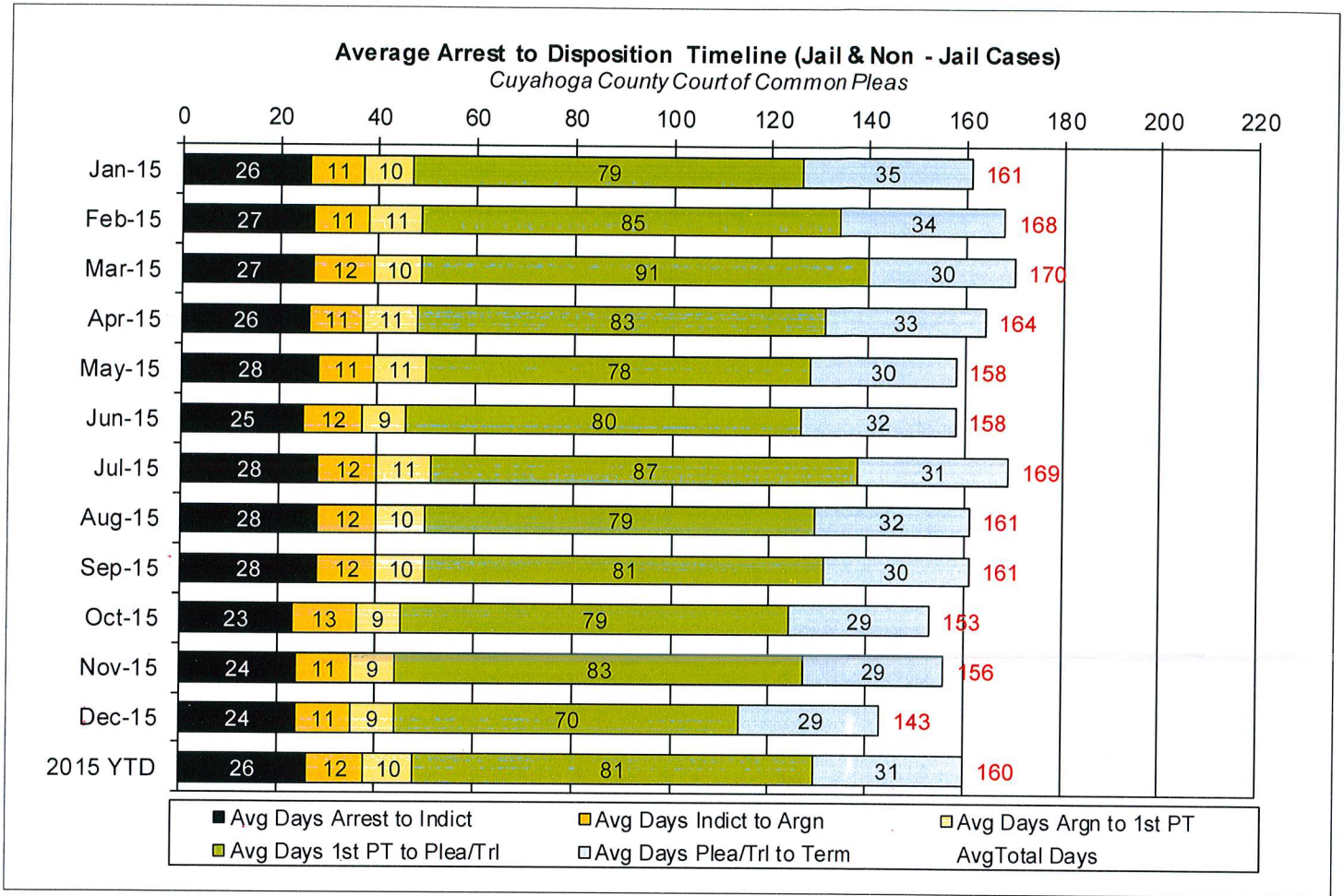
CUYAHOGA COUNTY COMMON PLEAS COURT

Average Arrest to Disposition Timeline (Non-Jail Cases)



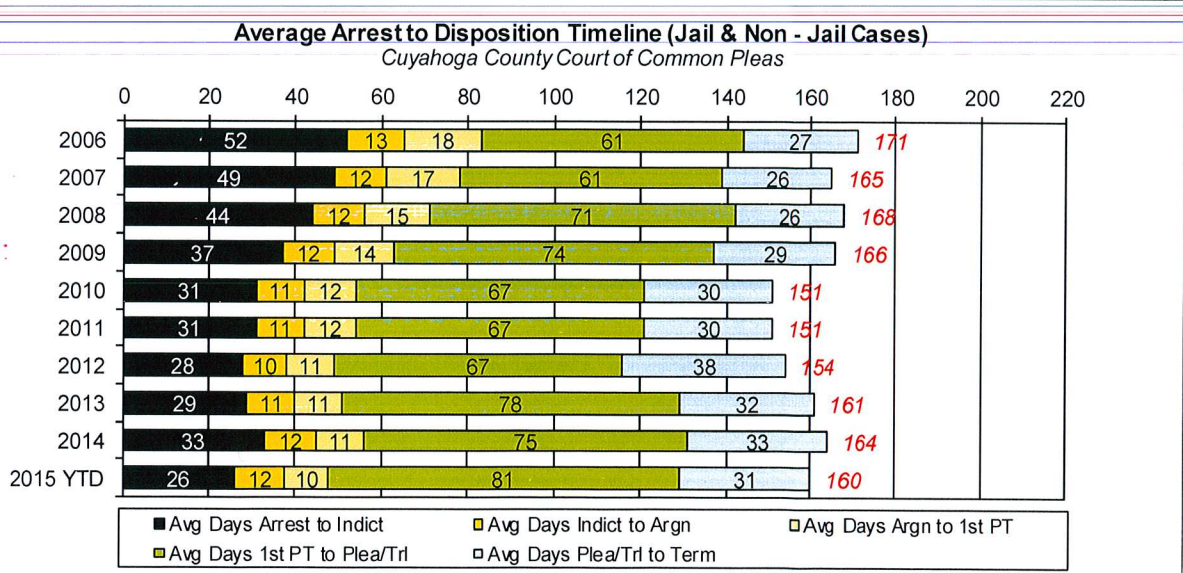
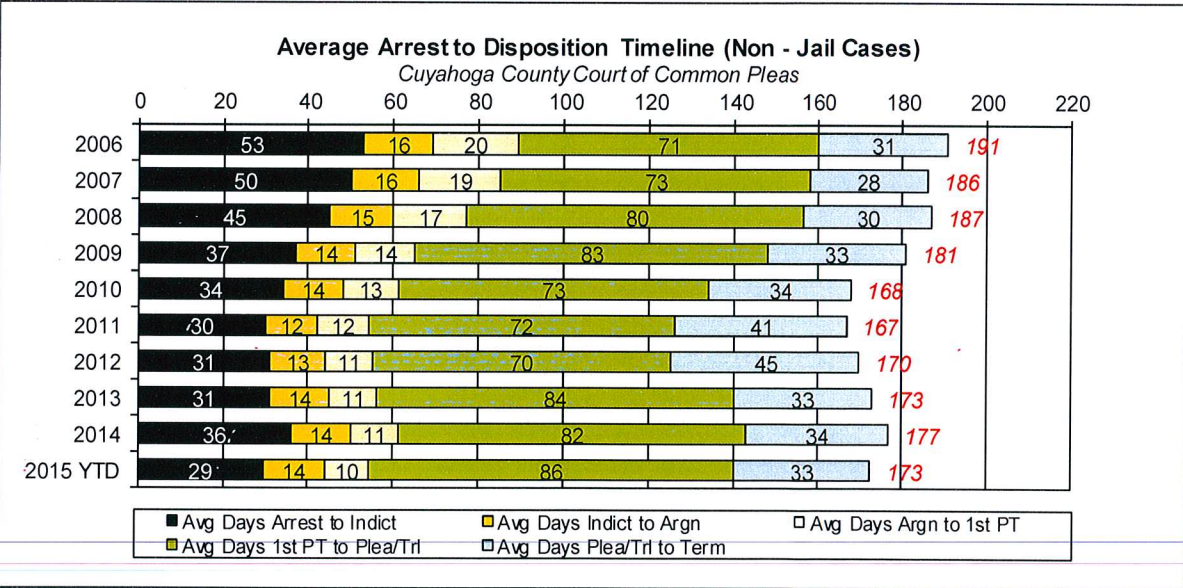
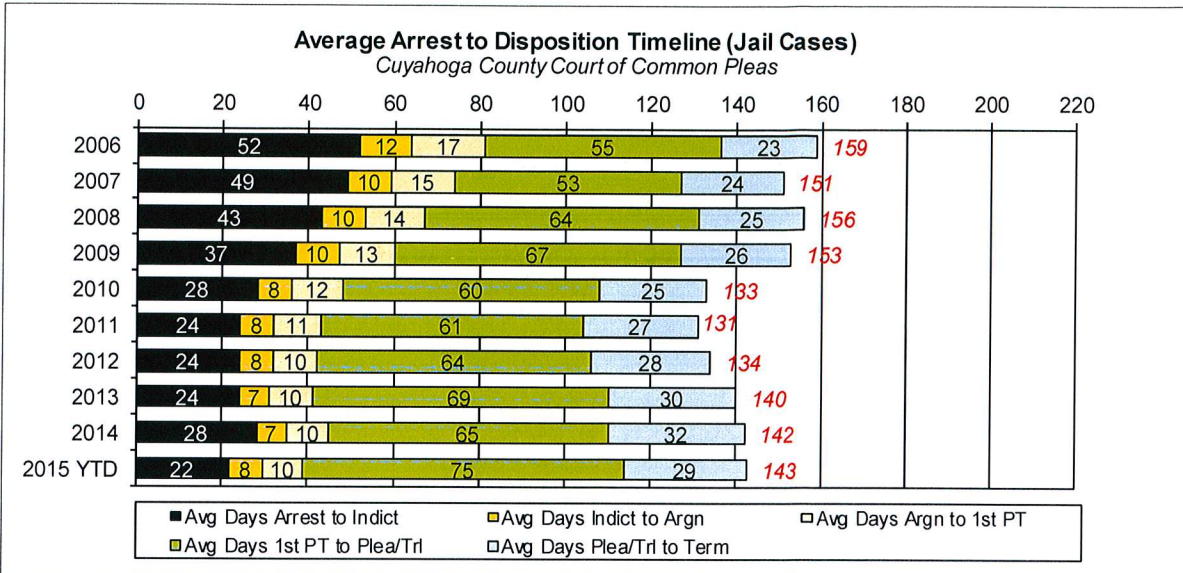
CUYAHOGA COUNTY COMMON PLEAS COURT

Average Arrest to Disposition Timeline (Jail and Non-Jail Cases)



CUYAHOGA COUNTY COMMON PLEAS COURT

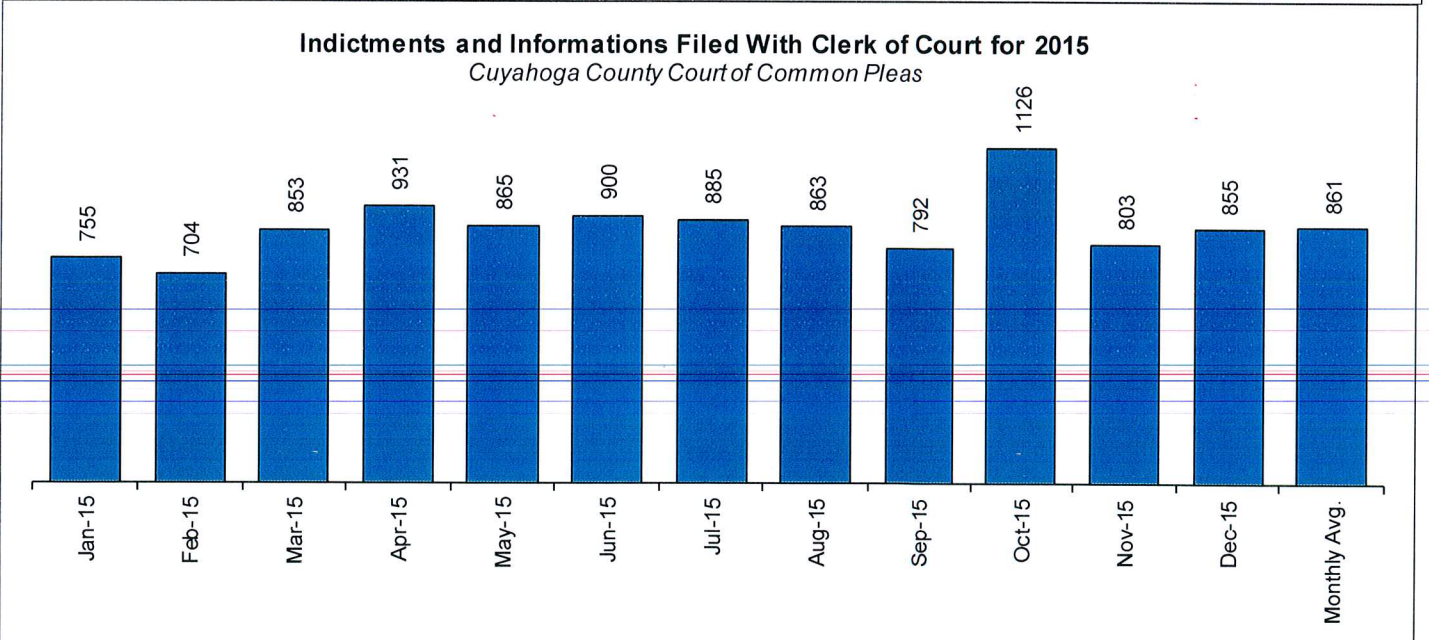
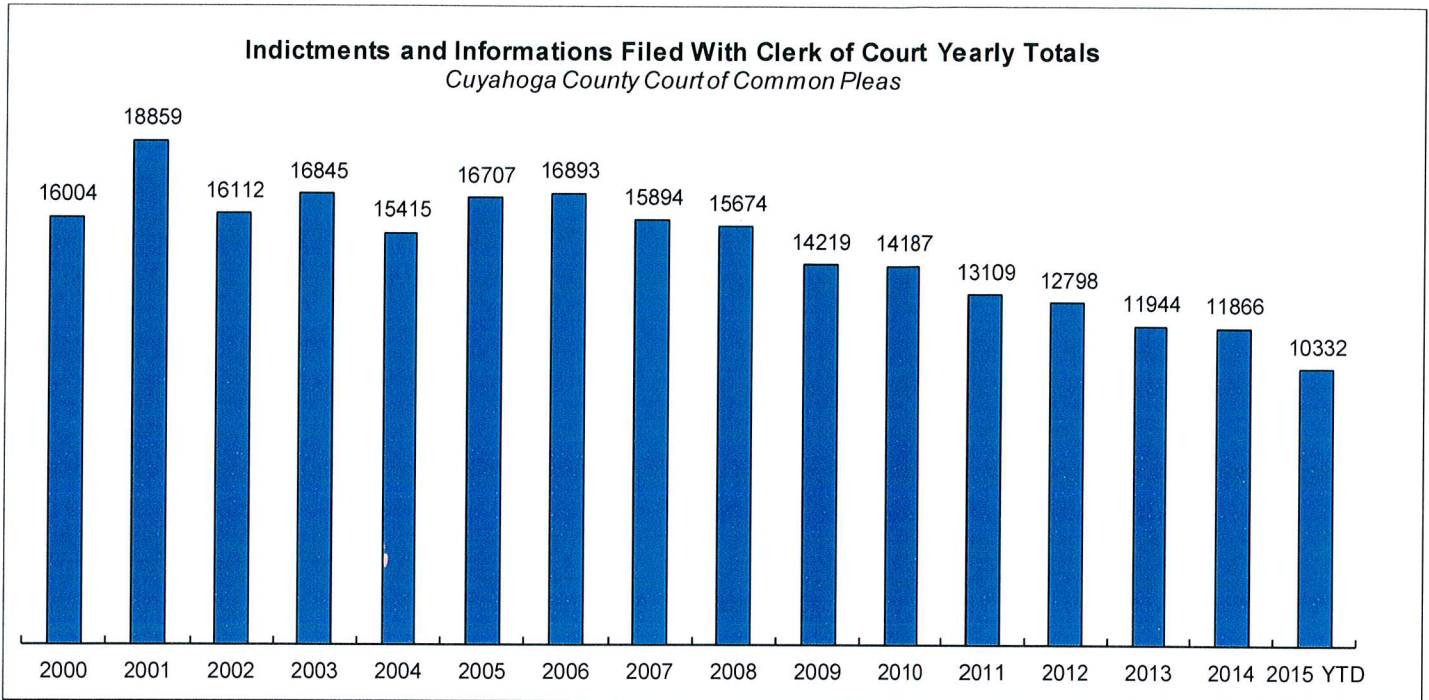
Yearly Average Arrest to Disposition Timeline



CUYAHOGA COUNTY COMMON PLEAS COURT

Indictments and Informations Filed With the Clerk of Courts

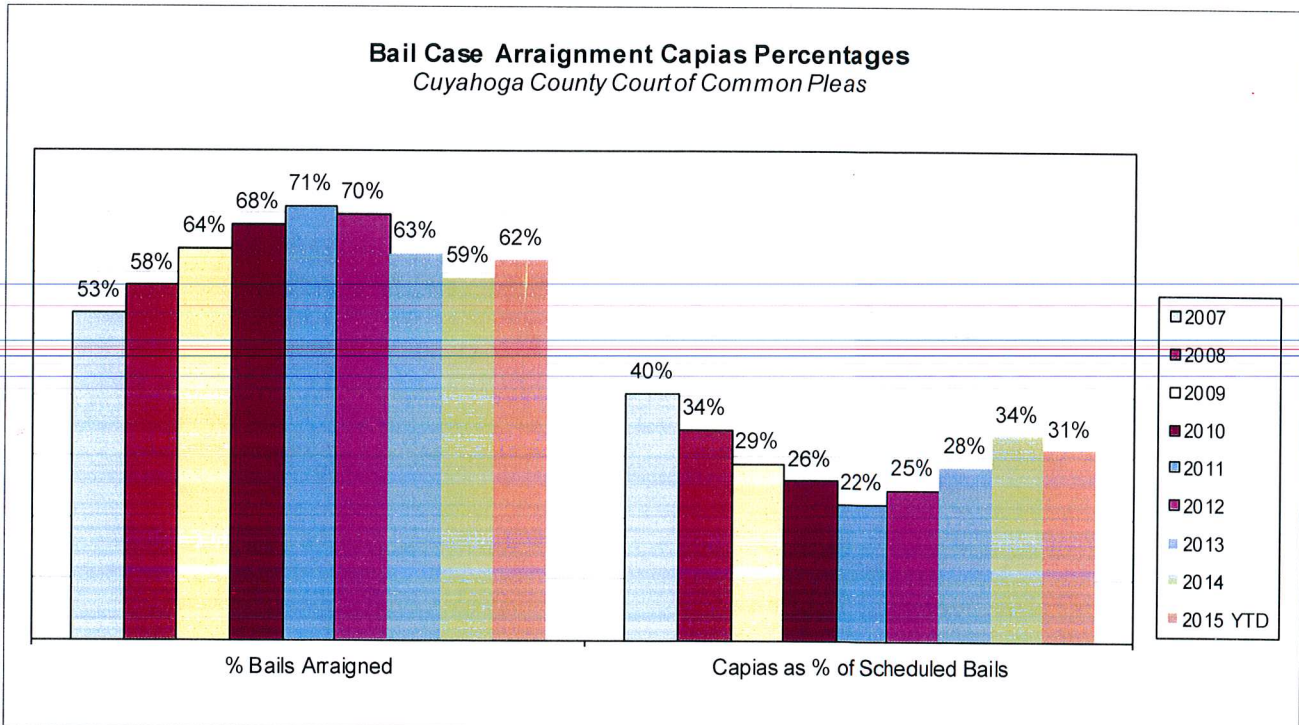
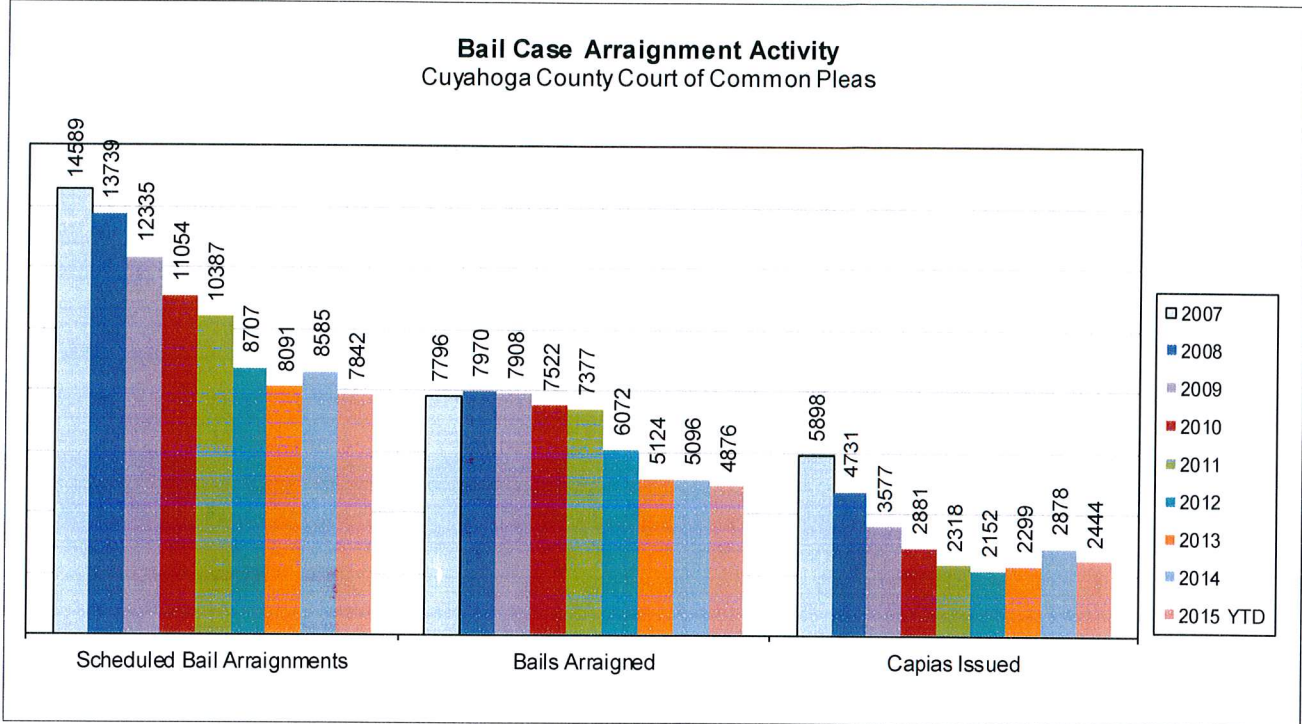
The following charts are reflective of Indictments and Informations filed with the Criminal Clerk of Courts from 2000. The source for this information was the Criminal Clerk's Office.



CUYAHOGA COUNTY COMMON PLEAS COURT

Bail Case Arraignment Activity

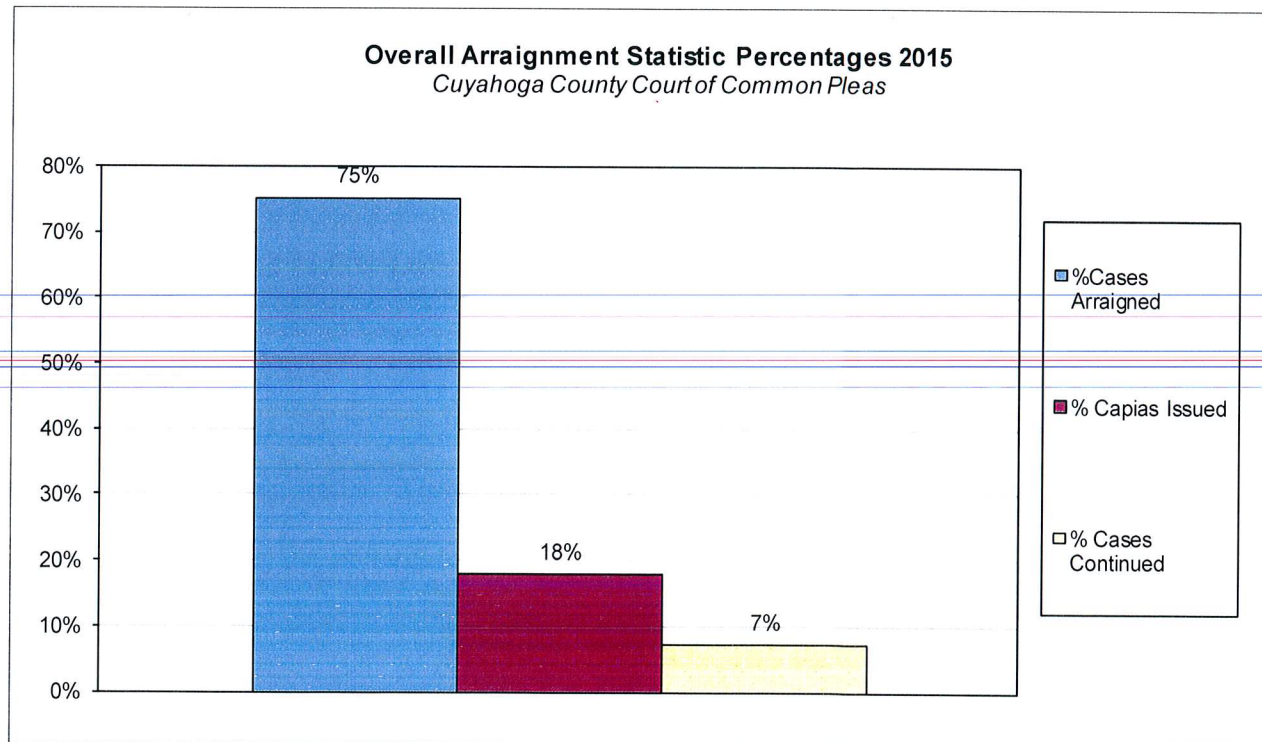
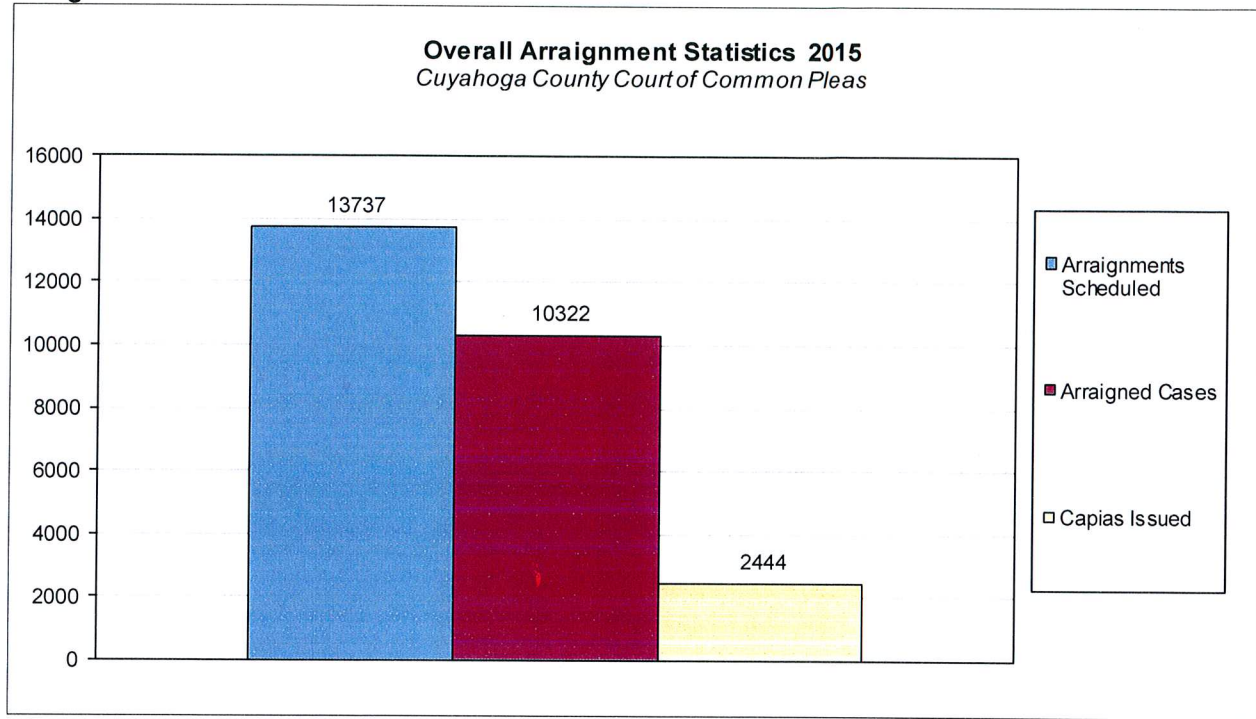
The following charts are reflective of arraignment activity where the defendant was not incarcerated at the time of arraignment. The source for this information was the Criminal Records Department.



CUYAHOGA COUNTY COMMON PLEAS COURT

Overall Arraignment Statistics

The arraignment statistics were provided by the Criminal Records Department. They are provided to give a representation of arraignment activity in the Court in 2015. These statistics include jail and non – jail arraignments.



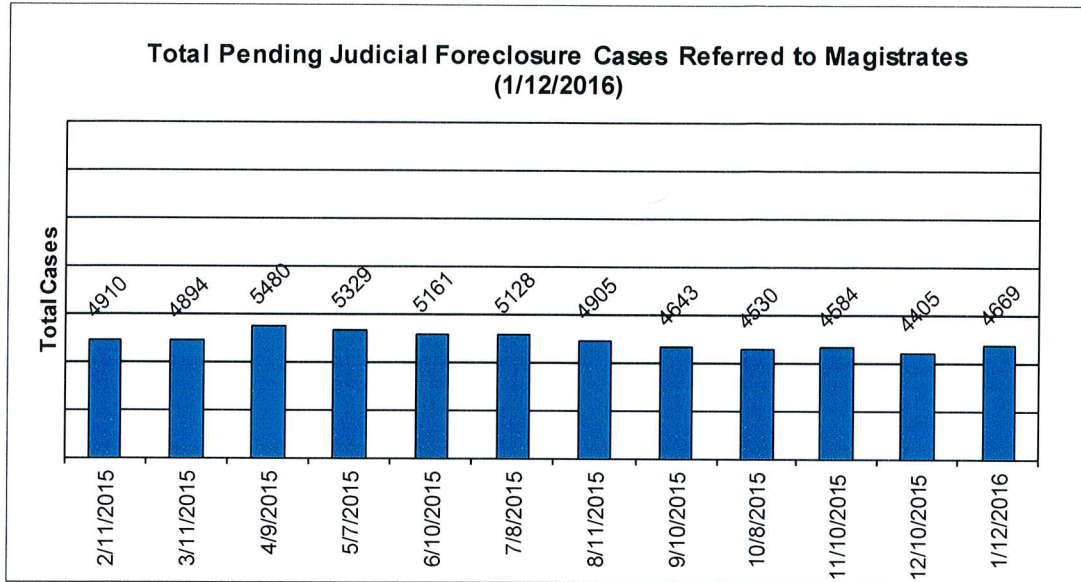
Judicial Foreclosure Statistics¹

¹ For clarification purposes, Foreclosure cases in this report are identified as Judicial Foreclosure filings (filing codes 1460 (Foreclosure Marsh. Of Lien), 1465(Tax Lien), 1466 (Tax Certificate), 1470 (Quiet Title), and 1480 (Partition)). These cases are different from Board of Revision Foreclosures, which are not reported here.

CUYAHOGA COUNTY COMMON PLEAS COURT

Total Pending Judicial Foreclosure Cases Referred to Magistrates

The following chart is a display of the total number of pending Judicial Foreclosure cases referred to the Magistrates on specific dates. The table below shows the number of these cases pending from each year since 2000.

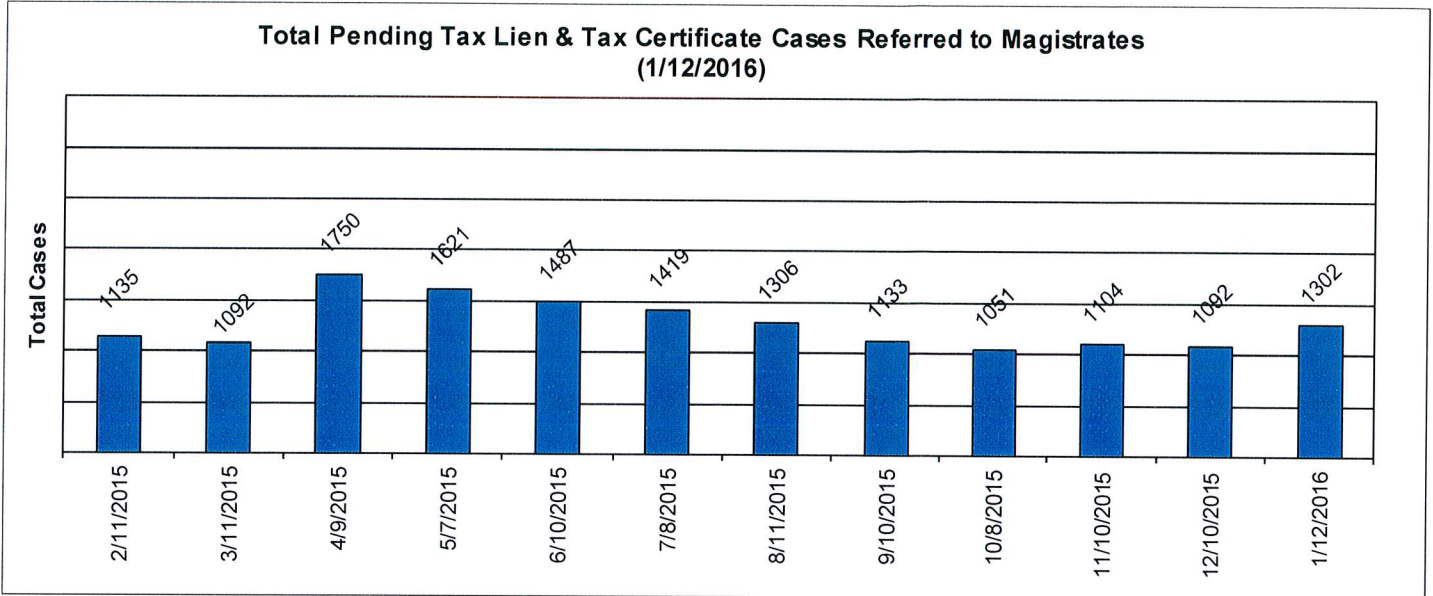


	As of:	2/11/2015	3/11/2015	4/9/2015	5/7/2015	6/10/2015	7/8/2015	8/11/2015	9/10/2015	10/8/2015	11/10/2015	12/10/2015	1/12/2016
Year													
2000		0	0	0	0	0	0	0	0	0	0	0	0
2001		0	0	0	0	0	0	0	0	0	0	0	0
2002		1	1	0	0	0	0	0	0	0	0	0	0
2003		0	0	0	0	0	0	0	0	0	0	0	0
2004		0	0	0	0	0	0	0	0	0	0	0	0
2005		0	0	0	0	0	0	0	0	0	0	0	0
2006		1	1	0	0	0	0	0	0	0	0	0	0
2007		2	2	1	1	1	1	1	0	0	0	0	0
2008		0	1	0	0	0	0	0	0	0	0	0	0
2009		6	6	2	2	1	1	1	0	0	0	1	1
2010		3	2	2	2	2	2	2	1	0	0	0	0
2011		19	19	17	17	16	14	11	2	1	1	0	0
2012		35	34	26	23	21	19	19	12	9	9	8	7
2013		170	135	115	101	88	75	63	49	38	34	25	21
2014		827	764	665	557	432	363	287	223	188	163	139	115
2015		71	127	922	918	926	944	922	846	815	897	919	1032
2016													126
Total		1135	1092	1750	1621	1487	1419	1306	1133	1051	1104	1092	1302

CUYAHOGA COUNTY COMMON PLEAS COURT

Total Pending Tax Lien & Certificate Cases Referred to Magistrates

The following chart is a display of the number of pending tax Judicial Foreclosure cases referred to the Magistrates on specific dates. The table below shows the number of pending tax Judicial Foreclosure cases in each year since 2000.




	As of:	2/11/2015	3/11/2015	4/9/2015	5/7/2015	6/10/2015	7/8/2015	8/11/2015	9/10/2015	10/8/2015	11/10/2015	12/10/2015	1/12/2016
Year													
2000		0	0	0	0	0	0	0	0	0	0	0	0
2001		0	0	0	0	0	0	0	0	0	0	0	0
2002		1	1	0	0	0	0	0	0	0	0	0	0
2003		0	0	0	0	0	0	0	0	0	0	0	0
2004		0	0	0	0	0	0	0	0	0	0	0	0
2005		0	0	0	0	0	0	0	0	0	0	0	0
2006		1	1	0	0	0	0	0	0	0	0	0	0
2007		2	2	1	1	1	1	1	0	0	0	0	0
2008		0	1	0	0	0	0	0	0	0	0	0	0
2009		6	6	2	2	1	1	1	0	0	0	1	1
2010		3	2	2	2	2	2	2	1	0	0	0	0
2011		19	19	17	17	16	14	11	2	1	1	0	0
2012		35	34	26	23	21	19	19	12	9	9	8	7
2013		170	135	115	101	88	75	63	49	38	34	25	21
2014		827	764	665	557	432	363	287	223	188	163	139	115
2015		71	127	922	918	926	944	922	846	815	897	919	1032
2016													126
Total		1135	1092	1750	1621	1487	1419	1306	1133	1051	1104	1092	1302

CUYAHOGA COUNTY COMMON PLEAS COURT

Percentage of Pending Judicial Foreclosure Cases By Filing Year

The following chart is a representation of the total number of pending Judicial Foreclosure cases by filing year expressed as a percentage on a specific date. The table below is the supporting data for this chart.

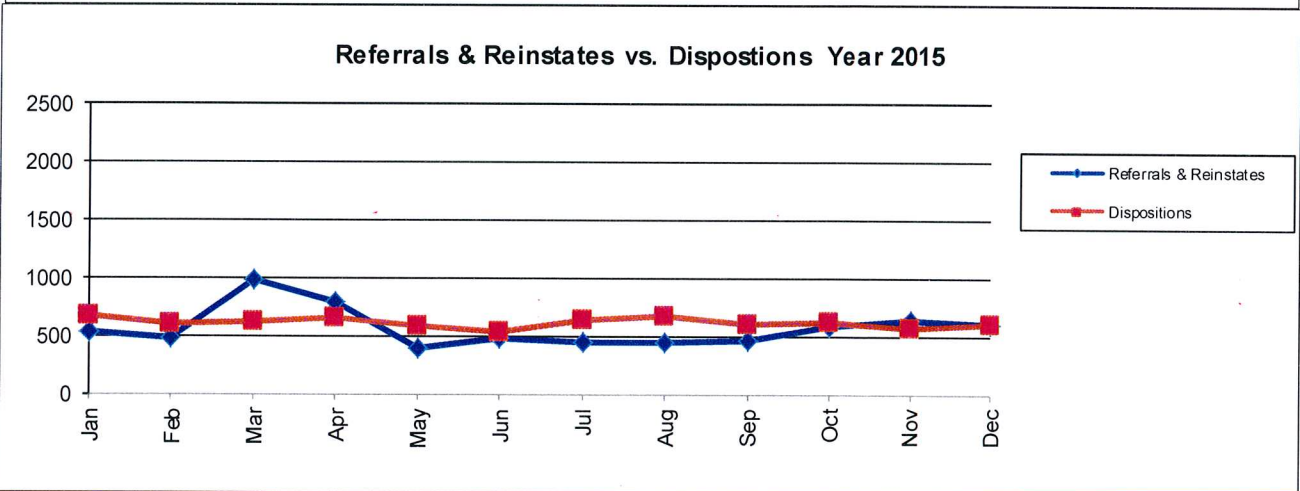
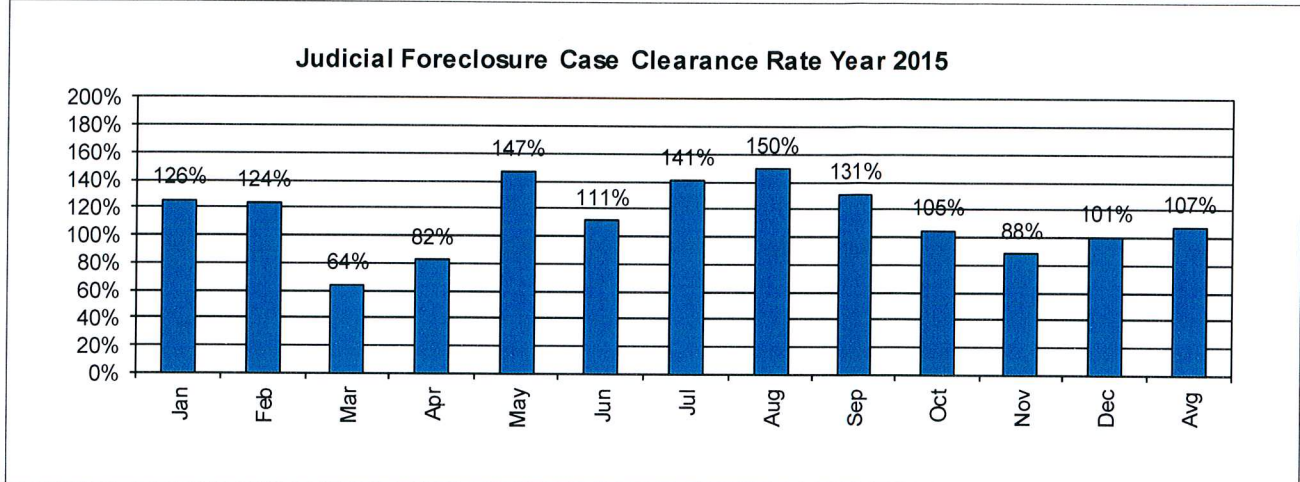


Year	As of:	1/12/2016	% of Total
2000		0	0.00%
2001		0	0.00%
2002		0	0.00%
2003		2	0.04%
2004		0	0.00%
2005		0	0.00%
2006		0	0.00%
2007		1	0.02%
2008		2	0.04%
2009		7	0.15%
2010		4	0.09%
2011		11	0.24%
2012		48	1.03%
2013		111	2.38%
2014		555	11.89%
2015		3710	79.46%
2016		218	4.67%
Total		4669	100.00%

CUYAHOGA COUNTY COMMON PLEAS COURT

Judicial Foreclosure Clearance Rate Year 2015

The Clearance Rate is the number of outgoing cases as a percentage of the number of incoming cases. Clearance rate measures whether the court is keeping up with its incoming caseload. If cases are not disposed in a timely manner, a backlog of cases awaiting disposition will grow. A Clearance Rate of 100% indicates that at least as many cases as have been filed, reopened, or reactivated in a period have been disposed.

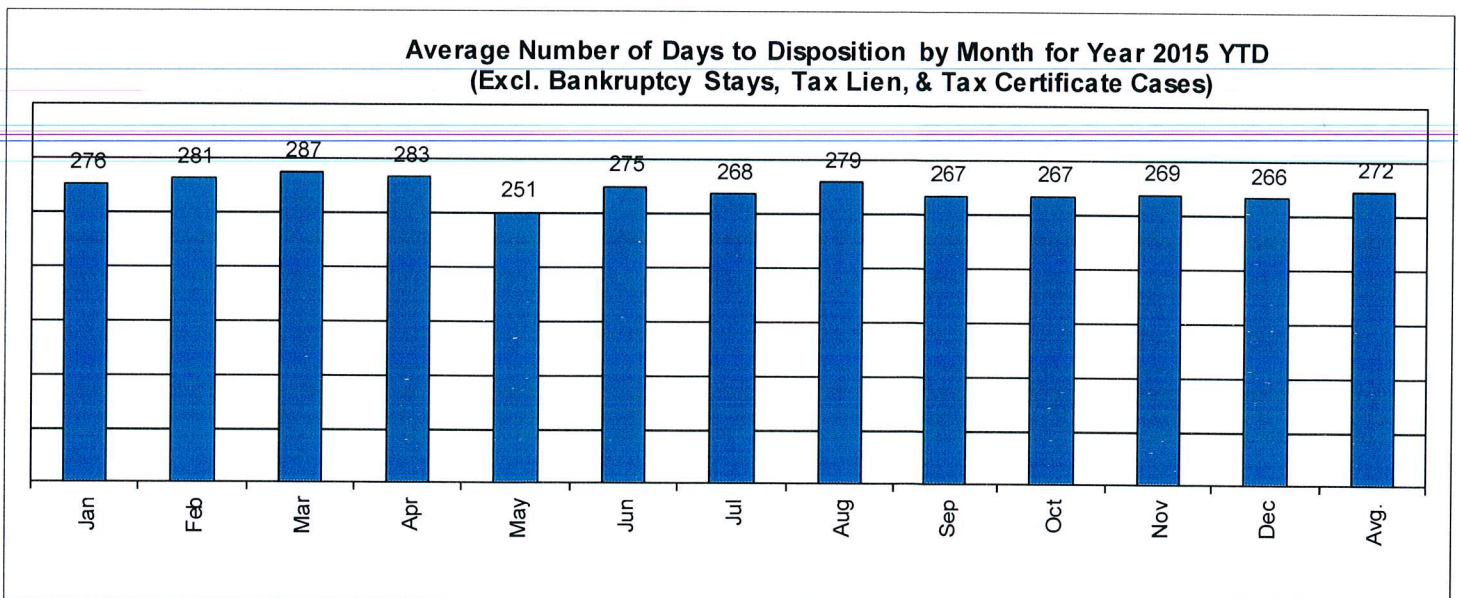
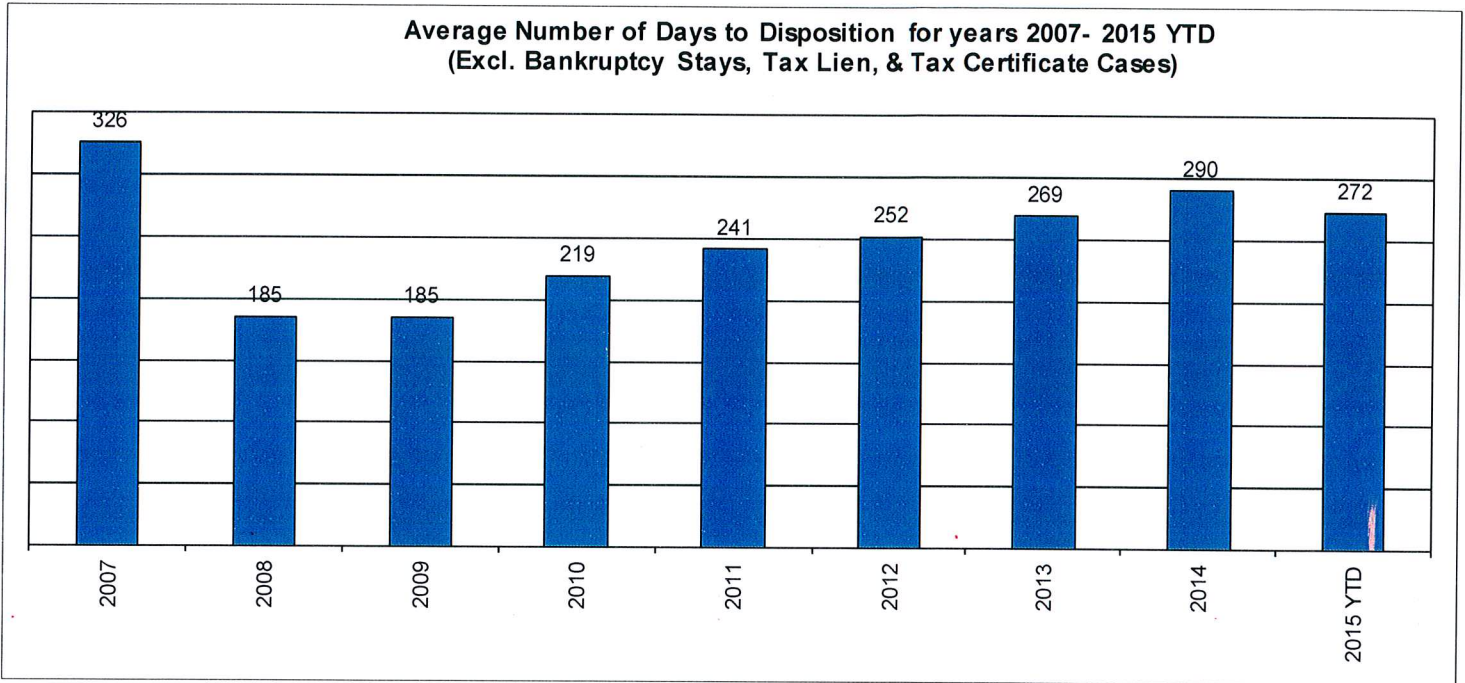


	Referrals & Reinstates	Dispositions	Clearance Rate
Jan	532	668	126%
Feb	483	598	124%
Mar	981	628	64%
Apr	790	649	82%
May	397	583	147%
Jun	488	543	111%
Jul	456	642	141%
Aug	453	678	150%
Sep	466	610	131%
Oct	589	618	105%
Nov	638	562	88%
Dec	602	607	101%
Avg	573	616	107%
Total	6875	7386	

CUYAHOGA COUNTY COMMON PLEAS COURT

Avg. Number of Days to Disp. (Excl. Bank. Stays & Tax Lien & Tax Cert.)

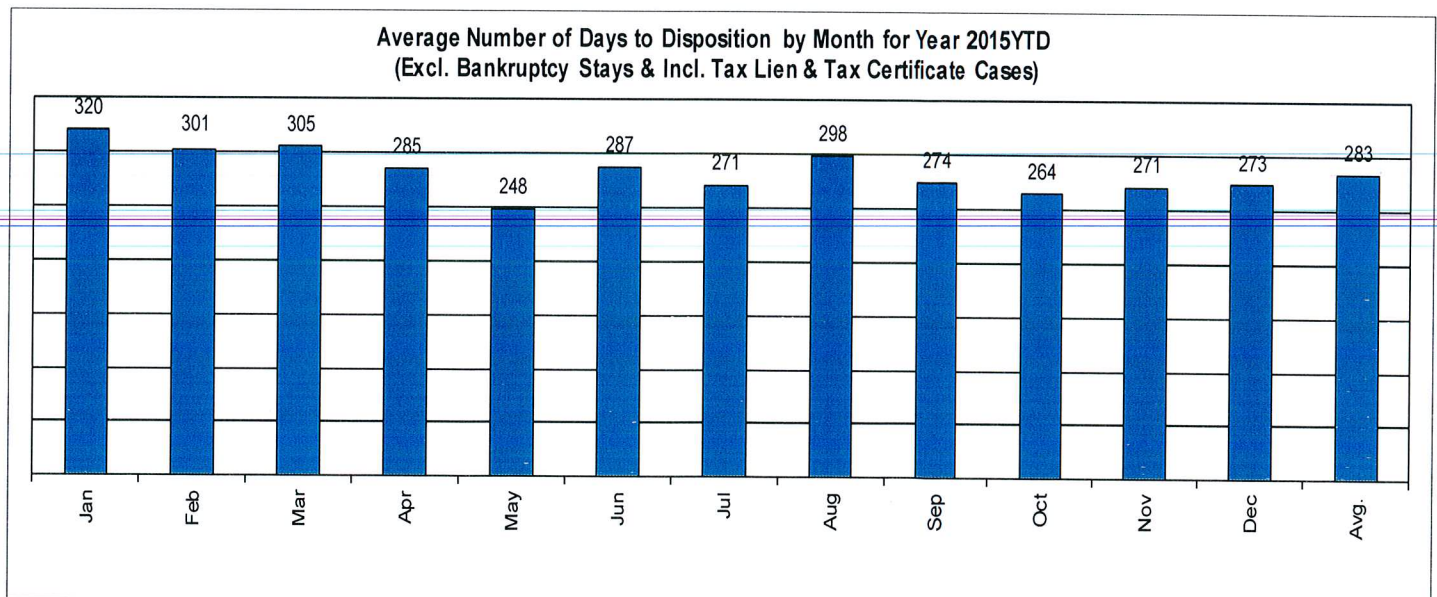
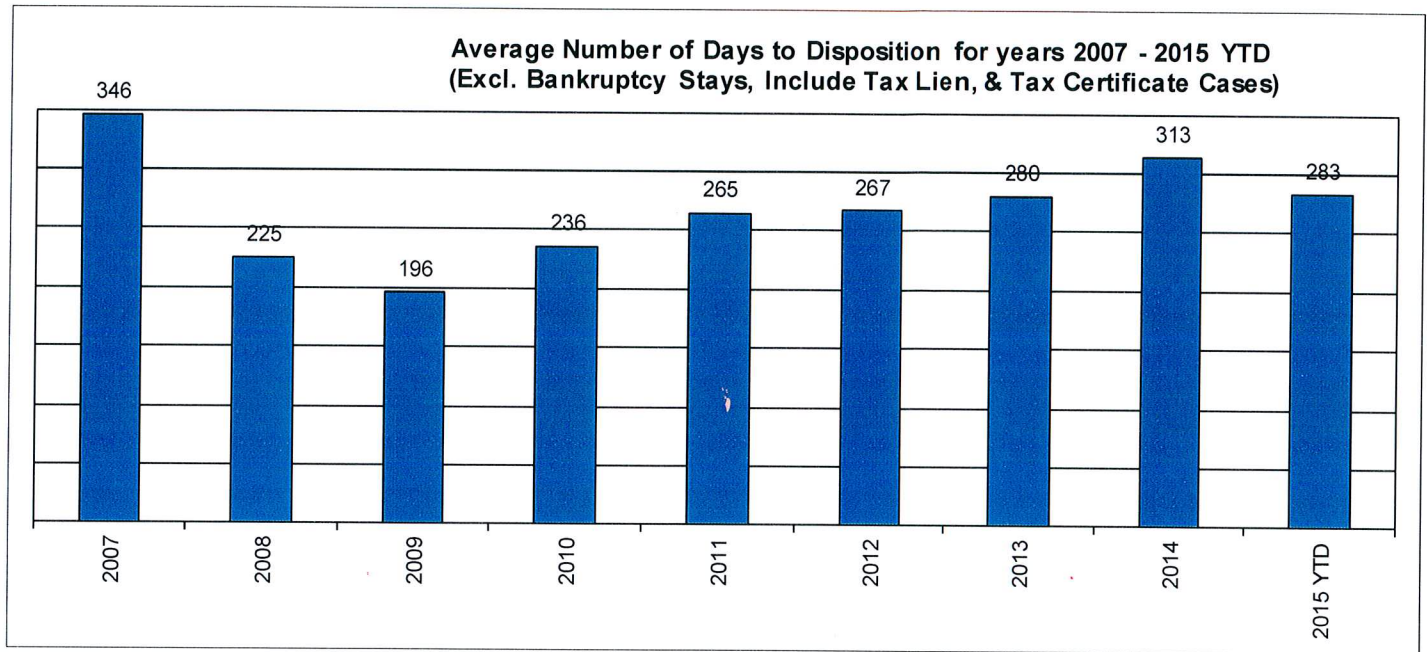
The average number of days to disposition is the number of days from filing to a final disposition entry being filed with the Clerk of Court. The data sample is based on all judicial foreclosure cases terminated by decree or dismissal (cases terminated by bankruptcy are not included) in a month. Each case is examined to determine the number of days between filing and termination with the periods that a case may have been in bankruptcy subtracted. Adding the total days of all of the cases minus bankruptcy periods and dividing by the total number of cases calculates the average. In the following chart, tax judicial foreclosure cases are excluded.



CUYAHOGA COUNTY COMMON PLEAS COURT

Avg. Number of Days to Disp. (Excl. Bank. Stays & Incl. Tax Lien & Tax Cert.)

The average number of days to disposition is the number of days from filing to a final disposition entry being filed with the Clerk of Court. The data sample is based on all Judicial Foreclosure cases terminated by decree or dismissal (cases terminated by bankruptcy are not included) in a month. Each case is examined to determine the number of days between filing and termination with the periods that a case may have been in bankruptcy subtracted. Adding the total days of all of the cases minus bankruptcy periods and dividing by the total number of cases calculates the average. In the following chart, all types of Judicial Foreclosure cases are included.

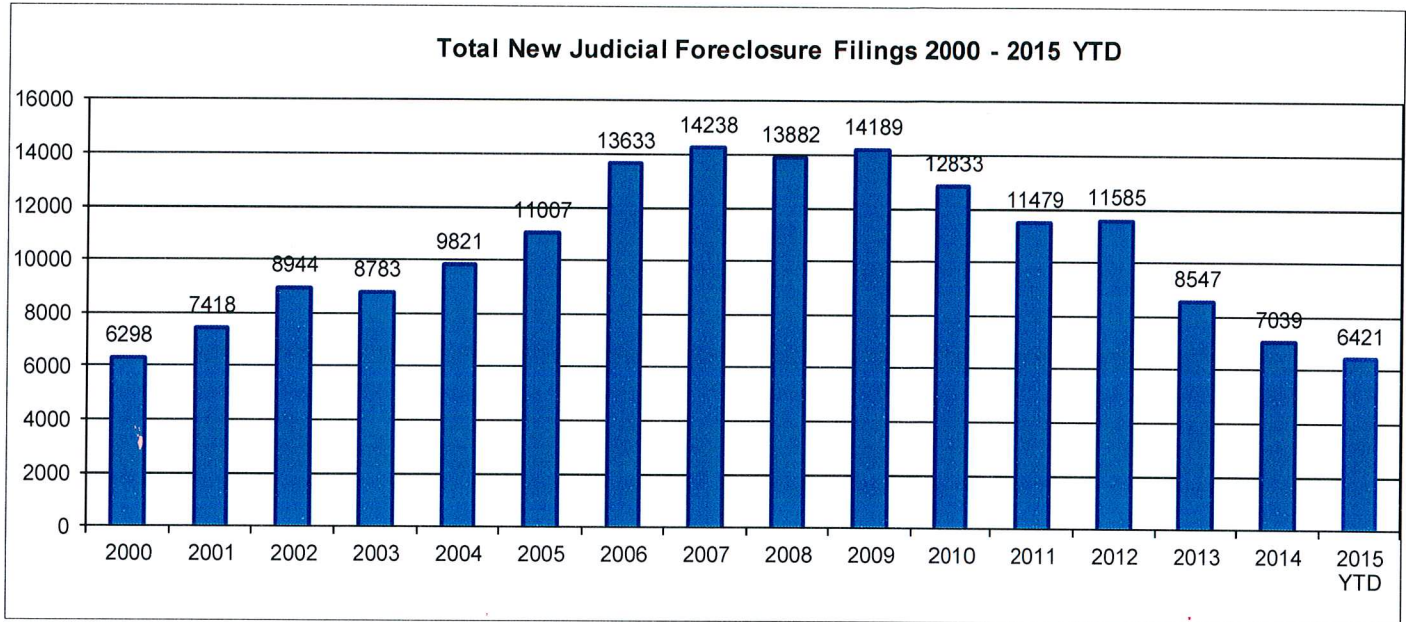


CUYAHOGA COUNTY COMMON PLEAS COURT

Total New Judicial Foreclosure Filings

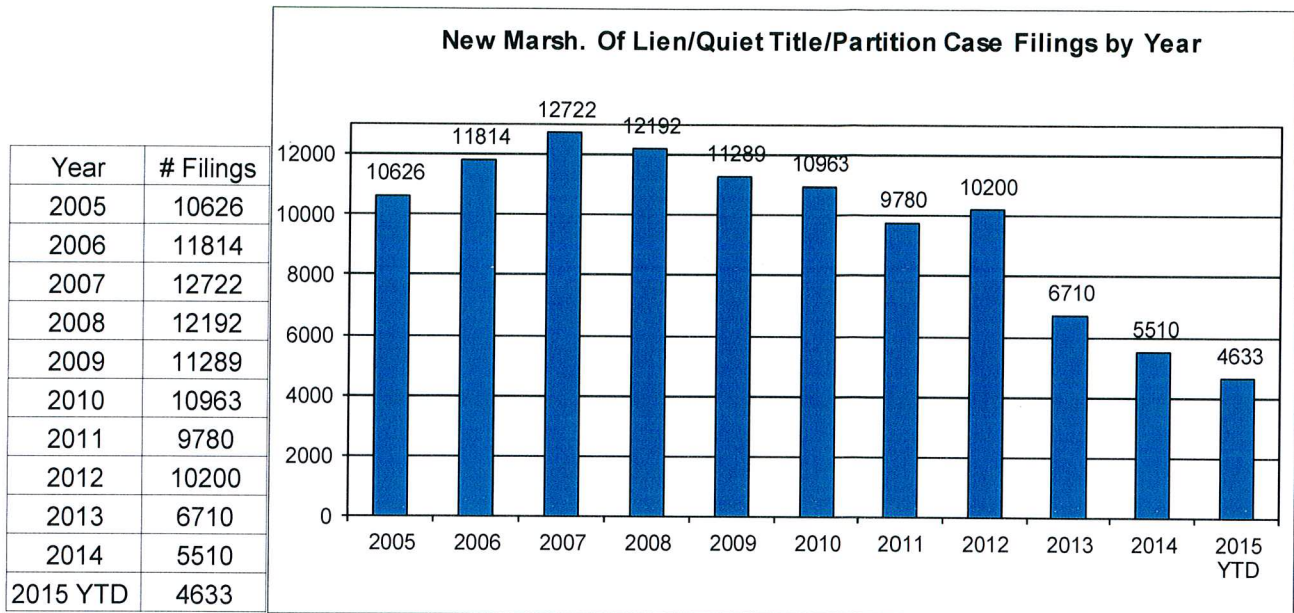
The following charts are provided as a historical view of new judicial foreclosure filings.

1. Total New Judicial Foreclosure Filings from 2000 – 2015 by year
2. Total New Marsh of Lien/Quiet Title/Partition Filings from 2005 – 2015 by month
3. Total New Tax Lien & Tax Certificate Filings for 2005 – 2015 by month
4. Total New Judicial Foreclosure Filings from 2005 – 2015 by month

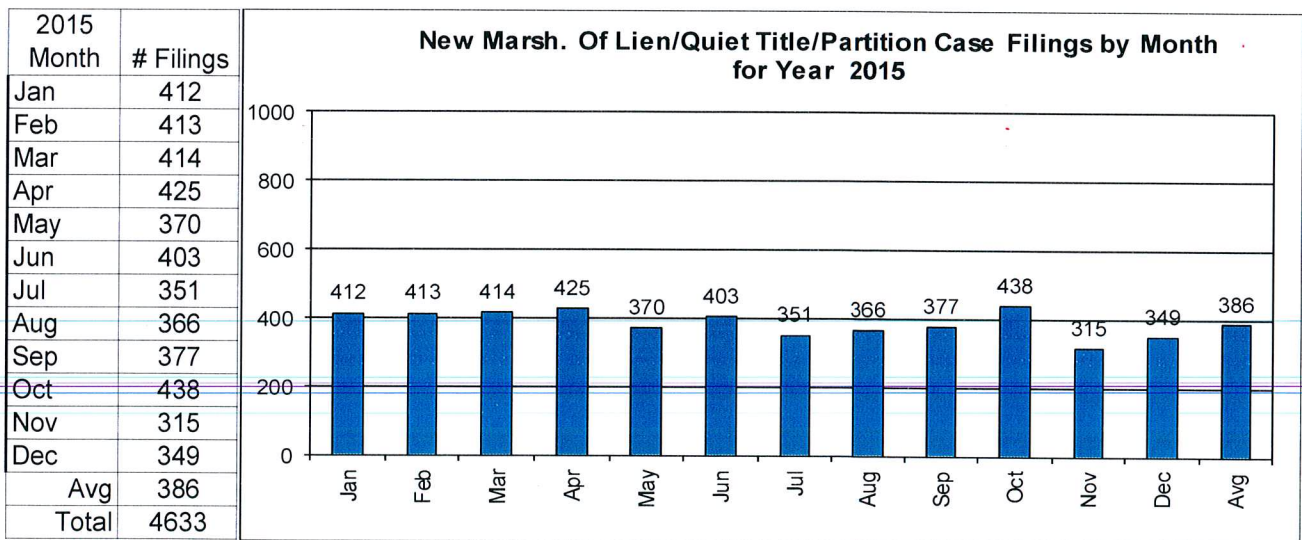


CUYAHOGA COUNTY COMMON PLEAS COURT

New Marsh of Lien/Quiet Title/Partition Case Filings for Years 2005 – 2015 YTD

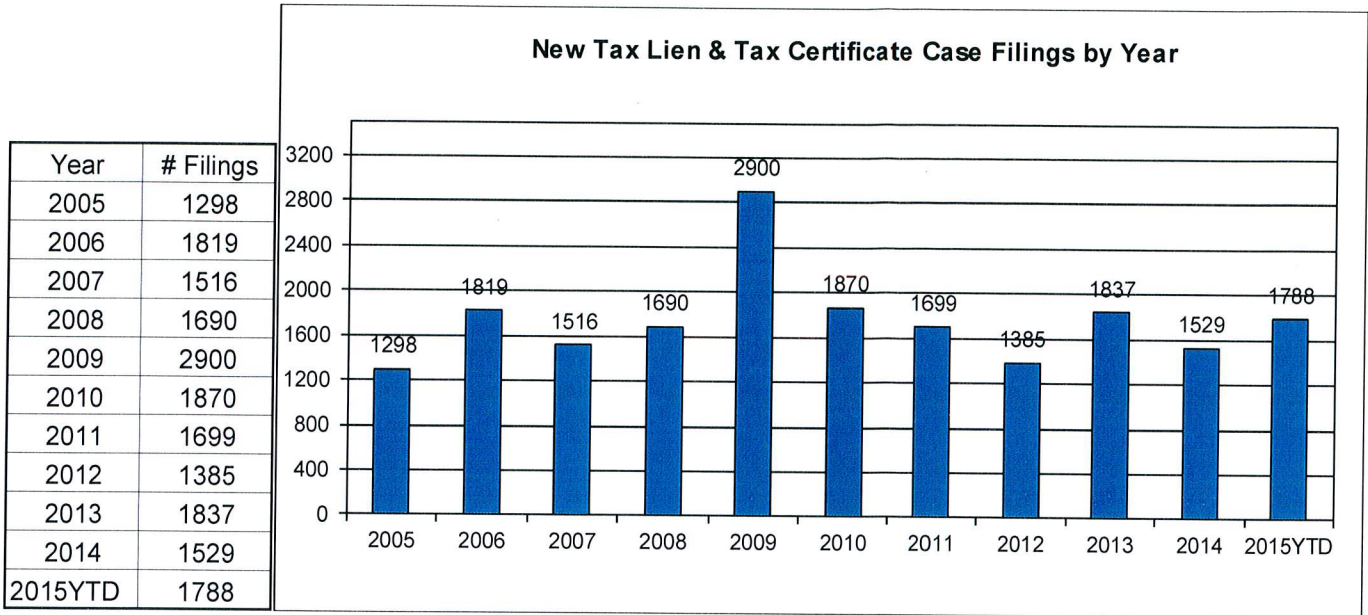


New Marsh of Lien/Quiet Title/Partition Case Filings by month for 2015 YTD

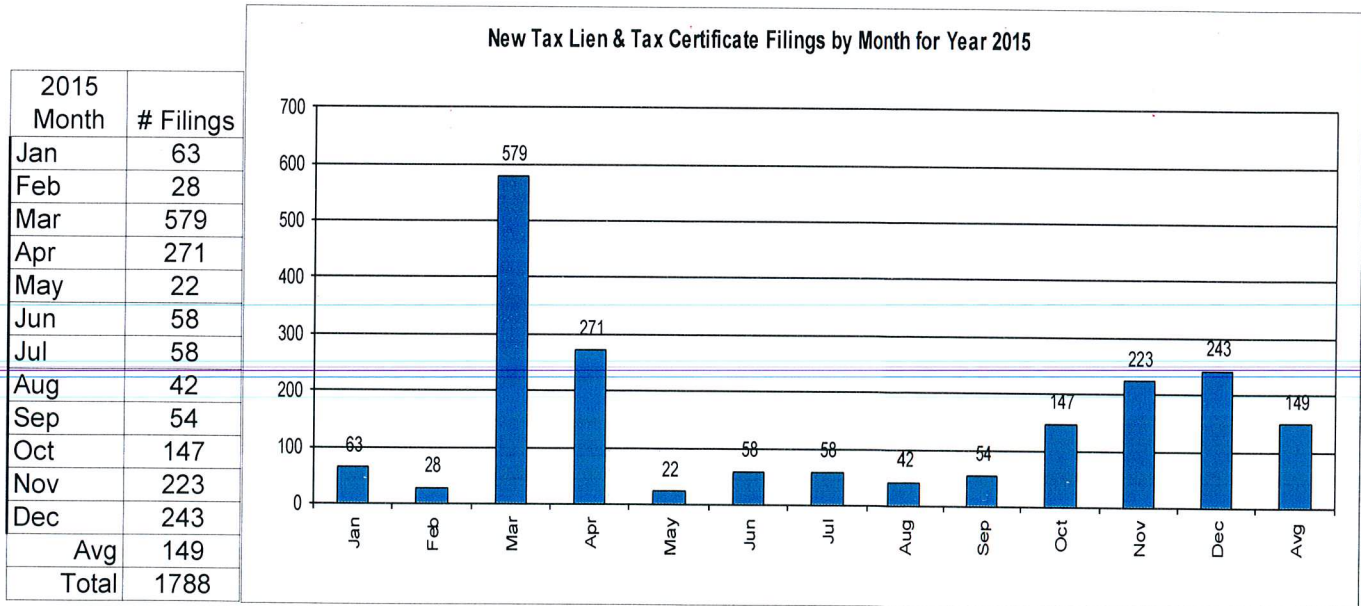


CUYAHOGA COUNTY COMMON PLEAS COURT

New Tax Lien & Certificate Filings for Years 2005 – 2015 YTD



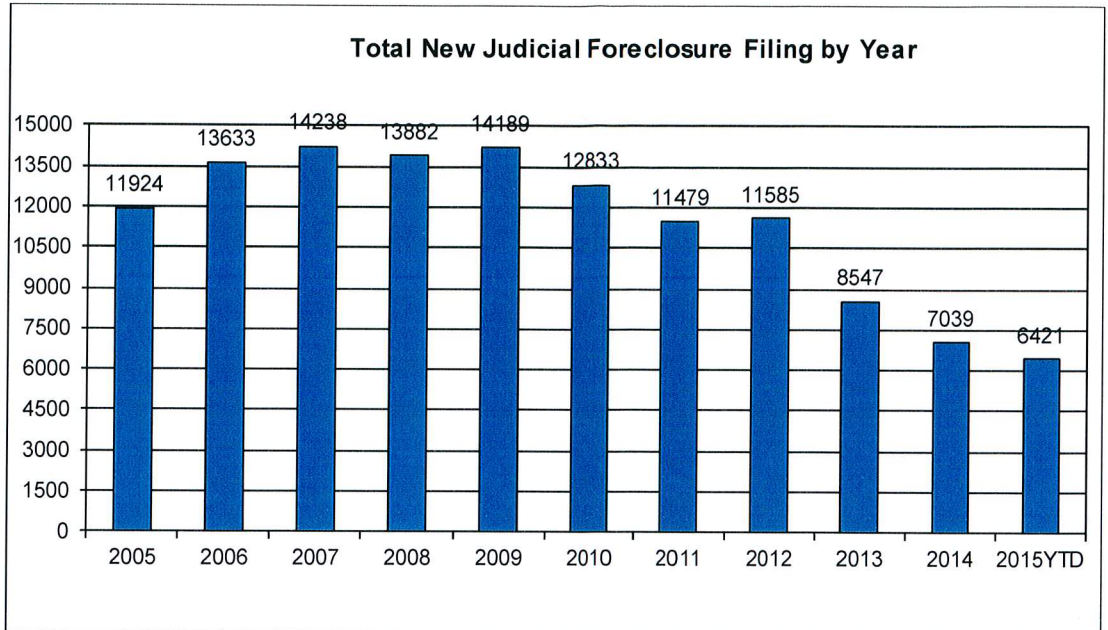
New Tax Lien & Certificate Filings by Month for Year 2015 YTD



CUYAHOGA COUNTY COMMON PLEAS COURT

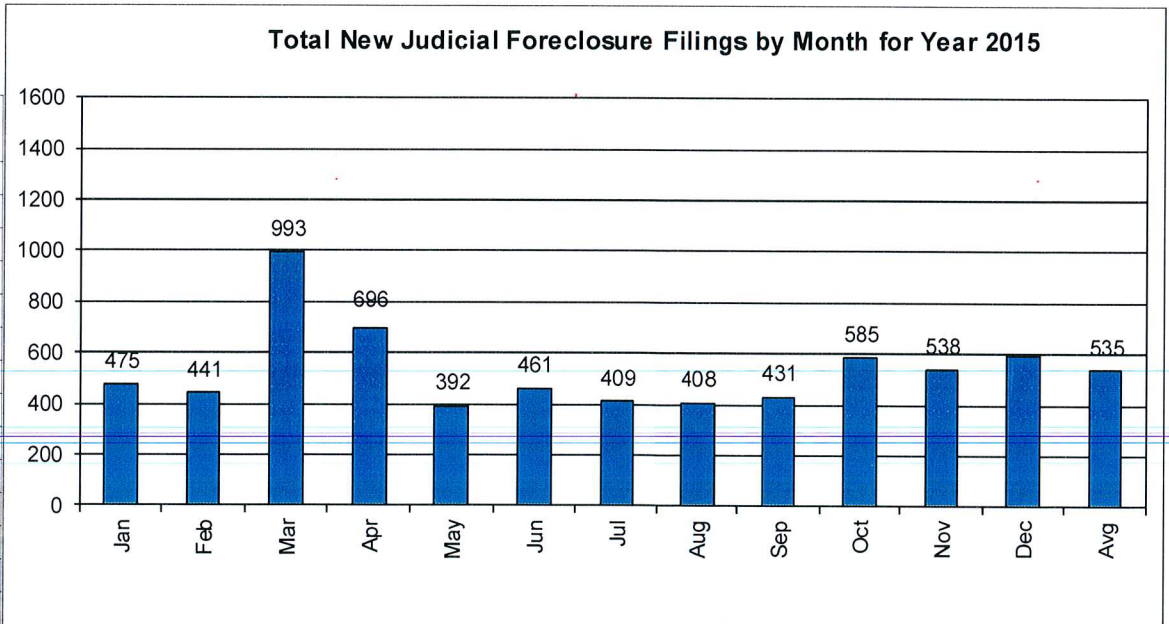
Total New Judicial Foreclosure Filings Years 2005 – 2015 YTD

Year	# Filings
2005	11924
2006	13633
2007	14238
2008	13882
2009	14189
2010	12833
2011	11479
2012	11585
2013	8547
2014	7039
2015 YTD	6421



Total New Judicial Foreclosure Filings by Month for Year 2015 YTD

2015 Month	# Filings
Jan	475
Feb	441
Mar	993
Apr	696
May	392
Jun	461
Jul	409
Aug	408
Sep	431
Oct	585
Nov	538
Dec	592
Avg	535
Total	6421



Magistrate's Monthly Reports

The Magistrates' Monthly Report consists of 5 reports. Below is a description of each.

Magistrate's Monthly Supplemental Journal Entry Report (R415)

Retrieves total number of supplemental entries and Decrees of Confirmation of Sheriff's sale created during a specific period. A supplemental entry is any journal created by a magistrate, which does not close out a case. For example, any magistrate's order (MG) setting a hearing, any journal entry (JE) ruling on a motion, journals confirming Sheriff's sales, etc.).

Magistrate's Full Disposition Count by Magistrate Report (R413)

Retrieves total number of cases disposed of during a specific period. The dispositions are grouped by Magistrate and then broken down by the type of disposition (i. e. Default, Dismissed with Prejudice, Dismissed without Prejudice, etc.) This report can be printed three different ways. Including tax cases (Full Dispositions), excluding tax cases (Non-Tax Dispositions), and Tax cases only (Tax Dispositions).

Magistrate's Monthly Cases Referred/Reinstated Report (R418)

Retrieves newly filed cases referred to the Magistrates Dept. and cases previously disposed by the Magistrates Dept. that are reinstated and re-referred to the magistrates. The cases are separated by Tax (filing code 1465; Tax Judicial Foreclosure & 1466; Tax Certificate Judicial Foreclosure) and Non-Tax (1460; Judicial Foreclosure Marsh. Of Lien, 1480; Partition, 1470; Quiet Title, misc. (i. e. 1391; Contract Other, etc.).

Magistrate's Monthly Hearing Totals Report (R3146)

Retrieves total number of hearings held during one month. The hearings are grouped by Magistrate and then broken down by what type hearing was held (i. e. Default, Pretrial, etc.).

Magistrate's Monthly Case Load Report (R3147)

Retrieves individual caseload totals for individual magistrates during a specific period. The cases are grouped by magistrate and then broken down by case type (i. e. tax judicial foreclosure, tax certificate judicial foreclosure and non-tax judicial foreclosure).

CUYAHOGA COUNTY COURT OF COMMON PLEAS

DATE: 01/12/2016
TIME: 10:14 AM

OFFICE OF THE MAGISTRATES
MAGISTRATE'S MONTHLY SUPPLEMENTALS BY CASE
REPORTING PERIOD: DECEMBER 2015

PAGE: 1
CMSR415D

SUPPLEMENTALS

AUGUSTYN	207
BAKER	392
BUCHA	187
DYKE	235
GAUNTNER	0
GONZALEZ	241
HIPPLEY	177
JACKSON A	262
JACKSON J	241
KLEIN	248
LUCAS	131
OLSZTYN	252
VOZAR	217
WEISS	307
UNACCOUNTED FOR	0

TOTAL 3097

CONFIRMATIONS

TOTAL 7

Full Disposition Count by Magistrate

REPORTING PERIOD: FROM 12/01/2015 TO 12/31/2015

DATE: 01/12/2016

TIME: 10:15 AM

MagID	Dispose Type	Tax Cert.	Tax Treas.	Total		
KCA	Bank	0	0	0	Decrees	366
	Def	5	0	11	Defaults	257
	Dism	0	0	7	Other	107
	Ref. Vacate	0	0	0	Court Trial	2
	Court Trial	0	0	0	Dismissals	220
	Other	0	2	4	Bankruptcy	21
	MAG'S TOTAL	5	2	22	Ref. Vacated	0
GDB	Bank	0	0	3	Grand Total	607
	Def	2	0	17		
	Dism	4	2	18		
	Ref. Vacate	0	0	0		
	Court Trial	0	0	0		
	Other	0	1	4		
	MAG'S TOTAL	6	3	42		
SMB	Bank	0	0	2		
	Def	3	0	14		
	Dism	1	0	7		
	Ref. Vacate	0	0	0		
	Court Trial	0	0	0		
	Other	0	4	6		
	MAG'S TOTAL	4	4	29		
JTD	Bank	1	0	2		
	Def	6	0	22		
	Dism	6	0	21		
	Ref. Vacate	0	0	0		
	Court Trial	0	0	0		
	Other	2	2	9		
	MAG'S TOTAL	15	2	54		
TG	Bank	0	0	0		
	Def	4	0	28		
	Dism	3	0	17		
	Ref. Vacate	0	0	0		
	Court Trial	0	0	0		
	Other	0	5	10		
	MAG'S TOTAL	7	5	55		
KH	Bank	0	0	0		
	Def	5	3	16		
	Dism	2	0	12		
	Ref. Vacate	0	0	0		
	Court Trial	0	0	0		
	Other	2	0	12		
	MAG'S TOTAL	9	3	40		
ARJ	Bank	0	0	1		
	Def	9	0	23		
	Dism	3	1	19		
	Ref. Vacate	0	0	0		
	Court Trial	0	0	1		
	Other	2	1	5		
	MAG'S TOTAL	14	2	49		
JLJ	Bank	0	0	1		
	Def	9	0	37		
	Dism	2	0	19		

CUYAHOGA COUNTY COURT OF COMMON PLEAS

OFFICE OF THE MAGISTRATES

Full Disposition Count by Magistrate

REPORTING PERIOD: FROM 12/01/2015 TO 12/31/2015

DATE: 01/12/2016

TIME: 10:15 AM

PAGE: 2

CMSR413

MagID	Dispose Type	Tax Cert.	Tax Treas.	Total
	Ref. Vacate	0	0	0
	Court Trial	0	0	0
	Other	3	1	7
	MAG'S TOTAL	14	1	64
<hr/>				
MK				
	Bank	1	0	6
	Def	5	0	18
	Dism	4	1	27
	Ref. Vacate	0	0	0
	Court Trial	0	0	0
	Other	0	7	10
	MAG'S TOTAL	10	8	61
<hr/>				
PL				
	Bank	0	1	3
	Def	4	0	8
	Dism	1	0	15
	Ref. Vacate	0	0	0
	Court Trial	0	0	0
	Other	1	4	5
	MAG'S TOTAL	6	5	31
<hr/>				
CEO				
	Bank	0	0	0
	Def	8	0	19
	Dism	0	2	24
	Ref. Vacate	0	0	0
	Court Trial	0	0	1
	Other	3	1	13
	MAG'S TOTAL	11	3	57
<hr/>				
TJV				
	Bank	0	0	1
	Def	4	0	12
	Dism	1	1	7
	Ref. Vacate	0	0	0
	Court Trial	0	0	0
	Other	0	1	3
	MAG'S TOTAL	5	2	23
<hr/>				
CW				
	Bank	1	1	2
	Def	11	0	32
	Dism	3	2	27
	Ref. Vacate	0	0	0
	Court Trial	0	0	0
	Other	7	8	19
	MAG'S TOTAL	22	11	80

CUYAHOGA COUNTY COURT OF COMMON PLEAS

DATE: 01/12/2016
 TIME: 10:15 AM

OFFICE OF THE MAGISTRATES
 MAGISTRATE'S MONTHLY REF/REIN CASES
 FROM 12/01/2015 TO 12/31/2015

CMSR418

MAGISTRATE	NEW REFERRALS				REINSTATED			
	Tax Treas.	Tax Cert.	Non-Tax	Total	Tax Treas.	Tax Cert.	Non-Tax	Total
<u>AUGUSTYN/KEVIN/C</u>	12	0	22	34	0	0	2	2
<u>BAKER/GAIL/D</u>	15	1	29	45	0	1	3	4
<u>BUCHA/STEPHEN/M</u>	10	1	17	28	0	0	3	3
<u>DYKE/JOHN/T</u>	15	8	33	56	0	0	0	0
<u>GONZALEZ/TRACEY/</u>	17	1	21	39	0	1	3	4
<u>HIPPLEY/KEVIN/</u>	14	5	21	40	0	0	1	1
<u>JACKSON A/AMY/R</u>	22	1	27	50	1	2	3	6
<u>JACKSON J/JIM/L</u>	17	4	22	43	0	0	3	3
<u>KLEIN/MONICA/</u>	14	2	40	56	0	0	2	2
<u>LUCAS/PAUL/</u>	20	0	24	44	2	1	2	5
<u>OLSZTYN/CHRISTOPHER/E</u>	13	2	32	47	0	0	2	2
<u>VOZAR/THOMAS/J</u>	15	1	22	38	0	0	0	0
<u>WEISS/CAROL/</u>	21	1	27	49	0	0	1	1
<u>TOTAL</u>	205	27	337	569	3	5	25	33
<u>COMBINED TOTAL</u>	602							

CUYAHOGA COUNTY COURT OF COMMON PLEAS

**OFFICE OF THE MAGISTRATES
MAG MONTHLY HEARING TOTALS
Reporting Period: December 2015**

DATE: 01/12/2016
TIME: 10:15 AM

PAGE: 1
CMSR3146

Monthly Hearing Total 543

AUGUSTYN
 Default Hearings 12
 Tax Hearings 0
 Pretrials 14

 TOTAL: 26

BAKER
 Default Hearings 29
 Tax Hearings 1
 Pretrials 7

 TOTAL: 37

BUCHA
 Default Hearings 13
 Tax Hearings 0
 Pretrials 19

 TOTAL: 32

DYKE
 Default Hearings 11
 Tax Hearings 0
 Pretrials 8

 TOTAL: 19

GONZALEZ
 Default Hearings 18
 Tax Hearings 3
 Pretrials 11

 TOTAL: 32

HIPPLEY
 Default Hearings 37
 Tax Hearings 1
 Pretrials 9

 TOTAL: 47

JACKSON A
 Default Hearings 39
 Tax Hearings 2
 Pretrials 25

 TOTAL: 66

JACKSON J
 Default Hearings 39
 Tax Hearings 0
 Pretrials 15

 TOTAL: 54

KLEIN
 Default Hearings 20
 Tax Hearings 6
 Pretrials 13

 TOTAL: 39

LUCAS
 Default Hearings 22
 Tax Hearings 4
 Pretrials 12

 TOTAL: 38

CUYAHOGA COUNTY COURT OF COMMON PLEAS

OFFICE OF THE MAGISTRATES

MAG MONTHLY HEARING TOTALS

Reporting Period: December 2015

DATE: 01/12/2016
TIME: 10:15 AM

PAGE: 2
CMSR3146

TOTAL:	38
OLSZTYN	
Default Hearings	18
Tax Hearings	2
Pretrials	10
<hr/>	
TOTAL:	30
VOZAR	
Default Hearings	39
Tax Hearings	2
Pretrials	31
<hr/>	
TOTAL:	72
WEISS	
Default Hearings	31
Tax Hearings	0
Pretrials	20
<hr/>	
TOTAL:	51

CUYAHOGA COUNTY COURT OF COMMON PLEAS

DATE: 01/12/2016
 TIME: 10:15 AM

Office of the Magistrates
 Magistrate's Monthly Case Load
 MONTH: DECEMBER 2015

PAGE: 1
 CMSR3147

Magistrate Name	Non Tax Total	Tax Cert.	Tax Treas.	Total Tax	Total Cases
AUGUSTYN	113	19	26	45	158
BAKER	241	47	37	84	325
BUCHA	104	23	27	50	154
DYKE	191	36	37	73	264
GONZALEZ	203	39	58	97	300
HIPPLEY	292	62	46	108	400
JACKSON A	249	46	59	105	354
JACKSON J	262	51	48	99	361
KLEIN	243	32	51	83	326
LUCAS	258	72	100	172	430
OLSZTYN	173	35	37	72	245
VOZAR	332	58	45	103	435
WEISS	234	41	62	103	337
Non Tax Total:	2895	Cert.Tax Total: 561	Tax Treas. Total: 633	Total Tax: 1194	Total Cases: 4089

Report CMSR1062 - Judicial Foreclosure Statistics by Judge

Report CMSR1062 provides a list of judicial foreclosure case activity for each Judge. The report identifies how many cases were pending at the beginning of the period. The new cases filed and cases that were transferred in or reactivated are added to the number pending at the beginning of the period. It then shows the type and number of terminations for the period. The total terminations are subtracted from the total pending which provides the pending at the end of the period.

CUYAHOGA COUNTY COURT OF COMMON PLEAS

DATE: 01/12/2016
TIME: 10:11 AM

Foreclosure Statistics by Judge
Reporting Period: December 2015

PAGE: 1
CMSR1062

Judge							
AMBROSE, DICK							
	Pending at Beg of Period	New Cases Filed			Cases Transferred In / Reactivated		Total
	98	21			3		122
Terminations	Bankruptcy	Default	RefVacated	Court Trial	Dismiss	Other	Total
	0	9	0	1	6	9	25
Total Pending at End of Period							97
ASTRAB, MICHAEL							
	Pending at Beg of Period	New Cases Filed			Cases Transferred In / Reactivated		Total
	133	14			3		150
Terminations	Bankruptcy	Default	RefVacated	Court Trial	Dismiss	Other	Total
	1	3	0	0	8	7	19
Total Pending at End of Period							131
BARKER, PAMELAA							
	Pending at Beg of Period	New Cases Filed			Cases Transferred In / Reactivated		Total
	152	20			6		178
Terminations	Bankruptcy	Default	RefVacated	Court Trial	Dismiss	Other	Total
	1	2	0	0	4	6	13
Total Pending at End of Period							165
BURNSIDE, JANET R							
	Pending at Beg of Period	New Cases Filed			Cases Transferred In / Reactivated		Total
	128	14			3		145
Terminations	Bankruptcy	Default	RefVacated	Court Trial	Dismiss	Other	Total
	0	5	0	1	9	5	20
Total Pending at End of Period							125
CALABRESE, DEENA R							
	Pending at Beg of Period	New Cases Filed			Cases Transferred In / Reactivated		Total
	124	14			5		143
Terminations	Bankruptcy	Default	RefVacated	Court Trial	Dismiss	Other	Total
	0	4	0	0	6	6	16
Total Pending at End of Period							127
CLANCY, MAUREEN							
	Pending at Beg of Period	New Cases Filed			Cases Transferred In / Reactivated		Total
	125	12			6		143
Terminations	Bankruptcy	Default	RefVacated	Court Trial	Dismiss	Other	Total
	0	9	0	0	3	14	26
Total Pending at End of Period							117
COLLIER-WILLIAMS, CASSANDRA							
	Pending at Beg of Period	New Cases Filed			Cases Transferred In / Reactivated		Total
	125	14			7		146
Terminations	Bankruptcy	Default	RefVacated	Court Trial	Dismiss	Other	Total
	1	6	0	0	8	4	19
Total Pending at End of Period							127
CORRIGAN, BRIAN J							

CUYAHOGA COUNTY COURT OF COMMON PLEAS

DATE: 01/12/2016
TIME: 10:11 AM

Foreclosure Statistics by Judge
Reporting Period: December 2015

PAGE: 2
CMSR1062

Judge							
	Pending at Beg of Period		New Cases Filed		Cases Transferred In / Reactivated		Total
	117		16		9		142
Terminations							
	Bankruptcy	Default	RefVacated	Court Trial	Dismiss	Other	Total
	0	12	0	0	7	5	24
	Total Pending at End of Period						118
CORRIGAN, PETER J							
	Pending at Beg of Period		New Cases Filed		Cases Transferred In / Reactivated		Total
	108		15		8		131
Terminations							
	Bankruptcy	Default	RefVacated	Court Trial	Dismiss	Other	Total
	0	8	0	0	6	5	19
	Total Pending at End of Period						112
DONNELLY, MICHAEL P							
	Pending at Beg of Period		New Cases Filed		Cases Transferred In / Reactivated		Total
	148		14		7		169
Terminations							
	Bankruptcy	Default	RefVacated	Court Trial	Dismiss	Other	Total
	0	3	0	0	5	12	20
	Total Pending at End of Period						149
FRIEDLAND, CAROLYN B							
	Pending at Beg of Period		New Cases Filed		Cases Transferred In / Reactivated		Total
	130		21		8		159
Terminations							
	Bankruptcy	Default	RefVacated	Court Trial	Dismiss	Other	Total
	5	8	0	0	8	10	31
	Total Pending at End of Period						128
FRIEDMAN, STUART A							
	Pending at Beg of Period		New Cases Filed		Cases Transferred In / Reactivated		Total
	153		14		4		171
Terminations							
	Bankruptcy	Default	RefVacated	Court Trial	Dismiss	Other	Total
	0	6	0	0	8	6	20
	Total Pending at End of Period						151
FUERST, NANCY A							
	Pending at Beg of Period		New Cases Filed		Cases Transferred In / Reactivated		Total
	146		21		2		169
Terminations							
	Bankruptcy	Default	RefVacated	Court Trial	Dismiss	Other	Total
	0	0	0	0	2	8	10
	Total Pending at End of Period						159
GALL, STEVEN E							
	Pending at Beg of Period		New Cases Filed		Cases Transferred In / Reactivated		Total
	128		18		3		149
Terminations							
	Bankruptcy	Default	RefVacated	Court Trial	Dismiss	Other	Total
	1	10	0	0	6	10	27
	Total Pending at End of Period						122
GALLAGHER, HOLLIE L							

CUYAHOGA COUNTY COURT OF COMMON PLEAS

DATE: 01/12/2016
TIME: 10:11 AM

Foreclosure Statistics by Judge
Reporting Period: December 2015

PAGE: 3
CMSR1062

Judge							
	Pending at Beg of Period		New Cases Filed		Cases Transferred In / Reactivated		Total
	101		22		6		129
Terminations							
	Bankruptcy	Default	RefVacated	Court Trial	Dismiss	Other	Total
	0	6	0	0	6	15	27
	Total Pending at End of Period						102

GALLAGHER, SHANNON M							
	Pending at Beg of Period		New Cases Filed		Cases Transferred In / Reactivated		Total
	138		21		5		164
Terminations							
	Bankruptcy	Default	RefVacated	Court Trial	Dismiss	Other	Total
	1	5	0	0	7	2	15
	Total Pending at End of Period						149

GAUL, DANIEL							
	Pending at Beg of Period		New Cases Filed		Cases Transferred In / Reactivated		Total
	161		13		2		176
Terminations							
	Bankruptcy	Default	RefVacated	Court Trial	Dismiss	Other	Total
	1	8	0	0	5	7	21
	Total Pending at End of Period						155

JACKSON, MICHAEL E							
	Pending at Beg of Period		New Cases Filed		Cases Transferred In / Reactivated		Total
	123		18		3		144
Terminations							
	Bankruptcy	Default	RefVacated	Court Trial	Dismiss	Other	Total
	0	13	0	0	9	9	31
	Total Pending at End of Period						113

MASON, LANCE							
	Pending at Beg of Period		New Cases Filed		Cases Transferred In / Reactivated		Total
	142		16		8		166
Terminations							
	Bankruptcy	Default	RefVacated	Court Trial	Dismiss	Other	Total
	1	17	0	0	5	143	166
	Total Pending at End of Period						0

MATIA, DAVID T							
	Pending at Beg of Period		New Cases Filed		Cases Transferred In / Reactivated		Total
	126		26		7		159
Terminations							
	Bankruptcy	Default	RefVacated	Court Trial	Dismiss	Other	Total
	0	3	0	0	5	4	12
	Total Pending at End of Period						147

MCCLELLAND, ROBERT C							
	Pending at Beg of Period		New Cases Filed		Cases Transferred In / Reactivated		Total
	103		14		6		123
Terminations							
	Bankruptcy	Default	RefVacated	Court Trial	Dismiss	Other	Total
	0	5	0	0	3	7	15
	Total Pending at End of Period						108

MCCORMICK, TIMOTHY

CUYAHOGA COUNTY COURT OF COMMON PLEAS

DATE: 01/12/2016
TIME: 10:11 AM

Foreclosure Statistics by Judge
Reporting Period: December 2015

PAGE: 4
CMSR1062

Judge							
	Pending at Beg of Period		New Cases Filed	Cases Transferred In / Reactivated			Total
	85		20	4			109
Terminations	Bankruptcy	Default	RefVacated	Court Trial	Dismiss	Other	Total
	0	7	0	0	4	5	16
Total Pending at End of Period							93
MCDONNELL, NANCY R							
	Pending at Beg of Period		New Cases Filed	Cases Transferred In / Reactivated			Total
	144		18	7			169
Terminations	Bankruptcy	Default	RefVacated	Court Trial	Dismiss	Other	Total
	0	13	0	0	12	11	36
Total Pending at End of Period							133
MCMONAGLE, MATTHEW A.							
	Pending at Beg of Period		New Cases Filed	Cases Transferred In / Reactivated			Total
	0		1	139			140
Terminations	Bankruptcy	Default	RefVacated	Court Trial	Dismiss	Other	Total
	0	0	0	0	2	0	2
Total Pending at End of Period							138
O'DONNELL, JOHN P							
	Pending at Beg of Period		New Cases Filed	Cases Transferred In / Reactivated			Total
	135		13	2			150
Terminations	Bankruptcy	Default	RefVacated	Court Trial	Dismiss	Other	Total
	0	5	0	0	12	5	22
Total Pending at End of Period							128
RUSSO, JOHN J							
	Pending at Beg of Period		New Cases Filed	Cases Transferred In / Reactivated			Total
	56		8	0			64
Terminations	Bankruptcy	Default	RefVacated	Court Trial	Dismiss	Other	Total
	0	4	0	0	1	8	13
Total Pending at End of Period							51
RUSSO, JOSEPH D							
	Pending at Beg of Period		New Cases Filed	Cases Transferred In / Reactivated			Total
	122		24	2			148
Terminations	Bankruptcy	Default	RefVacated	Court Trial	Dismiss	Other	Total
	1	11	0	0	6	8	26
Total Pending at End of Period							122
RUSSO, MICHAEL J							
	Pending at Beg of Period		New Cases Filed	Cases Transferred In / Reactivated			Total
	134		19	10			163
Terminations	Bankruptcy	Default	RefVacated	Court Trial	Dismiss	Other	Total
	0	8	0	0	3	4	15
Total Pending at End of Period							148
RUSSO, NANCY MARGARET							

CUYAHOGA COUNTY COURT OF COMMON PLEAS

DATE: 01/12/2016
TIME: 10:11 AM

Foreclosure Statistics by Judge
Reporting Period: December 2015

PAGE: 5
CMSR1062

Judge							
	Pending at Beg of Period		New Cases Filed		Cases Transferred In / Reactivated		Total
	90		22		3		115
Terminations	Bankruptcy	Default	RefVacated	Court Trial	Dismiss	Other	Total
	2	4	0	0	11	4	21
	Total Pending at End of Period						94
SAFFOLD, SHIRLEY STRICKLAND							
	Pending at Beg of Period		New Cases Filed		Cases Transferred In / Reactivated		Total
	118		18		7		143
Terminations	Bankruptcy	Default	RefVacated	Court Trial	Dismiss	Other	Total
	3	9	0	0	7	7	26
	Total Pending at End of Period						117
SHEEHAN, BRENDAN J							
	Pending at Beg of Period		New Cases Filed		Cases Transferred In / Reactivated		Total
	125		22		9		156
Terminations	Bankruptcy	Default	RefVacated	Court Trial	Dismiss	Other	Total
	1	8	0	0	12	10	31
	Total Pending at End of Period						125
SUTULA, JOHN D							
	Pending at Beg of Period		New Cases Filed		Cases Transferred In / Reactivated		Total
	138		17		7		162
Terminations	Bankruptcy	Default	RefVacated	Court Trial	Dismiss	Other	Total
	0	6	0	0	2	6	14
	Total Pending at End of Period						148
SUTULA, KATHLEEN ANN							
	Pending at Beg of Period		New Cases Filed		Cases Transferred In / Reactivated		Total
	95		19		9		123
Terminations	Bankruptcy	Default	RefVacated	Court Trial	Dismiss	Other	Total
	0	11	0	0	6	8	25
	Total Pending at End of Period						98
SYNENBERG, JOAN							
	Pending at Beg of Period		New Cases Filed		Cases Transferred In / Reactivated		Total
	110		18		7		135
Terminations	Bankruptcy	Default	RefVacated	Court Trial	Dismiss	Other	Total
	2	9	0	0	6	5	22
	Total Pending at End of Period						113
VILLANUEVA, JOSE` A							
	Pending at Beg of Period		New Cases Filed		Cases Transferred In / Reactivated		Total
	147		15		4		166
Terminations	Bankruptcy	Default	RefVacated	Court Trial	Dismiss	Other	Total
	0	15	0	1	6	8	30
	Total Pending at End of Period						136

Monthly Summary

MONTHLY SUMMARY

December 2015

NAME	PEND	ASSIGNED			TRIALS						DISP	PENDING				+ -
		CV	CR	TOT	JURY			COURT				CV	FR	CR	TOT	
					CV	CR	TOT	CV	CR	TOT		CV	FR	CR	TOT	
Dick Ambrose	421	49	28	77	0	0	0	0	0	0	63	232	96	107	435	-14
Michael K. Astrab	480	51	31	82	1	0	1	0	0	0	77	225	131	129	485	-5
Pamela A. Barker	408	55	27	82	1	0	1	0	0	0	64	189	164	73	426	-18
Janet R. Burnside	431	54	22	76	0	1	1	0	1	1	71	233	125	78	436	-5
Deena R. Calabrese	451	52	25	77	0	1	1	0	0	0	75	229	127	97	453	-2
Maureen Clancy	377	53	32	85	0	0	0	0	0	0	88	184	117	73	374	+3
Cassandra Collier-Willia	460	55	32	87	0	0	0	0	0	0	91	200	127	129	456	+4
Brian J. Corrigan	471	58	30	88	0	0	0	0	0	0	76	258	117	108	483	-12
Peter J. Corrigan	444	61	40	101	0	0	0	1	0	1	79	218	112	136	466	-22
Michael P. Donnelly	421	53	33	86	0	1	1	0	0	0	81	194	149	83	426	-5
Carolyn B. Friedland	486	57	24	81	0	0	0	0	1	1	84	224	128	131	483	+3
Stuart A. Friedman	450	51	30	81	0	0	0	0	2	2	81	183	151	116	450	0
Nancy A. Fuerst	407	52	29	81	1	2	3	0	1	1	56	195	159	78	432	-25
Steven E. Gall	428	51	27	78	0	1	1	0	1	1	77	203	122	104	429	-1
Hollie L. Gallagher	376	55	17	72	1	0	1	0	0	0	74	202	101	71	374	+2
Shannon M. Gallagher	418	53	23	76	0	1	1	0	0	0	67	223	147	57	427	-9
Daniel Gaul	505	53	35	88	0	1	1	0	0	0	80	230	155	128	513	-8
Michael E Jackson	510	53	39	92	0	1	1	0	0	0	85	225	113	179	517	-7
Lance T Mason	415	52	20	72	0	2	2	0	0	0	96	149	137	105	391	+24
David T. Matia	424	55	28	83	0	0	0	0	0	0	68	192	147	100	439	-15
Robert C. McClelland	514	55	44	99	0	1	1	0	0	0	102	255	108	148	511	+3
Timothy McCormick	360	51	31	82	1	1	2	0	0	0	81	194	93	74	361	-1
Nancy R. McDonnell	424	54	23	77	0	0	0	0	0	0	108	185	132	76	393	+31
John P. O'Donnell	448	49	28	77	2	1	3	0	0	0	87	227	127	84	438	+10
John J. Russo	176	28	10	38	0	0	0	0	0	0	37	109	51	17	177	-1
Joseph D. Russo	454	50	32	82	0	0	0	0	0	0	75	211	121	129	461	-7
Michael J. Russo	392	60	28	88	0	0	0	0	0	0	76	178	147	79	404	-12
Nancy Margaret Russo	264	58	26	84	0	0	0	0	0	0	110	96	94	48	238	+26
Shirley Strickland Saffold	403	56	28	84	0	3	3	0	1	1	72	196	117	102	415	-12
Brendan J. Sheehan	370	61	25	86	0	1	1	0	0	0	95	159	125	77	361	+9
John D. Sutula	559	56	39	95	0	0	0	1	0	1	79	280	147	148	575	-16
Kathleen Ann Sutula	354	61	38	99	0	0	0	0	0	0	81	186	98	88	372	-18
Joan Synenberg	370	59	42	101	0	1	1	0	0	0	55	211	113	92	416	-46
José A. Villanueva	491	54	25	79	1	0	1	0	0	0	84	232	136	118	486	+5
TOTALS	14362	1825	991	2816	8	19	27	2	7	9	2675	6907	4234	3362	14503	-141

Year to Date Summary

SUMMARY FOR THE COURT

January - December 2015

NAME	PEND	ASSIGNED			TRIALS						DISP	PENDING				+ -
		CV	CR	TOT	JURY			COURT				CV	FR	CR	TOT	
					CV	CR	TOT	CV	CR	TOT		CV	FR	CR	TOT	
Dick Ambrose	452	646	361	1007	2	4	6	1	1	2	1024	232	96	107	435	+ 17
Michael K. Astrab	478	638	361	999	3	8	11	2	6	8	992	225	131	129	485	- 7
Pamela A. Barker	487	656	325	981	6	4	10	0	2	2	1042	189	164	73	426	+ 61
Janet R. Burnside	436	630	356	986	3	6	9	3	13	16	986	233	125	78	436	0
Deena R. Calabrese	473	630	361	991	2	14	16	3	2	5	1011	229	127	97	453	+ 20
Maureen Clancy	430	642	323	965	1	8	9	2	0	2	1021	184	117	73	374	+ 56
Cassandra Collier-Willia	471	645	413	1058	1	3	4	0	0	0	1073	200	127	129	456	+ 15
Brian J. Corrigan	541	661	368	1029	5	3	8	0	5	5	1087	258	117	108	483	+ 58
Peter J. Corrigan	432	627	327	954	2	5	7	3	3	6	920	218	112	136	466	- 34
Michael P. Donnelly	415	647	309	956	7	16	23	0	5	5	945	194	149	83	426	- 11
Carolyn B. Friedland	483	641	356	997	3	5	8	0	14	14	997	224	128	131	483	0
Stuart A. Friedman	520	618	340	958	2	7	9	0	12	12	1028	183	151	116	450	+ 70
Nancy A. Fuerst	393	609	332	941	3	6	9	1	3	4	902	195	159	78	432	- 39
Steven E. Gall	494	635	398	1033	4	10	14	1	3	4	1098	203	122	104	429	+ 65
Hollie L. Gallagher	379	633	267	900	4	3	7	0	2	2	905	202	101	71	374	+ 5
Shannon M. Gallagher	533	603	292	895	2	6	8	0	4	4	1001	223	147	57	427	+ 106
Daniel Gaul	644	645	372	1017	2	10	12	2	4	6	1148	230	155	128	513	+ 131
Michael E Jackson	506	638	465	1103	3	9	12	0	1	1	1092	225	113	179	517	- 11
Lance T Mason	434	644	355	999	5	3	8	0	9	9	1042	149	137	105	391	+ 43
David T. Matia	455	652	412	1064	0	7	7	0	5	5	1080	192	147	100	439	+ 16
Robert C. McClelland	538	623	389	1012	1	2	3	4	9	13	1039	255	108	148	511	+ 27
Timothy McCormick	414	654	395	1049	3	9	12	1	1	2	1102	194	93	74	361	+ 53
Nancy R. McDonnell	423	633	357	990	7	10	17	0	1	1	1020	185	132	76	393	+ 30
John P. O'Donnell	555	616	338	954	9	12	21	7	1	8	1071	227	127	84	438	+ 117
John J. Russo	178	353	96	449	2	1	3	0	2	2	450	109	51	17	177	+ 1
Joseph D. Russo	477	637	324	961	3	1	4	2	1	3	977	211	121	129	461	+ 16
Michael J. Russo	403	629	325	954	0	4	4	0	3	3	953	178	147	79	404	- 1
Nancy Margaret Russo	258	653	290	943	1	4	5	0	4	4	963	96	94	48	238	+ 20
Shirley Strickland Saffold	462	647	379	1026	2	12	14	1	1	2	1073	196	117	102	415	+ 47
Brendan J. Sheehan	320	658	308	966	2	12	14	5	8	13	925	159	125	77	361	- 41
John D. Sutula	569	637	436	1073	2	3	5	2	3	5	1067	280	147	148	575	- 6
Kathleen Ann Sutula	347	672	335	1007	1	10	11	0	0	0	982	186	98	88	372	- 25
Joan Synenberg	398	681	444	1125	0	6	6	0	1	1	1107	211	113	92	416	- 18
José A. Villanueva	551	636	324	960	4	8	12	1	4	5	1025	232	136	118	486	+ 65
TOTALS	15349	21469	11833	33302	97	231	328	41	133	174	34148	6907	4234	3362	14503	+ 846

Corrections/Adjustments