



***Statistics Report
November 2015***

***John J. Russo
Administrative and Presiding Judge***

TABLE OF CONTENTS

Criminal Statistics

Newly Filed, Re-Activated and Transferred in Cases _____	4
Yearly Criminal Terminations _____	5
Pending Criminal Cases End of Period _____	6
Clearance Rate _____	7
Arrest to Disposition Timeline _____	8
Average Arrest to Disposition Timeline (Jail Cases) _____	9
Average Arrest to Disposition Timeline (Non-Jail Cases) _____	10
Average Arrest to Disposition Timeline (Jail and Non-Jail Cases) _____	11
Yearly Average Arrest to Disposition Timeline _____	12
Indictments and Informations Filed With the Clerk of Courts _____	13
Bail Case Arraignment Activity _____	14
Overall Arraignment Statistics _____	15

Foreclosure Statistics

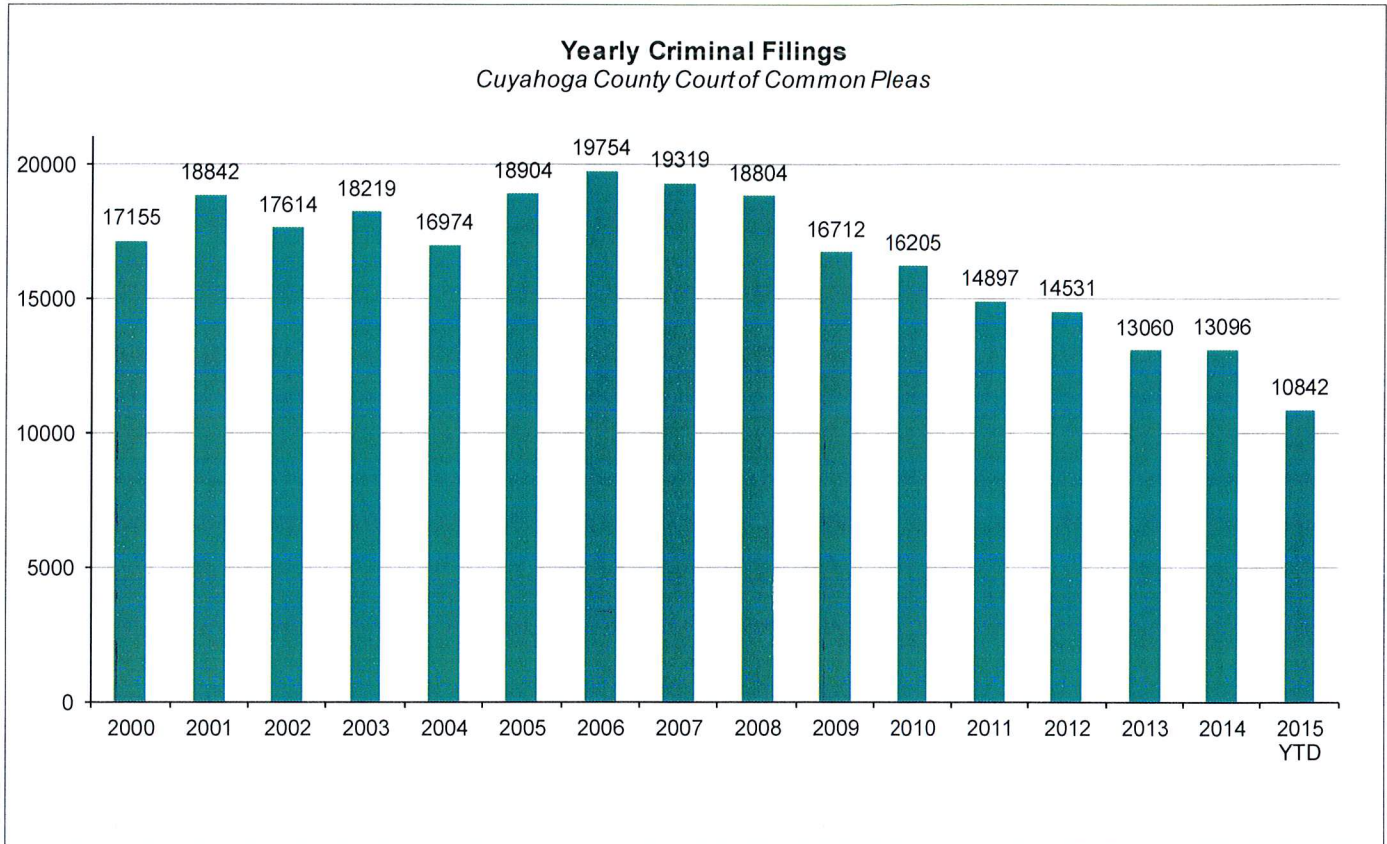
Total Pending Judicial Foreclosure Cases Referred to Magistrates _____	17
Total Pending Tax Lien & Certificate Cases Referred to Magistrates _____	18
Percentage of Pending Judicial Foreclosure Cases By Filing Year _____	19
Judicial Foreclosure Clearance Rate Year 2015 _____	20
Avg. Number of Days to Disp. (Excl. Bank. Stays & Tax Lien & Tax Cert.) _____	21
Avg. Number of Days to Disp. (Excl. Bank. Stays & Incl. Tax Lien & Tax Cert.) _____	22
Total New Judicial Foreclosure Filings _____	23
New Marsh of Lien/Quiet Title/Partition Case Filings for Years 2005 – 2015 YTD _____	24
New Marsh of Lien/Quiet Title/Partition Case Filings by month for 2015 YTD _____	24
New Tax Lien & Certificate Filings for Years 2005 – 2015 YTD _____	25
New Tax Lien & Certificate Filings by Month for Year 2015 YTD _____	25
Total New Judicial Foreclosure Filings Years 2005 – 2015 YTD _____	26
Total New Judicial Foreclosure Filings by Month for Year 2015 YTD _____	26
Magistrate's Monthly Reports _____	27
Report CMSR1062 - Judicial Foreclosure Statistics by Judge _____	35
Monthly Summary _____	41
Year to Date Summary _____	43
Corrections/Adjustments _____	45

Criminal Case Statistics

CUYAHOGA COUNTY COMMON PLEAS COURT

Newly Filed, Re-Activated and Transferred in Cases

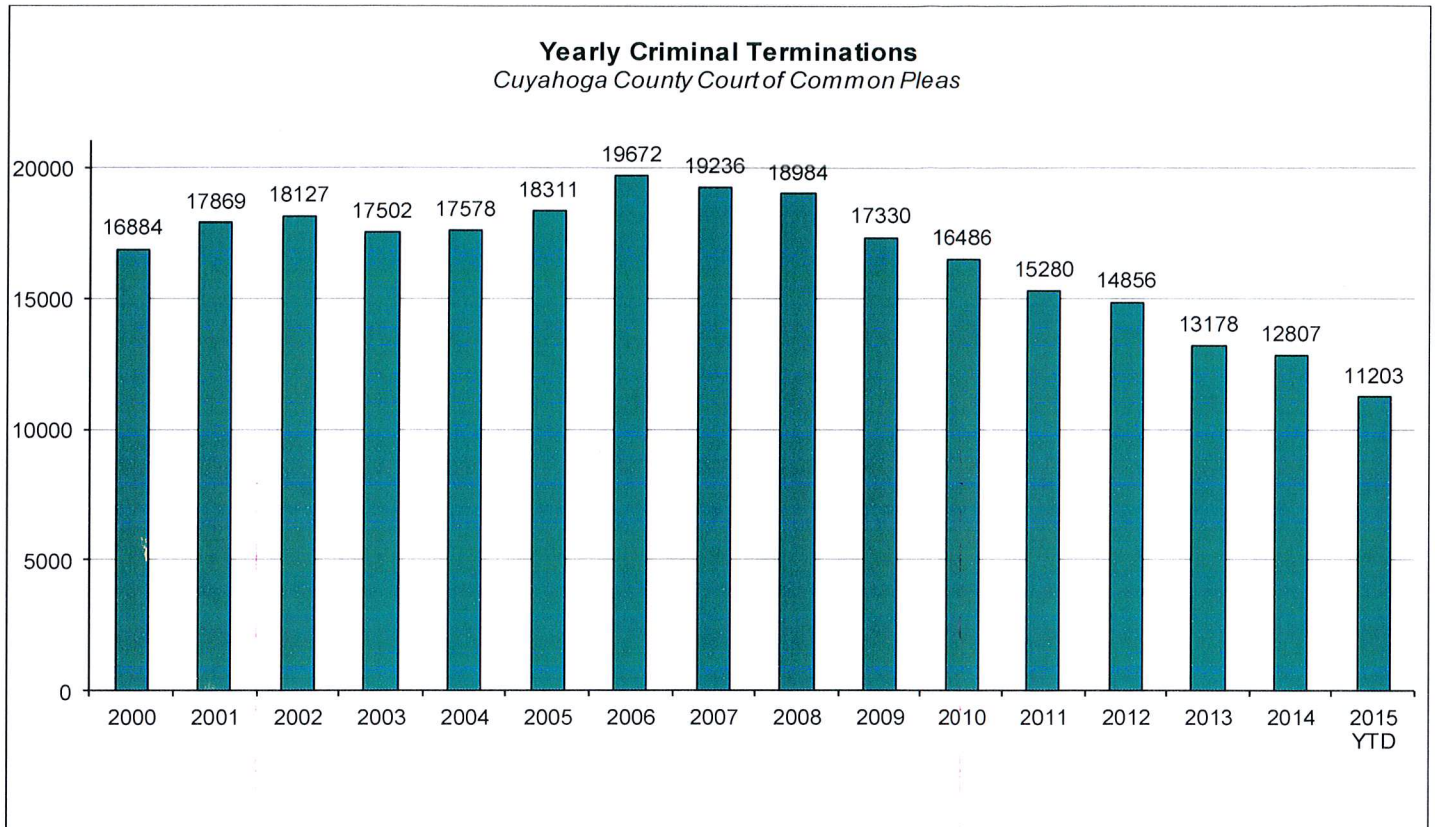
The following chart is a representation of all filed cases in Cuyahoga County Court of Common Pleas from 2000 – November 2015. Newly filed cases are defined as having been arraigned and assigned to a Judge. Re-activated cases are defined as cases where a defendant was unavailable for trial and has now become ready to proceed. Transferred cases are defined as cases moved from one judge's docket to another. This could be due to re-assignment to a Mental Health Judge or after additional information indicates that by Court rule, the case should have been assigned to another Judge.



CUYAHOGA COUNTY COMMON PLEAS COURT

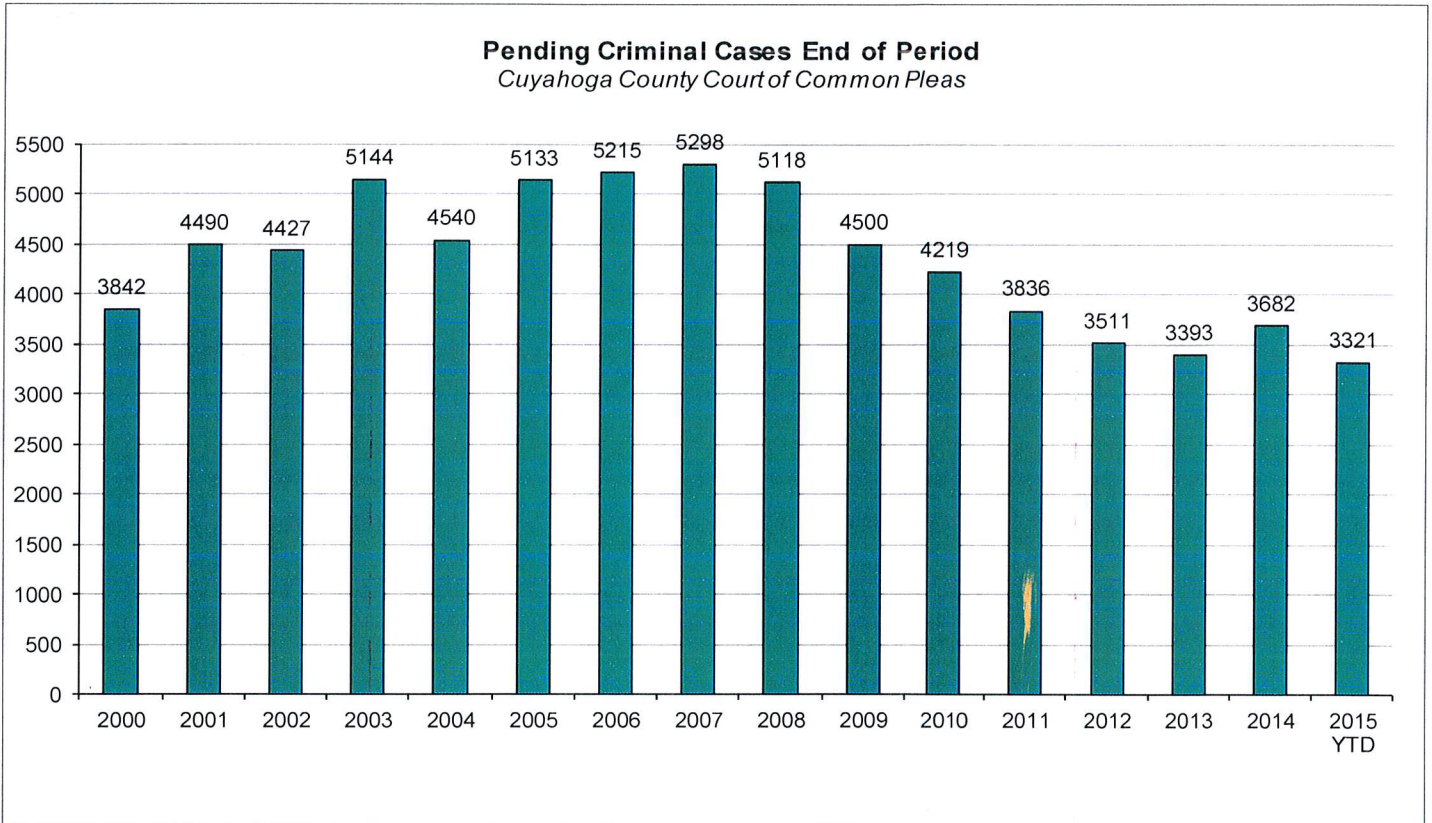
Yearly Criminal Terminations

The following chart represents cases that have been terminated by the court from 2000 – November 2015. These cases have been terminated either by trial; plea, dismissal or a defendant is unavailable for trial or sentencing.



Pending Criminal Cases End of Period

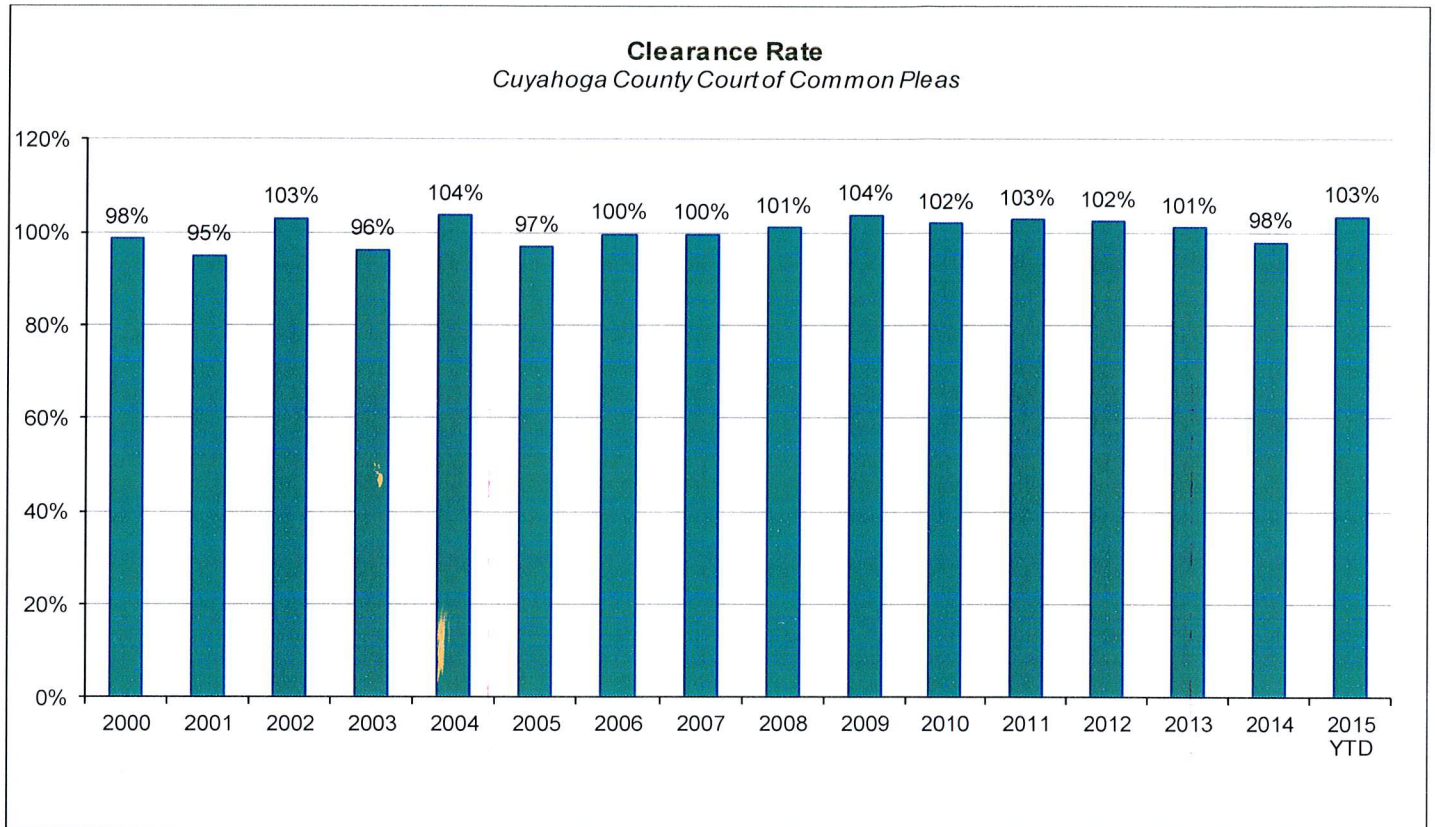
The following chart represents the total number of cases pending at the end of the reporting period from 2000 – November 2015. Pending criminal cases at the end of the period is determined by adding the total number of pending cases at the beginning of the reporting period, and all newly filed, re-activated and transferred in cases. The total number of cases terminated in the period is subtracted from the sum total pending at the beginning of the period to give the value pending at the end of the period.



CUYAHOGA COUNTY COMMON PLEAS COURT

Clearance Rate

The Clearance Rate is the total number of outgoing cases as a percentage of the number of incoming cases. Clearance rate measures whether the court is keeping up with its incoming caseload. If cases are not disposed in a timely manner, a backlog of cases awaiting disposition will grow. A Clearance Rate of 100% indicates that at least as many cases have been filed, reopened, or reactivated in a period have been disposed.



Arrest to Disposition Timeline

Arrest to disposition timeline is a method to measure how felony cases flow through the Cuyahoga County Criminal Justice System. By capturing how long a case takes to move from stage to stage, we can examine where problems may exist and where potential improvements in case processing can be made.

The source data was extracted from the Cuyahoga County Court of Common Pleas Case Management System. The overall population of sample data was based on cases terminated in a given month excluding cases that have gone through diversion programs. A case is defined as a defendant and all charges involved in a single incident. The period for the extracted data is from November 2015.

The stages examined were:

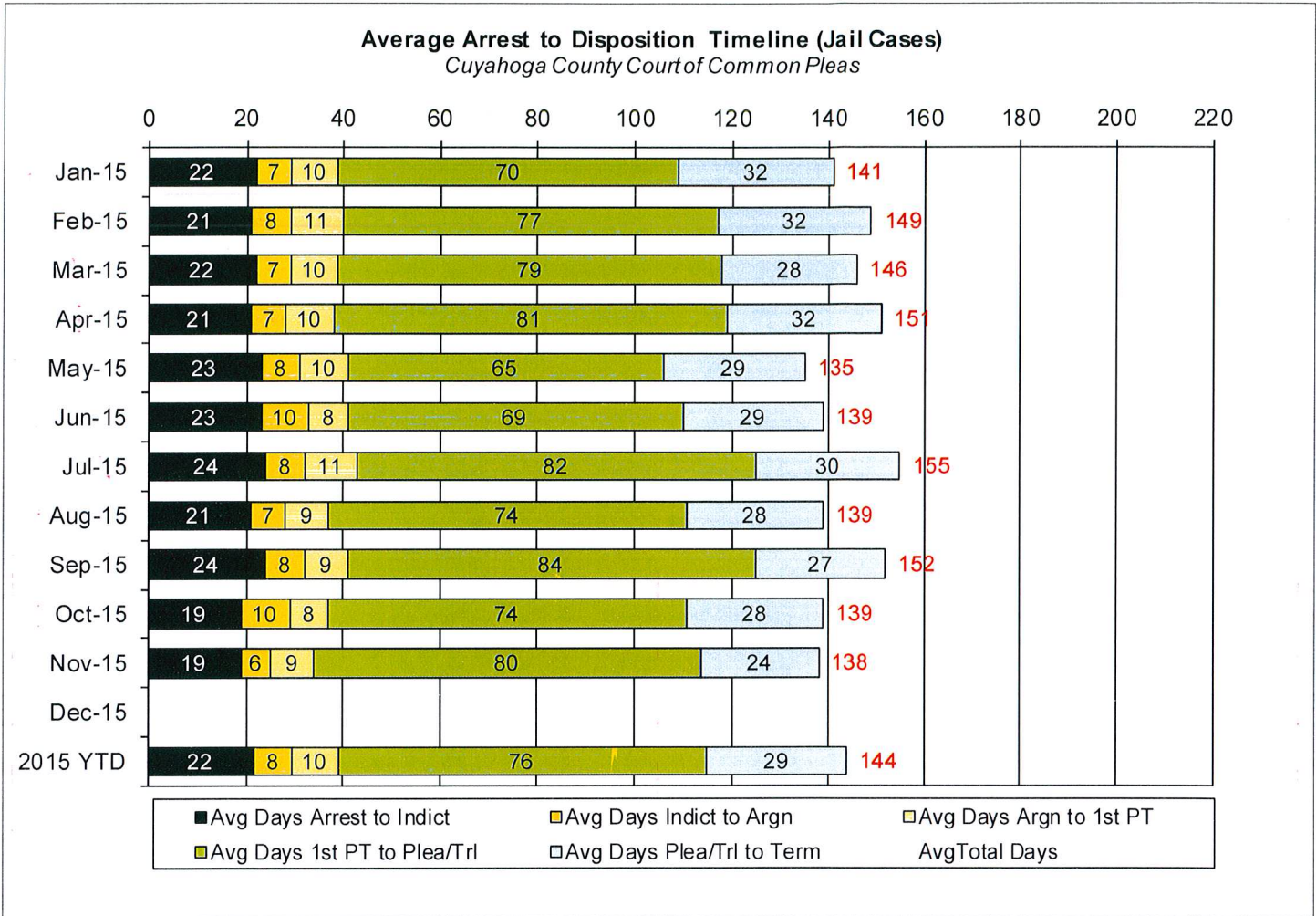
Arrest to Indictment
Indictment to Arraignment
Arraignment to 1st Pre-Trial
1st Pre-Trial to Plea/Trial
Plea/Trial to Termination

Due to the fact that each case may or may not have all of the stage date elements, a method to arrive at stage averages was applied. For a case to be included in the average for a stage there would need to be both dates for the given stage. A case would be included in the Arrest to Indictment stage if both arrest date and indictment date were available. This method was applied to each of the five stages. Next we calculated the total number of cases that met the date criteria for each of the ranges and also the total number of days between each date. To arrive at an average, the total number of days for each case in each range was calculated and divided by the total number of cases that met the date criteria. If a case had a time period or periods where the defendant was capiased or referred to the Psych Clinic, that amount of time was subtracted from the appropriate range. For re-indicted cases, the original arrest date is used.

The following three charts are for Jail, Non-Jail and combined Jail and Non-Jail cases. Jail and Non-Jail cases are defined by the posting of bond prior to plea or trial.

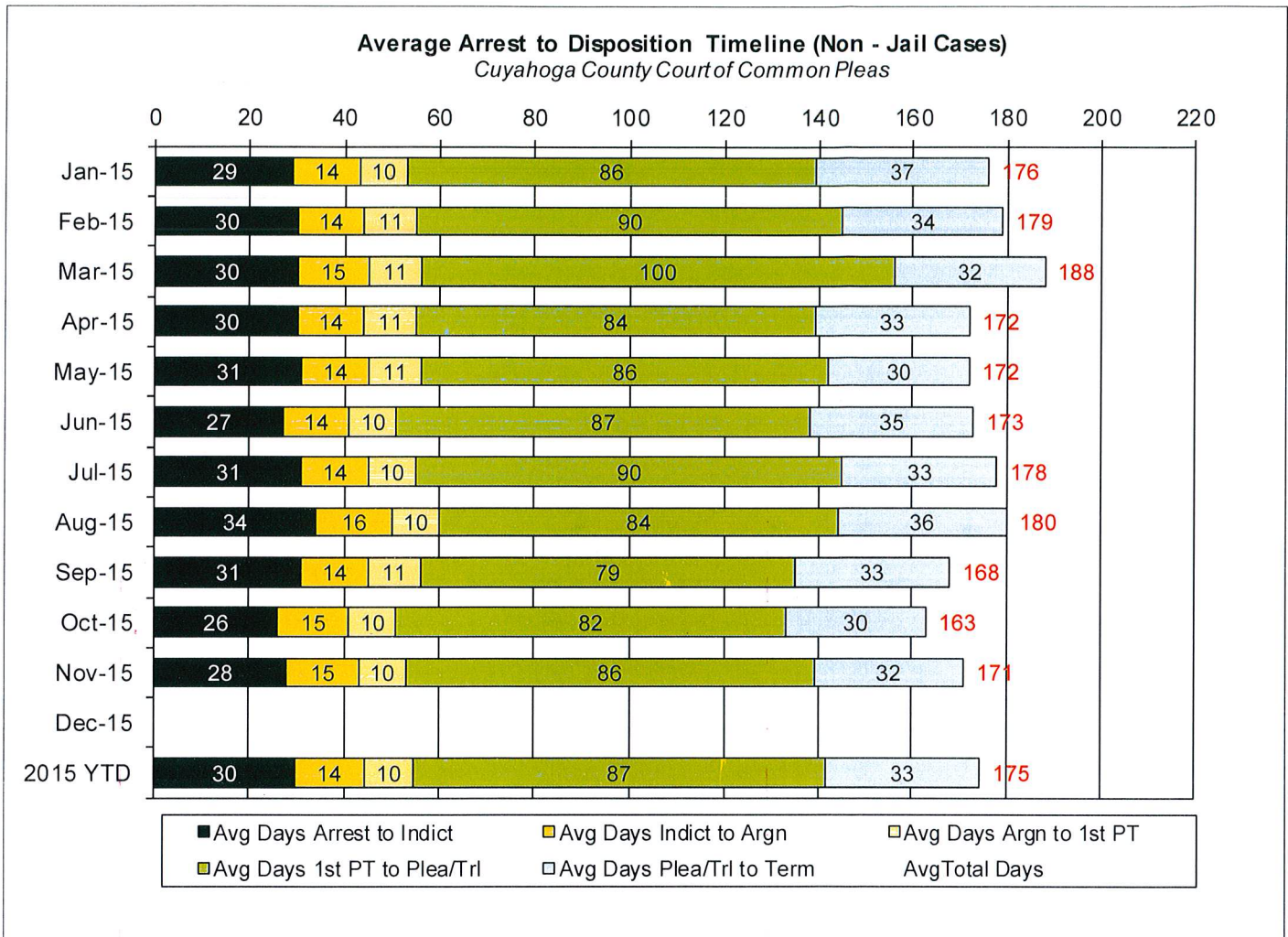
CUYAHOGA COUNTY COMMON PLEAS COURT

Average Arrest to Disposition Timeline (Jail Cases)



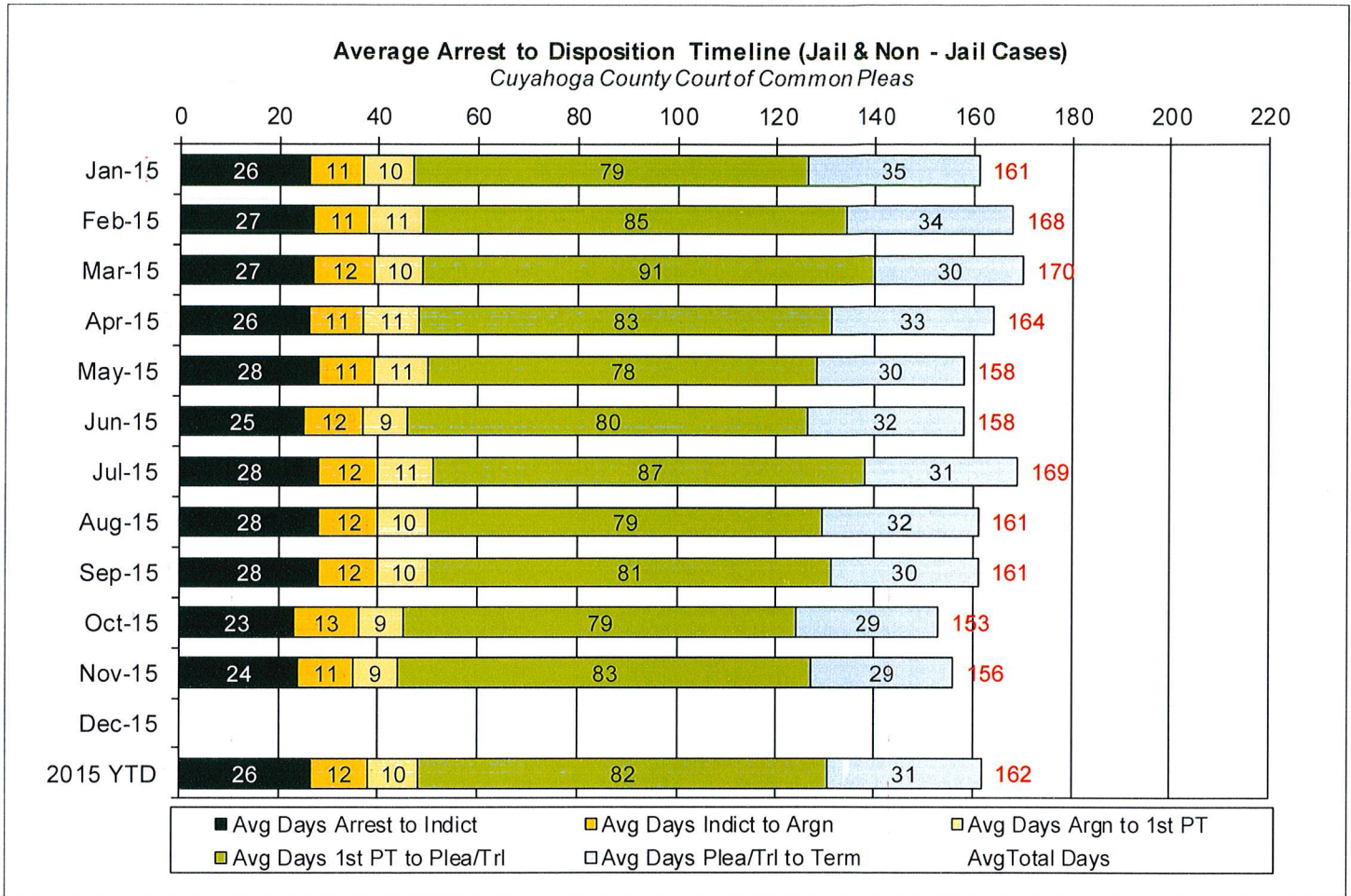
CUYAHOGA COUNTY COMMON PLEAS COURT

Average Arrest to Disposition Timeline (Non-Jail Cases)



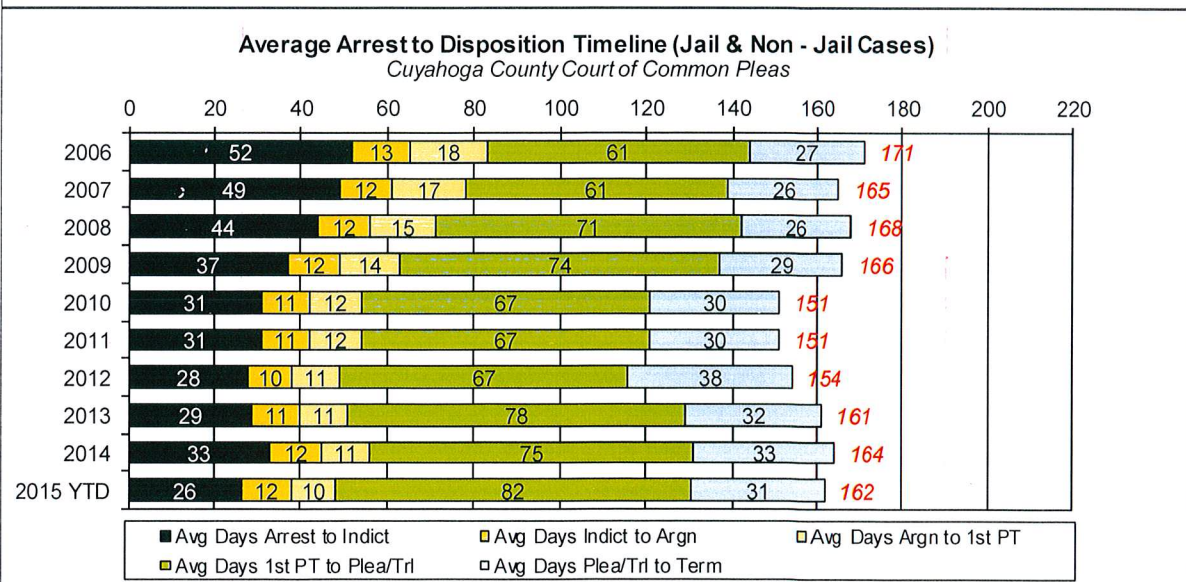
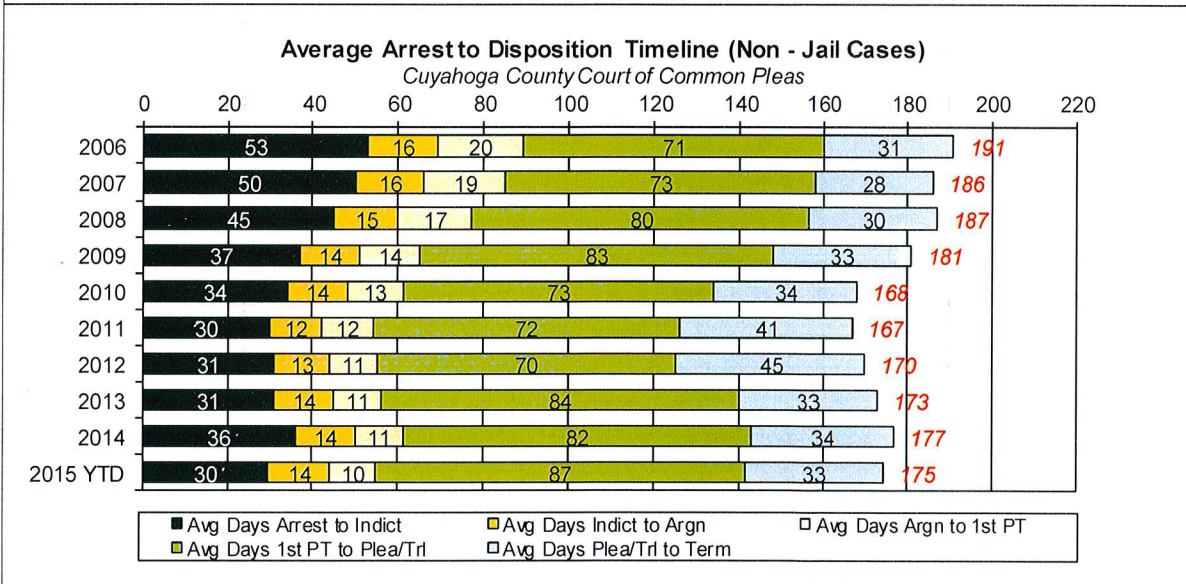
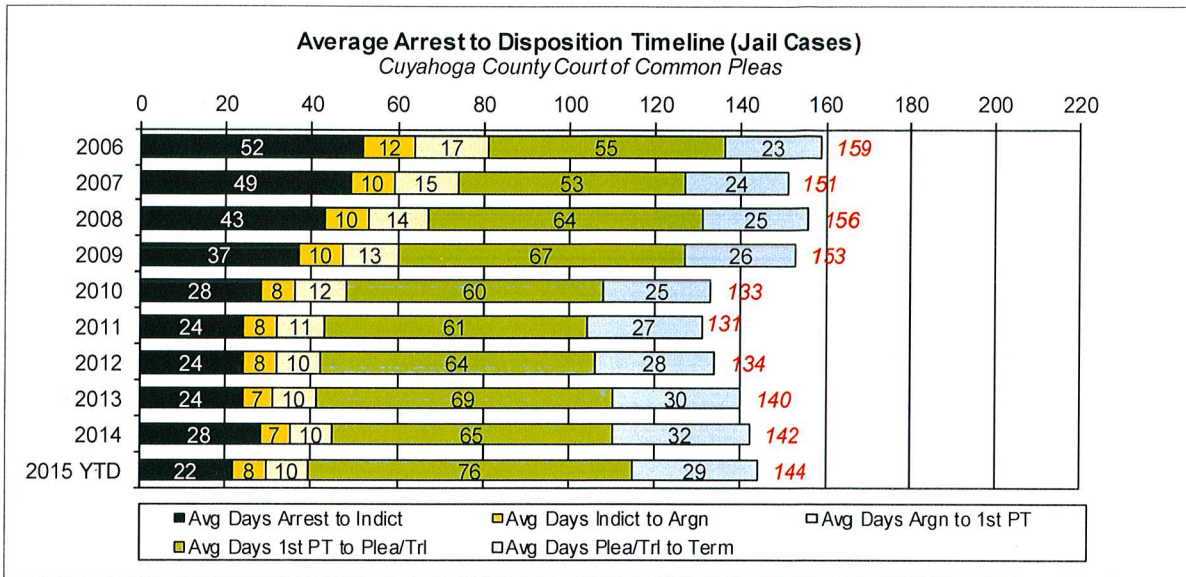
CUYAHOGA COUNTY COMMON PLEAS COURT

Average Arrest to Disposition Timeline (Jail and Non-Jail Cases)



CUYAHOGA COUNTY COMMON PLEAS COURT

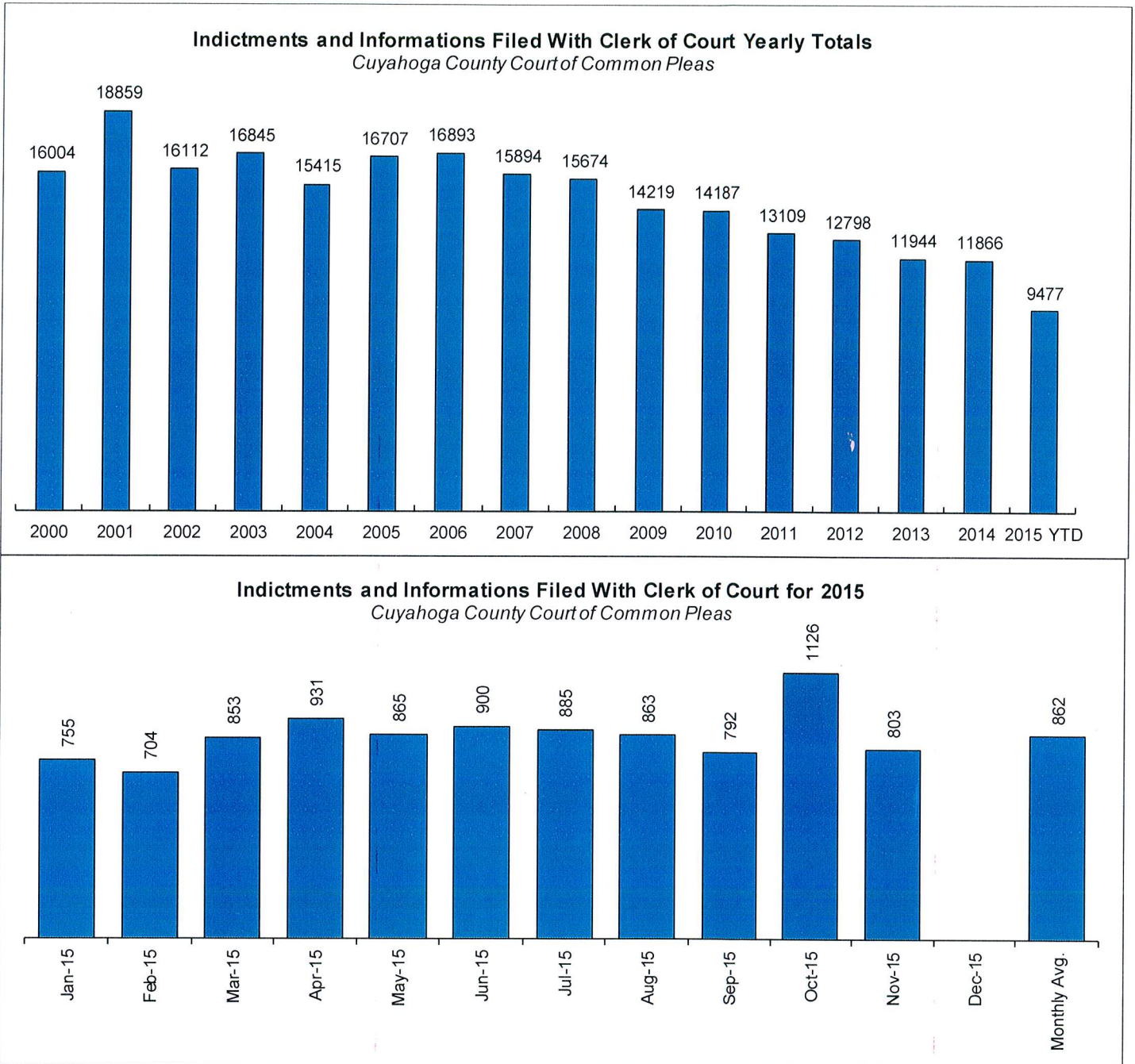
Yearly Average Arrest to Disposition Timeline



CUYAHOGA COUNTY COMMON PLEAS COURT

Indictments and Informations Filed With the Clerk of Courts

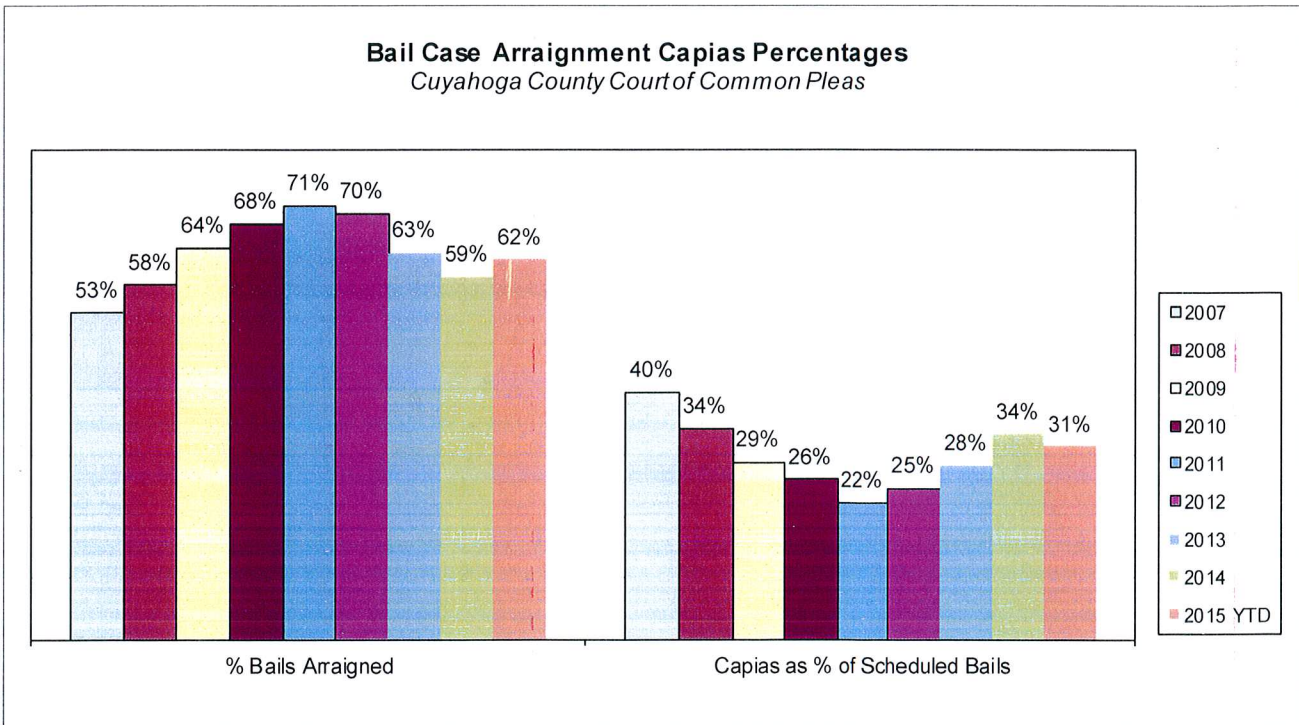
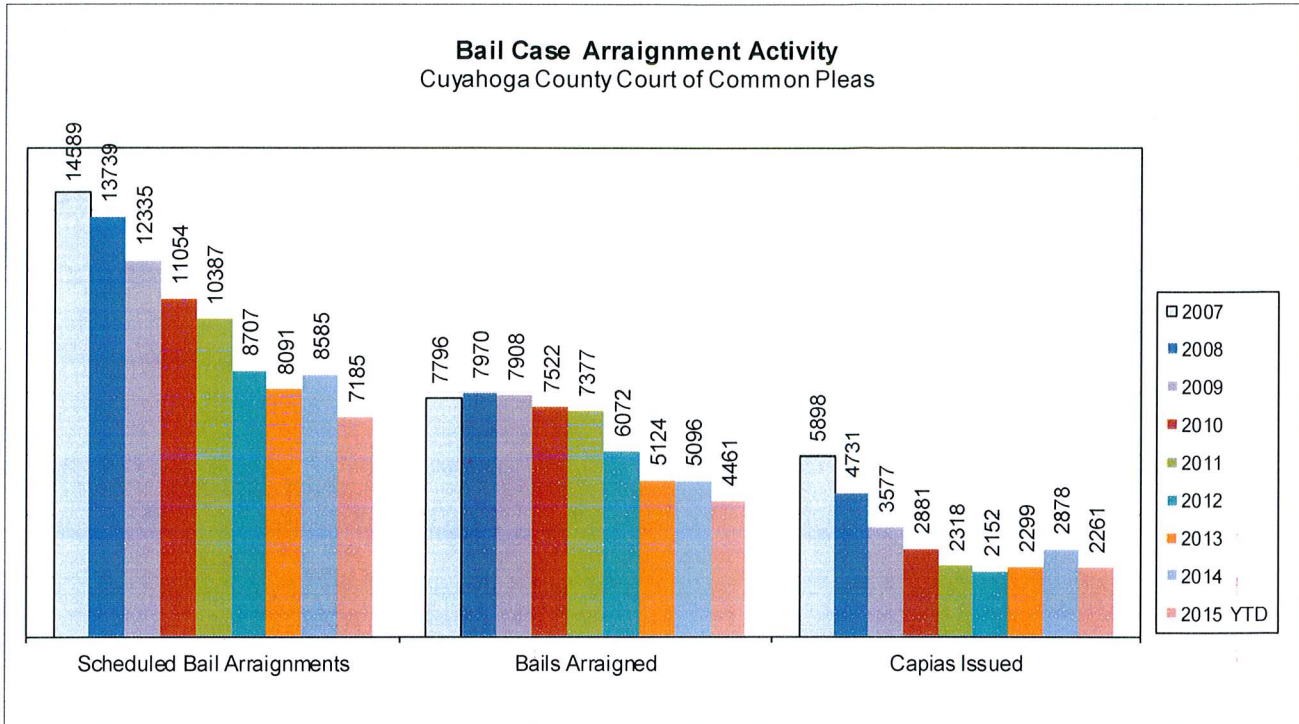
The following charts are reflective of Indictments and Informations filed with the Criminal Clerk of Courts from 2000. The source for this information was the Criminal Clerk's Office.



CUYAHOGA COUNTY COMMON PLEAS COURT

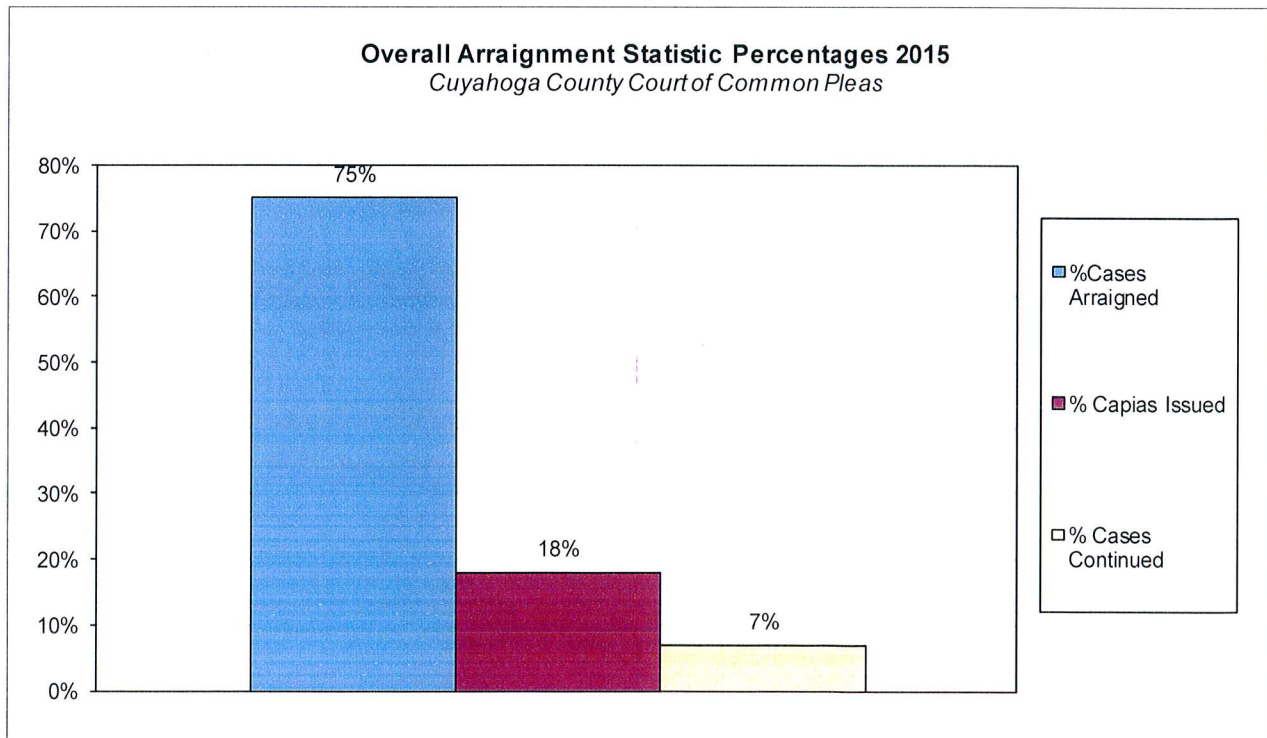
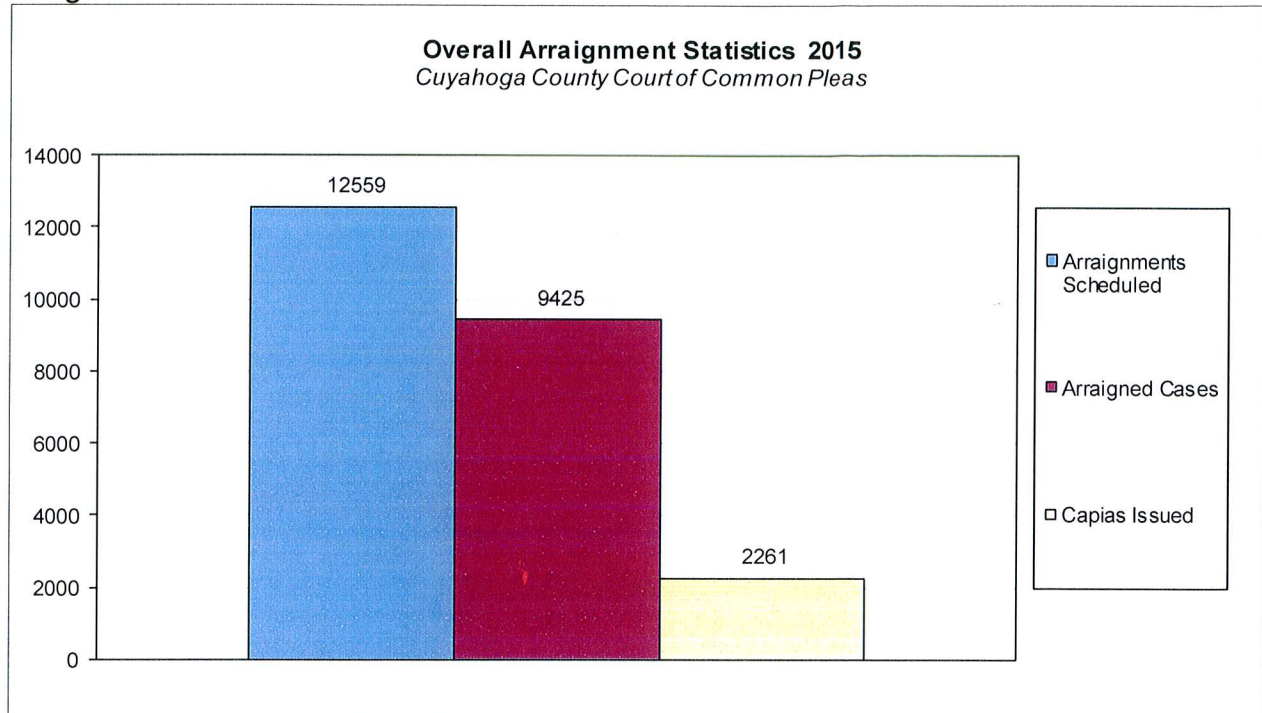
Bail Case Arraignment Activity

The following charts are reflective of arraignment activity where the defendant was not incarcerated at the time of arraignment. The source for this information was the Criminal Records Department.



Overall Arraignment Statistics

The arraignment statistics were provided by the Criminal Records Department. They are provided to give a representation of arraignment activity in the Court in 2015. These statistics include jail and non – jail arraignments.



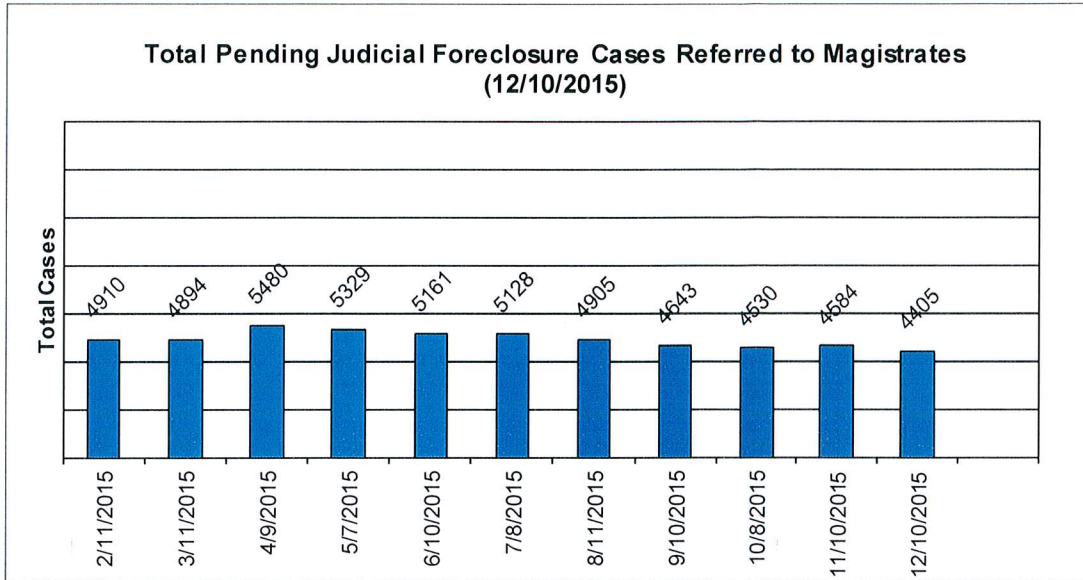
Judicial Foreclosure Statistics

¹ For clarification purposes, Foreclosure cases in this report are identified as Judicial Foreclosure filings (filing codes 1460 (Foreclosure Marsh. Of Lien), 1465(Tax Lien), 1466 (Tax Certificate), 1470 (Quiet Title), and 1480 (Partition)). These cases are different from Board of Revision Foreclosures, which are not reported here.

CUYAHOGA COUNTY COMMON PLEAS COURT

Total Pending Judicial Foreclosure Cases Referred to Magistrates

The following chart is a display of the total number of pending Judicial Foreclosure cases referred to the Magistrates on specific dates. The table below shows the number of these cases pending from each year since 2000.




	As of:	2/11/2015	3/11/2015	4/9/2015	5/7/2015	6/10/2015	7/8/2015	8/11/2015	9/10/2015	10/8/2015	11/10/2015	12/10/2015
Year												
2000		0	0	0	0	0	0	0	0	0	0	0
2001		0	0	0	0	0	0	0	0	0	0	0
2002		1	1	0	0	0	0	0	0	0	0	0
2003		2	2	2	2	2	2	2	2	2	2	2
2004		0	0	0	0	0	0	0	0	0	0	0
2005		0	0	0	0	0	0	0	0	0	0	0
2006		1	1	0	0	0	0	0	0	0	0	0
2007		5	3	2	1	1	1	1	0	0	0	0
2008		4	4	4	3	3	3	2	2	2	2	2
2009		9	10	6	6	6	6	7	6	6	5	5
2010		19	16	15	14	14	11	11	8	6	7	6
2011		42	41	32	33	32	29	23	13	11	11	11
2012		145	136	114	99	90	83	74	63	53	50	49
2013		547	454	390	341	295	268	224	193	167	151	128
2014		3532	3182	2729	2320	1898	1673	1354	1115	949	810	676
2015		603	1044	2186	2510	2820	3052	3207	3241	3334	3546	3526
Total		4910	4894	5480	5329	5161	5128	4905	4643	4530	4584	4405

CUYAHOGA COUNTY COMMON PLEAS COURT

Total Pending Tax Lien & Certificate Cases Referred to Magistrates

The following chart is a display of the number of pending tax Judicial Foreclosure cases referred to the Magistrates on specific dates. The table below shows the number of pending tax Judicial Foreclosure cases in each year since 2000.




	As of:	2/11/2015	3/11/2015	4/9/2015	5/7/2015	6/10/2015	7/8/2015	8/11/2015	9/10/2015	10/8/2015	11/10/2015	12/10/2015
Year												
2000		0	0	0	0	0	0	0	0	0	0	0
2001		0	0	0	0	0	0	0	0	0	0	0
2002		1	1	0	0	0	0	0	0	0	0	0
2003		0	0	0	0	0	0	0	0	0	0	0
2004		0	0	0	0	0	0	0	0	0	0	0
2005		0	0	0	0	0	0	0	0	0	0	0
2006		1	1	0	0	0	0	0	0	0	0	0
2007		2	2	1	1	1	1	1	0	0	0	0
2008		0	1	0	0	0	0	0	0	0	0	0
2009		6	6	2	2	1	1	1	0	0	0	1
2010		3	2	2	2	2	2	2	1	0	0	0
2011		19	19	17	17	16	14	11	2	1	1	0
2012		35	34	26	23	21	19	19	12	9	9	8
2013		170	135	115	101	88	75	63	49	38	34	25
2014		827	764	665	557	432	363	287	223	188	163	139
2015		71	127	922	918	926	944	922	846	815	897	919
Total		1135	1092	1750	1621	1487	1419	1306	1133	1051	1104	1092

CUYAHOGA COUNTY COMMON PLEAS COURT

Percentage of Pending Judicial Foreclosure Cases By Filing Year

The following chart is a representation of the total number of pending Judicial Foreclosure cases by filing year expressed as a percentage on a specific date. The table below is the supporting data for this chart.

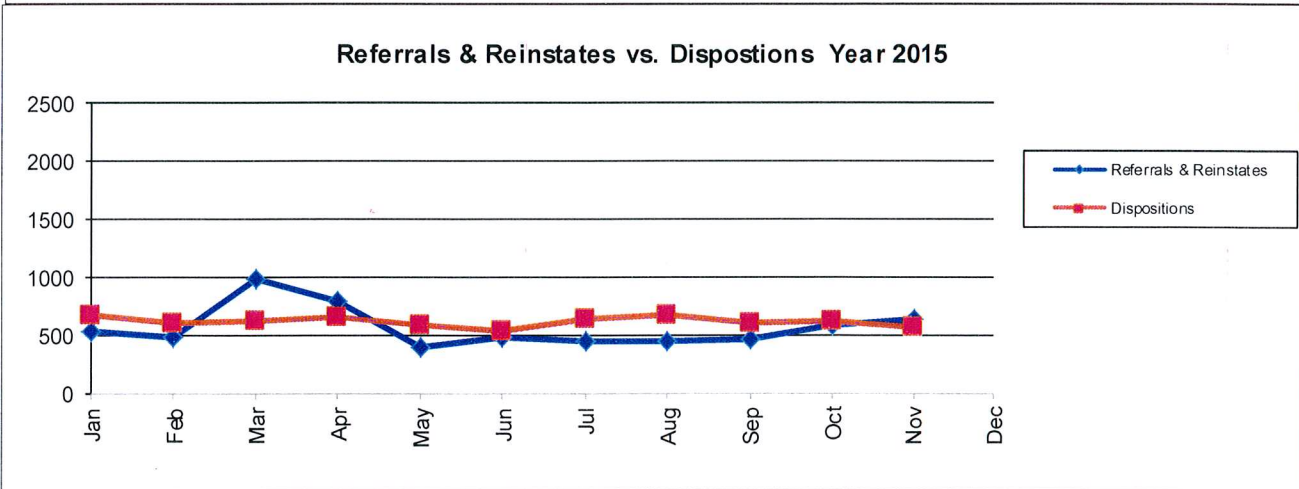
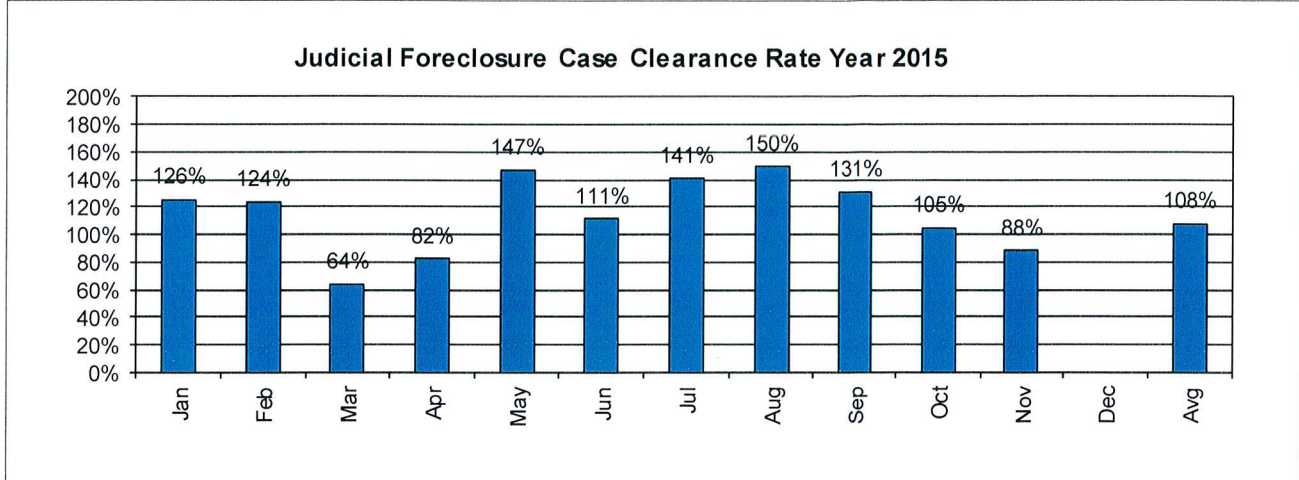


Year	As of:	12/10/2015	% of Total
2000		0	0.00%
2001		0	0.00%
2002		0	0.00%
2003		2	0.05%
2004		0	0.00%
2005		0	0.00%
2006		0	0.00%
2007		0	0.00%
2008		2	0.05%
2009		5	0.11%
2010		6	0.14%
2011		11	0.25%
2012		49	1.11%
2013		128	2.91%
2014		676	15.35%
2015		3526	80.05%
Total		4405	100.00%

CUYAHOGA COUNTY COMMON PLEAS COURT

Judicial Foreclosure Clearance Rate Year 2015

The Clearance Rate is the number of outgoing cases as a percentage of the number of incoming cases. Clearance rate measures whether the court is keeping up with its incoming caseload. If cases are not disposed in a timely manner, a backlog of cases awaiting disposition will grow. A Clearance Rate of 100% indicates that at least as many cases as have been filed, reopened, or reactivated in a period have been disposed.

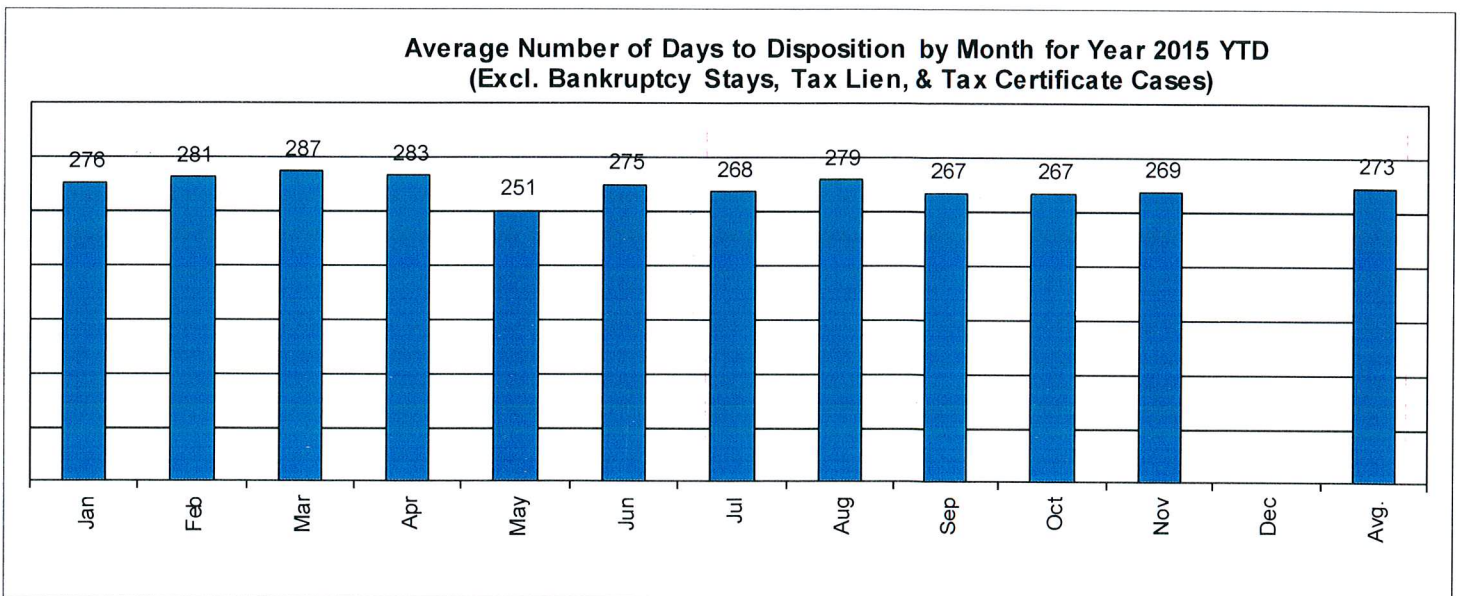
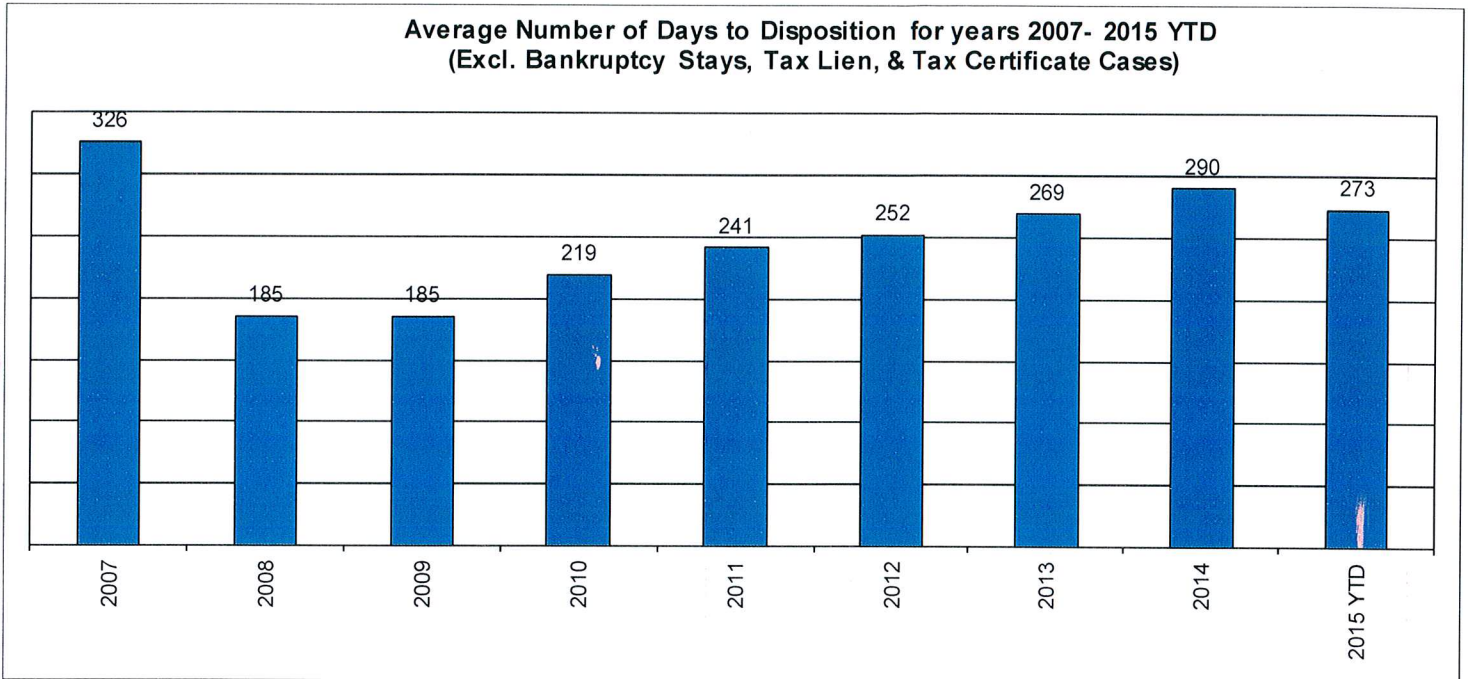


	Referrals & Reinstates	Dispositions	Clearance Rate
Jan	532	668	126%
Feb	483	598	124%
Mar	981	628	64%
Apr	790	649	82%
May	397	583	147%
Jun	488	543	111%
Jul	456	642	141%
Aug	453	678	150%
Sep	466	610	131%
Oct	589	618	105%
Nov	638	562	88%
Dec			
Avg	570	616	108%
Total	6273	6779	

CUYAHOGA COUNTY COMMON PLEAS COURT

Avg. Number of Days to Disp. (Excl. Bank. Stays & Tax Lien & Tax Cert.)

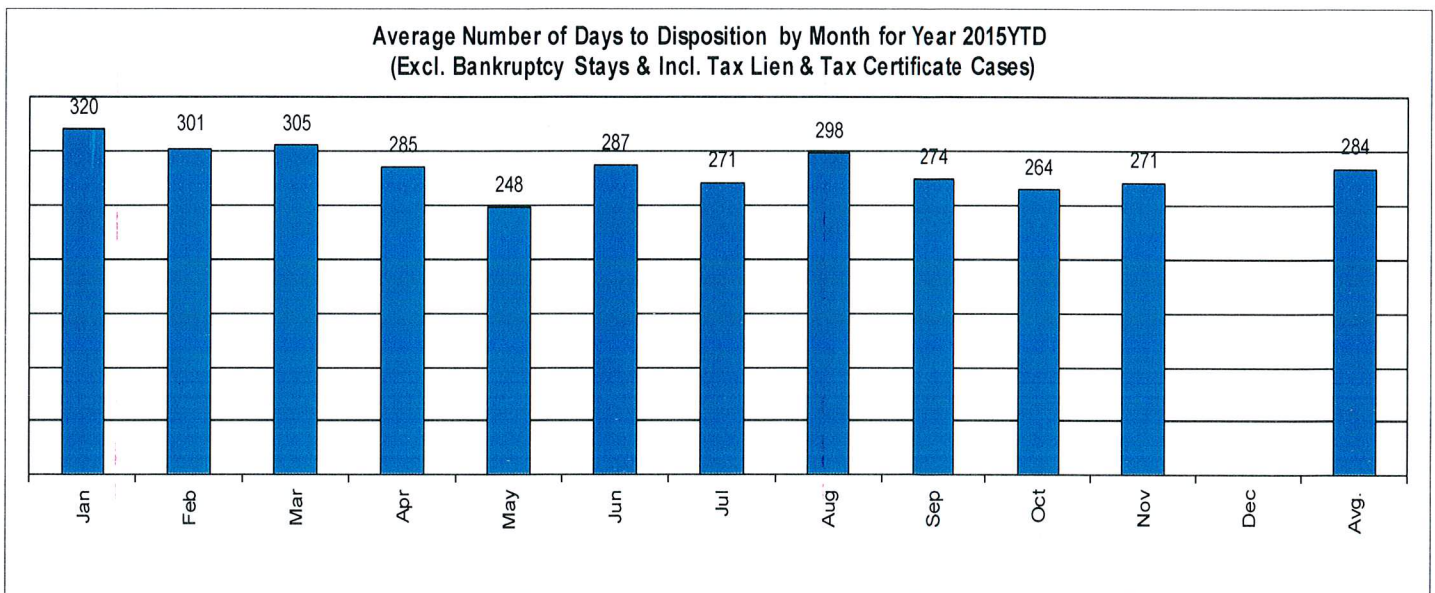
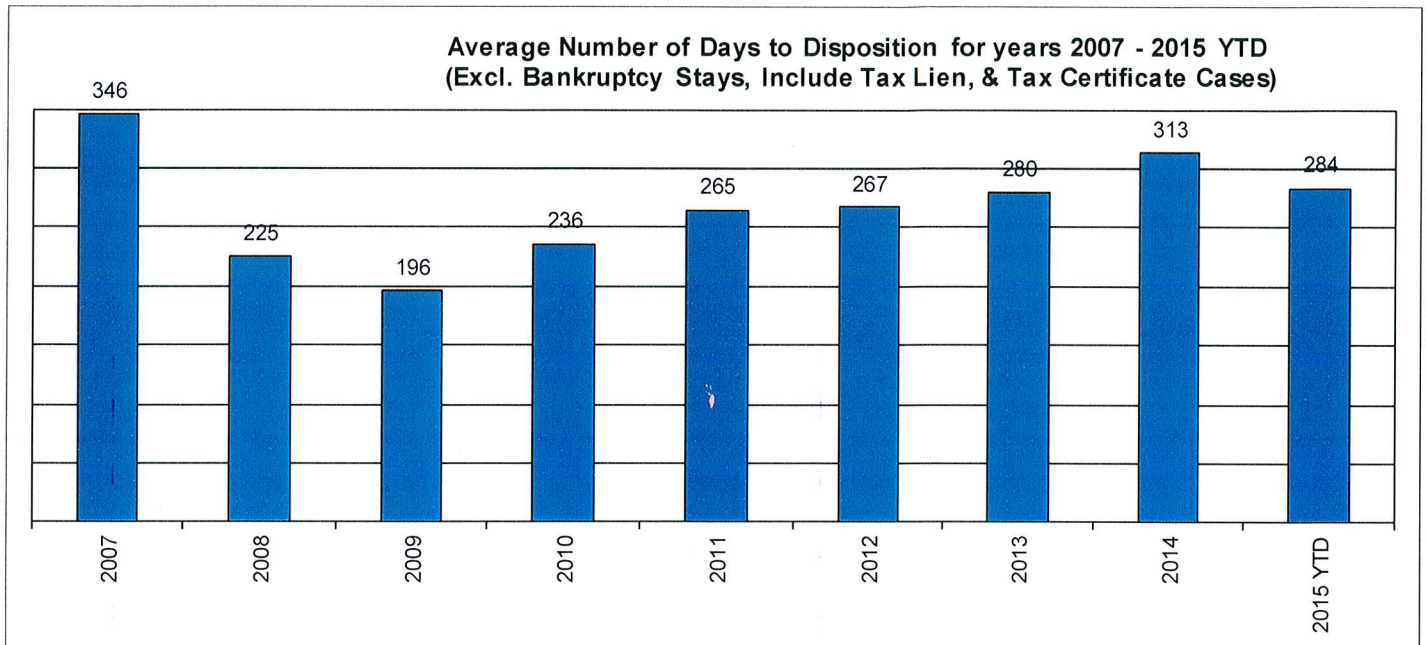
The average number of days to disposition is the number of days from filing to a final disposition entry being filed with the Clerk of Court. The data sample is based on all judicial foreclosure cases terminated by decree or dismissal (cases terminated by bankruptcy are not included) in a month. Each case is examined to determine the number of days between filing and termination with the periods that a case may have been in bankruptcy subtracted. Adding the total days of all of the cases minus bankruptcy periods and dividing by the total number of cases calculates the average. In the following chart, tax judicial foreclosure cases are excluded.



CUYAHOGA COUNTY COMMON PLEAS COURT

Avg. Number of Days to Disp. (Excl. Bank. Stays & Incl. Tax Lien & Tax Cert.)

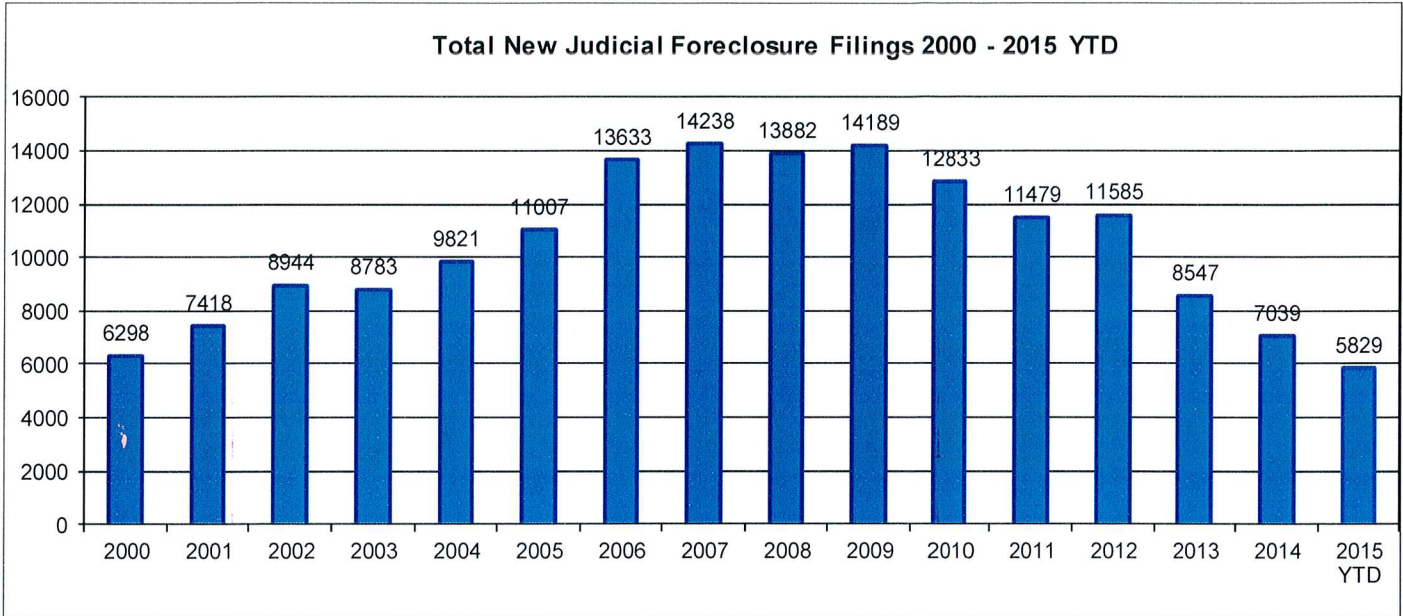
The average number of days to disposition is the number of days from filing to a final disposition entry being filed with the Clerk of Court. The data sample is based on all Judicial Foreclosure cases terminated by decree or dismissal (cases terminated by bankruptcy are not included) in a month. Each case is examined to determine the number of days between filing and termination with the periods that a case may have been in bankruptcy subtracted. Adding the total days of all of the cases minus bankruptcy periods and dividing by the total number of cases calculates the average. In the following chart, all types of Judicial Foreclosure cases are included.



Total New Judicial Foreclosure Filings

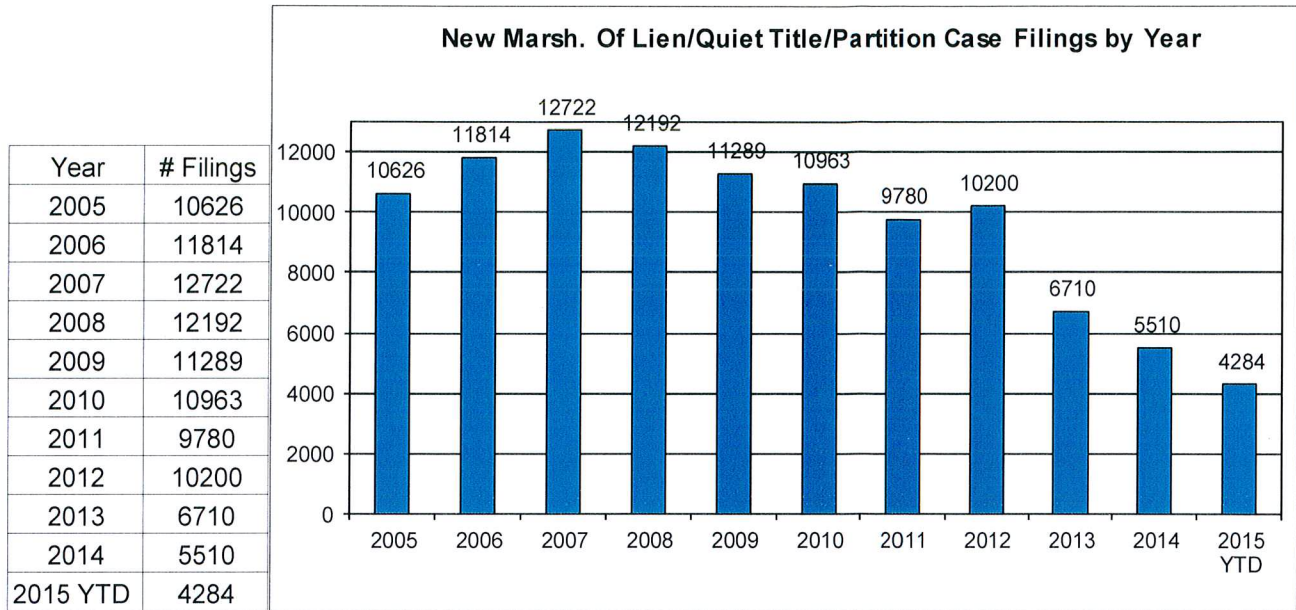
The following charts are provided as a historical view of new judicial foreclosure filings.

1. Total New Judicial Foreclosure Filings from 2000 – 2015 by year
2. Total New Marsh of Lien/Quiet Title/Partition Filings from 2005 – 2015 by month
3. Total New Tax Lien & Tax Certificate Filings for 2005 – 2015 by month
4. Total New Judicial Foreclosure Filings from 2005 – 2015 by month

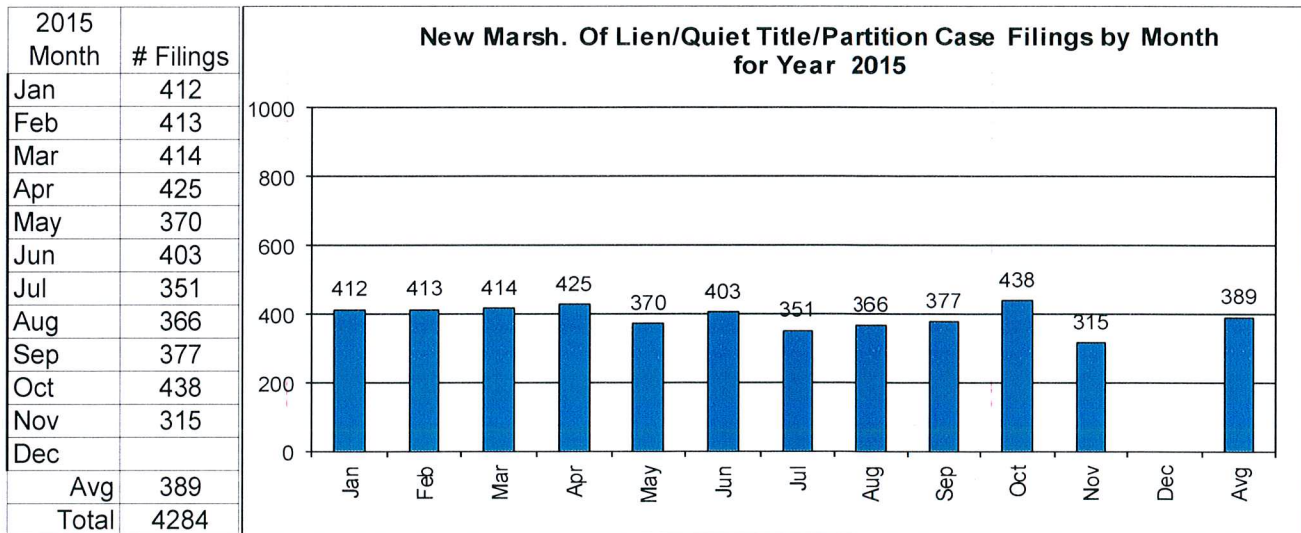


CUYAHOGA COUNTY COMMON PLEAS COURT

New Marsh of Lien/Quiet Title/Partition Case Filings for Years 2005 – 2015 YTD

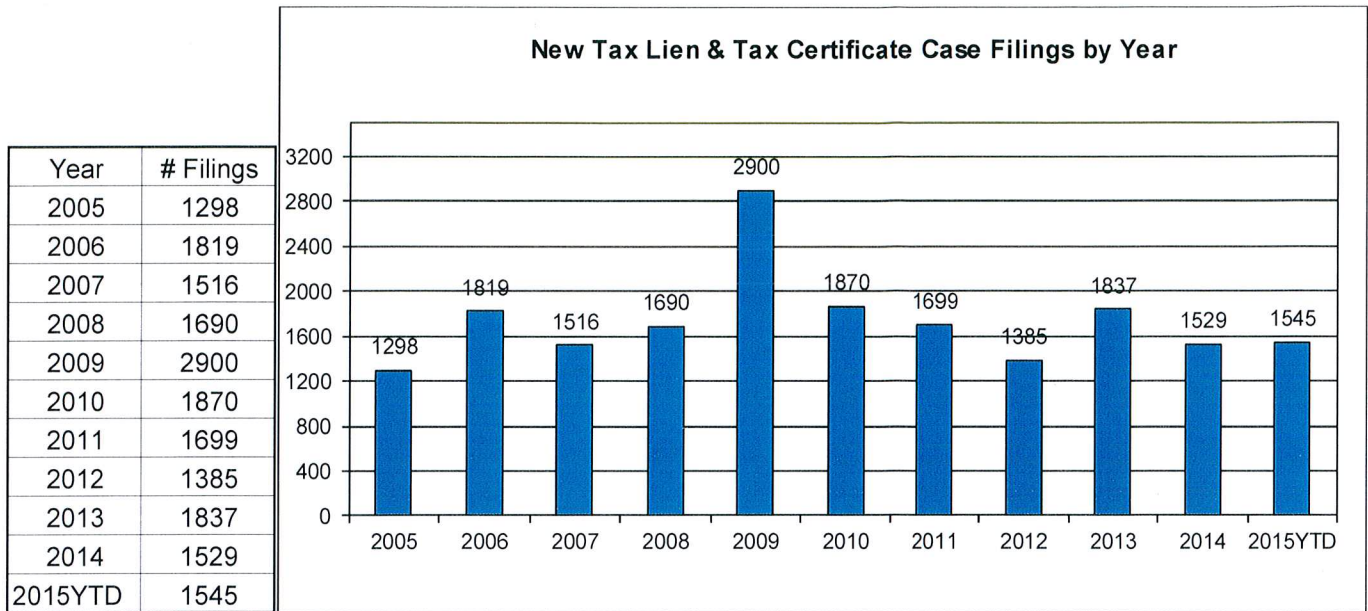


New Marsh of Lien/Quiet Title/Partition Case Filings by month for 2015 YTD

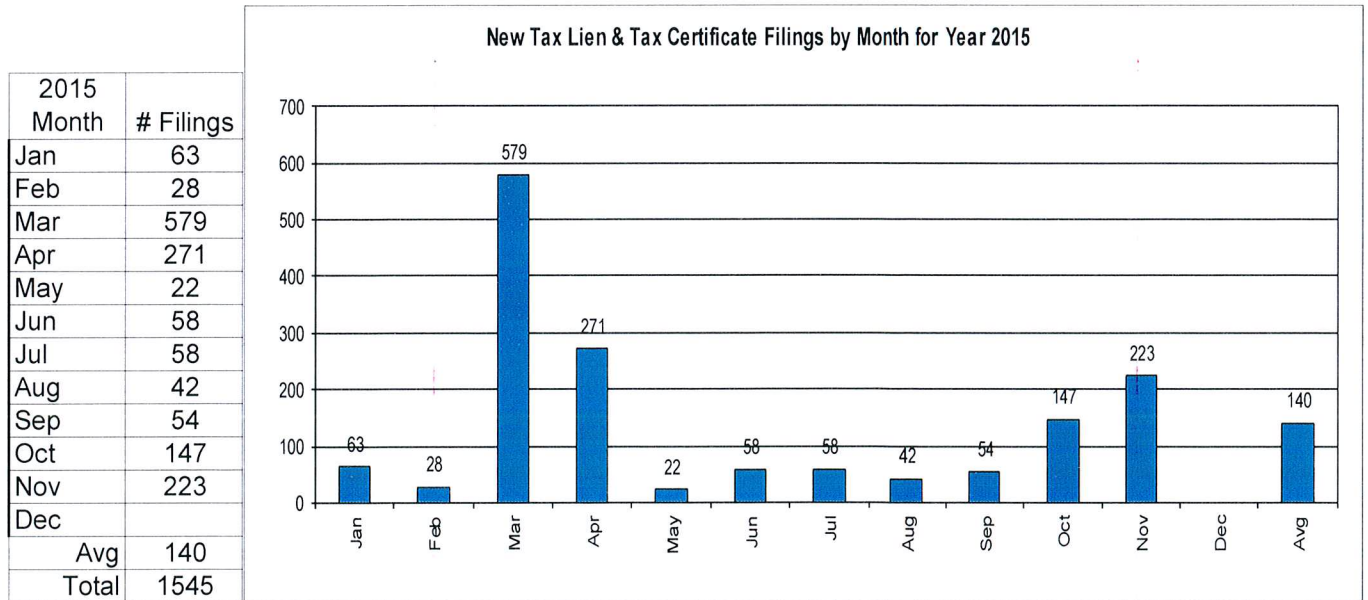


CUYAHOGA COUNTY COMMON PLEAS COURT

New Tax Lien & Certificate Filings for Years 2005 – 2015 YTD



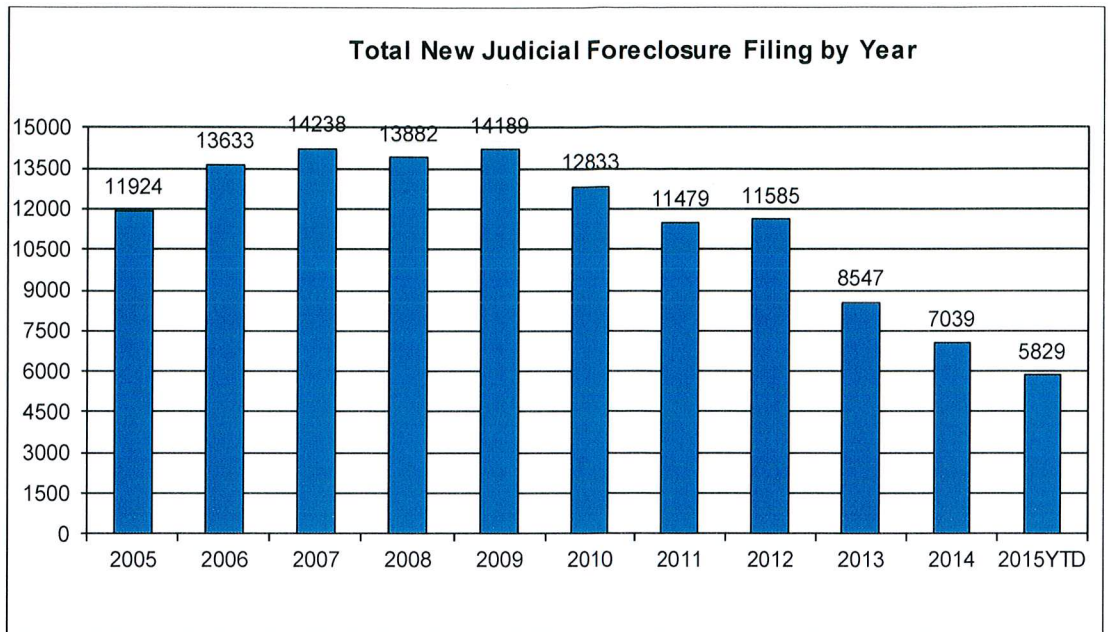
New Tax Lien & Certificate Filings by Month for Year 2015 YTD



CUYAHOGA COUNTY COMMON PLEAS COURT

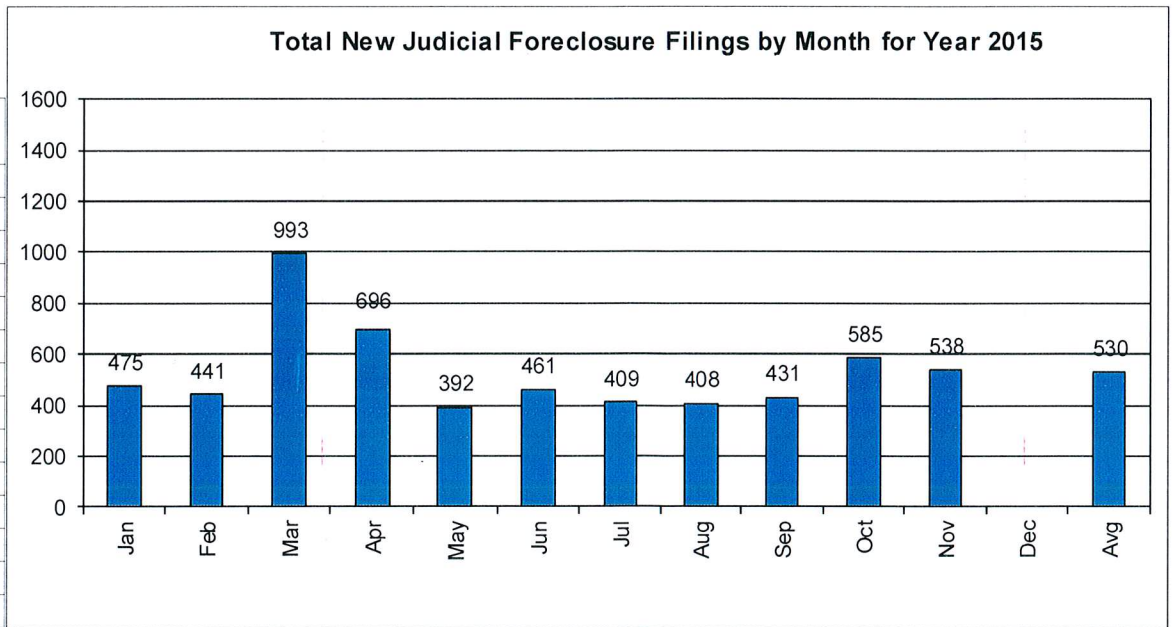
Total New Judicial Foreclosure Filings Years 2005 – 2015 YTD

Year	# Filings
2005	11924
2006	13633
2007	14238
2008	13882
2009	14189
2010	12833
2011	11479
2012	11585
2013	8547
2014	7039
2015 YTD	5829



Total New Judicial Foreclosure Filings by Month for Year 2015 YTD

2015 Month	# Filings
Jan	475
Feb	441
Mar	993
Apr	696
May	392
Jun	461
Jul	409
Aug	408
Sep	431
Oct	585
Nov	538
Dec	
Avg	530
Total	5829



Magistrate's Monthly Reports

The Magistrates' Monthly Report consists of 5 reports. Below is a description of each.

Magistrate's Monthly Supplemental Journal Entry Report (R415)

Retrieves total number of supplemental entries and Decrees of Confirmation of Sheriff's sale created during a specific period. A supplemental entry is any journal created by a magistrate, which does not close out a case. For example, any magistrate's order (MG) setting a hearing, any journal entry (JE) ruling on a motion, journals confirming Sheriff's sales, etc.).

Magistrate's Full Disposition Count by Magistrate Report (R413)

Retrieves total number of cases disposed of during a specific period. The dispositions are grouped by Magistrate and then broken down by the type of disposition (i. e. Default, Dismissed with Prejudice, Dismissed without Prejudice, etc.) This report can be printed three different ways. Including tax cases (Full Dispositions), excluding tax cases (Non-Tax Dispositions), and Tax cases only (Tax Dispositions).

Magistrate's Monthly Cases Referred/Reinstated Report (R418)

Retrieves newly filed cases referred to the Magistrates Dept. and cases previously disposed by the Magistrates Dept. that are reinstated and re-referred to the magistrates. The cases are separated by Tax (filing code 1465; Tax Judicial Foreclosure & 1466; Tax Certificate Judicial Foreclosure) and Non-Tax (1460; Judicial Foreclosure Marsh. Of Lien, 1480; Partition, 1470; Quiet Title, misc. (i. e. 1391; Contract Other, etc.).

Magistrate's Monthly Hearing Totals Report (R3146)

Retrieves total number of hearings held during one month. The hearings are grouped by Magistrate and then broken down by what type hearing was held (i. e. Default, Pretrial, etc.).

Magistrate's Monthly Case Load Report (R3147)

Retrieves individual caseload totals for individual magistrates during a specific period. The cases are grouped by magistrate and then broken down by case type (i. e. tax judicial foreclosure, tax certificate judicial foreclosure and non-tax judicial foreclosure).

CUYAHOGA COUNTY COURT OF COMMON PLEAS

DATE: 12/10/2015
TIME: 8:00 AM

OFFICE OF THE MAGISTRATES
MAGISTRATE'S MONTHLY SUPPLEMENTALS BY CASE
REPORTING PERIOD: NOVEMBER 2015

PAGE: 1
CMSR415D

SUPPLEMENTALS

AUGUSTYN	149
BAKER	202
BUCHA	173
DYKE	184
GAUNTNER	0
GONZALEZ	180
HIPPLEY	173
JACKSON A	253
JACKSON J	146
KLEIN	202
LUCAS	195
OLSZTYN	291
VOZAR	235
WEISS	364
UNACCOUNTED FOR	0

TOTAL 2747

CONFIRMATIONS

TOTAL 11

CUYAHOGA COUNTY COURT OF COMMON PLEAS

OFFICE OF THE MAGISTRATES

Full Disposition Count by Magistrate

REPORTING PERIOD: FROM 11/01/2015 TO 11/30/2015

DATE: 12/10/2015

TIME: 8:07 AM

PAGE: 1

CMSR413

MagID	Dispose Type	Tax Cert.	Tax Treas.	Total
KCA				
	Bank	0	0	1
	Def	4	0	16
	Dism	0	1	13
	Ref. Vacate	0	0	0
	Court Trial	0	0	0
	Other	1	2	5
	<u>MAG'S TOTAL</u>	5	3	<u>35</u>

Decrees	376
Defaults	280
Other	96
Court Trial	0
Dismissals	153
Bankruptcy	33
Ref. Vacated	0
Grand Total	562

GDB				
	Bank	0	0	1
	Def	8	0	27
	Dism	2	2	13
	Ref. Vacate	0	0	0
	Court Trial	0	0	0
	Other	1	0	4
	<u>MAG'S TOTAL</u>	11	2	<u>45</u>

SMB				
	Bank	0	0	0
	Def	3	0	13
	Dism	1	0	6
	Ref. Vacate	0	0	0
	Court Trial	0	0	0
	Other	2	2	11
	<u>MAG'S TOTAL</u>	6	2	<u>30</u>

JTD				
	Bank	1	0	3
	Def	6	0	16
	Dism	2	0	14
	Ref. Vacate	0	0	0
	Court Trial	0	0	0
	Other	2	2	10
	<u>MAG'S TOTAL</u>	11	2	<u>43</u>

TG				
	Bank	1	0	1
	Def	8	0	30
	Dism	1	0	11
	Ref. Vacate	0	0	0
	Court Trial	0	0	0
	Other	2	1	8
	<u>MAG'S TOTAL</u>	12	1	<u>50</u>

KH				
	Bank	0	0	6
	Def	5	1	26
	Dism	2	0	14
	Ref. Vacate	0	0	0
	Court Trial	0	0	0
	Other	4	0	9
	<u>MAG'S TOTAL</u>	11	1	<u>55</u>

ARJ				
	Bank	0	0	2
	Def	8	0	16
	Dism	1	0	13
	Ref. Vacate	0	0	0
	Court Trial	0	0	0
	Other	5	3	9
	<u>MAG'S TOTAL</u>	14	3	<u>40</u>

JLJ				
	Bank	0	0	6
	Def	5	0	21

DATE: 12/10/2015
TIME: 8:07 AM

CUYAHOGA COUNTY COURT OF COMMON PLEAS
OFFICE OF THE MAGISTRATES
Full Disposition Count by Magistrate
REPORTING PERIOD: FROM 11/01/2015 TO 11/30/2015

PAGE: 2
CMSR413

MagID	Dispose Type	Tax Cert.	Tax Treas.	Total
	Ref. Vacate	0	0	0
	Court Trial	0	0	0
	Other	2	2	10
	<u>MAG'S TOTAL</u>	8	3	<u>49</u>
<hr/>				
MK	Bank	0	0	0
	Def	8	0	20
	Dism	0	0	1
	Ref. Vacate	0	0	0
	Court Trial	0	0	0
	Other	0	0	0
	<u>MAG'S TOTAL</u>	8	0	<u>21</u>
<hr/>				
PL	Bank	0	0	3
	Def	9	0	25
	Dism	5	0	18
	Ref. Vacate	0	0	0
	Court Trial	0	0	0
	Other	1	5	9
	<u>MAG'S TOTAL</u>	15	5	<u>55</u>
<hr/>				
CEO	Bank	2	1	5
	Def	2	0	22
	Dism	0	0	11
	Ref. Vacate	0	0	0
	Court Trial	0	0	0
	Other	0	3	7
	<u>MAG'S TOTAL</u>	4	4	<u>45</u>
<hr/>				
TJV	Bank	0	0	2
	Def	7	0	21
	Dism	2	0	12
	Ref. Vacate	0	0	0
	Court Trial	0	0	0
	Other	0	2	6
	<u>MAG'S TOTAL</u>	9	2	<u>41</u>
<hr/>				
CW	Bank	1	0	3
	Def	9	0	27
	Dism	1	3	15
	Ref. Vacate	0	0	0
	Court Trial	0	0	0
	Other	2	3	8
	<u>MAG'S TOTAL</u>	13	6	<u>53</u>

CUYAHOGA COUNTY COURT OF COMMON PLEAS

DATE: 12/10/2015
 TIME: 08:07 AM

OFFICE OF THE MAGISTRATES
 MAGISTRATE'S MONTHLY REF/REIN CASES
 FROM 11/01/2015 TO 11/30/2015

CMSR418

MAGISTRATE	NEW REFERRALS				REINSTATED			
	Tax Treas.	Tax Cert.	Non-Tax	Total	Tax Treas.	Tax Cert.	Non-Tax	Total
<u>AUGUSTYN/KEVIN/C</u>	2	11	21	34	0	0	0	0
<u>BAKER/GAIL/D</u>	3	15	33	51	0	0	0	0
<u>BUCHA/STEPHEN/M</u>	3	10	15	28	0	0	0	0
<u>DYKE/JOHN/T</u>	6	16	32	54	0	1	2	3
<u>GONZALEZ/TRACEY/</u>	8	15	27	50	0	0	2	2
<u>HIPPLEY/KEVIN/</u>	11	18	24	53	0	0	3	3
<u>JACKSON A/AMY/R</u>	4	16	25	45	0	0	5	5
<u>JACKSON J/JIM/L</u>	5	12	28	45	0	0	1	1
<u>KLEIN/MONICA/</u>	11	9	22	42	0	0	0	0
<u>LUCAS/PAUL/</u>	10	10	26	46	0	0	1	1
<u>OLSZTYN/CHRISTOPHERE</u>	6	13	33	52	0	1	5	6
<u>VOZAR/THOMAS/J</u>	7	13	42	62	0	0	0	0
<u>WEISS/CAROL/</u>	9	11	32	52	3	0	0	3
<u>TOTAL</u>	85	169	360	614	3	2	19	24
<u>COMBINED TOTAL</u>	638							

CUYAHOGA COUNTY COURT OF COMMON PLEAS

OFFICE OF THE MAGISTRATES

MAG MONTHLY HEARING TOTALS

Reporting Period: November 2015

DATE: 12/10/2015
TIME: 08:07 AM

PAGE: 1
CMSR3146

Monthly Hearing Total 478

AUGUSTYN	
Default Hearings	8
Tax Hearings	4
Pretrials	14
<hr/>	
TOTAL:	26
BAKER	
Default Hearings	20
Tax Hearings	0
Pretrials	14
<hr/>	
TOTAL:	34
BUCHA	
Default Hearings	9
Tax Hearings	1
Pretrials	27
<hr/>	
TOTAL:	37
DYKE	
Default Hearings	13
Tax Hearings	3
Pretrials	9
<hr/>	
TOTAL:	25
GONZALEZ	
Default Hearings	24
Tax Hearings	2
Pretrials	10
<hr/>	
TOTAL:	36
HIPPLEY	
Default Hearings	13
Tax Hearings	2
Pretrials	9
<hr/>	
TOTAL:	24
JACKSON A	
Default Hearings	29
Tax Hearings	0
Pretrials	17
<hr/>	
TOTAL:	46
JACKSON J	
Default Hearings	34
Tax Hearings	2
Pretrials	12
<hr/>	
TOTAL:	48
KLEIN	
Default Hearings	18
Tax Hearings	6
Pretrials	14
<hr/>	
TOTAL:	38
LUCAS	
Default Hearings	17
Tax Hearings	5
Pretrials	27

CUYAHOGA COUNTY COURT OF COMMON PLEAS

OFFICE OF THE MAGISTRATES
MAG MONTHLY HEARING TOTALS
Reporting Period: November 2015

DATE: 12/10/2015
TIME: 08:07 AM

PAGE: 2
CMSR3146

TOTAL:	49
OLSZTYN	
Default Hearings	20
Tax Hearings	2
Pretrials	14
<hr/>	
TOTAL:	36
VOZAR	
Default Hearings	16
Tax Hearings	3
Pretrials	15
<hr/>	
TOTAL:	34
WEISS	
Default Hearings	23
Tax Hearings	6
Pretrials	16
<hr/>	
TOTAL:	45

CUYAHOGA COUNTY COURT OF COMMON PLEAS

DATE: 12/10/2015
 TIME: 8:08 AM

Office of the Magistrates
 Magistrate's Monthly Case Load
 MONTH: NOVEMBER 2015

PAGE: 1
 CMSR3147

Magistrate Name	Non Tax Total	Tax Cert.	Tax Treas.	Total Tax	Total Cases
AUGUSTYN	106	25	16	41	147
BAKER	243	53	25	78	321
BUCHA	108	26	21	47	155
DYKE	189	42	23	65	254
GONZALEZ	218	46	47	93	311
HIPPLEY	295	66	35	101	396
JACKSON A	251	57	38	95	346
JACKSON J	281	59	32	91	372
KLEIN	234	39	45	84	318
LUCAS	251	78	83	161	412
OLSZTYN	186	44	27	71	257
VOZAR	325	62	33	95	420
WEISS	255	62	52	114	369
Non Tax Total:	2942	Cert.Tax Total: 659	Tax Treas. Total: 477	Total Tax: 1136	Total Cases: 4078

Report CMSR1062 - Judicial Foreclosure Statistics by Judge

Report CMSR1062 provides a list of judicial foreclosure case activity for each Judge. The report identifies how many cases were pending at the beginning of the period. The new cases filed and cases that were transferred in or reactivated are added to the number pending at the beginning of the period. It then shows the type and number of terminations for the period. The total terminations are subtracted from the total pending which provides the pending at the end of the period.

CUYAHOGA COUNTY COURT OF COMMON PLEAS

DATE: 12/10/2015
TIME: 07:58 AM

Foreclosure Statistics by Judge
Reporting Period: November 2015

PAGE: 1
CMSR1062

Judge

AMBROSE, DICK

Pending at Beg of Period			New Cases Filed		Cases Transferred In / Reactivated		Total
	98		17		6		121
Terminations							
	Bankruptcy	Default	RefVacated	Court Trial	Dismiss	Other	Total
	4	8	0	0	5	6	23
	Total Pending at End of Period						98

ASTRAB, MICHAEL

Pending at Beg of Period			New Cases Filed		Cases Transferred In / Reactivated		Total
	135		17		4		156
Terminations							
	Bankruptcy	Default	RefVacated	Court Trial	Dismiss	Other	Total
	2	12	0	0	3	6	23
	Total Pending at End of Period						133

BARKER, PAMELA A

Pending at Beg of Period			New Cases Filed		Cases Transferred In / Reactivated		Total
	157		17		8		182
Terminations							
	Bankruptcy	Default	RefVacated	Court Trial	Dismiss	Other	Total
	2	13	0	0	9	6	30
	Total Pending at End of Period						152

BURNSIDE, JANET R

Pending at Beg of Period			New Cases Filed		Cases Transferred In / Reactivated		Total
	133		16		6		155
Terminations							
	Bankruptcy	Default	RefVacated	Court Trial	Dismiss	Other	Total
	1	9	0	0	5	12	27
	Total Pending at End of Period						128

CALABRESE, DEENA R

Pending at Beg of Period			New Cases Filed		Cases Transferred In / Reactivated		Total
	116		14		7		137
Terminations							
	Bankruptcy	Default	RefVacated	Court Trial	Dismiss	Other	Total
	1	6	0	0	2	4	13
	Total Pending at End of Period						124

CLANCY, MAUREEN

Pending at Beg of Period			New Cases Filed		Cases Transferred In / Reactivated		Total
	120		16		6		142
Terminations							
	Bankruptcy	Default	RefVacated	Court Trial	Dismiss	Other	Total
	0	6	0	0	5	6	17
	Total Pending at End of Period						125

COLLIER-WILLIAMS, CASSANDRA

Pending at Beg of Period			New Cases Filed		Cases Transferred In / Reactivated		Total
	134		18		4		156
Terminations							
	Bankruptcy	Default	RefVacated	Court Trial	Dismiss	Other	Total
	2	15	0	0	1	13	31
	Total Pending at End of Period						125

CORRIGAN, BRIAN J

CUYAHOGA COUNTY COURT OF COMMON PLEAS

DATE: 12/10/2015
TIME: 07:58 AM

Foreclosure Statistics by Judge
Reporting Period: November 2015

PAGE: 2
CMSR1062

Judge

	Pending at Beg of Period		New Cases Filed		Cases Transferred In / Reactivated		Total
	119		18		3		140
Terminations	Bankruptcy	Default	RefVacated	Court Trial	Dismiss	Other	Total
	1	10	0	0	6	6	23
	Total Pending at End of Period						117

CORRIGAN, PETER J							
	Pending at Beg of Period		New Cases Filed		Cases Transferred In / Reactivated		Total
	102		18		1		121
Terminations	Bankruptcy	Default	RefVacated	Court Trial	Dismiss	Other	Total
	1	5	0	0	3	5	14
	Total Pending at End of Period						107

DONNELLY, MICHAEL P							
	Pending at Beg of Period		New Cases Filed		Cases Transferred In / Reactivated		Total
	145		15		7		167
Terminations	Bankruptcy	Default	RefVacated	Court Trial	Dismiss	Other	Total
	0	10	0	0	2	7	19
	Total Pending at End of Period						148

FRIEDLAND, CAROLYN B							
	Pending at Beg of Period		New Cases Filed		Cases Transferred In / Reactivated		Total
	125		16		3		144
Terminations	Bankruptcy	Default	RefVacated	Court Trial	Dismiss	Other	Total
	0	9	0	0	1	4	14
	Total Pending at End of Period						130

FRIEDMAN, STUART A							
	Pending at Beg of Period		New Cases Filed		Cases Transferred In / Reactivated		Total
	153		19		5		177
Terminations	Bankruptcy	Default	RefVacated	Court Trial	Dismiss	Other	Total
	3	12	0	0	3	6	24
	Total Pending at End of Period						153

FUERST, NANCY A							
	Pending at Beg of Period		New Cases Filed		Cases Transferred In / Reactivated		Total
	143		20		3		166
Terminations	Bankruptcy	Default	RefVacated	Court Trial	Dismiss	Other	Total
	0	7	0	0	6	7	20
	Total Pending at End of Period						146

GALL, STEVEN E							
	Pending at Beg of Period		New Cases Filed		Cases Transferred In / Reactivated		Total
	140		15		3		158
Terminations	Bankruptcy	Default	RefVacated	Court Trial	Dismiss	Other	Total
	1	12	0	0	6	11	30
	Total Pending at End of Period						128

GALLAGHER, HOLLIE L

CUYAHOGA COUNTY COURT OF COMMON PLEAS

DATE: 12/10/2015
TIME: 07:58 AM

Foreclosure Statistics by Judge
Reporting Period: November 2015

PAGE: 3
CMSRI062

Judge							
	Pending at Beg of Period		New Cases Filed		Cases Transferred In / Reactivated		Total
	95		20		4		119
Terminations	Bankruptcy	Default	RefVacated	Court Trial	Dismiss	Other	Total
	1	9	0	0	3	5	18
	Total Pending at End of Period						101
GALLAGHER, SHANNON M							
	Pending at Beg of Period		New Cases Filed		Cases Transferred In / Reactivated		Total
	132		15		4		151
Terminations	Bankruptcy	Default	RefVacated	Court Trial	Dismiss	Other	Total
	0	2	0	0	7	4	13
	Total Pending at End of Period						138
GAUL, DANIEL							
	Pending at Beg of Period		New Cases Filed		Cases Transferred In / Reactivated		Total
	157		24		3		184
Terminations	Bankruptcy	Default	RefVacated	Court Trial	Dismiss	Other	Total
	1	8	0	0	5	9	23
	Total Pending at End of Period						161
JACKSON, MICHAEL E							
	Pending at Beg of Period		New Cases Filed		Cases Transferred In / Reactivated		Total
	130		18		1		149
Terminations	Bankruptcy	Default	RefVacated	Court Trial	Dismiss	Other	Total
	0	17	0	0	1	8	26
	Total Pending at End of Period						123
MATIA, DAVID T							
	Pending at Beg of Period		New Cases Filed		Cases Transferred In / Reactivated		Total
	119		21		4		144
Terminations	Bankruptcy	Default	RefVacated	Court Trial	Dismiss	Other	Total
	0	8	0	0	4	6	18
	Total Pending at End of Period						126
MCCLELLAND, ROBERT C							
	Pending at Beg of Period		New Cases Filed		Cases Transferred In / Reactivated		Total
	101		19		2		122
Terminations	Bankruptcy	Default	RefVacated	Court Trial	Dismiss	Other	Total
	1	6	0	0	4	8	19
	Total Pending at End of Period						103
MCCORMICK, TIMOTHY							
	Pending at Beg of Period		New Cases Filed		Cases Transferred In / Reactivated		Total
	86		19		5		110
Terminations	Bankruptcy	Default	RefVacated	Court Trial	Dismiss	Other	Total
	0	10	0	0	8	7	25
	Total Pending at End of Period						85
MCDONNELL, NANCY R							

CUYAHOGA COUNTY COURT OF COMMON PLEAS

DATE: 12/10/2015
TIME: 07:58 AM

Foreclosure Statistics by Judge
Reporting Period: November 2015

PAGE: 4
CMSR1062

Judge

	Pending at Beg of Period		New Cases Filed		Cases Transferred In / Reactivated		Total
	142		18		3		163
Terminations	Bankruptcy	Default	RefVacated	Court Trial	Dismiss	Other	Total
	1	7	0	0	4	7	19
	Total Pending at End of Period						144

O'DONNELL, JOHN P

	Pending at Beg of Period		New Cases Filed		Cases Transferred In / Reactivated		Total
	130		17		8		155
Terminations	Bankruptcy	Default	RefVacated	Court Trial	Dismiss	Other	Total
	1	8	0	0	2	9	20
	Total Pending at End of Period						135

RONALD SUSTER, VJ

	Pending at Beg of Period		New Cases Filed		Cases Transferred In / Reactivated		Total
	142		16		3		161
Terminations	Bankruptcy	Default	RefVacated	Court Trial	Dismiss	Other	Total
	1	4	0	0	7	7	19
	Total Pending at End of Period						142

RUSSO, JOHN J

	Pending at Beg of Period		New Cases Filed		Cases Transferred In / Reactivated		Total
	59		11		1		71
Terminations	Bankruptcy	Default	RefVacated	Court Trial	Dismiss	Other	Total
	0	7	0	0	2	7	16
	Total Pending at End of Period						55

RUSSO, JOSEPH D

	Pending at Beg of Period		New Cases Filed		Cases Transferred In / Reactivated		Total
	114		13		8		135
Terminations	Bankruptcy	Default	RefVacated	Court Trial	Dismiss	Other	Total
	1	4	0	0	4	4	13
	Total Pending at End of Period						122

RUSSO, MICHAEL J

	Pending at Beg of Period		New Cases Filed		Cases Transferred In / Reactivated		Total
	127		15		4		146
Terminations	Bankruptcy	Default	RefVacated	Court Trial	Dismiss	Other	Total
	0	5	0	0	4	4	13
	Total Pending at End of Period						133

RUSSO, NANCY MARGARET

	Pending at Beg of Period		New Cases Filed		Cases Transferred In / Reactivated		Total
	85		20		3		108
Terminations	Bankruptcy	Default	RefVacated	Court Trial	Dismiss	Other	Total
	2	5	0	0	6	5	18
	Total Pending at End of Period						90

SAFFOLD, SHIRLEY STRICKLAND

CUYAHOGA COUNTY COURT OF COMMON PLEAS

DATE: 12/10/2015
TIME: 07:58 AM

Foreclosure Statistics by Judge
Reporting Period: November 2015

PAGE: 5
CMSR1062

Judge

Pending at Beg of Period		New Cases Filed		Cases Transferred In / Reactivated			Total
125		17		3			145
Terminations	Bankruptcy	Default	RefVacated	Court Trial	Dismiss	Other	Total
	1	13	0	0	7	6	27
Total Pending at End of Period							118
Pending at Beg of Period		New Cases Filed		Cases Transferred In / Reactivated			Total
114		15		4			133
Terminations	Bankruptcy	Default	RefVacated	Court Trial	Dismiss	Other	Total
	0	6	0	0	0	2	8
Total Pending at End of Period							125
Pending at Beg of Period		New Cases Filed		Cases Transferred In / Reactivated			Total
135		18		3			156
Terminations	Bankruptcy	Default	RefVacated	Court Trial	Dismiss	Other	Total
	1	6	0	0	6	5	18
Total Pending at End of Period							138
Pending at Beg of Period		New Cases Filed		Cases Transferred In / Reactivated			Total
95		16		7			118
Terminations	Bankruptcy	Default	RefVacated	Court Trial	Dismiss	Other	Total
	0	9	0	0	7	7	23
Total Pending at End of Period							95
Pending at Beg of Period		New Cases Filed		Cases Transferred In / Reactivated			Total
103		18		10			131
Terminations	Bankruptcy	Default	RefVacated	Court Trial	Dismiss	Other	Total
	0	6	0	0	4	12	22
Total Pending at End of Period							109
Pending at Beg of Period		New Cases Filed		Cases Transferred In / Reactivated			Total
141		17		4			162
Terminations	Bankruptcy	Default	RefVacated	Court Trial	Dismiss	Other	Total
	3	5	0	0	4	3	15
Total Pending at End of Period							147

Monthly Summary

MONTHLY SUMMARY

November 2015

NAME	PEND	ASSIGNED			TRIALS						DISP	PENDING				+	-
		CV	CR	TOT	JURY			COURT				CV	FR	CR	TOT		
Dick Ambrose	422	50	25	75	0	1	1	0	0	0	76	225	97	99	421	+1	
Michael K. Astrab	485	51	32	83	0	0	0	0	1	1	88	214	133	133	480	+5	
Pamela A. Barker	426	52	23	75	2	0	2	0	0	0	93	187	151	70	408	+18	
Janet R. Burnside	441	50	23	73	0	2	2	0	0	0	83	226	128	77	431	+10	
Deena R. Calabrese	438	55	18	73	0	1	1	0	0	0	60	221	124	106	451	-13	
Maureen Clancy	372	53	23	76	0	0	0	0	0	0	71	180	125	72	377	-5	
Cassandra Collier-Willia	466	48	30	78	0	1	1	0	0	0	84	201	125	134	460	+6	
Brian J. Corrigan	481	48	31	79	0	0	0	0	0	0	89	263	116	92	471	+10	
Peter J. Corrigan	438	47	28	75	0	0	0	0	0	0	69	214	107	123	444	-6	
Michael P. Donnelly	412	57	26	83	1	3	4	0	0	0	74	190	148	83	421	-9	
Carolyn B. Friedland	482	44	32	76	1	1	2	0	1	1	72	226	129	131	486	-4	
Stuart A. Friedman	470	49	32	81	0	0	0	0	1	1	101	185	152	113	450	+20	
Nancy A. Fuerst	425	51	29	80	0	1	1	1	1	2	98	182	146	79	407	+18	
Steven E. Gall	453	45	31	76	1	0	1	1	0	1	101	188	128	112	428	+25	
Hollie L. Gallagher	374	50	24	74	0	0	0	0	1	1	72	200	100	76	376	-2	
Shannon M. Gallagher	413	51	18	69	1	0	1	0	0	0	64	221	136	61	418	-5	
Daniel Gaul	496	49	35	84	0	1	1	1	1	2	75	222	161	122	505	-9	
Michael E Jackson	554	45	20	65	0	1	1	0	0	0	109	220	122	168	510	+44	
Lance T Mason	402	50	31	81	1	0	1	0	0	0	68	155	140	120	415	-13	
David T. Matia	422	50	35	85	0	0	0	0	2	2	83	187	126	111	424	-2	
Robert C. McClelland	515	45	35	80	0	0	0	2	0	2	81	275	103	136	514	+1	
Timothy McCormick	366	54	32	86	0	0	0	0	0	0	92	191	86	83	360	+6	
Nancy R. McDonnell	410	54	27	81	2	0	2	0	0	0	67	180	143	101	424	-14	
John P. O'Donnell	441	53	23	76	0	0	0	2	0	2	69	233	134	81	448	-7	
John J. Russo	184	22	6	28	0	0	0	0	0	0	36	105	55	16	176	+8	
Joseph D. Russo	443	51	28	79	0	0	0	0	0	0	68	218	121	115	454	-11	
Michael J. Russo	388	47	22	69	0	1	1	0	0	0	65	184	133	75	392	-4	
Nancy Margaret Russo	257	53	18	71	1	0	1	0	0	0	64	120	90	54	264	-7	
Shirley Strickland Saffold	422	47	29	76	0	1	1	0	0	0	95	189	118	96	403	+19	
Brendan J. Sheehan	350	49	29	78	0	2	2	1	1	2	58	164	125	81	370	-20	
John D. Sutula	565	47	26	73	0	0	0	0	1	1	79	282	137	140	559	+6	
Kathleen Ann Sutula	356	53	27	80	0	1	1	0	0	0	82	183	95	76	354	+2	
Joan Synenberg	384	56	25	81	0	1	1	0	0	0	95	193	109	68	370	+14	
José A. Villanueva	476	48	31	79	0	1	1	0	0	0	64	227	147	117	491	-15	
TOTALS	14429	1674	904	2578	10	19	29	8	10	18	2645	6851	4190	3321	14362	+67	

Year to Date Summary

SUMMARY FOR THE COURT

January - November 2015

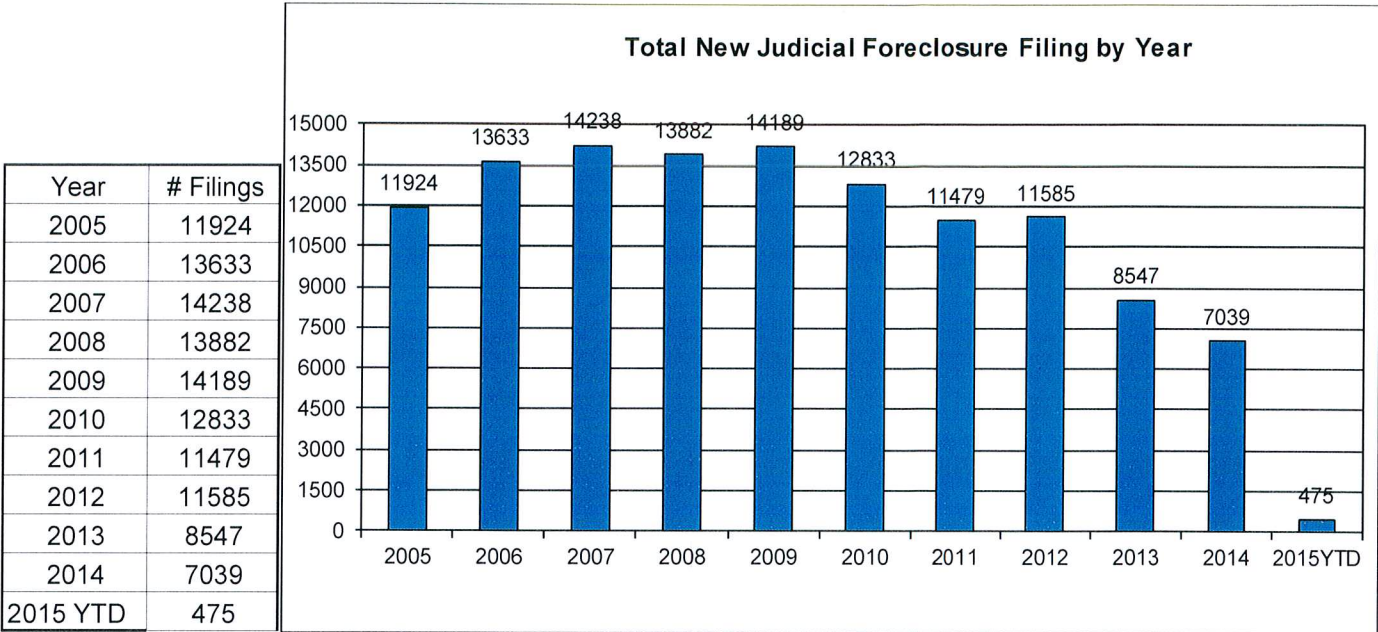
NAME	PEND	ASSIGNED			TRIALS						DISP	PENDING				+	-
		CV	CR	TOT	JURY			COURT				CV	FR	CR	TOT		
Dick Ambrose	452	597	333	930	2	4	6	1	1	2	961	225	97	99	421	+ 31	
Michael K. Astrab	478	587	330	917	2	8	10	2	6	8	915	214	133	133	480	- 2	
Pamela A. Barker	487	601	298	899	5	4	9	0	2	2	978	187	151	70	408	+ 79	
Janet R. Burnside	436	576	334	910	3	5	8	3	12	15	915	226	128	77	431	+ 5	
Deena R. Calabrese	473	578	336	914	2	13	15	3	2	5	936	221	124	106	451	+ 22	
Maureen Clancy	430	589	291	880	1	8	9	2	0	2	933	180	125	72	377	+ 53	
Cassandra Collier-Willia	471	590	381	971	1	3	4	0	0	0	982	201	125	134	460	+ 11	
Brian J. Corrigan	541	603	338	941	5	3	8	0	5	5	1011	263	116	92	471	+ 70	
Peter J. Corrigan	432	566	287	853	2	5	7	2	3	5	841	214	107	123	444	- 12	
Michael P. Donnelly	415	594	276	870	7	15	22	0	5	5	864	190	148	83	421	- 6	
Carolyn B. Friedland	483	584	332	916	3	5	8	0	13	13	913	226	129	131	486	- 3	
Stuart A. Friedman	520	567	310	877	2	7	9	0	10	10	947	185	152	113	450	+ 70	
Nancy A. Fuerst	393	557	303	860	2	4	6	1	2	3	846	182	146	79	407	- 14	
Steven E. Gall	494	584	371	955	4	9	13	1	2	3	1021	188	128	112	428	+ 66	
Hollie L. Gallagher	379	578	250	828	3	3	6	0	2	2	831	200	100	76	376	+ 3	
Shannon M. Gallagher	533	550	269	819	2	5	7	0	4	4	934	221	136	61	418	+ 115	
Daniel Gaul	644	592	337	929	2	9	11	2	4	6	1068	222	161	122	505	+ 139	
Michael E Jackson	506	585	426	1011	3	8	11	0	1	1	1007	220	122	168	510	- 4	
Lance T Mason	434	592	335	927	5	1	6	0	9	9	946	155	140	120	415	+ 19	
David T. Matia	455	597	384	981	0	7	7	0	5	5	1012	187	126	111	424	+ 31	
Robert C. McClelland	538	568	345	913	1	1	2	4	9	13	937	275	103	136	514	+ 24	
Timothy McCormick	414	603	364	967	2	8	10	1	1	2	1021	191	86	83	360	+ 54	
Nancy R. McDonnell	423	579	334	913	7	10	17	0	1	1	912	180	143	101	424	- 1	
John P. O'Donnell	555	567	310	877	7	11	18	7	1	8	984	233	134	81	448	+ 107	
John J. Russo	178	325	86	411	2	1	3	0	2	2	413	105	55	16	176	+ 2	
Joseph D. Russo	477	587	292	879	3	1	4	2	1	3	902	218	121	115	454	+ 23	
Michael J. Russo	403	569	297	866	0	4	4	0	3	3	877	184	133	75	392	+ 11	
Nancy Margaret Russo	258	595	264	859	1	4	5	0	4	4	853	120	90	54	264	- 6	
Shirley Strickland Saffold	462	591	351	942	2	9	11	1	0	1	1001	189	118	96	403	+ 59	
Brendan J. Sheehan	320	597	283	880	2	11	13	5	8	13	830	164	125	81	370	- 50	
John D. Sutula	569	581	397	978	2	3	5	1	3	4	988	282	137	140	559	+ 10	
Kathleen Ann Sutula	347	611	297	908	1	10	11	0	0	0	901	183	95	76	354	- 7	
Joan Synenberg	398	622	402	1024	0	5	5	0	1	1	1052	193	109	68	370	+ 28	
José A. Villanueva	551	582	299	881	3	8	11	1	4	5	941	227	147	117	491	+ 60	
TOTALS	15349	19644	10842	30486	89	212	301	39	126	165	31473	6851	4190	3321	14362	+ 987	

Corrections/Adjustments

CUYAHOGA COUNTY COMMON PLEAS COURT

In the January 2015 Court Statistics report, the tables to the left of the charts on page 26 did not correctly represent the totals for 2015 YTD shown in the charts.

Total New Judicial Foreclosure Filings Years 2005 – 2015 YTD



Total New Judicial Foreclosure Filings by Month for Year 2015 YTD

