



CUYAHOGA COUNTY COMMON PLEAS COURT

***Statistics Report
April 2015***

***John J. Russo
Administrative and Presiding Judge***

TABLE OF CONTENTS

Criminal Statistics

Newly Filed, Re-Activated and Transferred in Cases _____ 4

Yearly Criminal Terminations _____ 5

Pending Criminal Cases End of Period _____ 6

Clearance Rate _____ 7

Arrest to Disposition Timeline _____ 8

Average Arrest to Disposition Timeline (Jail Cases) _____ 9

Average Arrest to Disposition Timeline (Non-Jail Cases) _____ 10

Average Arrest to Disposition Timeline (Jail and Non-Jail Cases) _____ 11

Yearly Average Arrest to Disposition Timeline _____ 12

Indictments and Informations Filed With the Clerk of Courts _____ 13

Bail Case Arraignment Activity _____ 14

Overall Arraignment Statistics _____ 15

Foreclosure Statistics

Total Pending Judicial Foreclosure Cases Referred to Magistrates _____ 17

Total Pending Tax Lien & Certificate Cases Referred to Magistrates _____ 18

Percentage of Pending Judicial Foreclosure Cases By Filing Year _____ 19

Judicial Foreclosure Clearance Rate Year 2015 _____ 20

Avg. Number of Days to Disp. (Excl. Bank. Stays & Tax Lien & Tax Cert.) _____ 21

Avg. Number of Days to Disp. (Excl. Bank. Stays & Incl. Tax Lien & Tax Cert.) _____ 22

Total New Judicial Foreclosure Filings _____ 23

New Marsh of Lien/Quiet Title/Partition Case Filings for Years 2005 – 2015 YTD _____ 24

New Marsh of Lien/Quiet Title/Partition Case Filings by month for 2015 YTD _____ 24

New Tax Lien & Certificate Filings for Years 2005 – 2015 YTD _____ 25

New Tax Lien & Certificate Filings by Month for Year 2015 YTD _____ 25

Total New Judicial Foreclosure Filings Years 2005 – 2015 YTD _____ 26

Total New Judicial Foreclosure Filings by Month for Year 2015 YTD _____ 26

Magistrate’s Monthly Reports _____ 27

Report CMSR1062 - Judicial Foreclosure Statistics by Judge _____ 35

Monthly Summary _____ 41

Year to Date Summary _____ 43

Corrections/Adjustments _____ 45

Criminal Case Statistics

CUYAHOGA COUNTY COMMON PLEAS COURT

Newly Filed, Re-Activated and Transferred in Cases

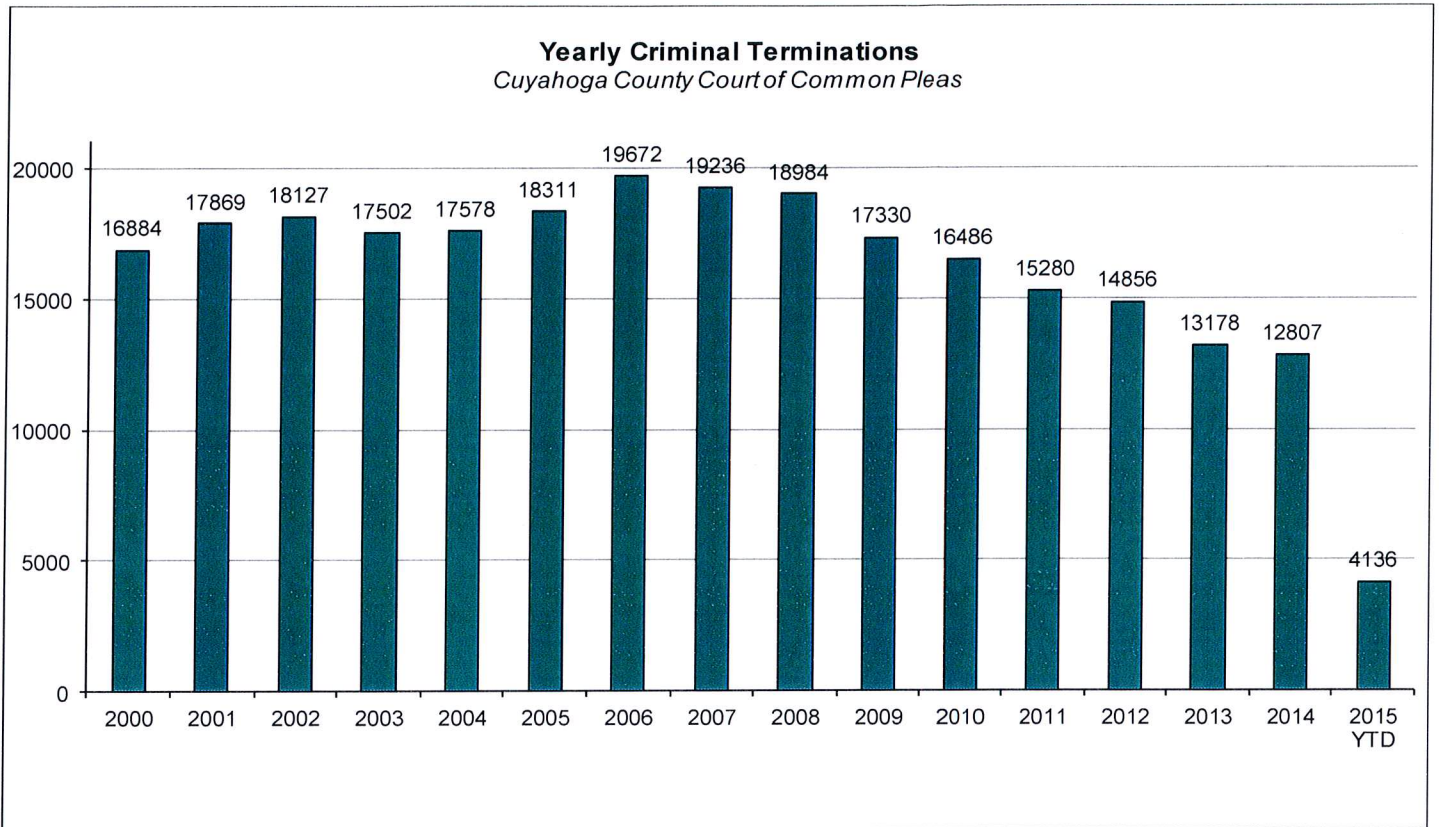
The following chart is a representation of all filed cases in Cuyahoga County Court of Common Pleas from 2000 – April 2015. Newly filed cases are defined as having been arraigned and assigned to a Judge. Re-activated cases are defined as cases where a defendant was unavailable for trial and has now become ready to proceed. Transferred cases are defined as cases moved from one judge's docket to another. This could be due to re-assignment to a Mental Health Judge or after additional information indicates that by Court rule, the case should have been assigned to another Judge.



CUYAHOGA COUNTY COMMON PLEAS COURT

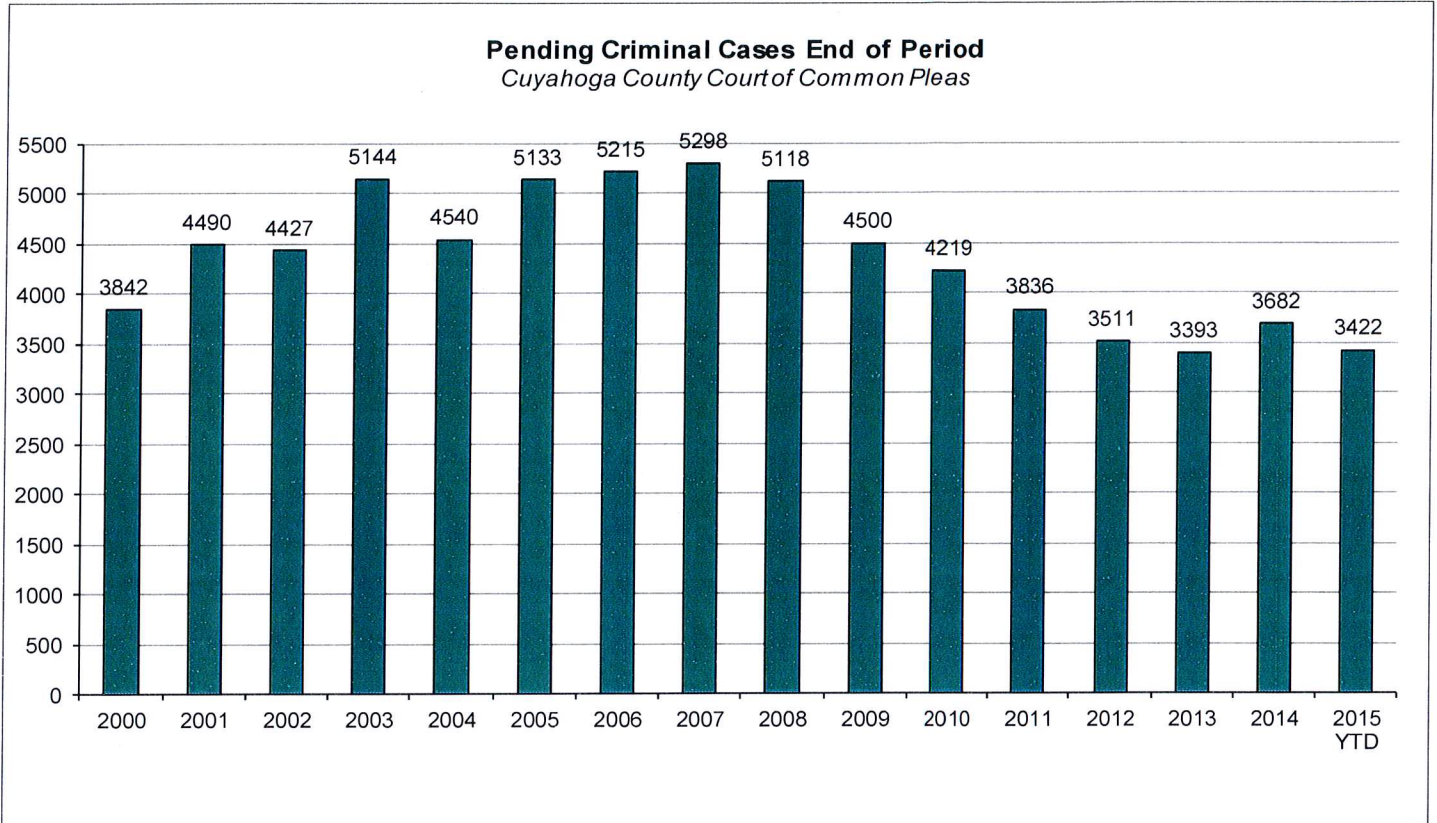
Yearly Criminal Terminations

The following chart represents cases that have been terminated by the court from 2000 – April 2015. These cases have been terminated either by trial; plea, dismissal or a defendant is unavailable for trial or sentencing.



Pending Criminal Cases End of Period

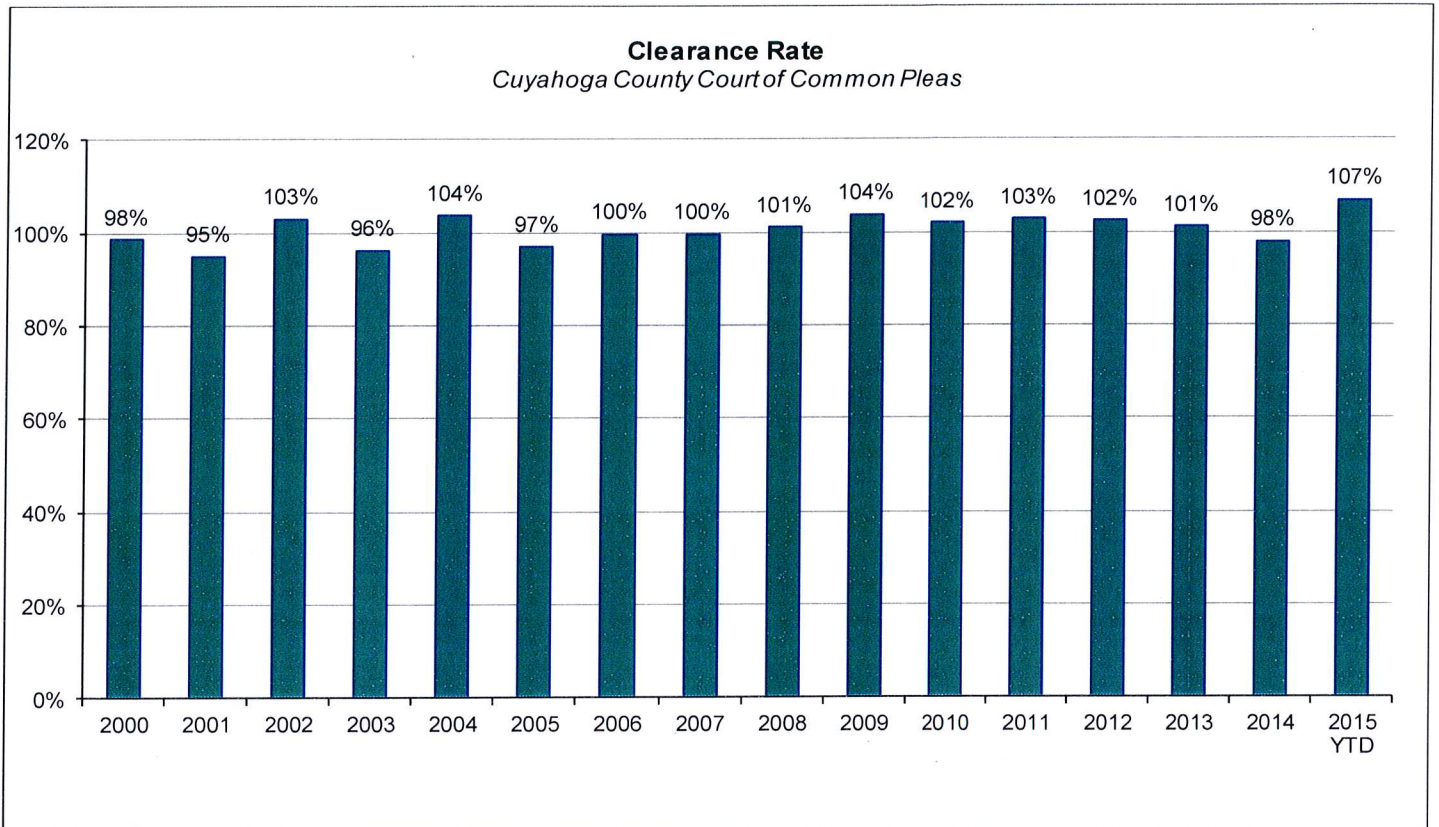
The following chart represents the total number of cases pending at the end of the reporting period from 2000 – April 2015. Pending criminal cases at the end of the period is determined by adding the total number of pending cases at the beginning of the reporting period, and all newly filed, re-activated and transferred in cases. The total number of cases terminated in the period is subtracted from the sum total pending at the beginning of the period to give the value pending at the end of the period.



CUYAHOGA COUNTY COMMON PLEAS COURT

Clearance Rate

The Clearance Rate is the total number of outgoing cases as a percentage of the number of incoming cases. Clearance rate measures whether the court is keeping up with its incoming caseload. If cases are not disposed in a timely manner, a backlog of cases awaiting disposition will grow. A Clearance Rate of 100% indicates that at least as many cases have been filed, reopened, or reactivated in a period have been disposed.



Arrest to Disposition Timeline

Arrest to disposition timeline is a method to measure how felony cases flow through the Cuyahoga County Criminal Justice System. By capturing how long a case takes to move from stage to stage, we can examine where problems may exist and where potential improvements in case processing can be made.

The source data was extracted from the Cuyahoga County Court of Common Pleas Case Management System. The overall population of sample data was based on cases terminated in a given month excluding cases that have gone through diversion programs. A case is defined as a defendant and all charges involved in a single incident. The period for the extracted data is from April 2015.

The stages examined were:

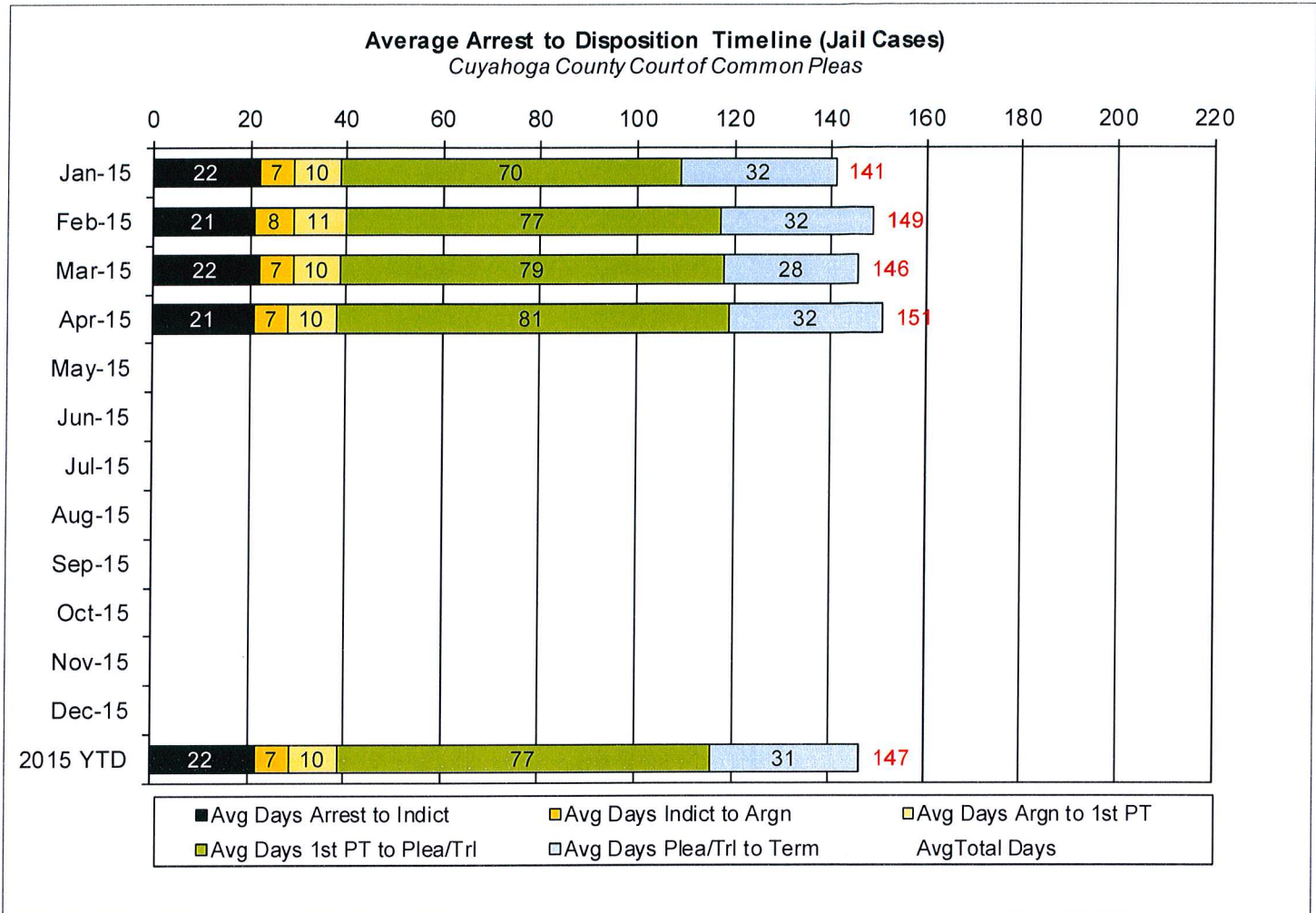
- Arrest to Indictment
- Indictment to Arraignment
- Arraignment to 1st Pre-Trial
- 1st Pre-Trial to Plea/Trial
- Plea/Trial to Termination

Due to the fact that each case may or may not have all of the stage date elements, a method to arrive at stage averages was applied. For a case to be included in the average for a stage there would need to be both dates for the given stage. A case would be included in the Arrest to Indictment stage if both arrest date and indictment date were available. This method was applied to each of the five stages. Next we calculated the total number of cases that met the date criteria for each of the ranges and also the total number of days between each date. To arrive at an average, the total number of days for each case in each range was calculated and divided by the total number of cases that met the date criteria. If a case had a time period or periods where the defendant was capiased or referred to the Psych Clinic, that amount of time was subtracted from the appropriate range. For re-indicted cases, the original arrest date is used.

The following three charts are for Jail, Non-Jail and combined Jail and Non-Jail cases. Jail and Non-Jail cases are defined by the posting of bond prior to plea or trial.

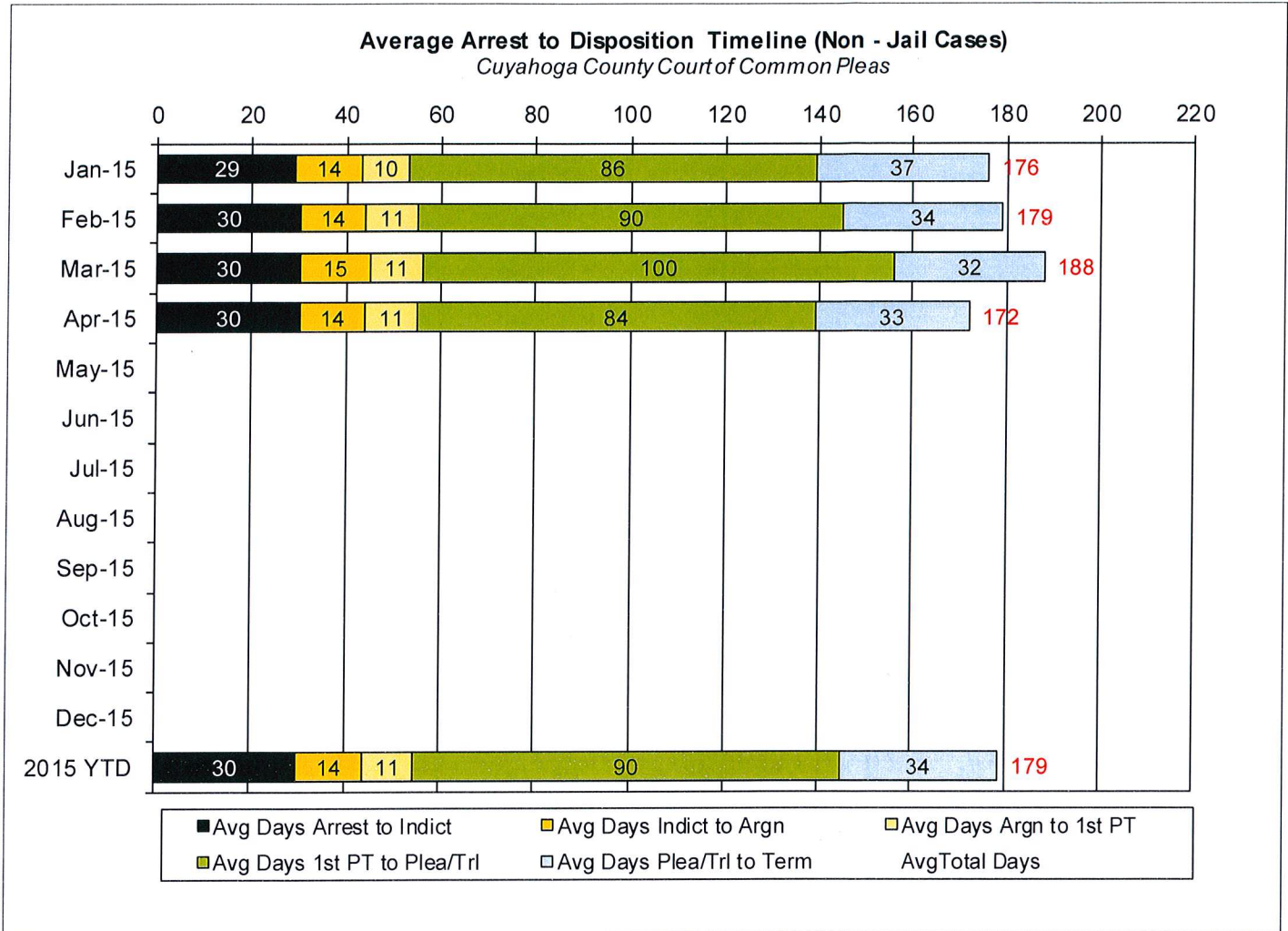
CUYAHOGA COUNTY COMMON PLEAS COURT

Average Arrest to Disposition Timeline (Jail Cases)



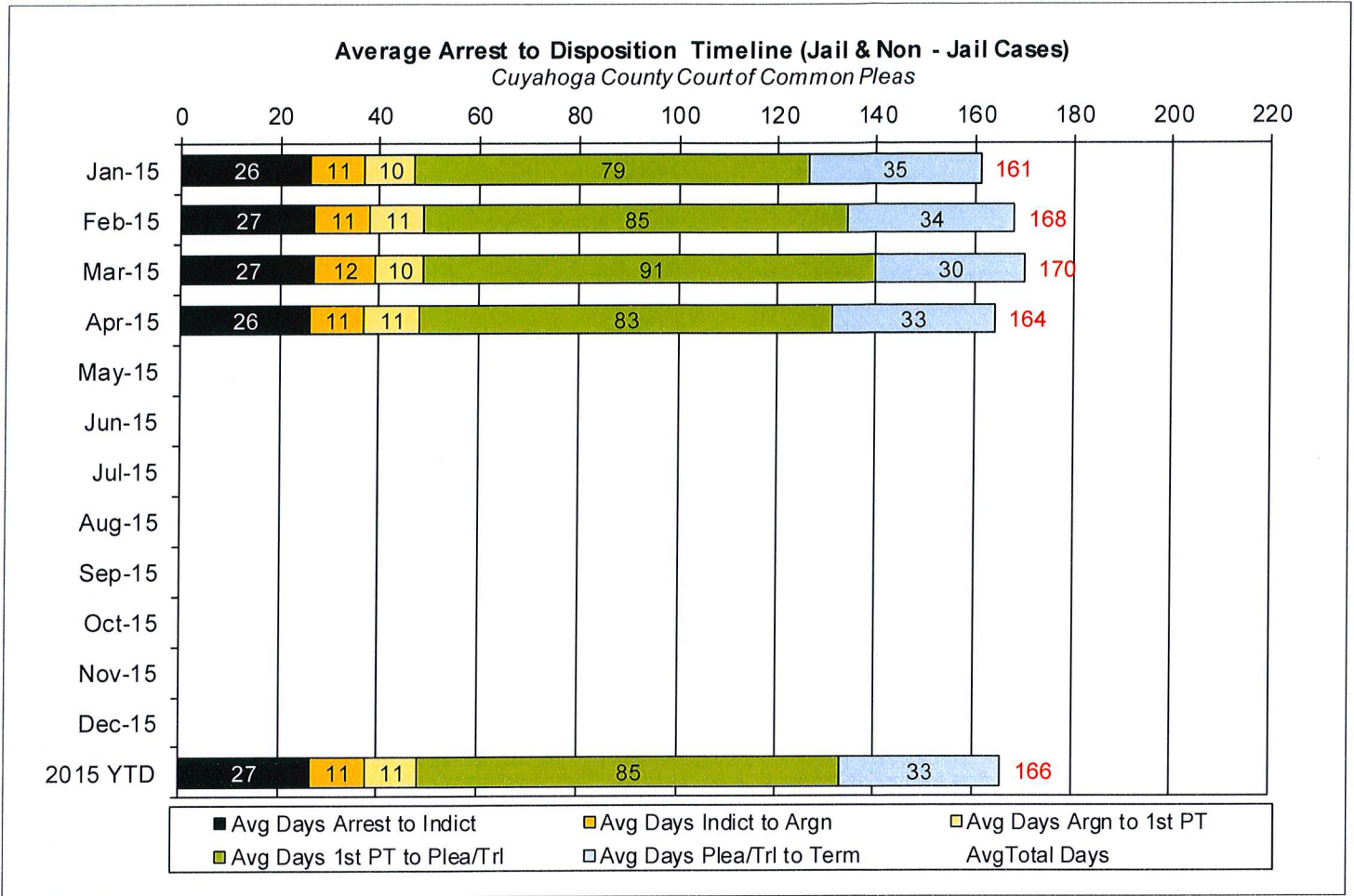
CUYAHOGA COUNTY COMMON PLEAS COURT

Average Arrest to Disposition Timeline (Non-Jail Cases)



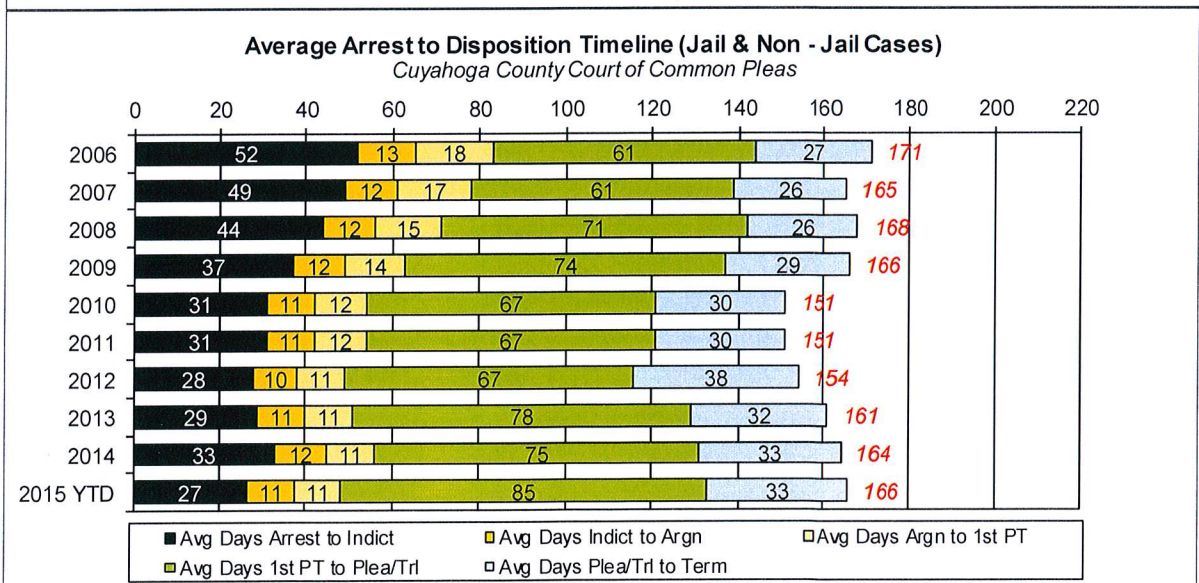
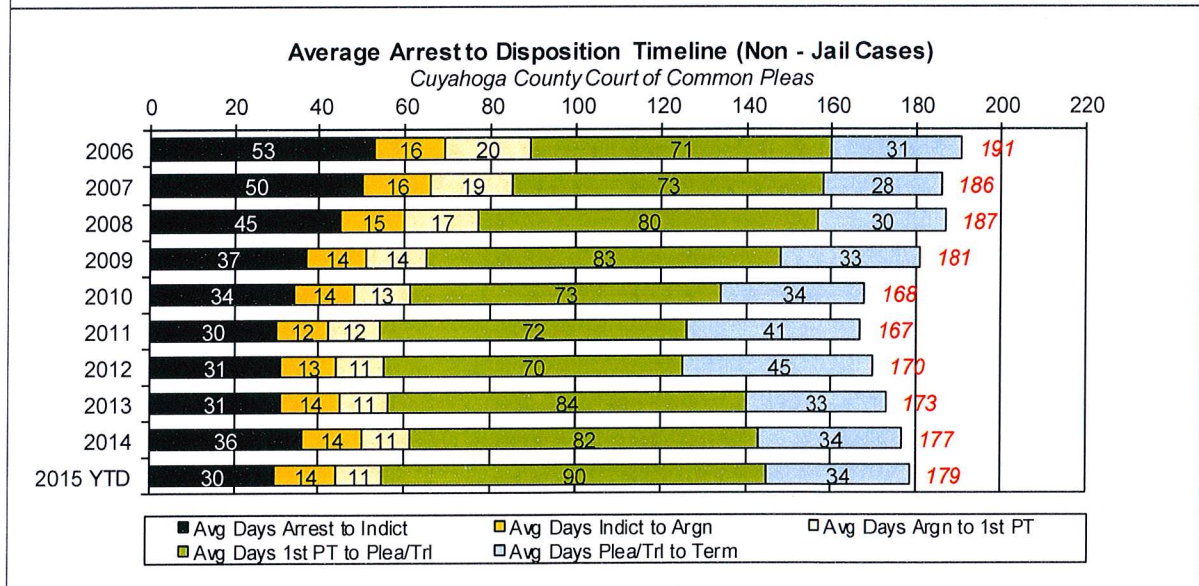
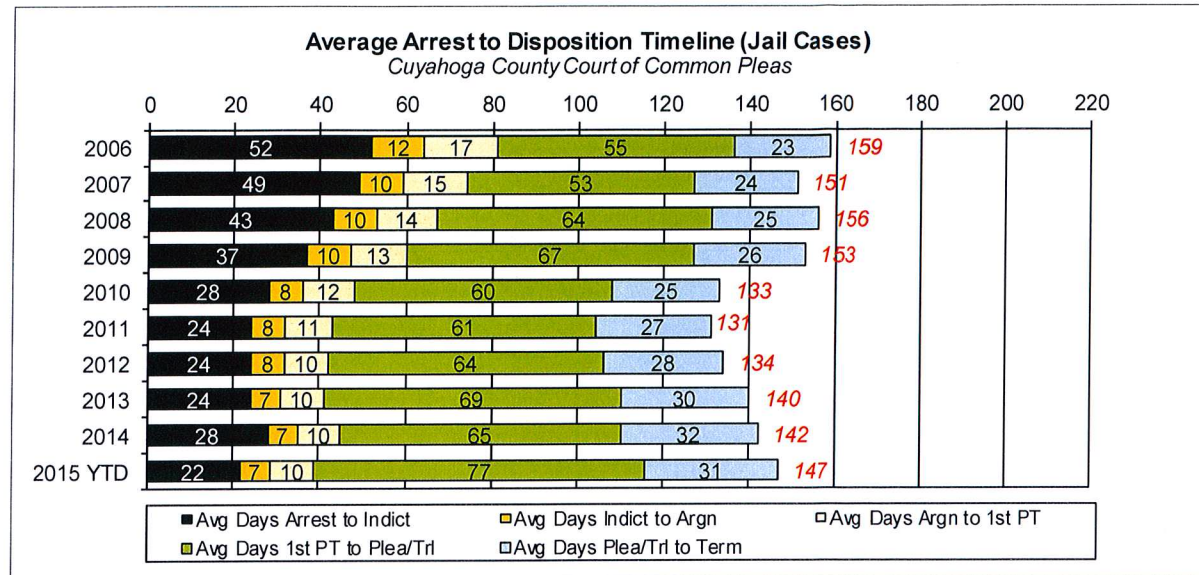
CUYAHOGA COUNTY COMMON PLEAS COURT

Average Arrest to Disposition Timeline (Jail and Non-Jail Cases)



CUYAHOGA COUNTY COMMON PLEAS COURT

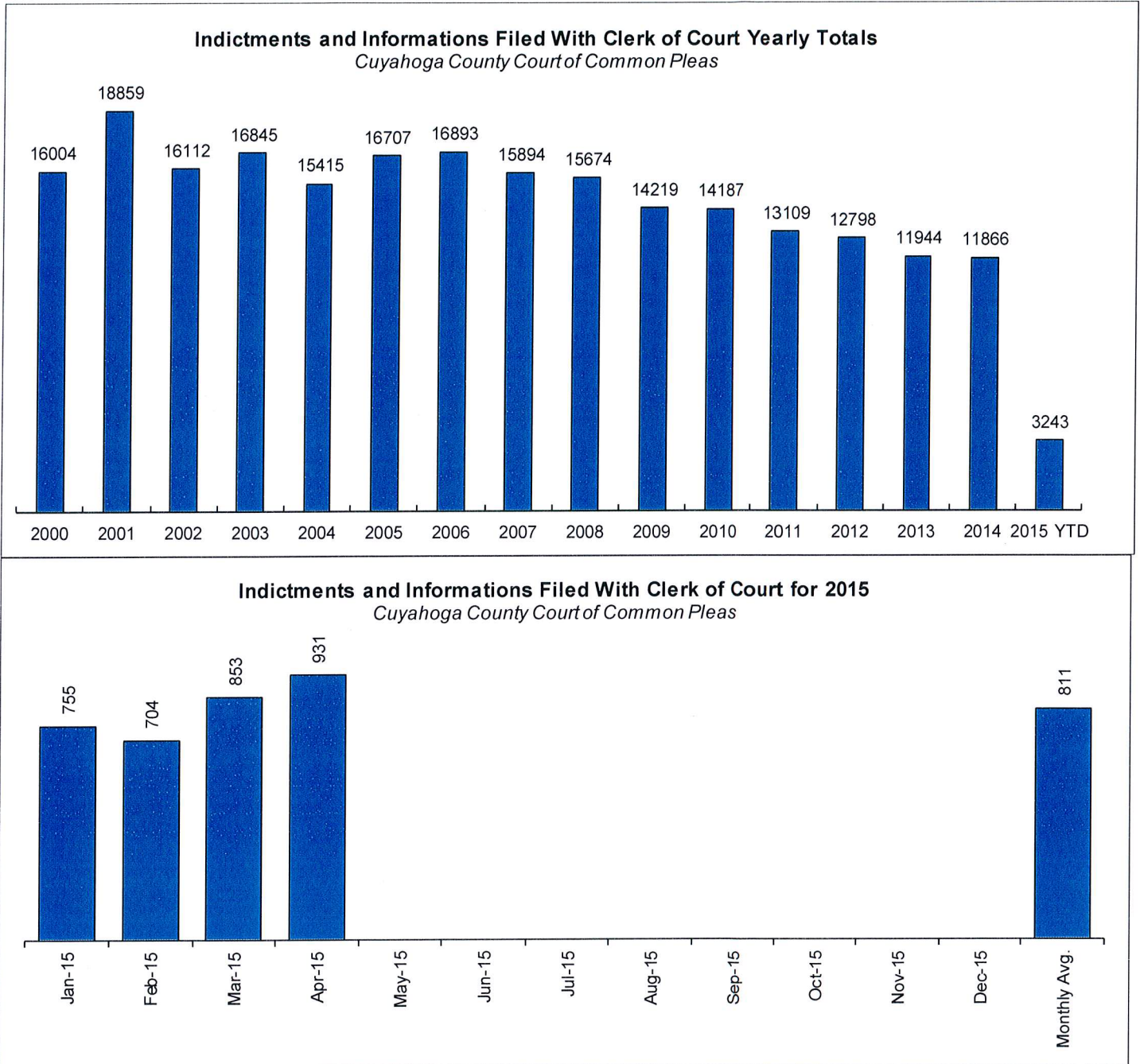
Yearly Average Arrest to Disposition Timeline



CUYAHOGA COUNTY COMMON PLEAS COURT

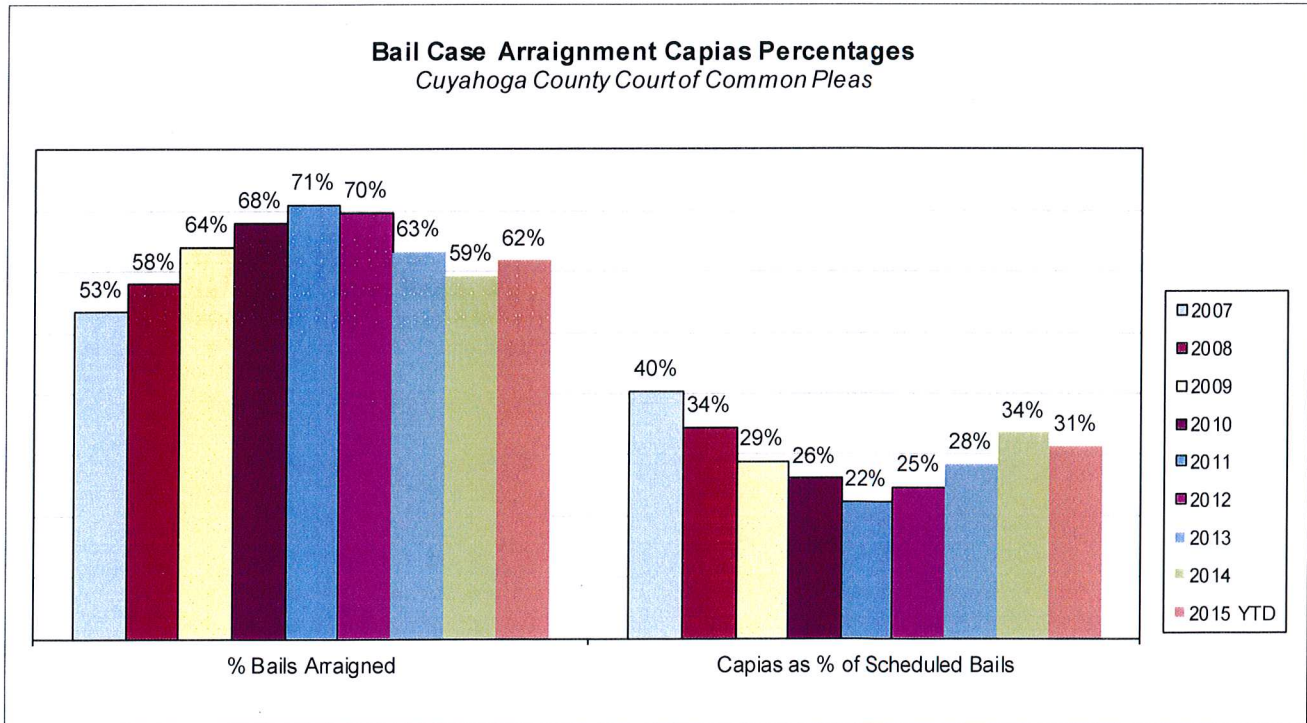
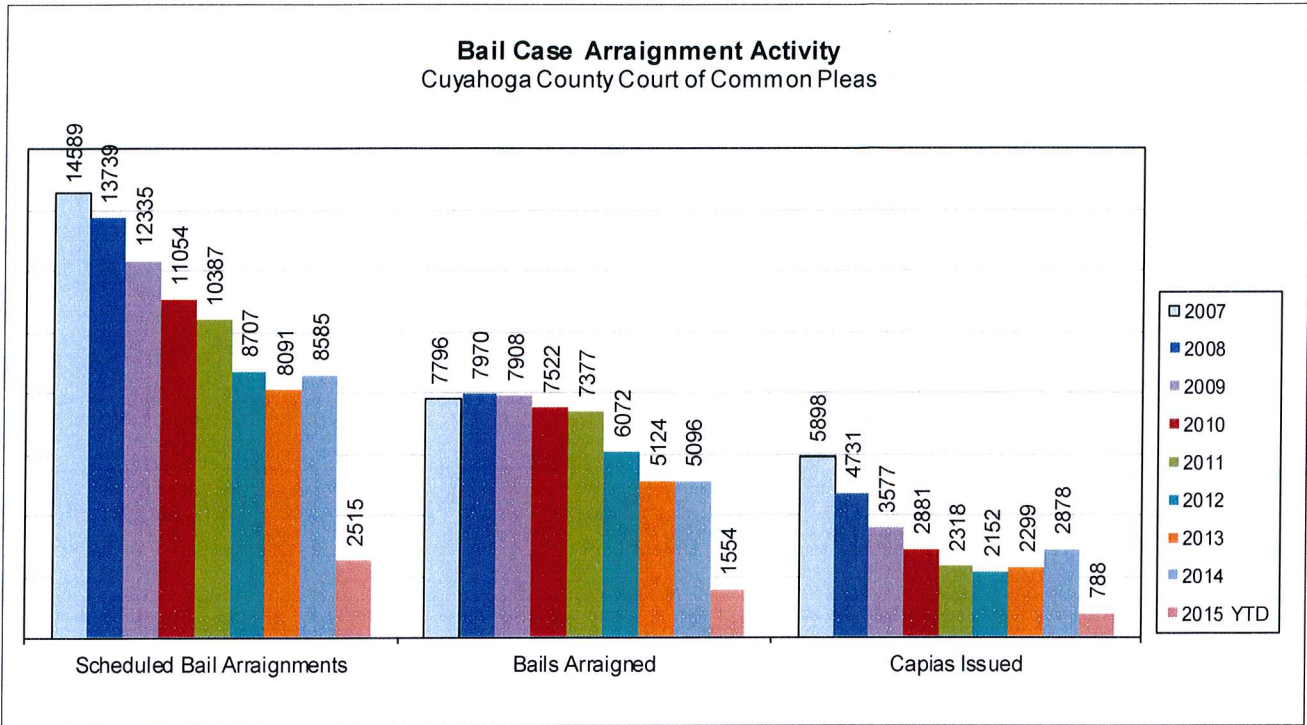
Indictments and Informations Filed With the Clerk of Courts

The following charts are reflective of Indictments and Informations filed with the Criminal Clerk of Courts from 2000. The source for this information was the Criminal Clerk's Office.



Bail Case Arraignment Activity

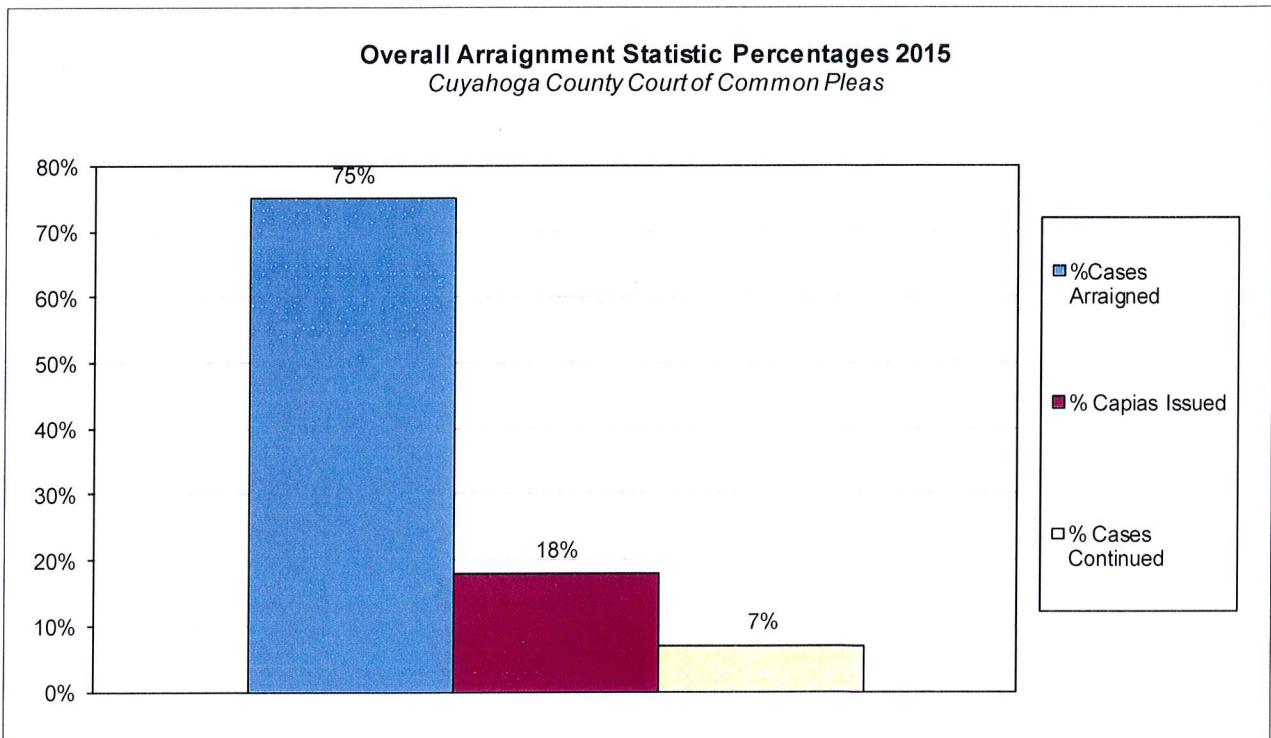
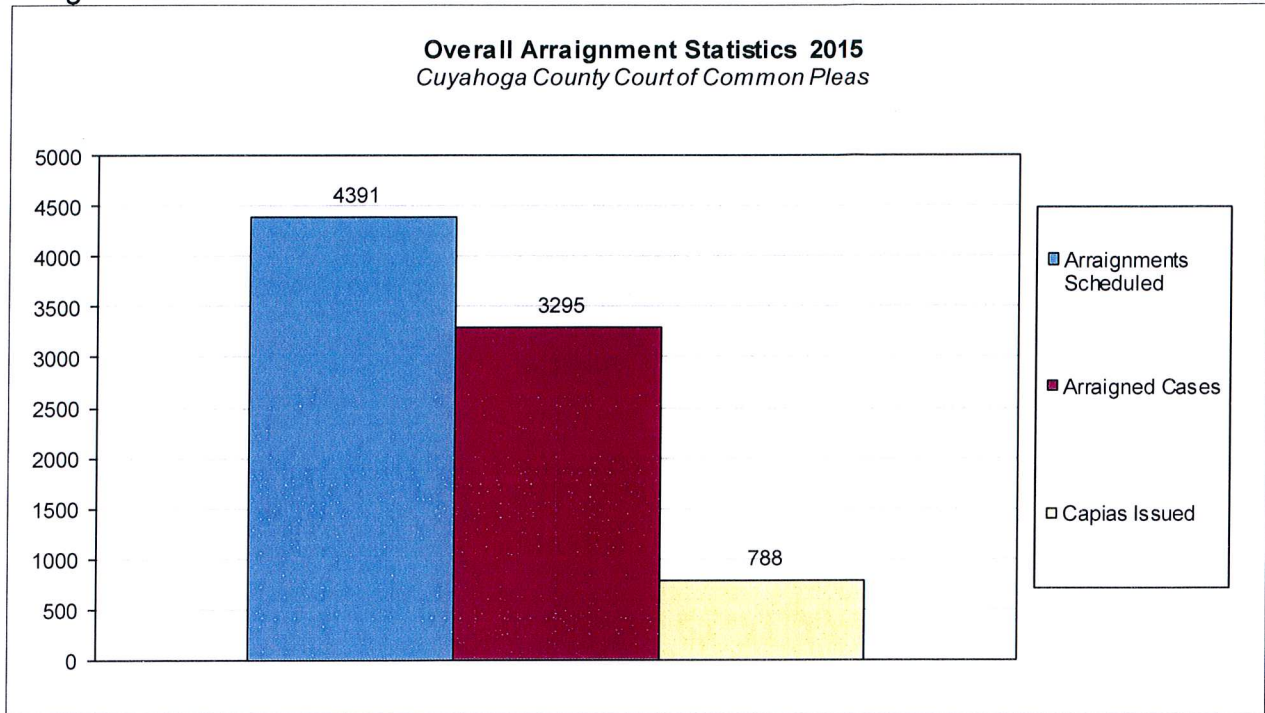
The following charts are reflective of arraignment activity where the defendant was not incarcerated at the time of arraignment. The source for this information was the Criminal Records Department.



CUYAHOGA COUNTY COMMON PLEAS COURT

Overall Arraignment Statistics

The arraignment statistics were provided by the Criminal Records Department. They are provided to give a representation of arraignment activity in the Court in 2015. These statistics include jail and non – jail arraignments.



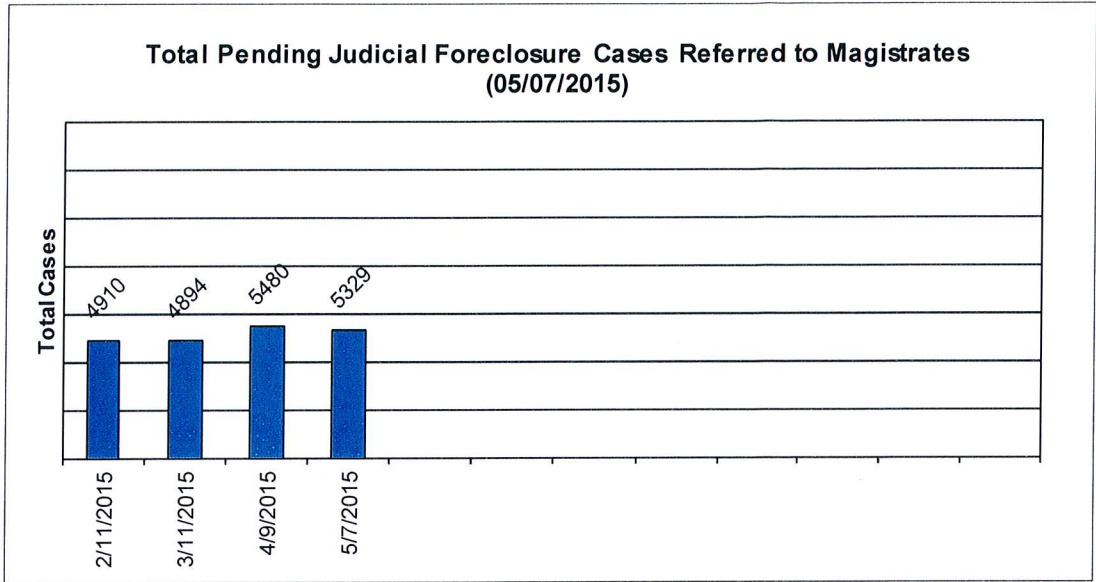
Judicial Foreclosure Statistics¹

¹ For clarification purposes, Foreclosure cases in this report are identified as Judicial Foreclosure filings (filing codes 1460 (Foreclosure Marsh. Of Lien), 1465(Tax Lien), 1466 (Tax Certificate), 1470 (Quiet Title), and 1480 (Partition)). These cases are different from Board of Revision Foreclosures, which are not reported here.

CUYAHOGA COUNTY COMMON PLEAS COURT

Total Pending Judicial Foreclosure Cases Referred to Magistrates

The following chart is a display of the total number of pending Judicial Foreclosure cases referred to the Magistrates on specific dates. The table below shows the number of these cases pending from each year since 2000.

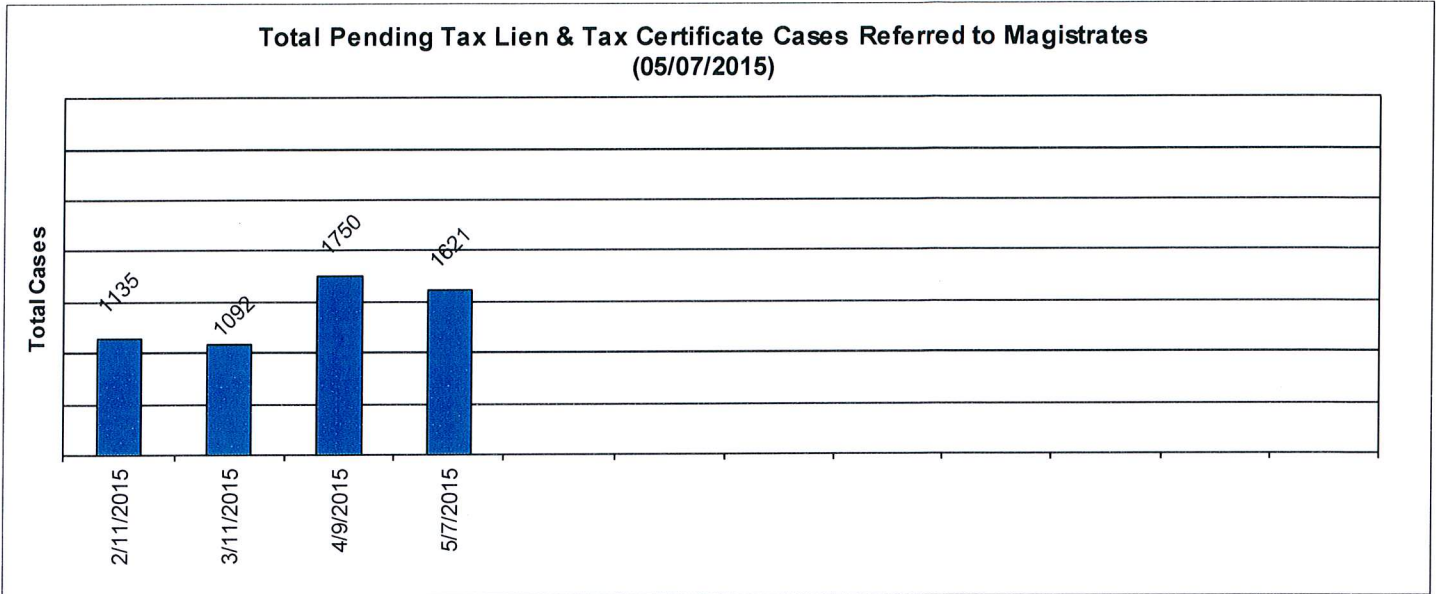


	As of:	2/11/2015	3/11/2015	4/9/2015	5/7/2015																
Year																					
2000		0	0	0	0																
2001		0	0	0	0																
2002		1	1	0	0																
2003		2	2	2	2																
2004		0	0	0	0																
2005		0	0	0	0																
2006		1	1	0	0																
2007		5	3	2	1																
2008		4	4	4	3																
2009		9	10	6	6																
2010		19	16	15	14																
2011		42	41	32	33																
2012		145	136	114	99																
2013		547	454	390	341																
2014		3532	3182	2729	2320																
2015		603	1044	2186	2510																
Total		4910	4894	5480	5329																

CUYAHOGA COUNTY COMMON PLEAS COURT

Total Pending Tax Lien & Certificate Cases Referred to Magistrates

The following chart is a display of the number of pending tax Judicial Foreclosure cases referred to the Magistrates on specific dates. The table below shows the number of pending tax Judicial Foreclosure cases in each year since 2000.




As of:	2/11/2015	3/11/2015	4/9/2015	5/7/2015										
Year														
2000	0	0	0	0										
2001	0	0	0	0										
2002	1	1	0	0										
2003	0	0	0	0										
2004	0	0	0	0										
2005	0	0	0	0										
2006	1	1	0	0										
2007	2	2	1	1										
2008	0	1	0	0										
2009	6	6	2	2										
2010	3	2	2	2										
2011	19	19	17	17										
2012	35	34	26	23										
2013	170	135	115	101										
2014	827	764	665	557										
2015	71	127	922	918										
Total	1135	1092	1750	1621										

CUYAHOGA COUNTY COMMON PLEAS COURT

Percentage of Pending Judicial Foreclosure Cases By Filing Year

The following chart is a representation of the total number of pending Judicial Foreclosure cases by filing year expressed as a percentage on a specific date. The table below is the supporting data for this chart.


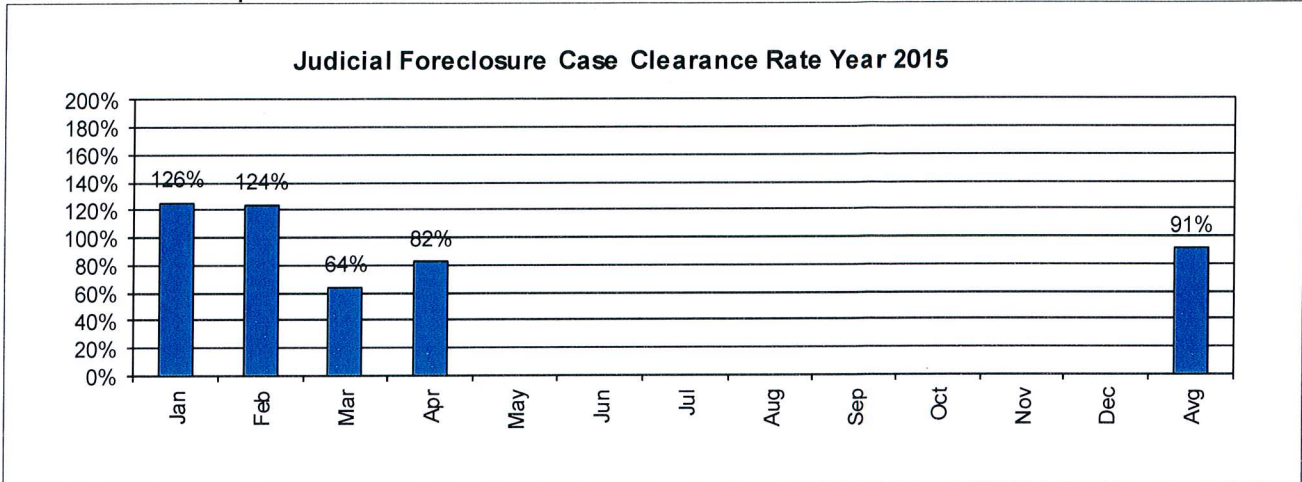


	As of:		
Year		5/7/2015	% of Total
2000		0	0.00%
2001		0	0.00%
2002		0	0.00%
2003		2	0.04%
2004		0	0.00%
2005		0	0.00%
2006		0	0.00%
2007		1	0.02%
2008		3	0.06%
2009		6	0.11%
2010		14	0.26%
2011		33	0.62%
2012		99	1.86%
2013		341	6.40%
2014		2320	43.54%
2015		2510	47.10%
Total		5329	100.00%

CUYAHOGA COUNTY COMMON PLEAS COURT

Judicial Foreclosure Clearance Rate Year 2015

The Clearance Rate is the number of outgoing cases as a percentage of the number of incoming cases. Clearance rate measures whether the court is keeping up with its incoming caseload. If cases are not disposed in a timely manner, a backlog of cases awaiting disposition will grow. A Clearance Rate of 100% indicates that at least as many cases as have been filed, reopened, or reactivated in a period have been disposed.

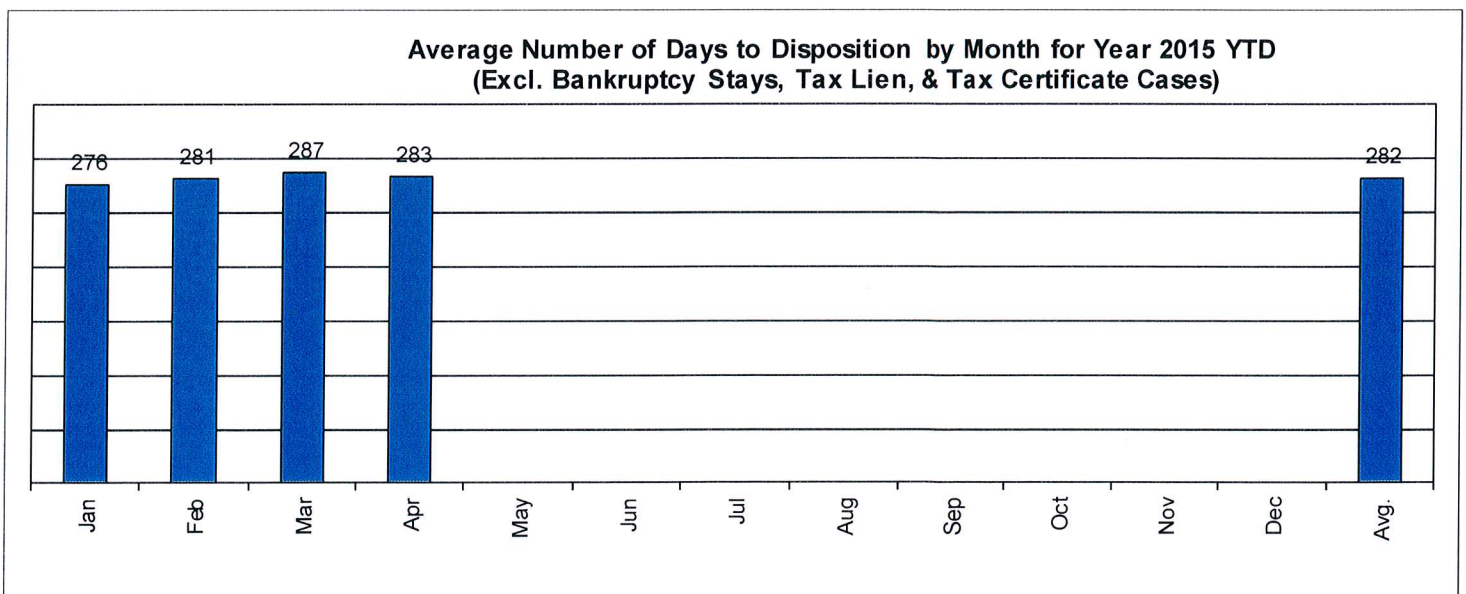
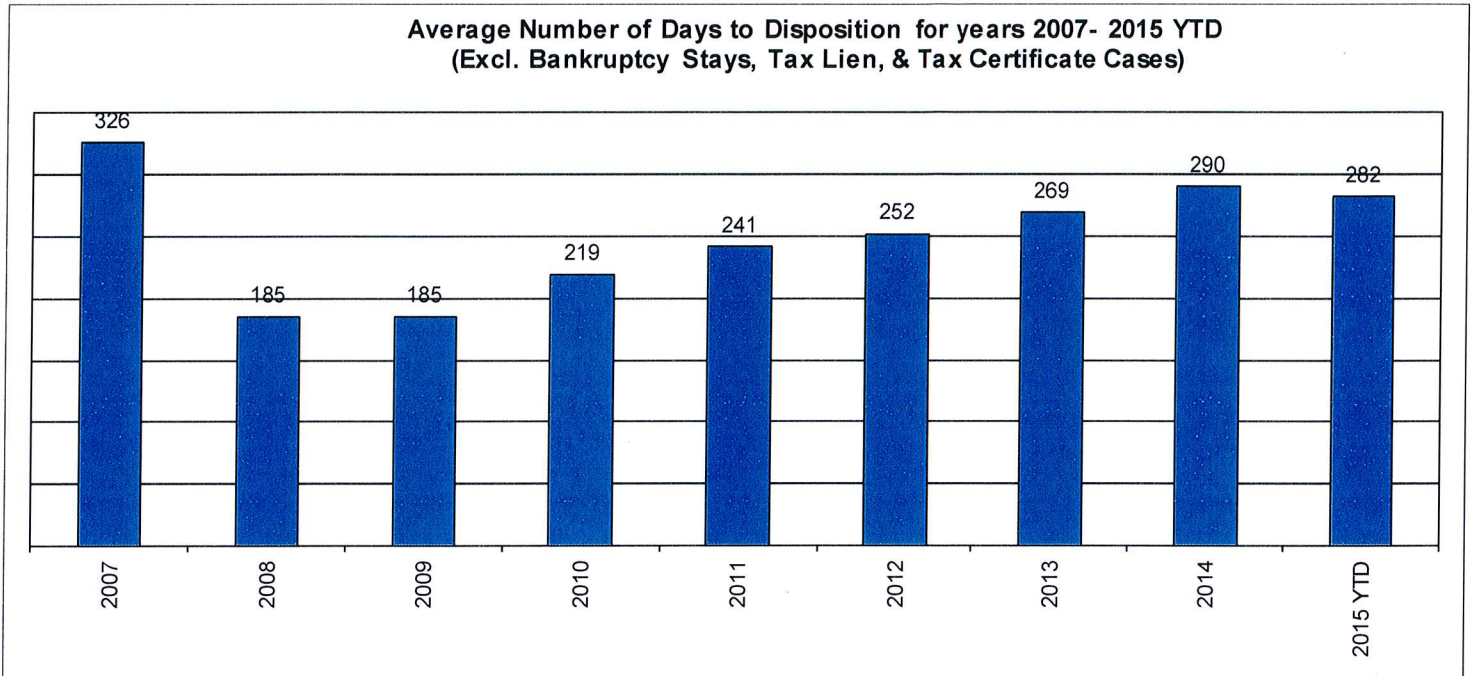


	Referrals & Reinstates	Dispositions	Clearance Rate
Jan	532	668	126%
Feb	483	598	124%
Mar	981	628	64%
Apr	790	649	82%
May			
Jun			
Jul			
Aug			
Sep			
Oct			
Nov			
Dec			
Avg	697	636	91%
Total	2786	2543	

CUYAHOGA COUNTY COMMON PLEAS COURT

Avg. Number of Days to Disp. (Excl. Bank. Stays & Tax Lien & Tax Cert.)

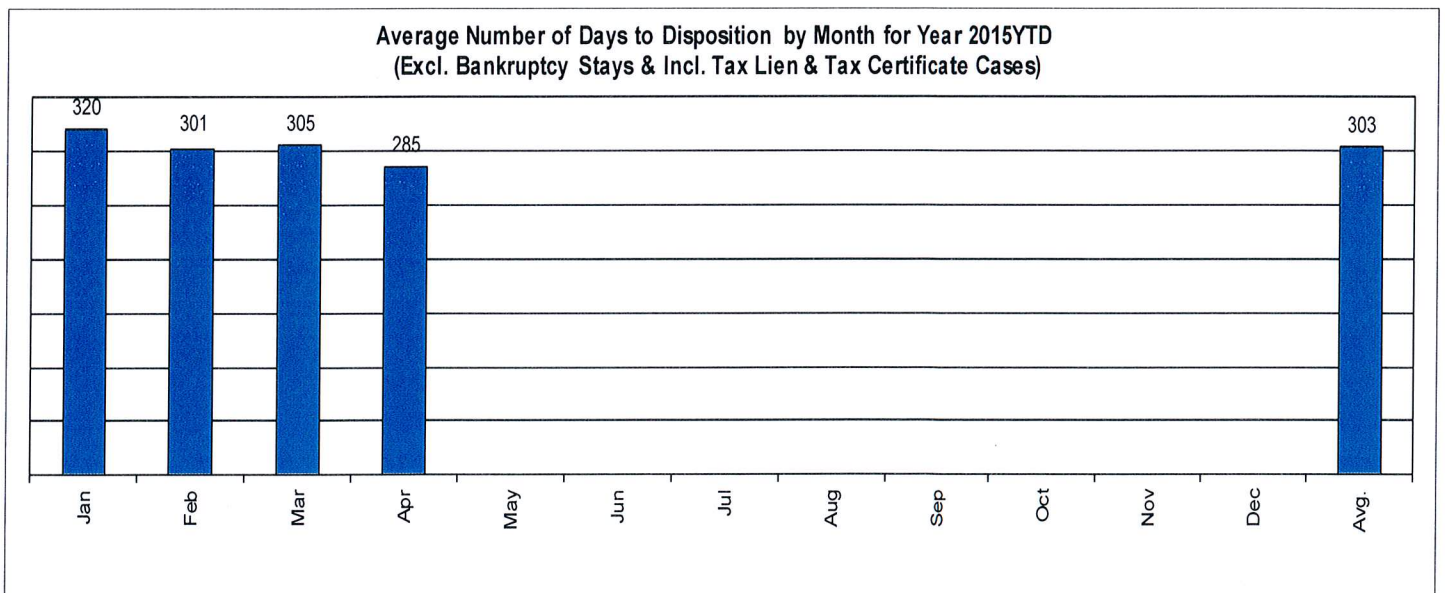
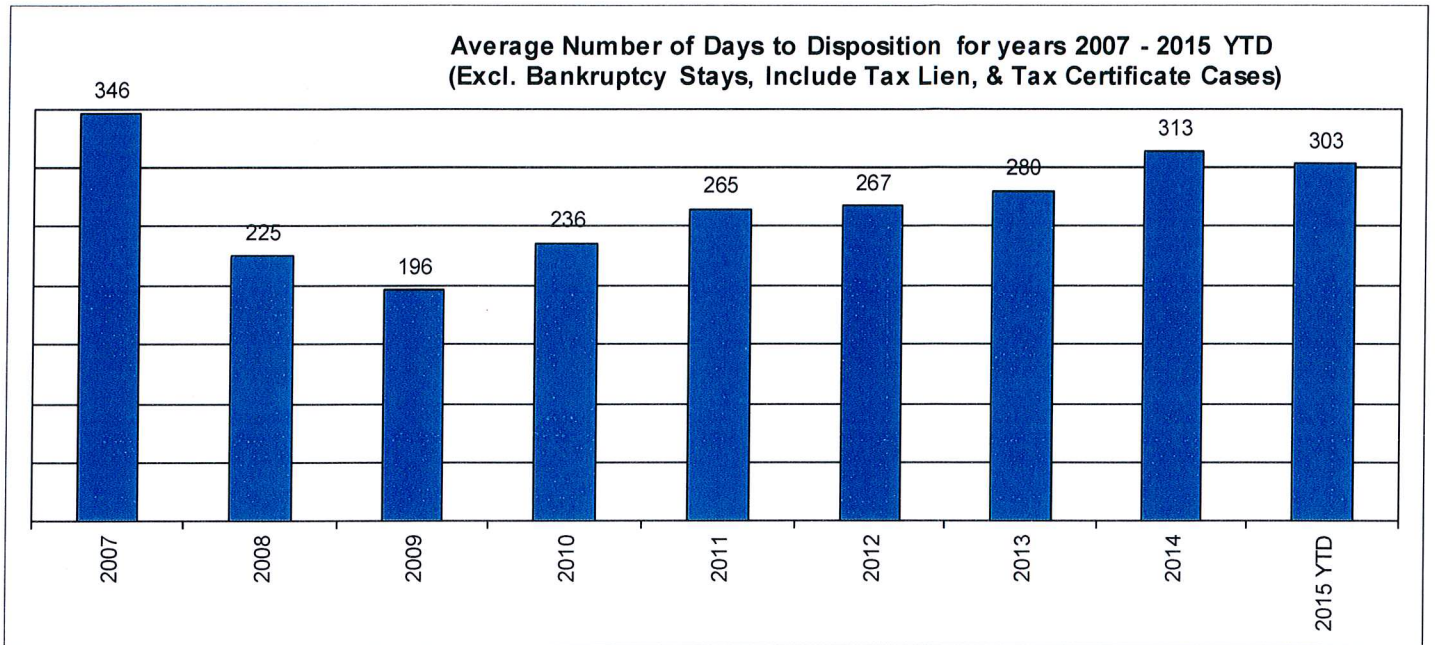
The average number of days to disposition is the number of days from filing to a final disposition entry being filed with the Clerk of Court. The data sample is based on all judicial foreclosure cases terminated by decree or dismissal (cases terminated by bankruptcy are not included) in a month. Each case is examined to determine the number of days between filing and termination with the periods that a case may have been in bankruptcy subtracted. Adding the total days of all of the cases minus bankruptcy periods and dividing by the total number of cases calculates the average. In the following chart, tax judicial foreclosure cases are excluded.



CUYAHOGA COUNTY COMMON PLEAS COURT

Avg. Number of Days to Disp. (Excl. Bank. Stays & Incl. Tax Lien & Tax Cert.)

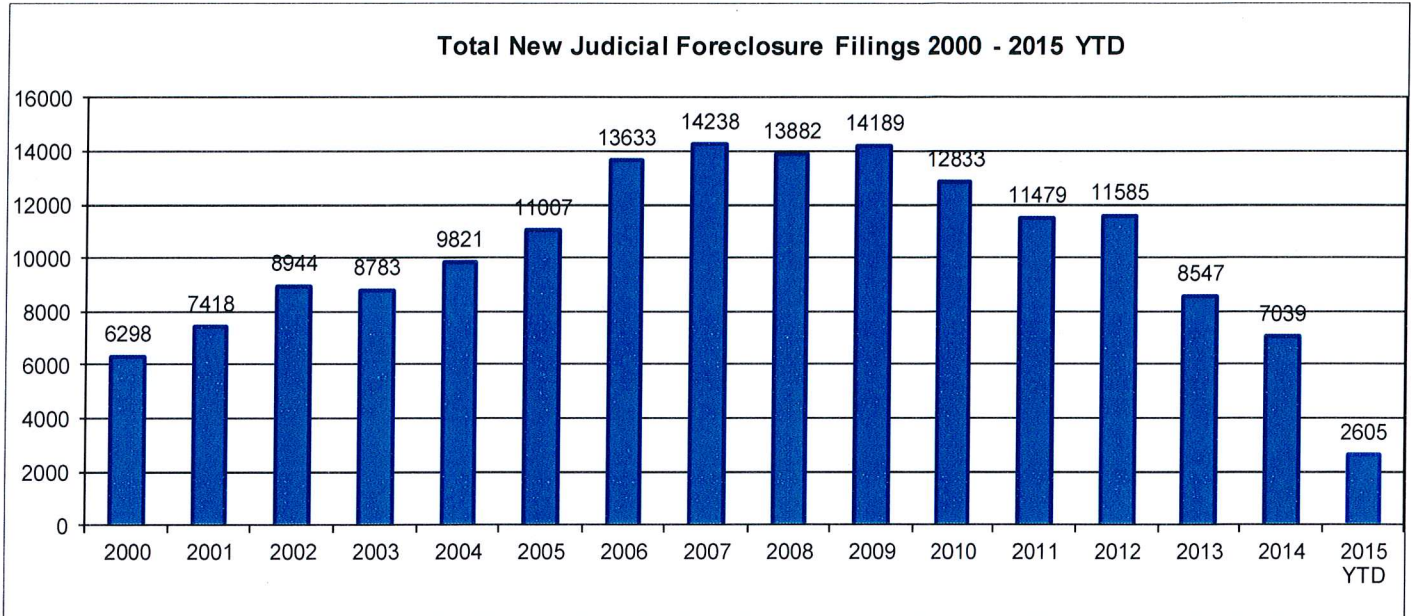
The average number of days to disposition is the number of days from filing to a final disposition entry being filed with the Clerk of Court. The data sample is based on all Judicial Foreclosure cases terminated by decree or dismissal (cases terminated by bankruptcy are not included) in a month. Each case is examined to determine the number of days between filing and termination with the periods that a case may have been in bankruptcy subtracted. Adding the total days of all of the cases minus bankruptcy periods and dividing by the total number of cases calculates the average. In the following chart, all types of Judicial Foreclosure cases are included.



Total New Judicial Foreclosure Filings

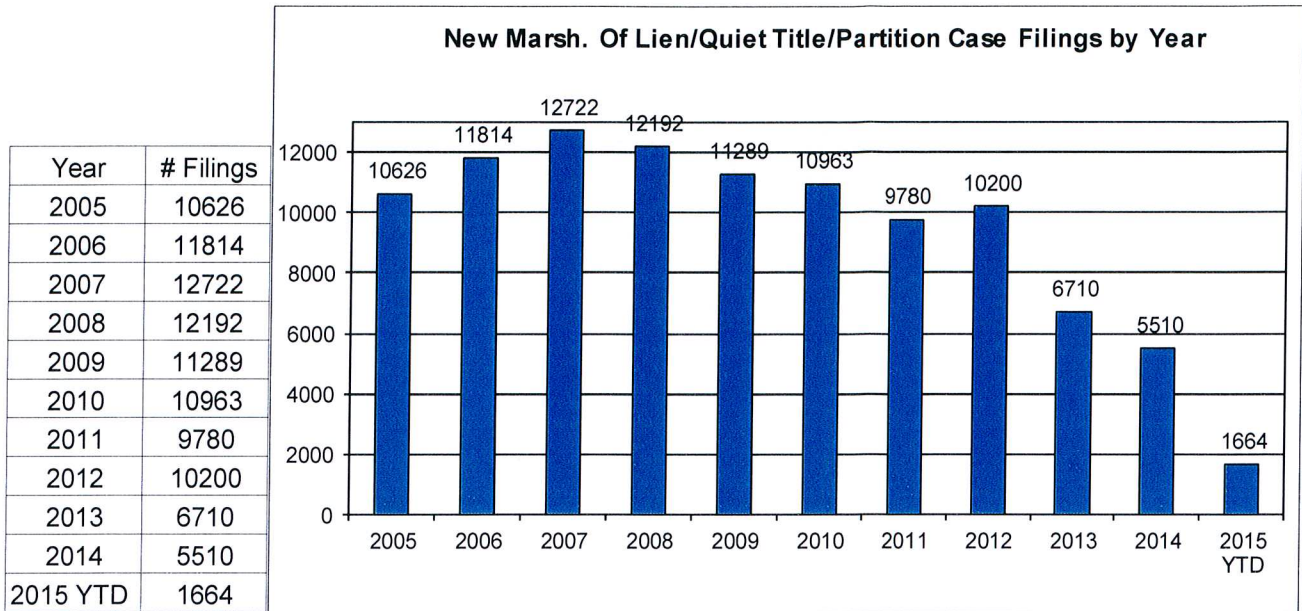
The following charts are provided as a historical view of new judicial foreclosure filings.

1. Total New Judicial Foreclosure Filings from 2000 – 2015 by year
2. Total New Marsh of Lien/Quiet Title/Partition Filings from 2005 – 2015 by month
3. Total New Tax Lien & Tax Certificate Filings for 2005 – 2015 by month
4. Total New Judicial Foreclosure Filings from 2005 – 2015 by month

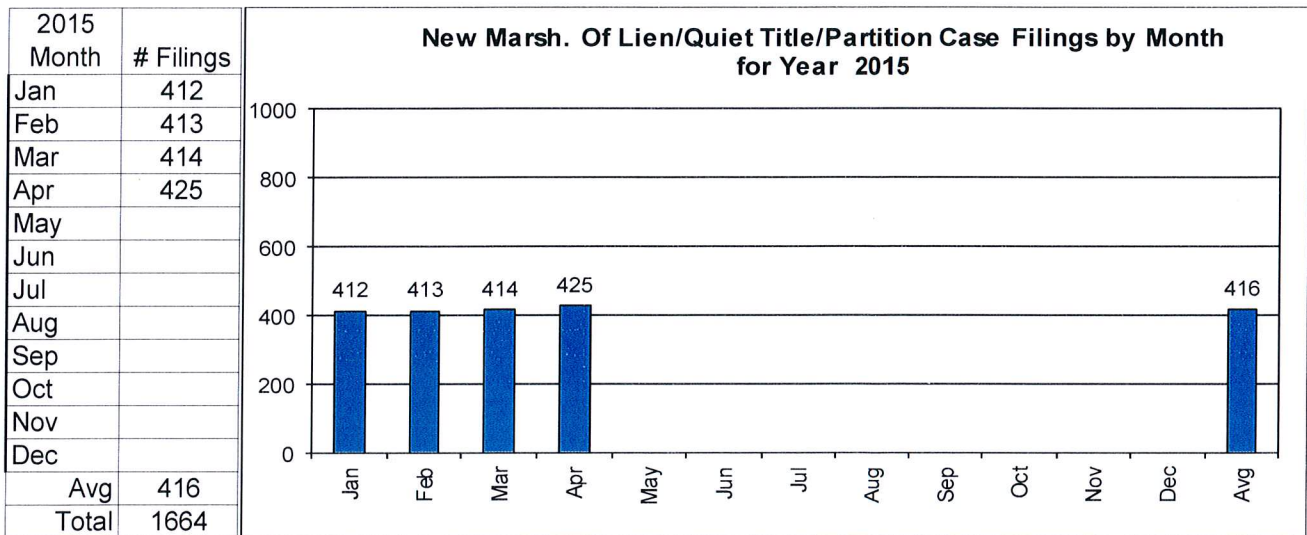


CUYAHOGA COUNTY COMMON PLEAS COURT

New Marsh of Lien/Quiet Title/Partition Case Filings for Years 2005 – 2015 YTD

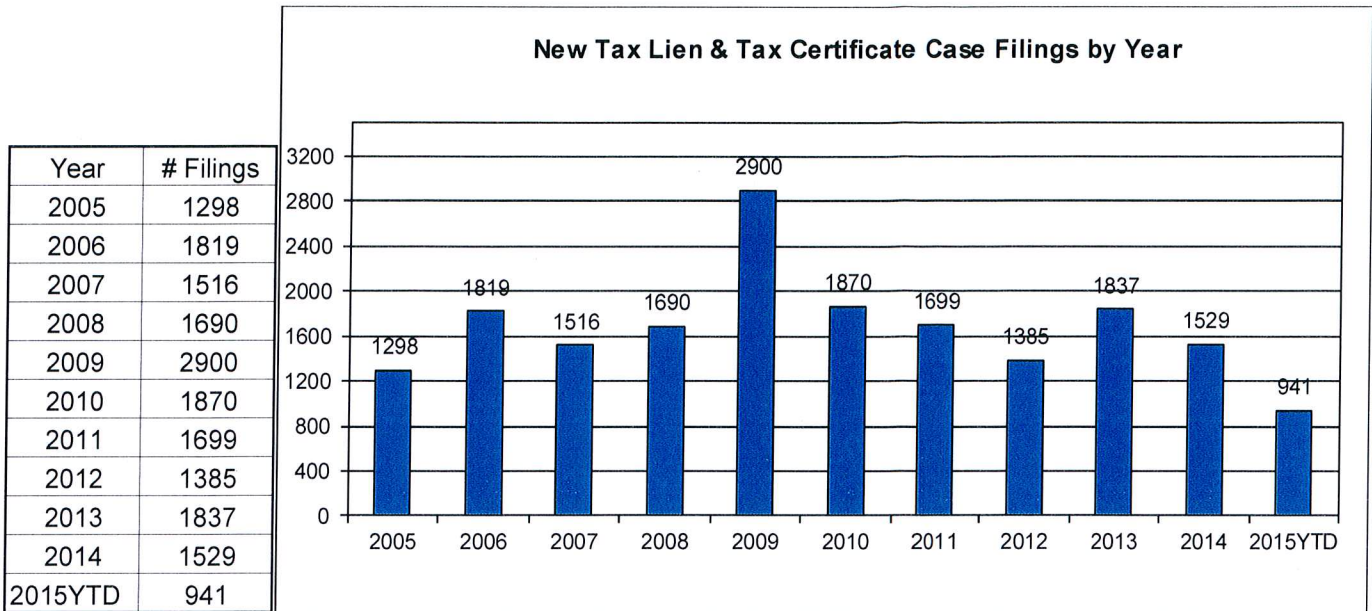


New Marsh of Lien/Quiet Title/Partition Case Filings by month for 2015 YTD

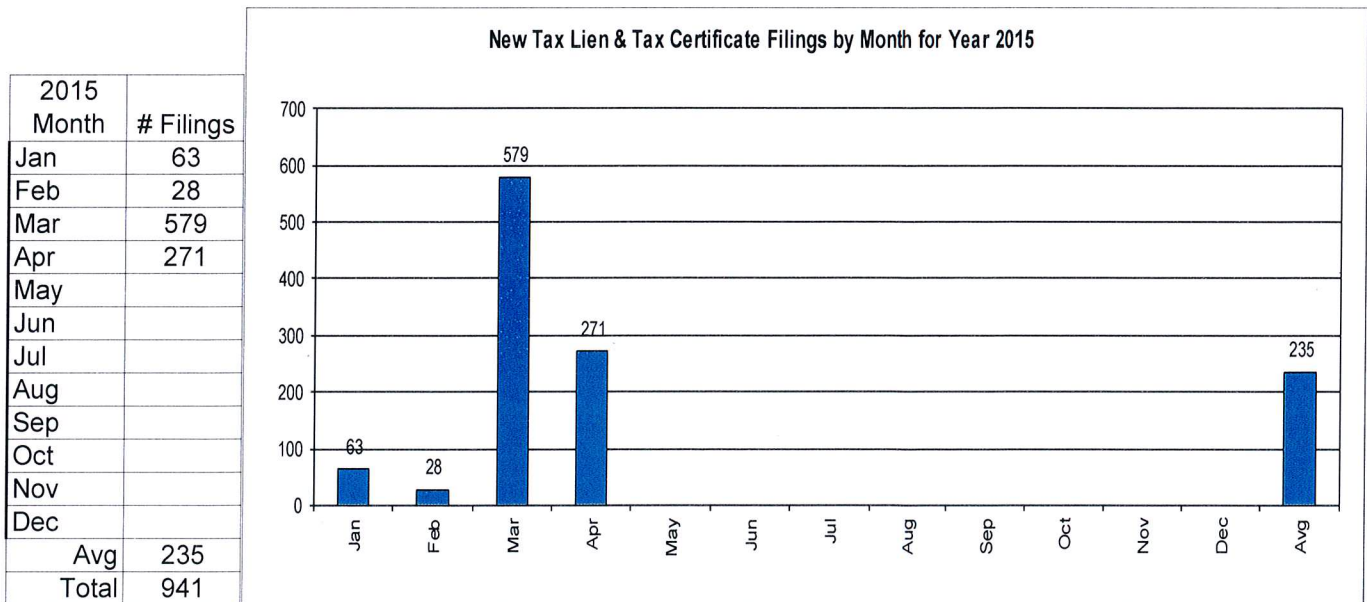


CUYAHOGA COUNTY COMMON PLEAS COURT

New Tax Lien & Certificate Filings for Years 2005 – 2015 YTD



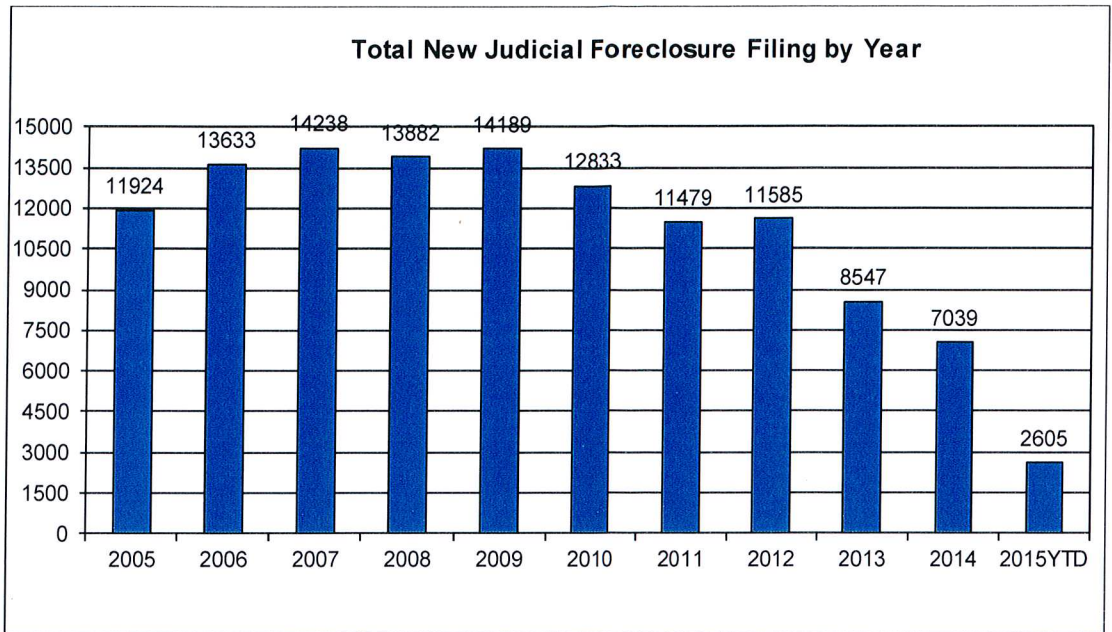
New Tax Lien & Certificate Filings by Month for Year 2015 YTD



CUYAHOGA COUNTY COMMON PLEAS COURT

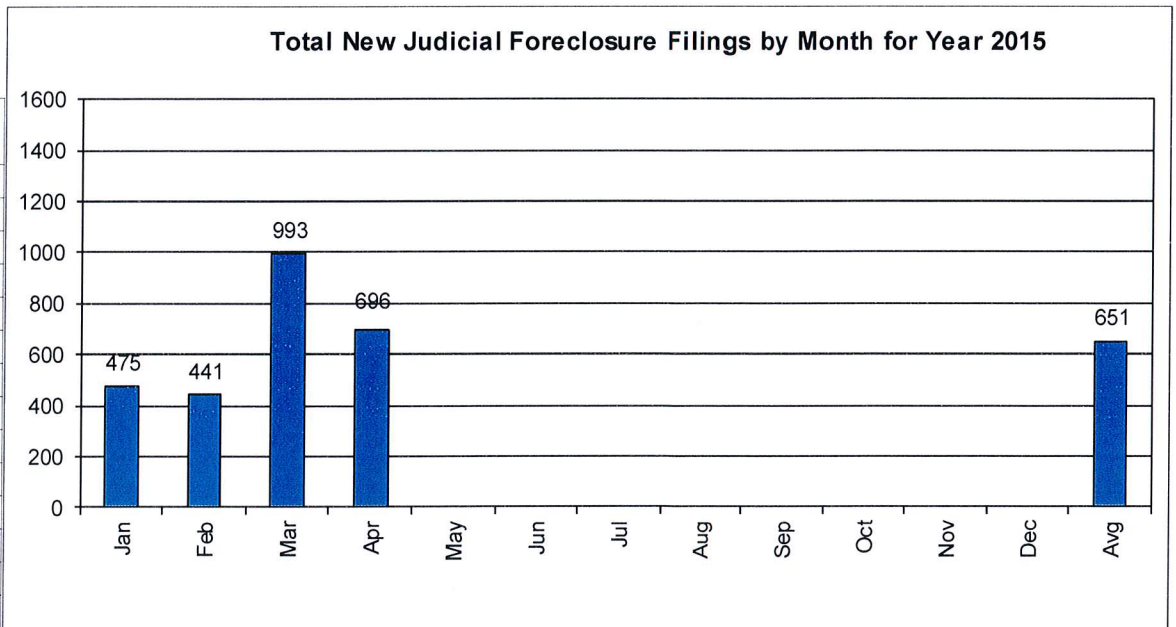
Total New Judicial Foreclosure Filings Years 2005 – 2015 YTD

Year	# Filings
2005	11924
2006	13633
2007	14238
2008	13882
2009	14189
2010	12833
2011	11479
2012	11585
2013	8547
2014	7039
2015 YTD	2605



Total New Judicial Foreclosure Filings by Month for Year 2015 YTD

2015 Month	# Filings
Jan	475
Feb	441
Mar	993
Apr	696
May	
Jun	
Jul	
Aug	
Sep	
Oct	
Nov	
Dec	
Avg	651
Total	2605



Magistrate's Monthly Reports

The Magistrates' Monthly Report consists of 5 reports. Below is a description of each.

Magistrate's Monthly Supplemental Journal Entry Report (R415)

Retrieves total number of supplemental entries and Decrees of Confirmation of Sheriff's sale created during a specific period. A supplemental entry is any journal created by a magistrate, which does not close out a case. For example, any magistrate's order (MG) setting a hearing, any journal entry (JE) ruling on a motion, journals confirming Sheriff's sales, etc.).

Magistrate's Full Disposition Count by Magistrate Report (R413)

Retrieves total number of cases disposed of during a specific period. The dispositions are grouped by Magistrate and then broken down by the type of disposition (i. e. Default, Dismissed with Prejudice, Dismissed without Prejudice, etc.) This report can be printed three different ways. Including tax cases (Full Dispositions), excluding tax cases (Non-Tax Dispositions), and Tax cases only (Tax Dispositions).

Magistrate's Monthly Cases Referred/Reinstated Report (R418)

Retrieves newly filed cases referred to the Magistrates Dept. and cases previously disposed by the Magistrates Dept. that are reinstated and re-referred to the magistrates. The cases are separated by Tax (filing code 1465; Tax Judicial Foreclosure & 1466; Tax Certificate Judicial Foreclosure) and Non-Tax (1460; Judicial Foreclosure Marsh. Of Lien, 1480; Partition, 1470; Quiet Title, misc. (i. e. 1391; Contract Other, etc.).

Magistrate's Monthly Hearing Totals Report (R3146)

Retrieves total number of hearings held during one month. The hearings are grouped by Magistrate and then broken down by what type hearing was held (i. e. Default, Pretrial, etc.).

Magistrate's Monthly Case Load Report (R3147)

Retrieves individual caseload totals for individual magistrates during a specific period. The cases are grouped by magistrate and then broken down by case type (i. e. tax judicial foreclosure, tax certificate judicial foreclosure and non-tax judicial foreclosure).

CUYAHOGA COUNTY COURT OF COMMON PLEAS

DATE: 05/07/2015
TIME: 11:18 AM

OFFICE OF THE MAGISTRATES
MAGISTRATE'S MONTHLY SUPPLEMENTALS BY CASE
REPORTING PERIOD: APRIL 2015

PAGE: 1
CMSR415D

SUPPLEMENTALS

AUGUSTYN	238
BAKER	405
BUCHA	265
DYKE	282
GAUNTNER	0
GONZALEZ	311
HIPPLEY	269
JACKSON A	299
JACKSON J	235
KLEIN	254
LUCAS	196
OLSZTYN	348
VOZAR	404
WEISS	334
UNACCOUNTED FOR	0

TOTAL 3840

CONFIRMATIONS

TOTAL 17

DATE: 05/07/2015
 TIME: 11:20 AM

CUYAHOGA COUNTY COURT OF COMMON PLEAS
 OFFICE OF THE MAGISTRATES
Full Disposition Count by Magistrate
 REPORTING PERIOD: FROM 04/01/2015 TO 04/30/2015

PAGE: 1
 CMSR413

MagID	Dispose Type	Tax Cert.	Tax Treas.	Total
KCA				
	Bank	0	0	3
	Def	1	0	11
	Dism	0	0	8
	Ref. Vacate	0	0	0
	Court Trial	0	0	0
	Other	0	3	9
	<u>MAG'S TOTAL</u>	1	3	<u>31</u>
GDB				
	Bank	1	0	2
	Def	1	0	29
	Dism	1	2	18
	Ref. Vacate	0	0	0
	Court Trial	0	0	0
	Other	0	9	18
	<u>MAG'S TOTAL</u>	3	11	<u>67</u>
SMB				
	Bank	1	1	3
	Def	0	0	13
	Dism	1	1	18
	Ref. Vacate	0	0	0
	Court Trial	0	0	0
	Other	1	0	4
	<u>MAG'S TOTAL</u>	3	2	<u>38</u>
JTD				
	Bank	3	0	7
	Def	2	0	10
	Dism	2	2	24
	Ref. Vacate	0	0	0
	Court Trial	0	0	0
	Other	0	2	4
	<u>MAG'S TOTAL</u>	7	4	<u>45</u>
TG				
	Bank	1	0	4
	Def	9	0	29
	Dism	7	3	31
	Ref. Vacate	0	0	0
	Court Trial	0	0	0
	Other	2	5	16
	<u>MAG'S TOTAL</u>	19	8	<u>80</u>
KH				
	Bank	2	0	5
	Def	4	2	24
	Dism	3	2	31
	Ref. Vacate	0	0	0
	Court Trial	0	0	0
	Other	2	0	4
	<u>MAG'S TOTAL</u>	11	4	<u>64</u>
ARJ				
	Bank	0	0	2
	Def	3	0	18
	Dism	2	1	13
	Ref. Vacate	0	0	0
	Court Trial	0	0	1
	Other	0	5	6
	<u>MAG'S TOTAL</u>	5	6	<u>40</u>
JLJ				
	Bank	1	0	4
	Def	4	0	25
	Dism	1	2	16

Decrees	374
Defaults	259
Other	114
Court Trial	1
Dismissals	229
Bankruptcy	46
Ref. Vacated	0
Grand Total	649

DATE: 05/07/2015
TIME: 11:20 AM

CUYAHOGA COUNTY COURT OF COMMON PLEAS
OFFICE OF THE MAGISTRATES
Full Disposition Count by Magistrate
REPORTING PERIOD: FROM 04/01/2015 TO 04/30/2015

PAGE: 2
CMSR413

MagID	Dispose Type	Tax Cert.	Tax Treas.	Total
	Ref. Vacate	0	0	0
	Court Trial	0	0	0
	Other	1	3	11
	<u>MAG'S TOTAL</u>	7	5	<u>56</u>

MK	Bank	0	1	2
	Def	3	0	18
	Dism	0	0	7
	Ref. Vacate	0	0	0
	Court Trial	0	0	0
	Other	2	3	9
	<u>MAG'S TOTAL</u>	5	4	<u>36</u>

PL	Bank	0	0	4
	Def	2	0	22
	Dism	0	0	11
	Ref. Vacate	0	0	0
	Court Trial	0	0	0
	Other	0	4	5
	<u>MAG'S TOTAL</u>	2	4	<u>42</u>

CEO	Bank	1	0	4
	Def	4	0	17
	Dism	1	1	18
	Ref. Vacate	0	0	0
	Court Trial	0	0	0
	Other	2	4	9
	<u>MAG'S TOTAL</u>	8	5	<u>48</u>

TJV	Bank	0	0	3
	Def	5	0	24
	Dism	1	0	23
	Ref. Vacate	0	0	0
	Court Trial	0	0	0
	Other	0	0	6
	<u>MAG'S TOTAL</u>	6	0	<u>56</u>

CW	Bank	0	1	3
	Def	5	0	19
	Dism	0	0	11
	Ref. Vacate	0	0	0
	Court Trial	0	0	0
	Other	1	7	13
	<u>MAG'S TOTAL</u>	6	8	<u>46</u>

CUYAHOGA COUNTY COURT OF COMMON PLEAS

DATE: 05/07/2015
 TIME: 11:20 AM

OFFICE OF THE MAGISTRATES
 MAGISTRATE'S MONTHLY REF/REIN CASES
 FROM 04/01/2015 TO 04/30/2015

CMSR418

MAGISTRATE	NEW REFERRALS				REINSTATED			
	Tax Treas.	Tax Cert.	Non-Tax	Total	Tax Treas.	Tax Cert.	Non-Tax	Total
<u>AUGUSTYN/KEVIN/C</u>	1	13	24	38	0	0	1	1
<u>BAKER/GAIL/D</u>	0	19	32	51	0	0	7	7
<u>BUCHA/STEPHEN/M</u>	0	18	14	32	0	0	1	1
<u>DYKE/JOHN/T</u>	0	30	38	68	0	0	2	2
<u>GONZALEZ/TRACEY/</u>	4	25	30	59	0	1	3	4
<u>HIPPLEY/KEVIN/</u>	2	36	38	76	0	1	2	3
<u>JACKSON A/AMY/R</u>	0	24	32	56	0	0	1	1
<u>JACKSON J/JIM/L</u>	1	29	39	69	0	0	1	1
<u>KLEIN/MONICA/</u>	0	24	32	56	0	0	1	1
<u>LUCAS/PAUL/</u>	1	32	38	71	0	0	0	0
<u>OLSZTYN/CHRISTOPHERE</u>	0	15	44	59	0	0	0	0
<u>VOZAR/THOMAS/J</u>	1	23	41	65	0	0	4	4
<u>WEISS/CAROL/</u>	4	21	37	62	0	0	3	3
<u>TOTAL</u>	14	309	439	762	0	2	26	28
<u>COMBINED TOTAL</u>		790						

CUYAHOGA COUNTY COURT OF COMMON PLEAS

OFFICE OF THE MAGISTRATES

MAG MONTHLY HEARING TOTALS

Reporting Period: April 2015

DATE: 05/07/2015
TIME: 11:20 AM

PAGE: 1
CMSR3146

Monthly Hearing Total 550

AUGUSTYN	
Default Hearings	21
Tax Hearings	0
Pretrials	10
<hr/>	
TOTAL:	31

BAKER	
Default Hearings	27
Tax Hearings	1
Pretrials	7
<hr/>	
TOTAL:	35

BUCHA	
Default Hearings	22
Tax Hearings	3
Pretrials	16
<hr/>	
TOTAL:	41

DYKE	
Default Hearings	13
Tax Hearings	1
Pretrials	8
<hr/>	
TOTAL:	22

GONZALEZ	
Default Hearings	32
Tax Hearings	0
Pretrials	12
<hr/>	
TOTAL:	44

HIPPLEY	
Default Hearings	28
Tax Hearings	3
Pretrials	11
<hr/>	
TOTAL:	42

JACKSON A	
Default Hearings	24
Tax Hearings	6
Pretrials	19
<hr/>	
TOTAL:	49

JACKSON J	
Default Hearings	29
Tax Hearings	6
Pretrials	11
<hr/>	
TOTAL:	46

KLEIN	
Default Hearings	23
Tax Hearings	3
Pretrials	11
<hr/>	
TOTAL:	37

LUCAS	
Default Hearings	18
Tax Hearings	25
Pretrials	5
<hr/>	

CUYAHOGA COUNTY COURT OF COMMON PLEAS

OFFICE OF THE MAGISTRATES
MAG MONTHLY HEARING TOTALS
Reporting Period: April 2015

DATE: 05/07/2015
TIME: 11:20 AM

PAGE: 2
CMSR3146

TOTAL:	48
OLSZTYN	
Default Hearings	17
Tax Hearings	4
Pretrials	9
<hr/>	
TOTAL:	30
VOZAR	
Default Hearings	25
Tax Hearings	3
Pretrials	21
<hr/>	
TOTAL:	49
WEISS	
Default Hearings	38
Tax Hearings	27
Pretrials	11
<hr/>	
TOTAL:	76

CUYAHOGA COUNTY COURT OF COMMON PLEAS

DATE: 05/07/2015
 TIME: 11:20 AM

Office of the Magistrates
 Magistrate's Monthly Case Load
 MONTH: APRIL 2015

PAGE: 1
 CMSR3147

Magistrate Name	Non Tax Total	Tax Cert.	Tax Treas.	Total Tax	Total Cases
AUGUSTYN	138	56	13	69	207
BAKER	276	87	21	108	384
BUCHA	119	67	8	75	194
DYKE	188	86	15	101	289
GONZALEZ	258	94	37	131	389
HIPPLEY	336	108	26	134	470
JACKSON A	248	92	32	124	372
JACKSON J	267	96	25	121	388
KLEIN	204	93	25	118	322
LUCAS	269	134	119	253	522
OLSZTYN	187	79	13	92	279
VOZAR	311	100	27	127	438
WEISS	243	109	78	187	430
Non Tax Total:	3044	Cert.Tax Total: 1201	Tax Treas. Total: 439	Total Tax: 1640	Total Cases: 4684

Report CMSR1062 - Judicial Foreclosure Statistics by Judge

Report CMSR1062 provides a list of judicial foreclosure case activity for each Judge. The report identifies how many cases were pending at the beginning of the period. The new cases filed and cases that were transferred in or reactivated are added to the number pending at the beginning of the period. It then shows the type and number of terminations for the period. The total terminations are subtracted from the total pending which provides the pending at the end of the period.

CUYAHOGA COUNTY COURT OF COMMON PLEAS

DATE: 05/07/2015
TIME: 11:17 AM

Foreclosure Statistics by Judge
Reporting Period: April 2015

PAGE: 1
CMSR1062

Judge

AMBROSE, DICK							
Pending at Beg of Period			New Cases Filed		Cases Transferred In / Reactivated		Total
	117		16		3		136
Terminations							
	Bankruptcy	Default	RefVacated	Court Trial	Dismiss	Other	Total
	2	6	0	0	6	7	21
Total Pending at End of Period							115

ASTRAB, MICHAEL							
Pending at Beg of Period			New Cases Filed		Cases Transferred In / Reactivated		Total
	142		19		4		165
Terminations							
	Bankruptcy	Default	RefVacated	Court Trial	Dismiss	Other	Total
	2	7	0	0	4	9	22
Total Pending at End of Period							143

BARKER, PAMELA A							
Pending at Beg of Period			New Cases Filed		Cases Transferred In / Reactivated		Total
	166		24		5		195
Terminations							
	Bankruptcy	Default	RefVacated	Court Trial	Dismiss	Other	Total
	1	10	0	0	7	7	25
Total Pending at End of Period							170

BURNSIDE, JANET R							
Pending at Beg of Period			New Cases Filed		Cases Transferred In / Reactivated		Total
	149		16		4		169
Terminations							
	Bankruptcy	Default	RefVacated	Court Trial	Dismiss	Other	Total
	2	9	0	0	6	6	23
Total Pending at End of Period							146

CALABRESE, DEENA R							
Pending at Beg of Period			New Cases Filed		Cases Transferred In / Reactivated		Total
	136		26		4		166
Terminations							
	Bankruptcy	Default	RefVacated	Court Trial	Dismiss	Other	Total
	1	5	0	0	6	7	19
Total Pending at End of Period							147

CLANCY, MAUREEN							
Pending at Beg of Period			New Cases Filed		Cases Transferred In / Reactivated		Total
	165		18		4		187
Terminations							
	Bankruptcy	Default	RefVacated	Court Trial	Dismiss	Other	Total
	1	8	0	0	10	10	29
Total Pending at End of Period							158

COLLIER-WILLIAMS, CASSANDRA							
Pending at Beg of Period			New Cases Filed		Cases Transferred In / Reactivated		Total
	144		25		5		174
Terminations							
	Bankruptcy	Default	RefVacated	Court Trial	Dismiss	Other	Total
	2	9	0	0	8	7	26
Total Pending at End of Period							148

CORRIGAN, BRIAN J

CUYAHOGA COUNTY COURT OF COMMON PLEAS

DATE: 05/07/2015
 TIME: 11:17 AM

Foreclosure Statistics by Judge
 Reporting Period: April 2015

PAGE: 2
 CMSR1062

Judge

Pending at Beg of Period		New Cases Filed		Cases Transferred In / Reactivated			Total
163		20		6			189
Terminations							
Bankruptcy	3	Default	11	RefVacated	0	Court Trial	0
						Dismiss	12
						Other	11
Total Pending at End of Period							152
CORRIGAN, PETER J							
Pending at Beg of Period		New Cases Filed		Cases Transferred In / Reactivated			Total
110		21		3			134
Terminations							
Bankruptcy	2	Default	3	RefVacated	0	Court Trial	0
						Dismiss	9
						Other	4
Total Pending at End of Period							116
DONNELLY, MICHAEL P							
Pending at Beg of Period		New Cases Filed		Cases Transferred In / Reactivated			Total
162		16		4			182
Terminations							
Bankruptcy	0	Default	8	RefVacated	0	Court Trial	0
						Dismiss	3
						Other	5
Total Pending at End of Period							166
FRIEDLAND, CAROLYN B							
Pending at Beg of Period		New Cases Filed		Cases Transferred In / Reactivated			Total
132		18		0			150
Terminations							
Bankruptcy	1	Default	9	RefVacated	0	Court Trial	0
						Dismiss	2
						Other	7
Total Pending at End of Period							131
FRIEDMAN, STUART A							
Pending at Beg of Period		New Cases Filed		Cases Transferred In / Reactivated			Total
181		22		6			209
Terminations							
Bankruptcy	1	Default	6	RefVacated	0	Court Trial	0
						Dismiss	13
						Other	3
Total Pending at End of Period							186
FUERST, NANCY A							
Pending at Beg of Period		New Cases Filed		Cases Transferred In / Reactivated			Total
114		25		2			141
Terminations							
Bankruptcy	2	Default	6	RefVacated	0	Court Trial	0
						Dismiss	6
						Other	2
Total Pending at End of Period							125
GALL, STEVEN E							
Pending at Beg of Period		New Cases Filed		Cases Transferred In / Reactivated			Total
150		22		4			176
Terminations							
Bankruptcy	1	Default	9	RefVacated	0	Court Trial	0
						Dismiss	4
						Other	11
Total Pending at End of Period							151

GALLAGHER, HOLLIE L

CUYAHOGA COUNTY COURT OF COMMON PLEAS

DATE: 05/07/2015
TIME: 11:17 AM

Foreclosure Statistics by Judge
Reporting Period: April 2015

PAGE: 3
CMSR1062

Judge

Pending at Beg of Period		New Cases Filed		Cases Transferred In / Reactivated		Total
125		19		2		146
Terminations						
Bankruptcy	2	Default	10	RefVacated	0	Court Trial
					9	Dismiss
						7
						Other
						28
						Total
						118
						Total Pending at End of Period

GALLAGHER, SHANNON M

Pending at Beg of Period		New Cases Filed		Cases Transferred In / Reactivated		Total
147		24		3		174
Terminations						
Bankruptcy	2	Default	7	RefVacated	0	Court Trial
					1	Dismiss
						3
						Other
						13
						Total
						161
						Total Pending at End of Period

GAUL, DANIEL

Pending at Beg of Period		New Cases Filed		Cases Transferred In / Reactivated		Total
192		23		5		220
Terminations						
Bankruptcy	1	Default	8	RefVacated	0	Court Trial
					8	Dismiss
						10
						Other
						27
						Total
						193
						Total Pending at End of Period

JACKSON, MICHAEL E

Pending at Beg of Period		New Cases Filed		Cases Transferred In / Reactivated		Total
156		23		2		181
Terminations						
Bankruptcy	0	Default	12	RefVacated	0	Court Trial
					9	Dismiss
						11
						Other
						32
						Total
						149
						Total Pending at End of Period

MASON, LANCE T

Pending at Beg of Period		New Cases Filed		Cases Transferred In / Reactivated		Total
142		25		4		171
Terminations						
Bankruptcy	1	Default	10	RefVacated	0	Court Trial
					5	Dismiss
						8
						Other
						24
						Total
						147
						Total Pending at End of Period

MATIA, DAVID T

Pending at Beg of Period		New Cases Filed		Cases Transferred In / Reactivated		Total
158		20		9		187
Terminations						
Bankruptcy	0	Default	14	RefVacated	0	Court Trial
					9	Dismiss
						11
						Other
						34
						Total
						153
						Total Pending at End of Period

MCCLELLAND, ROBERT C

Pending at Beg of Period		New Cases Filed		Cases Transferred In / Reactivated		Total
135		17		4		156
Terminations						
Bankruptcy	0	Default	11	RefVacated	0	Court Trial
					8	Dismiss
						7
						Other
						26
						Total
						130
						Total Pending at End of Period

MCCORMICK, TIMOTHY

CUYAHOGA COUNTY COURT OF COMMON PLEAS

DATE: 05/07/2015
 TIME: 11:17 AM

Foreclosure Statistics by Judge
 Reporting Period: April 2015

PAGE: 4
 CMSR1062

Judge

Pending at Beg of Period		New Cases Filed			Cases Transferred In / Reactivated			Total
122		21			3			146
Terminations	Bankruptcy	Default	RefVacated	Court Trial	Dismiss	Other	Total	
	3	5	0	0	3	7	18	
Total Pending at End of Period							128	
Pending at Beg of Period		New Cases Filed			Cases Transferred In / Reactivated			Total
154		24			4			182
Terminations	Bankruptcy	Default	RefVacated	Court Trial	Dismiss	Other	Total	
	0	7	0	0	5	5	17	
Total Pending at End of Period							165	
Pending at Beg of Period		New Cases Filed			Cases Transferred In / Reactivated			Total
107		24			4			135
Terminations	Bankruptcy	Default	RefVacated	Court Trial	Dismiss	Other	Total	
	0	4	0	0	4	4	12	
Total Pending at End of Period							123	
Pending at Beg of Period		New Cases Filed			Cases Transferred In / Reactivated			Total
63		11			2			76
Terminations	Bankruptcy	Default	RefVacated	Court Trial	Dismiss	Other	Total	
	1	4	0	0	6	3	14	
Total Pending at End of Period							62	
Pending at Beg of Period		New Cases Filed			Cases Transferred In / Reactivated			Total
105		25			5			135
Terminations	Bankruptcy	Default	RefVacated	Court Trial	Dismiss	Other	Total	
	0	4	0	0	3	2	9	
Total Pending at End of Period							126	
Pending at Beg of Period		New Cases Filed			Cases Transferred In / Reactivated			Total
162		17			8			187
Terminations	Bankruptcy	Default	RefVacated	Court Trial	Dismiss	Other	Total	
	1	7	0	1	6	5	20	
Total Pending at End of Period							167	
Pending at Beg of Period		New Cases Filed			Cases Transferred In / Reactivated			Total
100		24			4			128
Terminations	Bankruptcy	Default	RefVacated	Court Trial	Dismiss	Other	Total	
	3	5	0	0	10	0	18	
Total Pending at End of Period							110	

SAFFOLD, SHIRLEY STRICKLAND

CUYAHOGA COUNTY COURT OF COMMON PLEAS

DATE: 05/07/2015
 TIME: 11:17 AM

Foreclosure Statistics by Judge
 Reporting Period: April 2015

PAGE: 5
 CMSR1062

Judge

Pending at Beg of Period		New Cases Filed		Cases Transferred In / Reactivated			Total
154		17		3			174
Terminations	Bankruptcy	Default	RefVacated	Court Trial	Dismiss	Other	Total
	1	9	0	0	6	8	24
Total Pending at End of Period							150
Pending at Beg of Period		New Cases Filed		Cases Transferred In / Reactivated			Total
105		19		4			128
Terminations	Bankruptcy	Default	RefVacated	Court Trial	Dismiss	Other	Total
	1	4	0	0	2	6	13
Total Pending at End of Period							115
Pending at Beg of Period		New Cases Filed		Cases Transferred In / Reactivated			Total
192		20		4			216
Terminations	Bankruptcy	Default	RefVacated	Court Trial	Dismiss	Other	Total
	3	13	0	0	11	8	35
Total Pending at End of Period							181
Pending at Beg of Period		New Cases Filed		Cases Transferred In / Reactivated			Total
108		19		6			133
Terminations	Bankruptcy	Default	RefVacated	Court Trial	Dismiss	Other	Total
	2	3	0	0	10	9	24
Total Pending at End of Period							109
Pending at Beg of Period		New Cases Filed		Cases Transferred In / Reactivated			Total
143		16		3			162
Terminations	Bankruptcy	Default	RefVacated	Court Trial	Dismiss	Other	Total
	2	7	0	0	11	7	27
Total Pending at End of Period							135
Pending at Beg of Period		New Cases Filed		Cases Transferred In / Reactivated			Total
154		20		6			180
Terminations	Bankruptcy	Default	RefVacated	Court Trial	Dismiss	Other	Total
	2	8	0	0	6	11	27
Total Pending at End of Period							153

Monthly Summary

MONTHLY SUMMARY

April 2015

NAME	PEND	TRIALS														+	-
		ASSIGNED			JURY			COURT			DISP	PENDING					
		CV	CR	TOT	CV	CR	TOT	CV	CR	TOT		CV	FR	CR	TOT		
Dick Ambrose	435	60	29	89	0	0	0	0	0	0	88	206	115	115	436	- 1	
Michael K. Astrab	478	59	28	87	0	2	2	0	1	1	92	208	143	122	473	+ 5	
Pamela A. Barker	465	60	32	92	1	0	1	0	1	1	83	223	167	84	474	- 9	
Janet R. Burnside	465	57	34	91	0	0	0	0	1	1	95	210	146	105	461	+ 4	
Deena R. Calabrese	459	57	37	94	0	1	1	1	1	2	89	211	145	108	464	- 5	
Maureen Clancy	439	62	30	92	0	0	0	0	0	0	103	200	157	71	428	+ 11	
Cassandra Collier-Willia	492	57	43	100	0	0	0	0	0	0	87	196	147	162	505	- 13	
Brian J. Corrigan	531	59	31	90	1	0	1	0	0	0	94	282	150	95	527	+ 4	
Peter J. Corrigan	424	55	22	77	0	0	0	1	0	1	78	203	115	105	423	+ 1	
Michael P. Donnelly	415	57	23	80	2	1	3	0	0	0	67	193	166	69	428	- 13	
Carolyn B. Friedland	496	57	36	93	0	0	0	0	1	1	99	228	130	132	490	+ 6	
Stuart A. Friedman	509	61	28	89	0	0	0	0	1	1	98	208	185	107	500	+ 9	
Nancy A. Fuerst	408	60	37	97	1	0	1	0	1	1	78	212	125	90	427	- 19	
Steven E. Gall	468	58	29	87	0	2	2	0	0	0	94	199	151	111	461	+ 7	
Hollie L. Gallagher	384	56	21	77	0	0	0	0	0	0	87	209	118	47	374	+ 10	
Shannon M. Gallagher	432	56	41	97	0	1	1	0	1	1	69	199	153	108	460	- 28	
Daniel Gaul	562	56	37	93	1	0	1	0	0	0	97	253	193	112	558	+ 4	
Michael E Jackson	517	56	48	104	0	1	1	0	0	0	90	242	148	141	531	- 14	
Lance T. Mason	421	59	33	92	0	0	0	0	2	2	93	166	145	109	420	+ 1	
David T. Matia	450	64	38	102	0	1	1	0	0	0	102	194	153	103	450	0	
Robert C. McClelland	545	56	19	75	0	0	0	0	1	1	100	276	130	114	520	+ 25	
Timothy McCormick	396	62	33	95	1	1	2	0	0	0	103	190	128	70	388	+ 8	
Nancy R. McDonnell	468	56	35	91	2	1	3	0	0	0	78	206	165	110	481	- 13	
John P. O'Donnell	506	61	34	95	2	0	2	4	0	4	75	282	123	121	526	- 20	
John J. Russo	195	29	4	33	0	0	0	0	0	0	33	118	62	15	195	0	
Joseph D. Russo	470	60	23	83	0	0	0	0	0	0	59	242	125	127	494	- 24	
Michael J. Russo	432	60	28	88	0	0	0	0	0	0	76	191	167	86	444	- 12	
Nancy Margaret Russo	275	62	20	82	0	0	0	0	1	1	70	126	110	51	287	- 12	
Shirley Strickland Saffold	462	60	36	96	1	0	1	0	0	0	91	198	150	119	467	- 5	
Brendan J. Sheehan	331	60	26	86	1	1	2	0	1	1	57	172	115	73	360	- 29	
John D. Sutula	610	60	33	93	0	0	0	0	1	1	118	260	180	145	585	+ 25	
Kathleen Ann Sutula	366	61	33	94	0	2	2	0	0	0	75	181	109	95	385	- 19	
Joan Synenberg	389	57	49	106	0	0	0	0	0	0	88	189	134	84	407	- 18	
José A. Villanueva	512	61	28	89	1	0	1	0	0	0	88	244	153	116	513	- 1	
TOTALS	15207	1971	1058	3029	14	14	28	6	14	20	2894	7117	4803	3422	15342	- 135	

Year to Date Summary

SUMMARY FOR THE COURT

January - April 2015

NAME	PEND	ASSIGNED			TRIALS						DISP	PENDING				+ -
		CV	CR	TOT	JURY			COURT				CV	FR	CR	TOT	
					CV	CR	TOT	CV	CR	TOT		CV	FR	CR	TOT	
Dick Ambrose	452	235	121	356	2	1	3	0	0	0	372	206	115	115	436	+ 16
Michael K. Astrab	478	230	108	338	1	5	6	0	1	1	343	208	143	122	473	+ 5
Pamela A. Barker	487	245	104	349	2	2	4	0	2	2	362	223	167	84	474	+ 13
Janet R. Burnside	436	229	138	367	1	0	1	2	4	6	342	210	146	105	461	- 25
Deena R. Calabrese	473	231	121	352	0	6	6	1	1	2	361	211	145	108	464	+ 9
Maureen Clancy	430	238	112	350	0	3	3	0	0	0	352	200	157	71	428	+ 2
Cassandra Collier-Willia	471	234	151	385	0	0	0	0	0	0	351	196	147	162	505	- 34
Brian J. Corrigan	541	236	107	343	3	1	4	0	1	1	357	282	150	95	527	+ 14
Peter J. Corrigan	432	224	97	321	0	1	1	1	1	2	330	203	115	105	423	+ 9
Michael P. Donnelly	415	230	85	315	4	2	6	0	5	5	302	193	166	69	428	- 13
Carolyn B. Friedland	483	238	116	354	1	0	1	0	7	7	347	228	130	132	490	- 7
Stuart A. Friedman	520	227	107	334	1	4	5	0	5	5	354	208	185	107	500	+ 20
Nancy A. Fuerst	393	218	113	331	2	1	3	0	1	1	297	212	125	90	427	- 34
Steven E. Gall	494	226	145	371	0	6	6	0	1	1	404	199	151	111	461	+ 33
Hollie L. Gallagher	379	229	76	305	2	2	4	0	1	1	310	209	118	47	374	+ 5
Shannon M. Gallagher	533	214	119	333	1	2	3	0	1	1	406	199	153	108	460	+ 73
Daniel Gaul	644	234	111	345	1	3	4	0	2	2	431	253	193	112	558	+ 86
Michael E Jackson	506	237	141	378	0	1	1	0	0	0	353	242	148	141	531	- 25
Lance T. Mason	434	236	122	358	2	0	2	0	3	3	372	166	145	109	420	+ 14
David T. Matia	455	241	138	379	0	4	4	0	1	1	384	194	153	103	450	+ 5
Robert C. McClelland	538	229	122	351	0	0	0	1	1	2	369	276	130	114	520	+ 18
Timothy McCormick	414	235	128	363	1	7	8	0	1	1	389	190	128	70	388	+ 26
Nancy R. McDonnell	423	227	127	354	3	4	7	0	0	0	296	206	165	110	481	- 58
John P. O'Donnell	555	221	120	341	3	3	6	4	0	4	370	282	123	121	526	+ 29
John J. Russo	178	131	25	156	0	0	0	0	0	0	139	118	62	15	195	- 17
Joseph D. Russo	477	230	101	331	2	0	2	0	0	0	314	242	125	127	494	- 17
Michael J. Russo	403	230	109	339	0	0	0	0	2	2	298	191	167	86	444	- 41
Nancy Margaret Russo	258	244	94	338	0	1	1	0	3	3	309	126	110	51	287	- 29
Shirley Strickland Saffold	462	236	130	366	1	3	4	0	0	0	361	198	150	119	467	- 5
Brendan J. Sheehan	320	235	101	336	1	4	5	2	2	4	296	172	115	73	360	- 40
John D. Sutula	569	234	129	363	0	0	0	0	2	2	347	260	180	145	585	- 16
Kathleen Ann Sutula	347	241	116	357	0	6	6	0	0	0	319	181	109	95	385	- 38
Joan Synenberg	398	248	151	399	0	2	2	0	1	1	390	189	134	84	407	- 9
José A. Villanueva	551	235	91	326	1	3	4	1	1	2	364	244	153	116	513	+ 38
TOTALS	15349	7808	3876	11684	35	77	112	12	50	62	11691	7117	4803	3422	15342	+ 7

Corrections/Adjustments