



***Statistics Report
October 2014***

***John J. Russo
Administrative and Presiding Judge***

TABLE OF CONTENTS

Criminal Statistics

Newly Filed, Re-Activated and Transferred in Cases _____	4
Yearly Criminal Terminations _____	5
Pending Criminal Cases End of Period _____	6
Clearance Rate _____	7
Arrest to Disposition Timeline _____	8
Average Arrest to Disposition Timeline (Jail Cases) _____	9
Average Arrest to Disposition Timeline (Non-Jail Cases) _____	10
Average Arrest to Disposition Timeline (Jail and Non-Jail Cases) _____	11
Yearly Average Arrest to Disposition Timeline _____	12
Indictments and Informations Filed With the Clerk of Courts _____	13
Bail Case Arraignment Activity _____	14
Overall Arraignment Statistics _____	15

Foreclosure Statistics

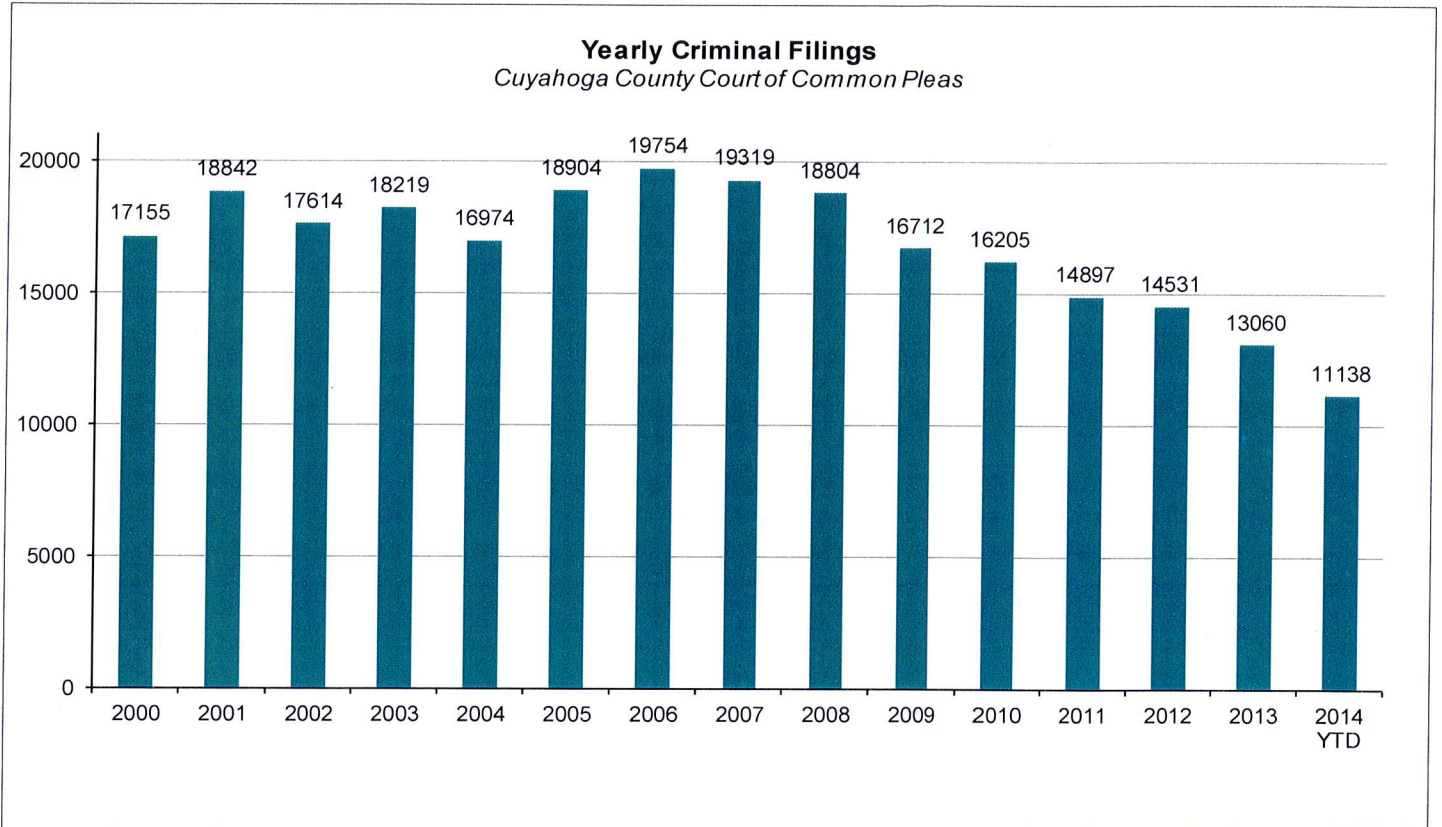
Total Pending Judicial Foreclosure Cases Referred to Magistrates (A) _____	17
Total Pending Judicial Foreclosure Cases Referred to Magistrates (B) _____	18
Total Pending Judicial Foreclosure Cases Referred to Magistrates (C) _____	19
Total Pending Tax Lien & Certificate Cases Referred to Magistrates (A) _____	20
Total Pending Tax Lien & Certificate Cases Referred to Magistrates (B) _____	21
Total Pending Tax Lien & Certificate Cases Referred to Magistrates (C) _____	22
Percentage of Pending Judicial Foreclosure Cases By Filing Year _____	23
Judicial Foreclosure Clearance Rate Year 2011 _____	26
Judicial Foreclosure Clearance Rate Year 2012 _____	24
Judicial Foreclosure Clearance Rate Year 2014 _____	25
Avg. Number of Days to Disp. (Excl. Bank. Stays & Tax Lien & Tax Cert.) _____	27
Avg. Number of Days to Disp. (Excl. Bank. Stays & Incl. Tax Lien & Tax Cert.) _____	28
Total New Judicial Foreclosure Filings _____	29
New Marsh of Lien/Quiet Title/Partition Case Filings for Years 2005 – 2014 YTD _____	30
New Marsh of Lien/Quiet Title/Partition Case Filings by month for 2014 YTD _____	30
New Tax Lien & Certificate Filings for Years 2005 – 2014 YTD _____	31
New Tax Lien & Certificate Filings by Month for Year 2014 YTD _____	31
Total New Judicial Foreclosure Filings Years 2005 – 2014 YTD _____	32
Total New Judicial Foreclosure Filings by Month for Year 2014 YTD _____	32
Magistrate's Monthly Reports _____	33
Report CMSR1062 - Judicial Foreclosure Statistics by Judge _____	41
Monthly Summary _____	48
Year to Date Summary _____	50
Corrections/Adjustments _____	52

Criminal Case Statistics

CUYAHOGA COUNTY COMMON PLEAS COURT

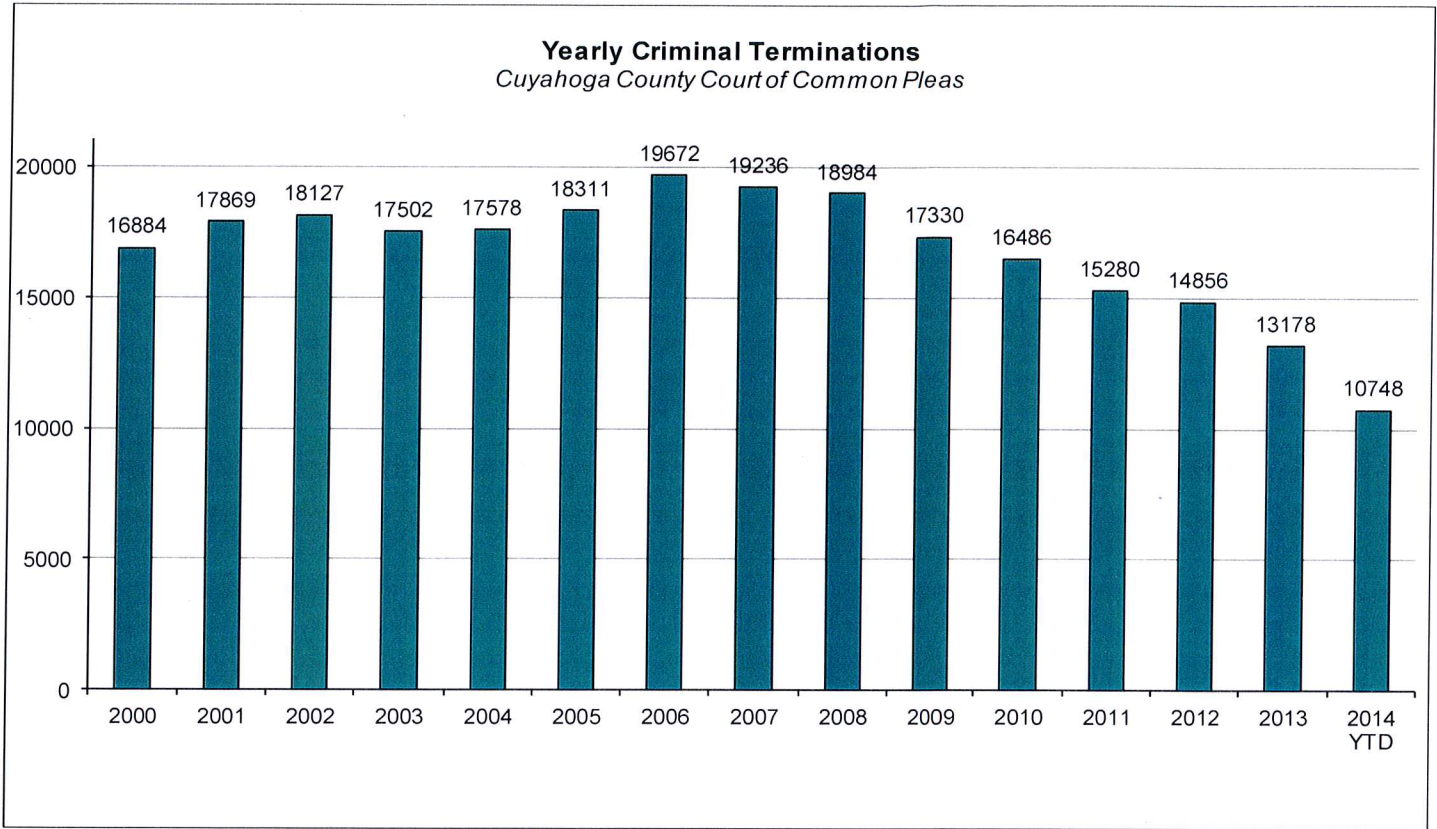
Newly Filed, Re-Activated and Transferred in Cases

The following chart is a representation of all filed cases in Cuyahoga County Court of Common Pleas from 2000 – October 2014. Newly filed cases are defined as having been arraigned and assigned to a Judge. Re-activated cases are defined as cases where a defendant was unavailable for trial and has now become ready to proceed. Transferred cases are defined as cases moved from one judge's docket to another. This could be due to re-assignment to a Mental Health Judge or after additional information indicates that by Court rule, the case should have been assigned to another Judge.



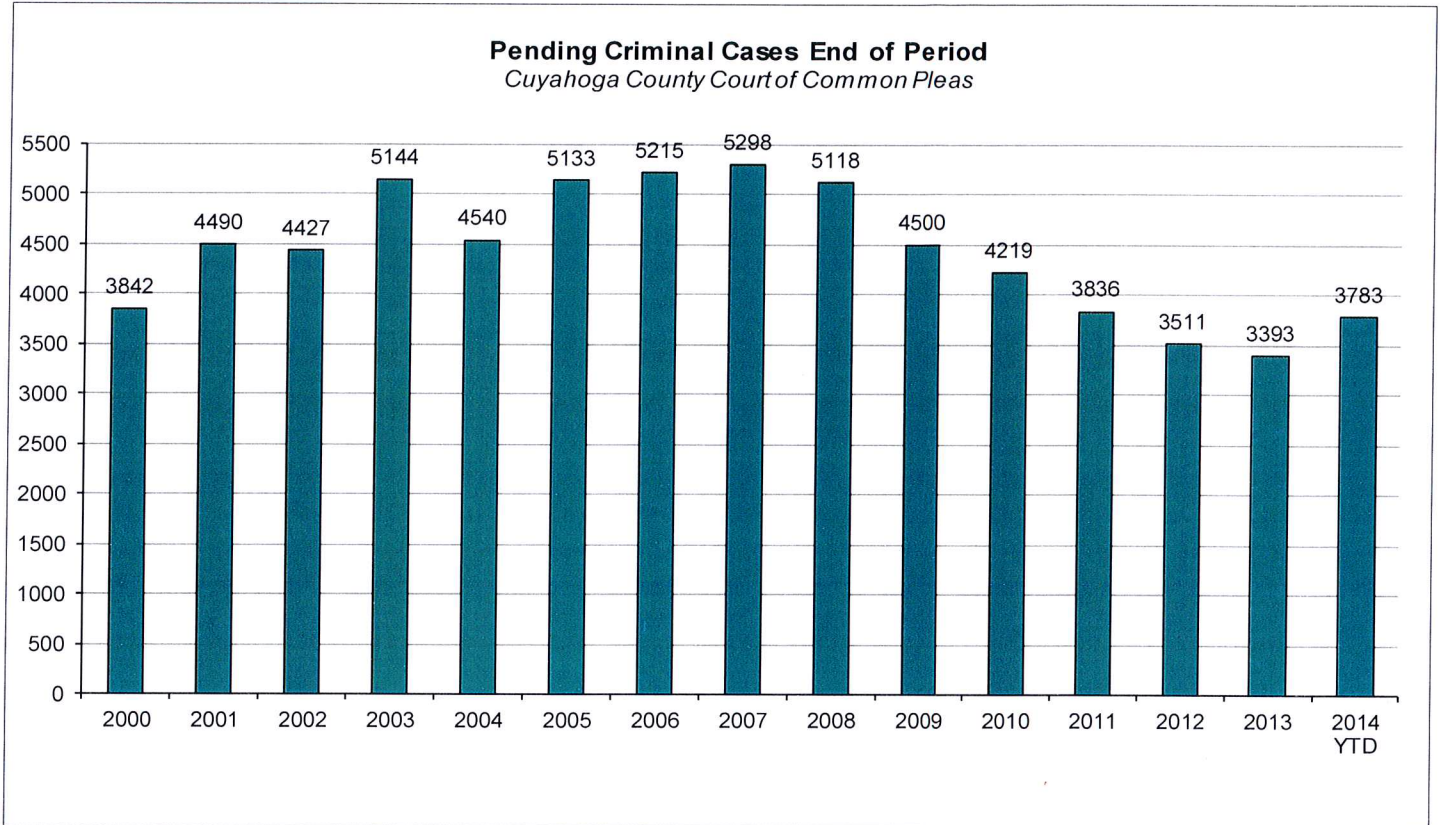
Yearly Criminal Terminations

The following chart represents cases that have been terminated by the court from 2000 – October 2014. These cases have been terminated either by trial; plea, dismissal or a defendant is unavailable for trial or sentencing.



Pending Criminal Cases End of Period

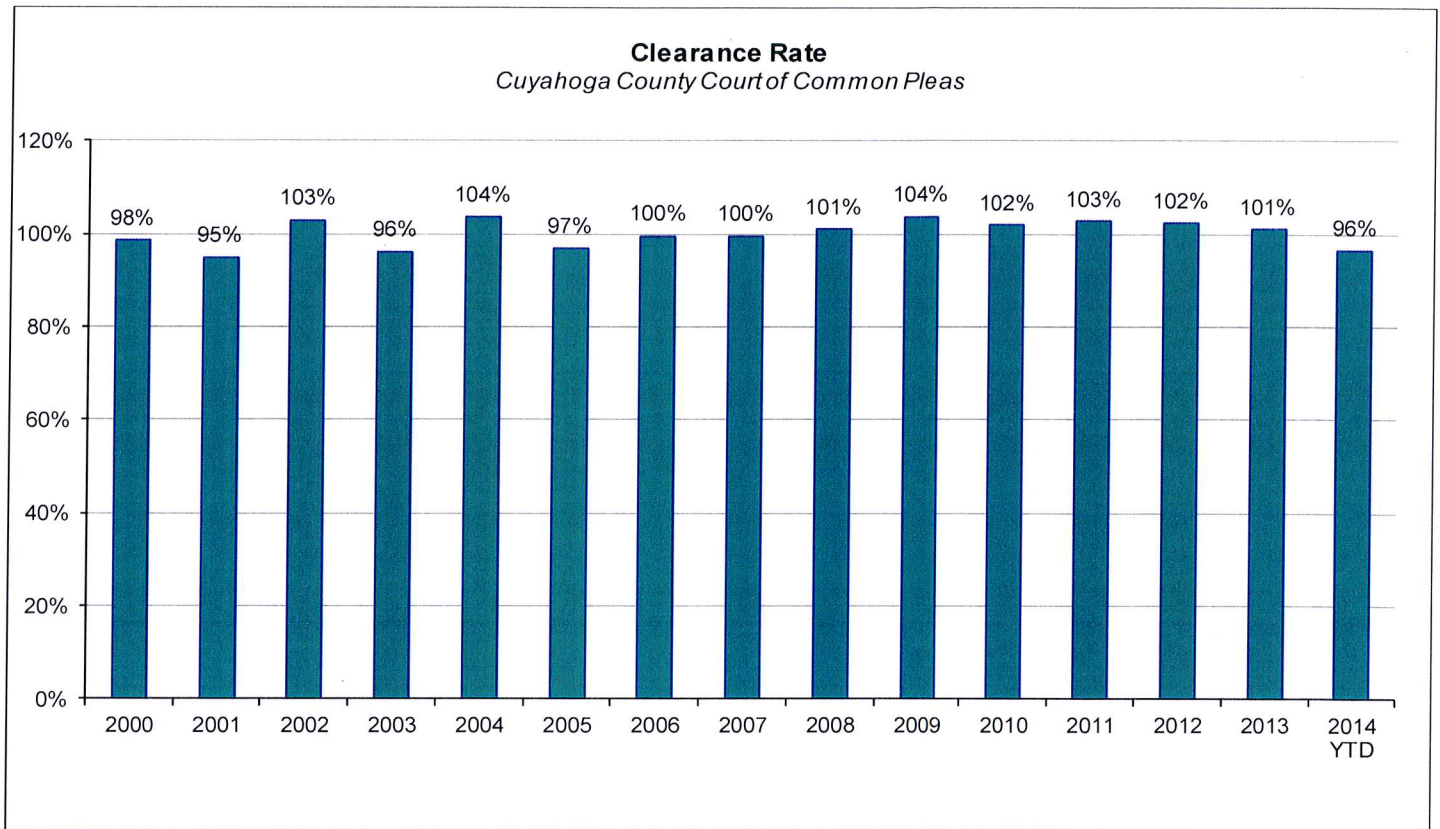
The following chart represents the total number of cases pending at the end of the reporting period from 2000 – October 2014. Pending criminal cases at the end of the period is determined by adding the total number of pending cases at the beginning of the reporting period, and all newly filed, re-activated and transferred in cases. The total number of cases terminated in the period is subtracted from the sum total pending at the beginning of the period to give the value pending at the end of the period.



CUYAHOGA COUNTY COMMON PLEAS COURT

Clearance Rate

The Clearance Rate is the total number of outgoing cases as a percentage of the number of incoming cases. Clearance rate measures whether the court is keeping up with its incoming caseload. If cases are not disposed in a timely manner, a backlog of cases awaiting disposition will grow. A Clearance Rate of 100% indicates that at least as many cases have been filed, reopened, or reactivated in a period have been disposed.



Arrest to Disposition Timeline

Arrest to disposition timeline is a method to measure how felony cases flow through the Cuyahoga County Criminal Justice System. By capturing how long a case takes to move from stage to stage, we can examine where problems may exist and where potential improvements in case processing can be made.

The source data was extracted from the Cuyahoga County Court of Common Pleas Case Management System. The overall population of sample data was based on cases terminated in a given month excluding cases that have gone through diversion programs. A case is defined as a defendant and all charges involved in a single incident. The period for the extracted data is from October 2014.

The stages examined were:

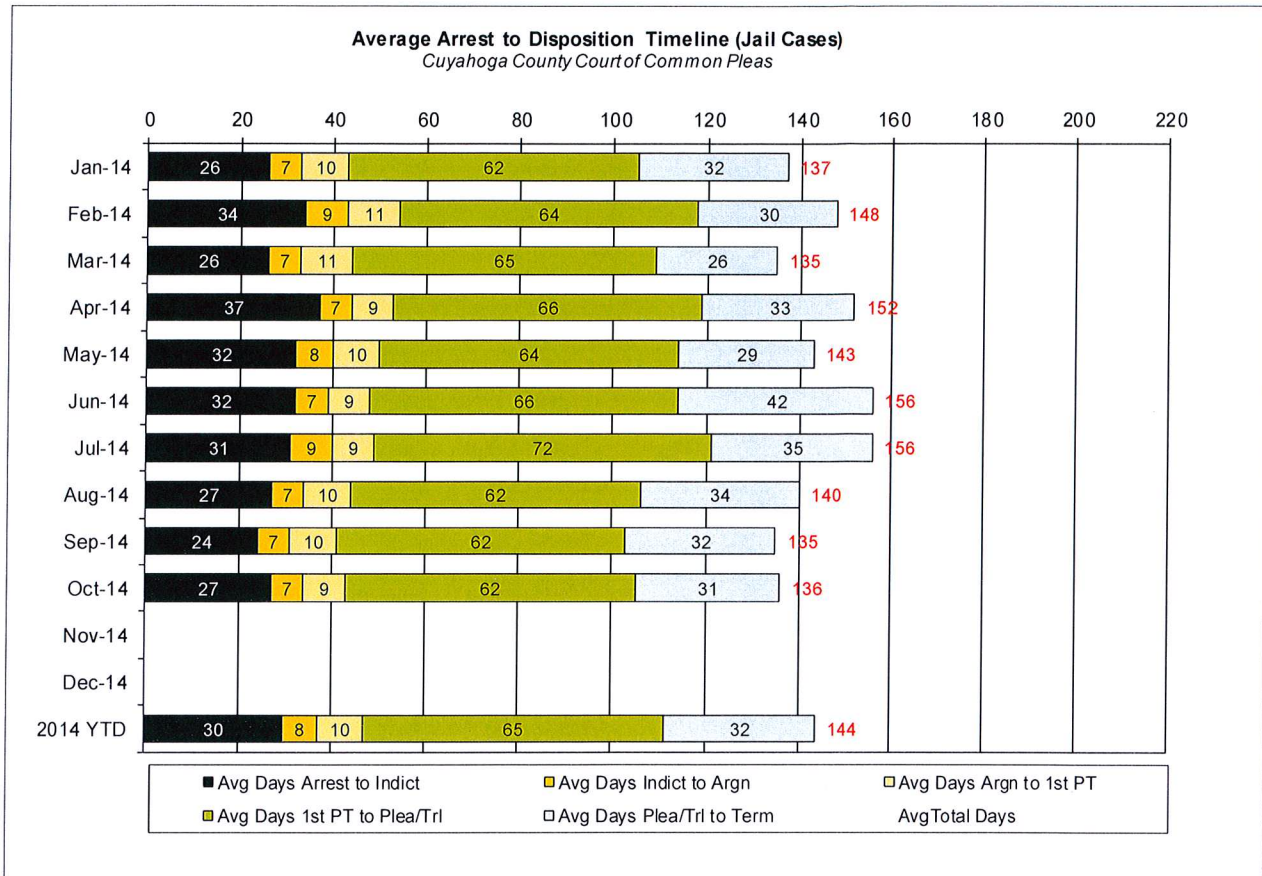
Arrest to Indictment
Indictment to Arraignment
Arraignment to 1st Pre-Trial
1st Pre-Trial to Plea/Trial
Plea/Trial to Termination

Due to the fact that each case may or may not have all of the stage date elements, a method to arrive at stage averages was applied. For a case to be included in the average for a stage there would need to be both dates for the given stage. A case would be included in the Arrest to Indictment stage if both arrest date and indictment date were available. This method was applied to each of the five stages. Next we calculated the total number of cases that met the date criteria for each of the ranges and also the total number of days between each date. To arrive at an average, the total number of days for each case in each range was calculated and divided by the total number of cases that met the date criteria. If a case had a time period or periods where the defendant was capiased or referred to the Psych Clinic, that amount of time was subtracted from the appropriate range. For re-indicted cases, the original arrest date is used.

The following three charts are for Jail, Non-Jail and combined Jail and Non-Jail cases. Jail and Non-Jail cases are defined by the posting of bond prior to plea or trial.

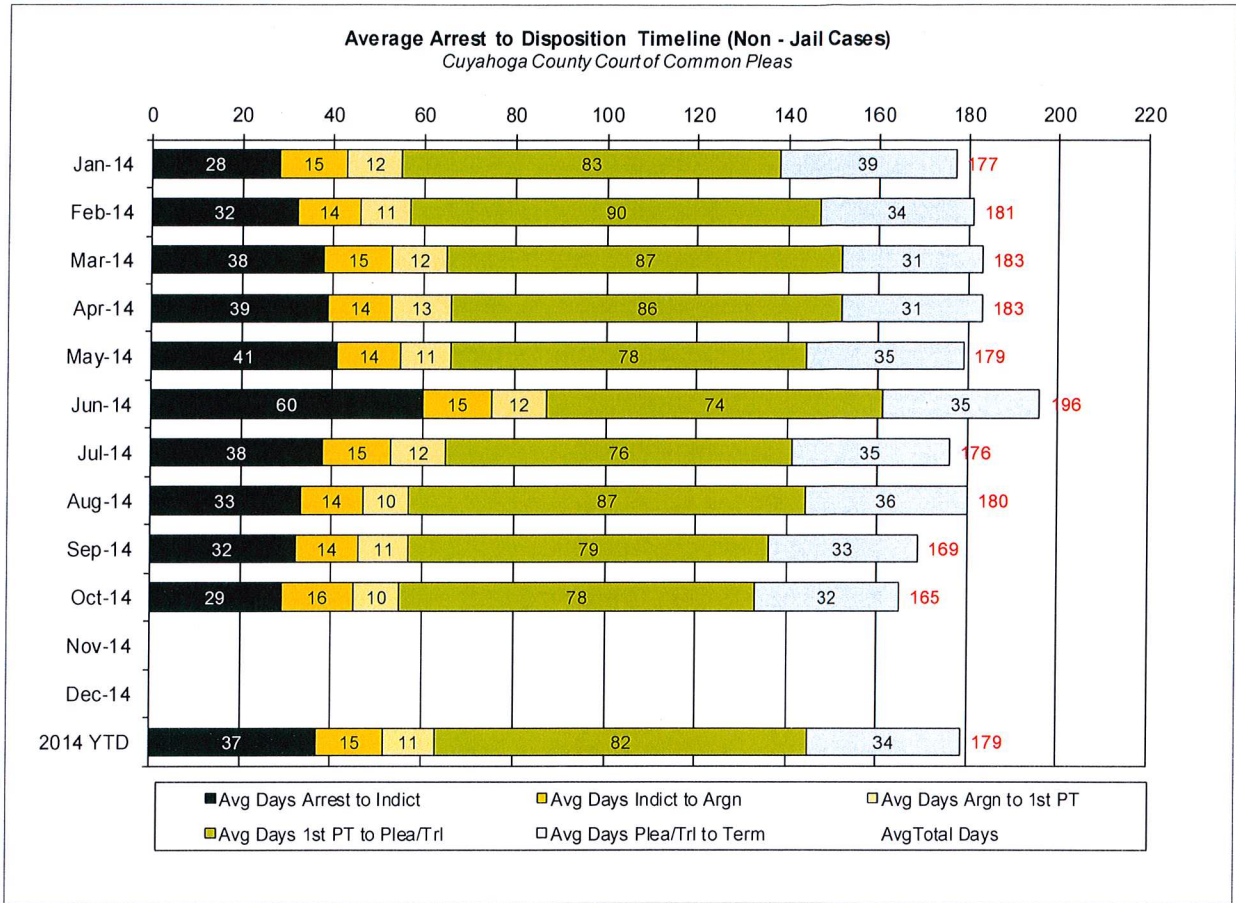
CUYAHOGA COUNTY COMMON PLEAS COURT

Average Arrest to Disposition Timeline (Jail Cases)



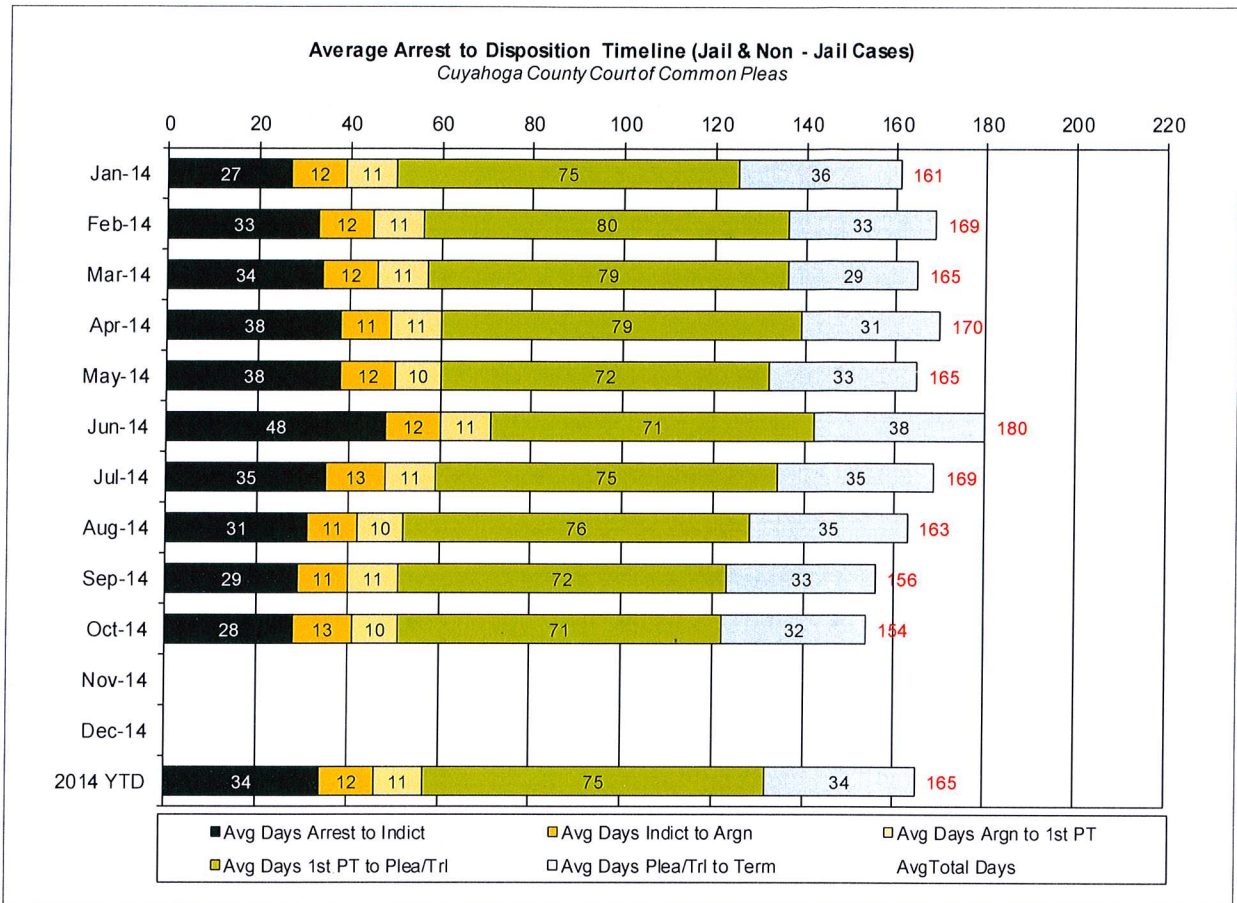
CUYAHOGA COUNTY COMMON PLEAS COURT

Average Arrest to Disposition Timeline (Non-Jail Cases)



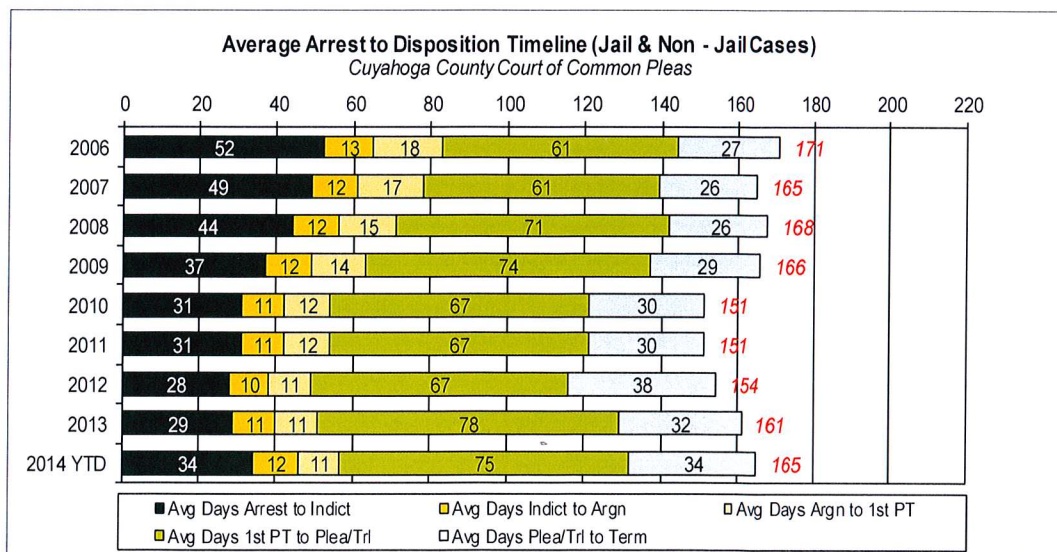
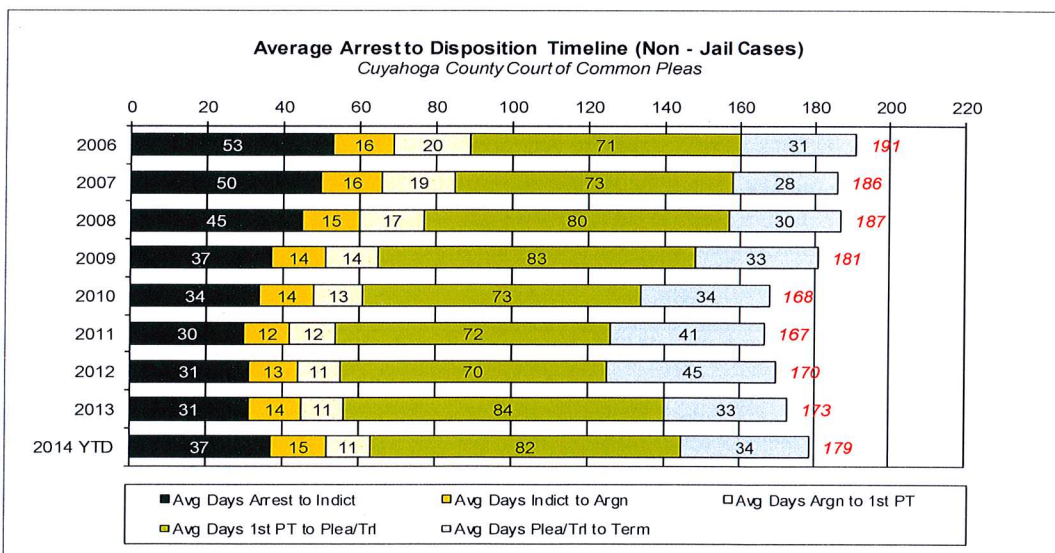
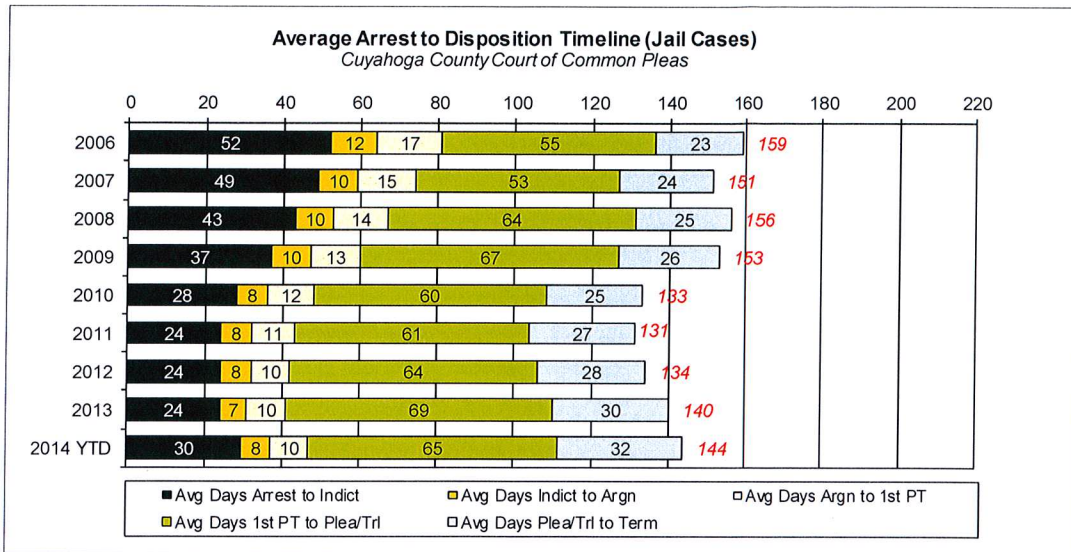
CUYAHOGA COUNTY COMMON PLEAS COURT

Average Arrest to Disposition Timeline (Jail and Non-Jail Cases)



CUYAHOGA COUNTY COMMON PLEAS COURT

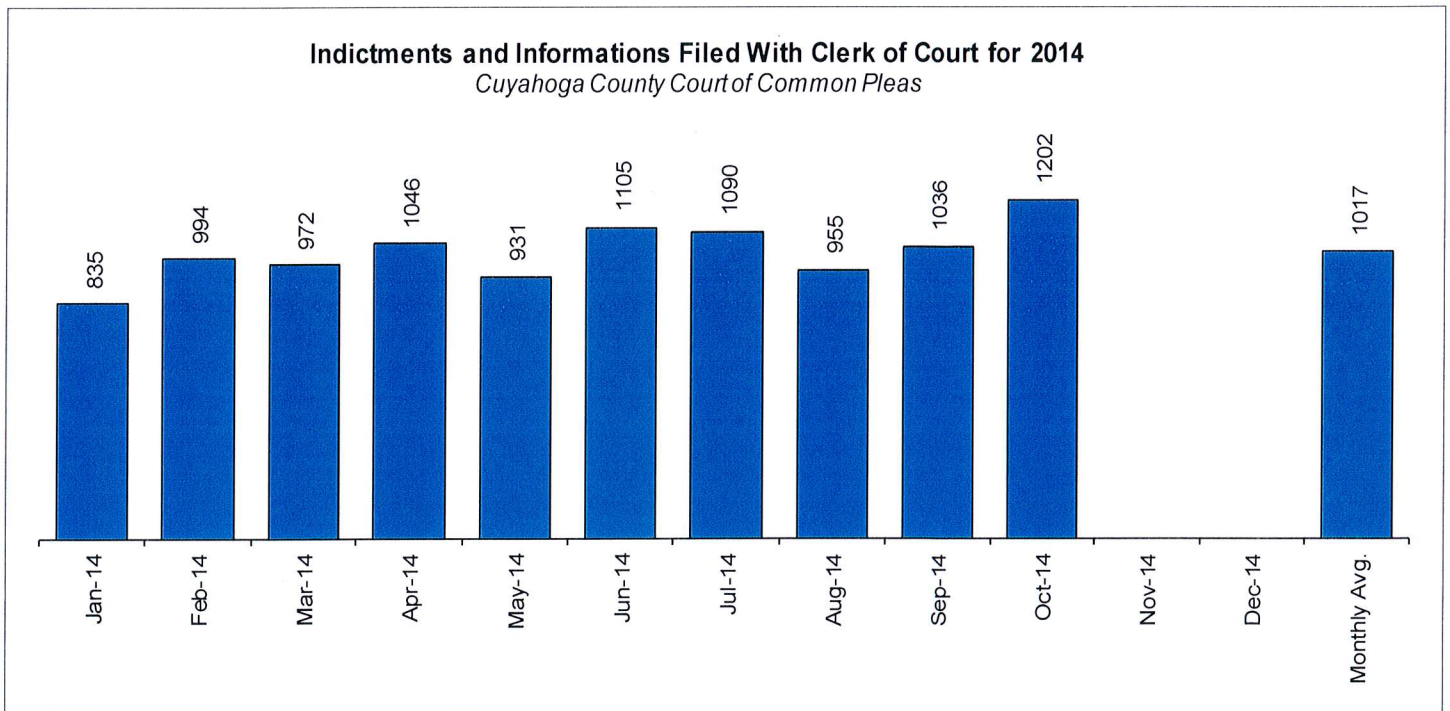
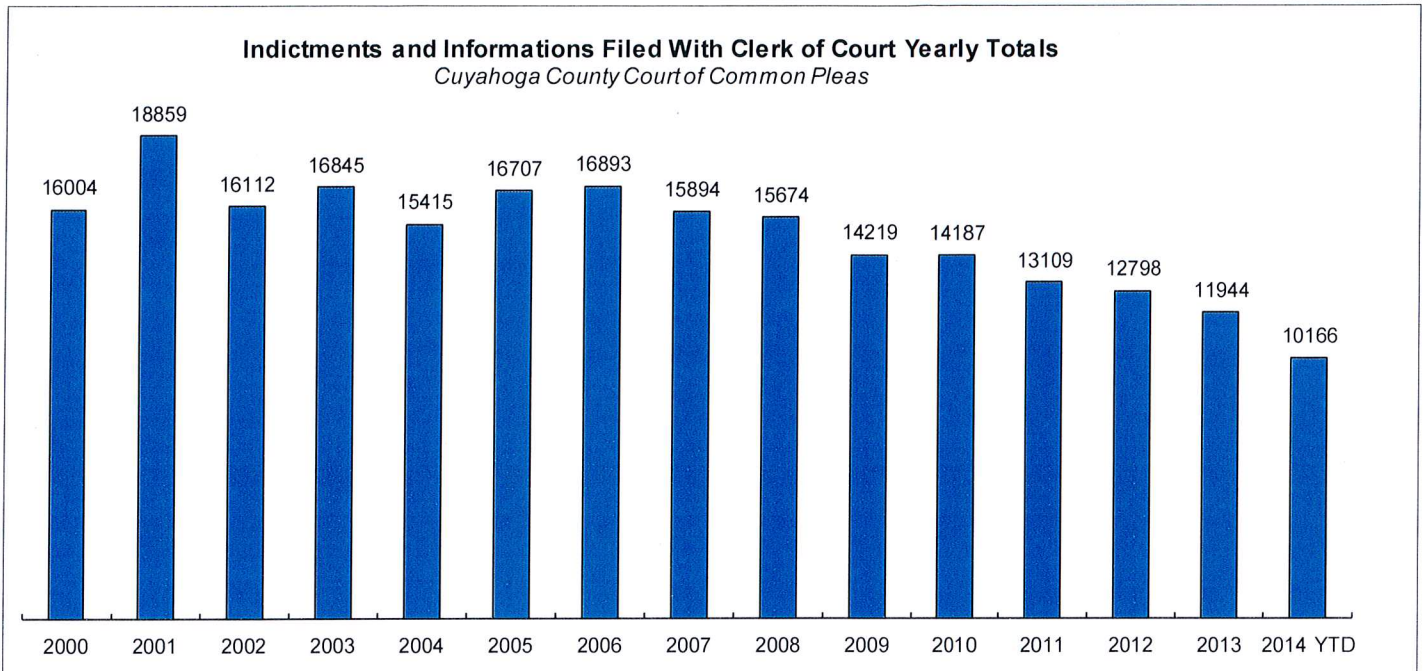
Yearly Average Arrest to Disposition Timeline



CUYAHOGA COUNTY COMMON PLEAS COURT

Indictments and Informations Filed With the Clerk of Courts

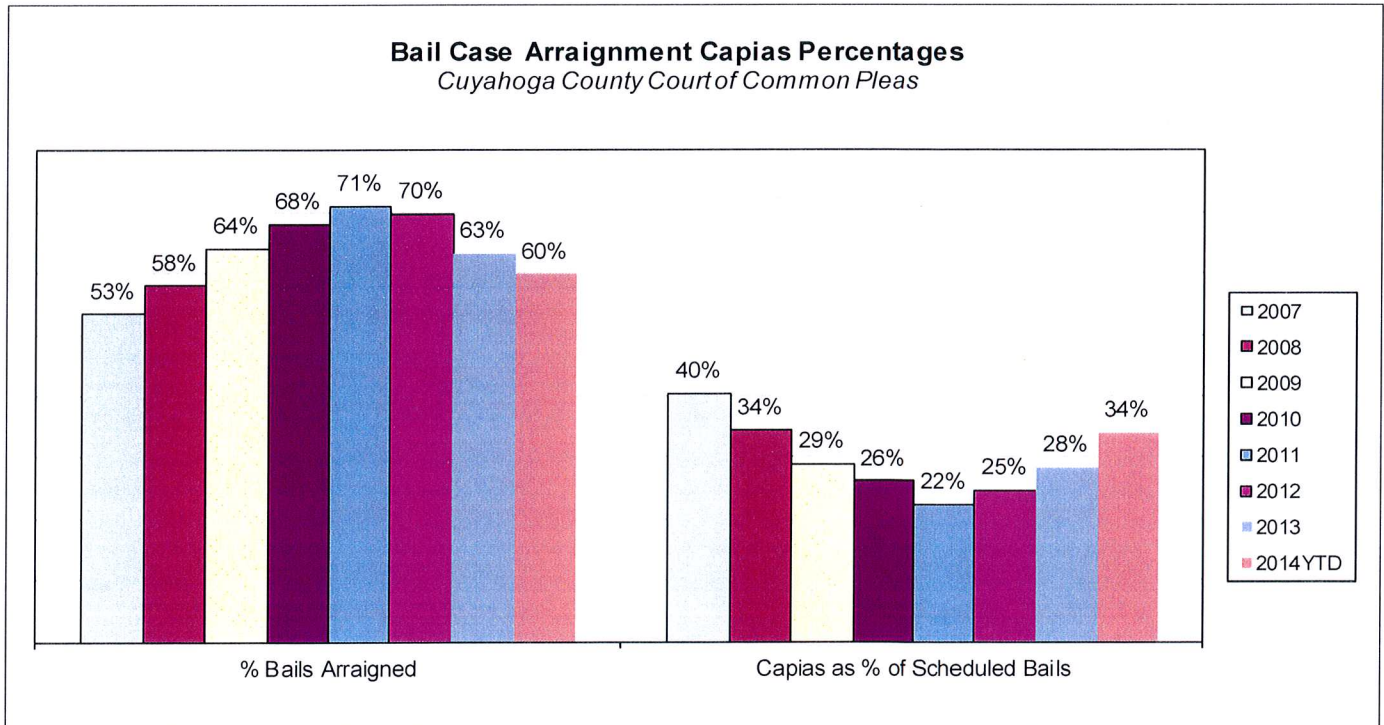
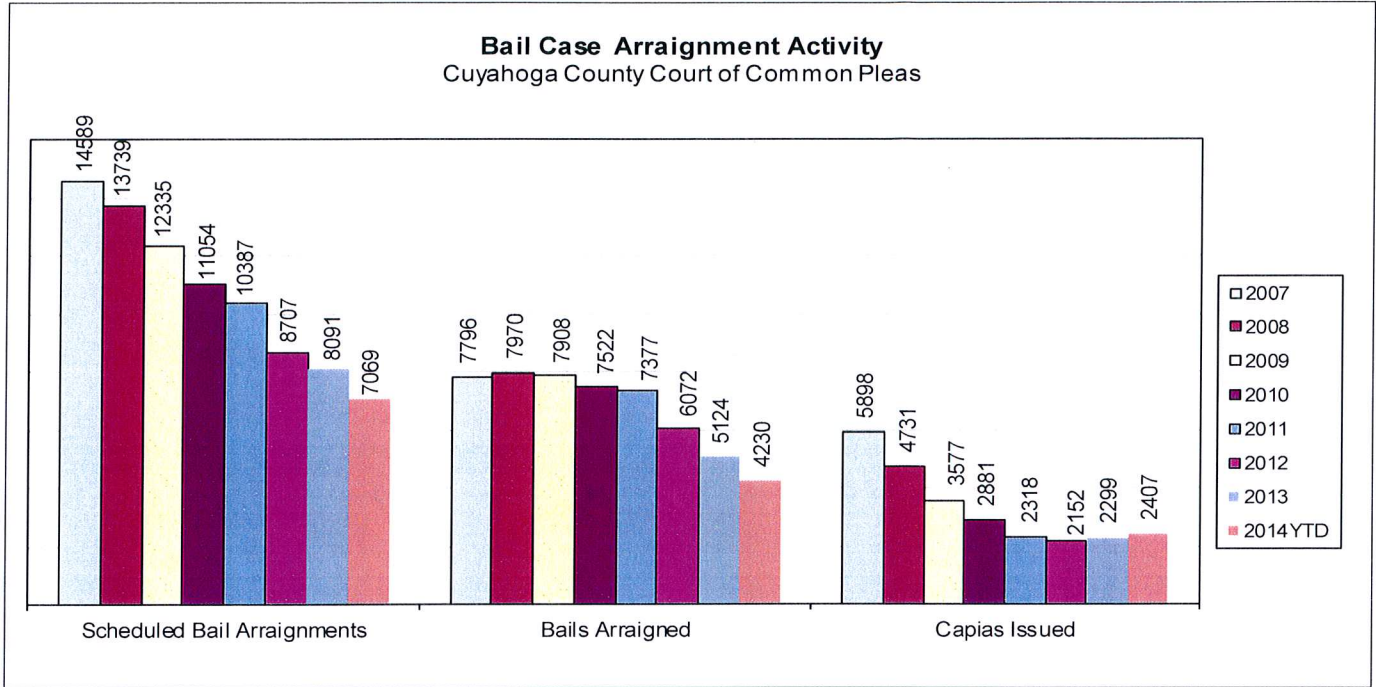
The following charts are reflective of Indictments and Informations filed with the Criminal Clerk of Courts from 2000. The source for this information was the Criminal Clerk's Office.



CUYAHOGA COUNTY COMMON PLEAS COURT

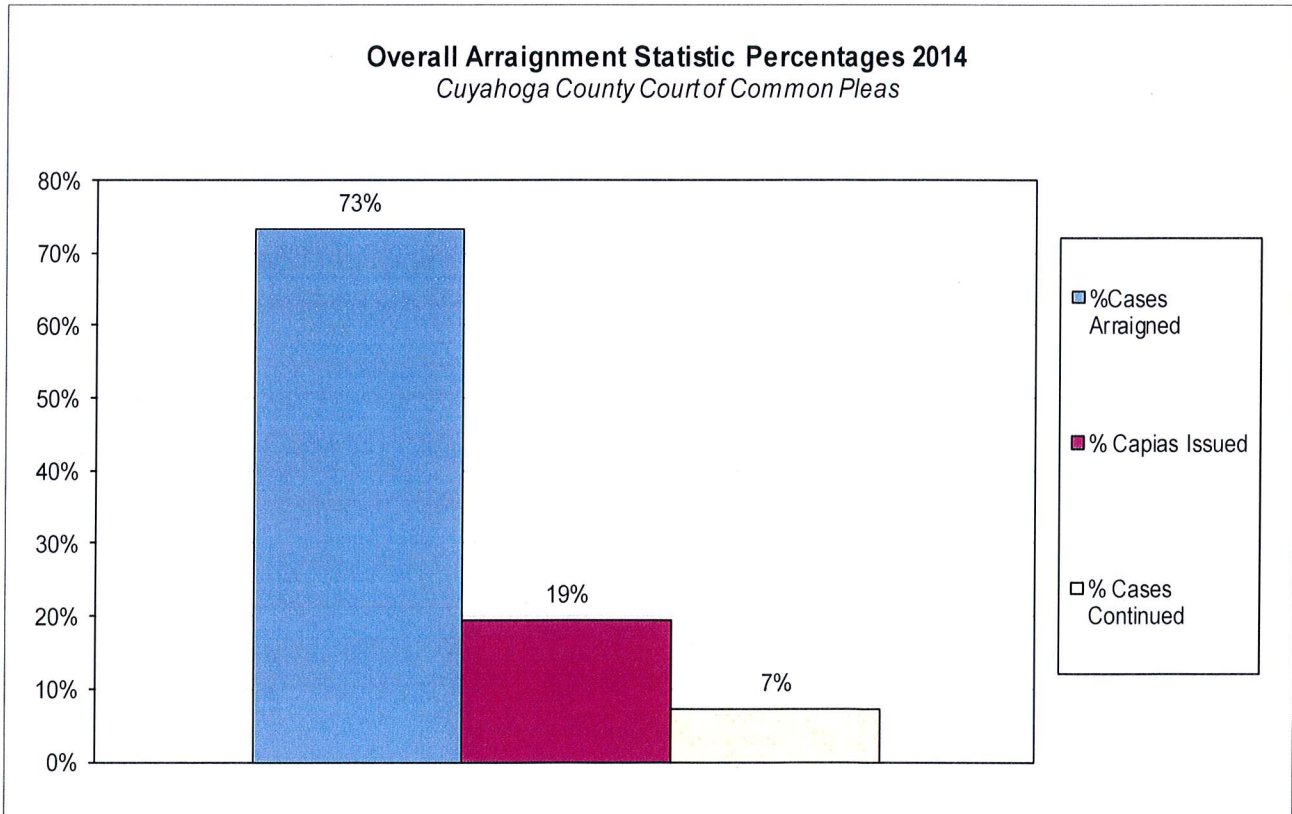
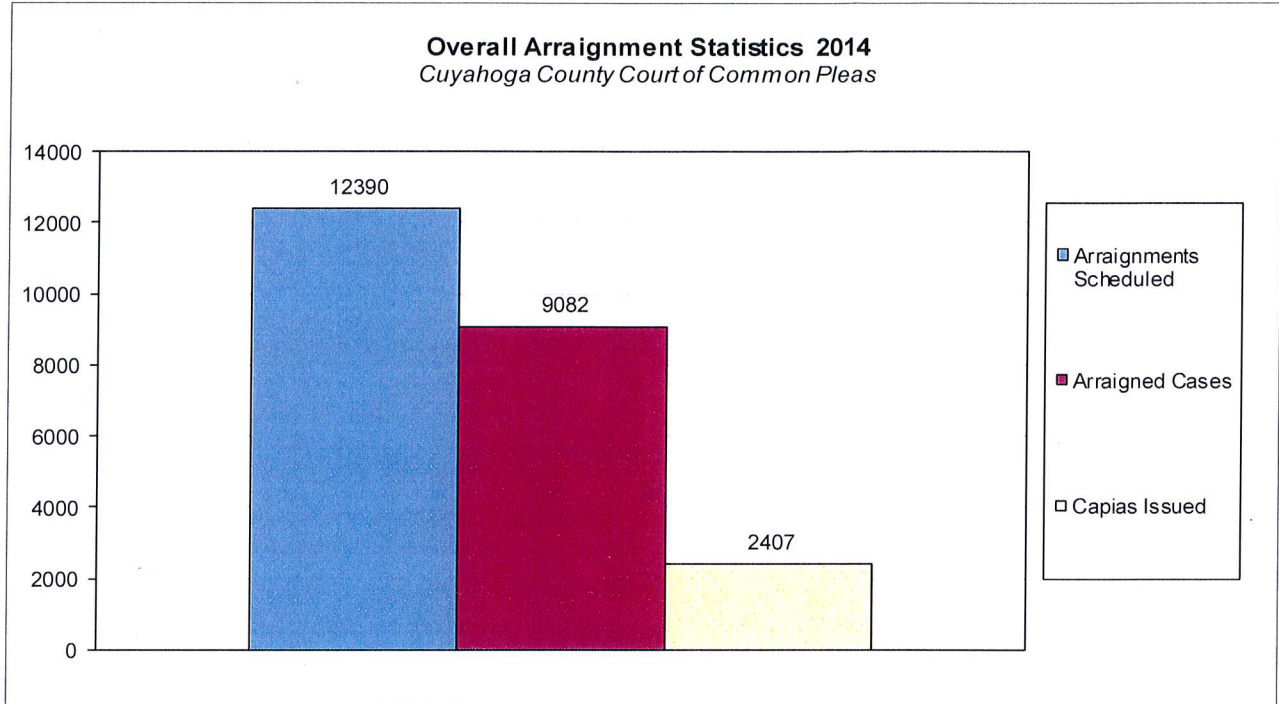
Bail Case Arraignment Activity

The following charts are reflective of arraignment activity where the defendant was not incarcerated at the time of arraignment. The source for this information was the Criminal Records Department.



Overall Arraignment Statistics

The arraignment statistics were provided by the Criminal Records Department. They are provided to give a representation of arraignment activity in the Court in 2014. These statistics include jail and non – jail arraignments.



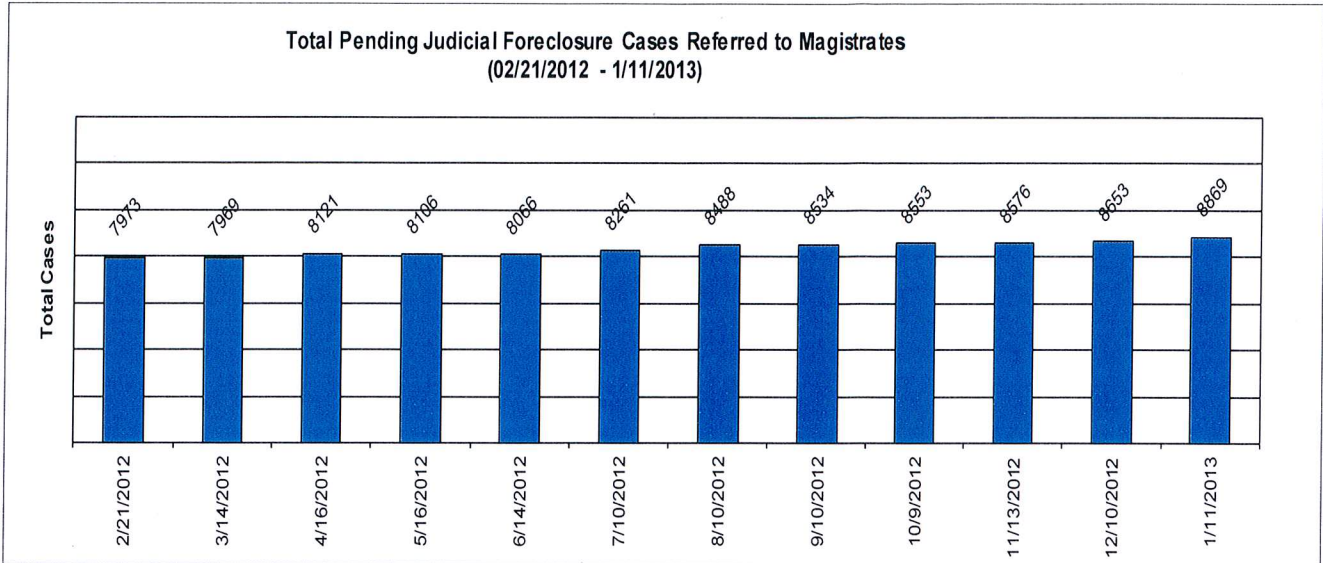
Judicial Foreclosure Statistics¹

¹ For clarification purposes, Foreclosure cases in this report are identified as Judicial Foreclosure filings (filing codes 1460 (Foreclosure Marsh. Of Lien), 1465 (Tax Lien), 1466 (Tax Certificate), 1470 (Quiet Title), and 1480 (Partition)). These cases are different from Board of Revision Foreclosures, which are not reported here.

CUYAHOGA COUNTY COMMON PLEAS COURT

Total Pending Judicial Foreclosure Cases Referred to Magistrates (A)

The following chart is a display of the total number of pending Judicial Foreclosure cases referred to the Magistrates on specific dates. The table below shows the number of these cases pending from each year since 2000.

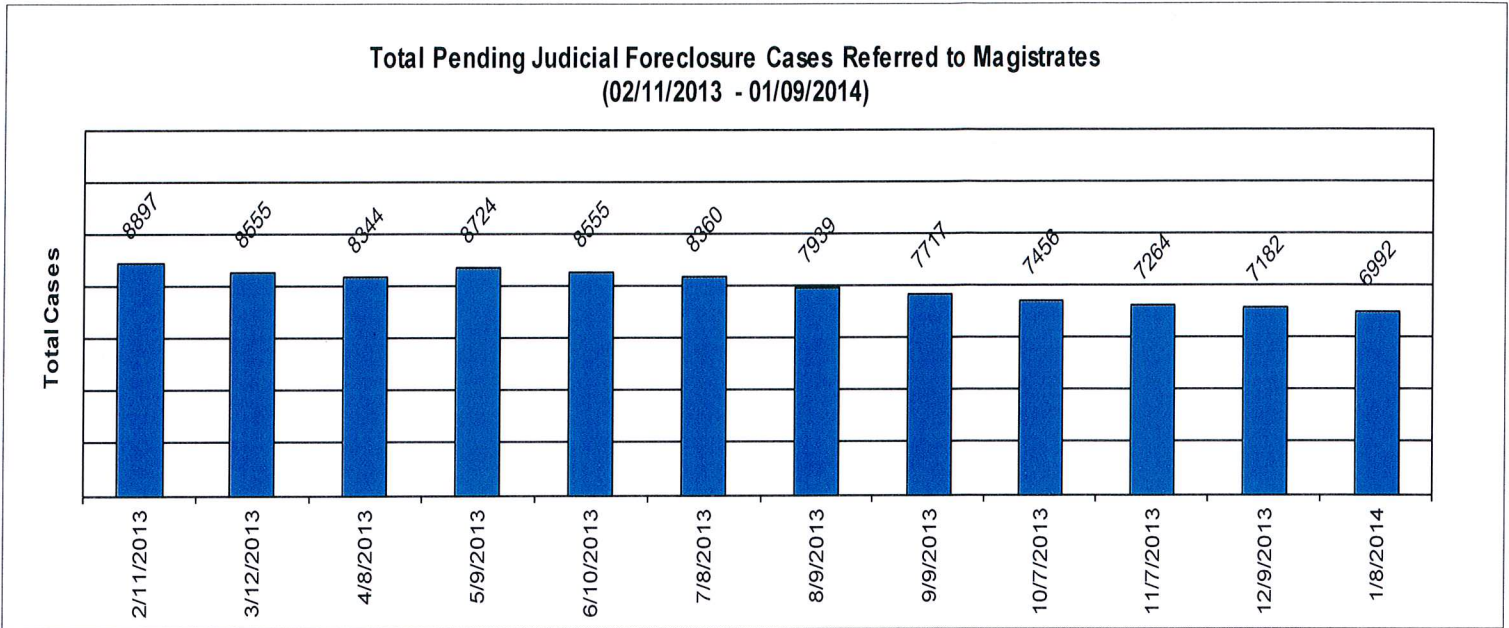


	As of:											
	2/21/2012	3/14/2012	4/16/2012	5/16/2012	6/14/2012	7/10/2012	8/10/2012	9/10/2012	10/9/2012	11/13/2012	12/10/2012	1/11/2013
Year												
2000	0	0	0	0	0	0	0	0	0	0	0	0
2001	0	0	0	0	0	0	0	0	0	1	1	0
2002	10	10	10	11	10	10	10	10	10	10	10	10
2003	2	2	2	2	2	2	2	2	2	2	2	2
2004	3	3	2	2	2	2	2	1	2	1	1	1
2005	0	0	0	0	1	2	2	2	2	2	2	2
2006	8	8	8	8	8	7	5	5	5	5	5	5
2007	16	17	18	34	32	36	34	31	31	29	29	27
2008	28	30	26	24	23	23	20	18	15	13	14	12
2009	165	155	154	140	129	126	120	122	114	105	101	94
2010	742	661	572	491	445	415	392	343	293	261	240	221
2011	5528	4981	4267	3615	3096	2728	2283	1916	1619	1384	1204	1041
2012	1471	2102	3062	3779	4318	4910	5618	6084	6460	6763	7044	7175
2013												279
Total	7973	7969	8121	8106	8066	8261	8488	8534	8553	8576	8653	8869

CUYAHOGA COUNTY COMMON PLEAS COURT

Total Pending Judicial Foreclosure Cases Referred to Magistrates (B)

The following chart is a display of the total number of pending Judicial Foreclosure cases referred to the Magistrates on specific dates. The table below shows the number of these cases pending from each year since 2000.

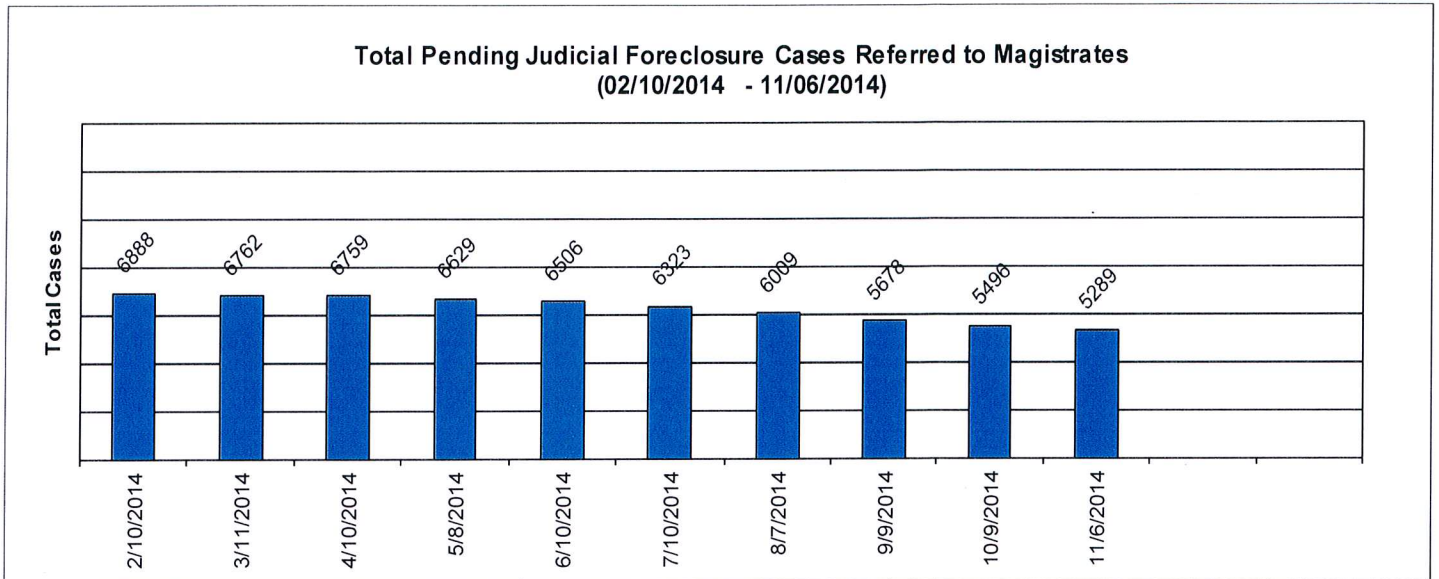


	As of:	2/11/2013	3/12/2013	4/8/2013	5/9/2013	6/10/2013	7/8/2013	8/9/2013	9/9/2013	10/7/2013	11/7/2013	12/9/2013	1/8/2014
Year													
2000	0	0	0	0	0	0	0	0	0	0	0	0	0
2001	0	0	0	0	0	0	0	0	1	0	1	1	1
2002	10	10	10	1	2	2	2	1	0	0	1	1	1
2003	2	2	2	2	2	2	2	2	2	3	3	2	2
2004	1	1	1	1	1	1	1	1	1	1	1	0	0
2005	3	3	2	2	2	2	2	2	2	1	1	1	1
2006	7	7	6	8	4	4	3	3	3	3	3	3	3
2007	27	28	29	29	27	8	9	9	8	8	8	8	8
2008	13	13	12	12	14	11	11	9	11	16	18	17	17
2009	93	79	75	66	62	58	55	39	29	28	40	29	29
2010	205	175	146	134	126	116	99	88	80	74	71	62	62
2011	949	810	713	600	505	456	388	345	303	271	243	220	220
2012	6684	5850	5226	4467	3807	3362	2824	2494	2128	1783	1526	1311	1311
2013	903	1577	2122	3402	4003	4338	4543	4723	4889	5075	5268	5281	5281
2014													56
Total	8897	8555	8344	8724	8555	8360	7939	7717	7456	7264	7182	6992	6992

CUYAHOGA COUNTY COMMON PLEAS COURT

Total Pending Judicial Foreclosure Cases Referred to Magistrates (C)

The following chart is a display of the total number of pending Judicial Foreclosure cases referred to the Magistrates on specific dates. The table below shows the number of these cases pending from each year since 2000.

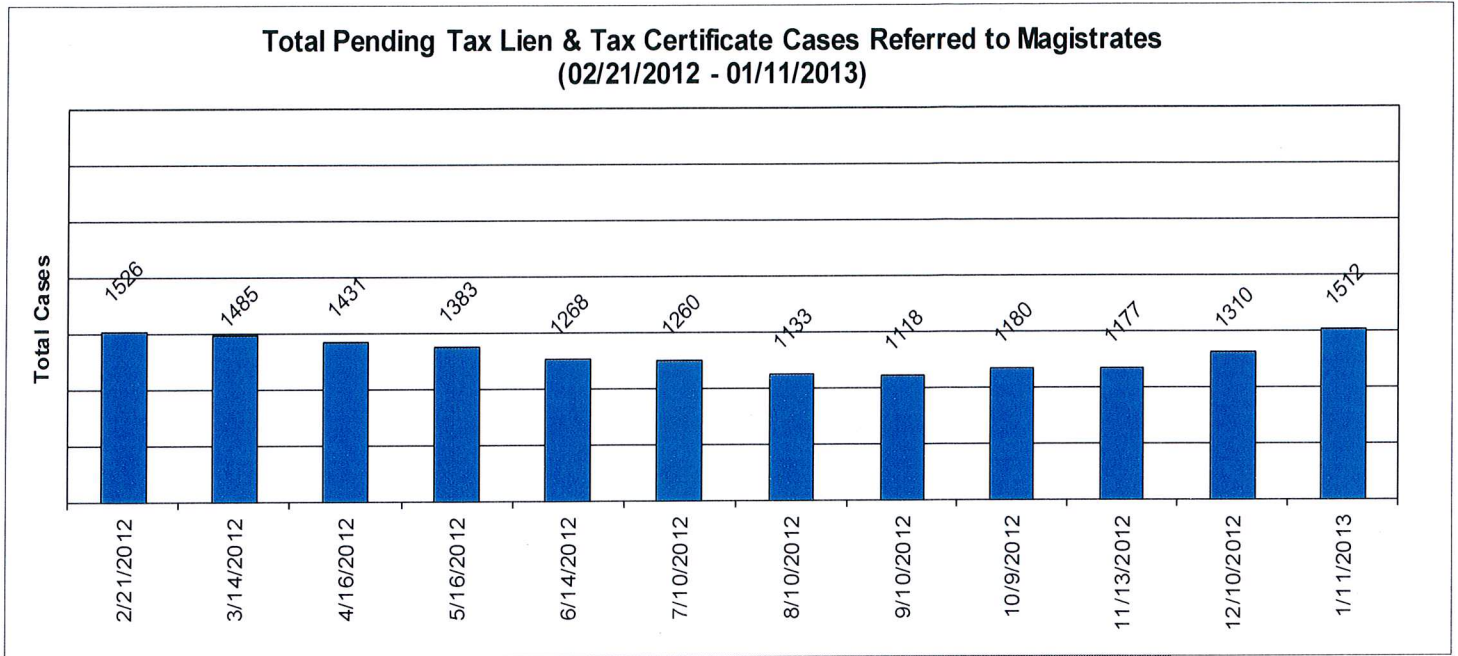


Year	As of:	2/10/2014	3/11/2014	4/10/2014	5/8/2014	6/10/2014	7/10/2014	8/7/2014	9/9/2014	10/9/2014	11/6/2014
2000		0	0	0	0	0	0	0	0	0	0
2001		0	0	0	0	0	0	0	0	0	1
2002		1	1	1	1	1	1	1	1	0	1
2003		2	2	2	2	2	2	2	2	2	2
2004		0	0	0	0	0	0	0	0	0	0
2005		1	1	1	1	1	1	1	0	1	0
2006		2	1	0	0	0	0	0	0	1	1
2007		7	7	7	5	5	5	5	4	4	4
2008		16	15	16	15	11	7	7	7	7	5
2009		28	25	25	23	23	10	9	10	10	10
2010		59	53	52	48	40	28	22	21	21	19
2011		205	183	173	160	147	121	100	87	76	66
2012		1087	914	744	642	536	478	407	353	299	255
2013		4773	4200	3615	3141	2754	2368	1980	1613	1352	1110
2014		707	1360	2123	2591	2986	3302	3475	3580	3723	3815
Total		6888	6762	6759	6629	6506	6323	6009	5678	5496	5289

CUYAHOGA COUNTY COMMON PLEAS COURT

Total Pending Tax Lien & Certificate Cases Referred to Magistrates (A)

The following chart is a display of the number of pending tax Judicial Foreclosure cases referred to the Magistrates on specific dates. The table below shows the number of pending tax Judicial Foreclosure cases in each year since 2000.




	As of:												
Year	2/21/2012	3/14/2012	4/16/2012	5/16/2012	6/14/2012	7/10/2012	8/10/2012	9/10/2012	10/9/2012	11/13/2012	12/10/2012	1/11/2013	
2000	0	0	0	0	0	0	0	0	0	0	0	0	
2001	0	0	0	0	0	0	0	0	0	0	0	0	
2002	0	0	0	1	0	0	0	0	0	0	0	0	
2003	0	0	0	0	0	0	0	0	0	0	0	0	
2004	0	1	1	2	2	2	2	1	2	1	1	1	
2005	1	0	0	0	0	0	0	0	0	0	0	0	
2006	1	1	1	1	2	1	0	0	0	0	0	0	
2007	5	5	5	4	4	5	5	4	3	3	3	3	
2008	5	5	8	5	5	5	4	4	3	2	2	2	
2009	80	79	78	77	69	67	63	55	53	48	46	36	
2010	157	141	138	127	113	111	103	93	87	75	75	73	
2011	957	888	785	693	576	529	444	401	367	338	318	280	
2012	320	365	415	473	497	540	512	560	665	710	865	997	
2013												120	
Total	1526	1485	1431	1383	1268	1260	1133	1118	1180	1177	1310	1512	

CUYAHOGA COUNTY COMMON PLEAS COURT

Total Pending Tax Lien & Certificate Cases Referred to Magistrates (B)

The following chart is a display of the number of pending tax Judicial Foreclosure cases referred to the Magistrates on specific dates. The table below shows the number of pending tax Judicial Foreclosure cases in each year since 2000.

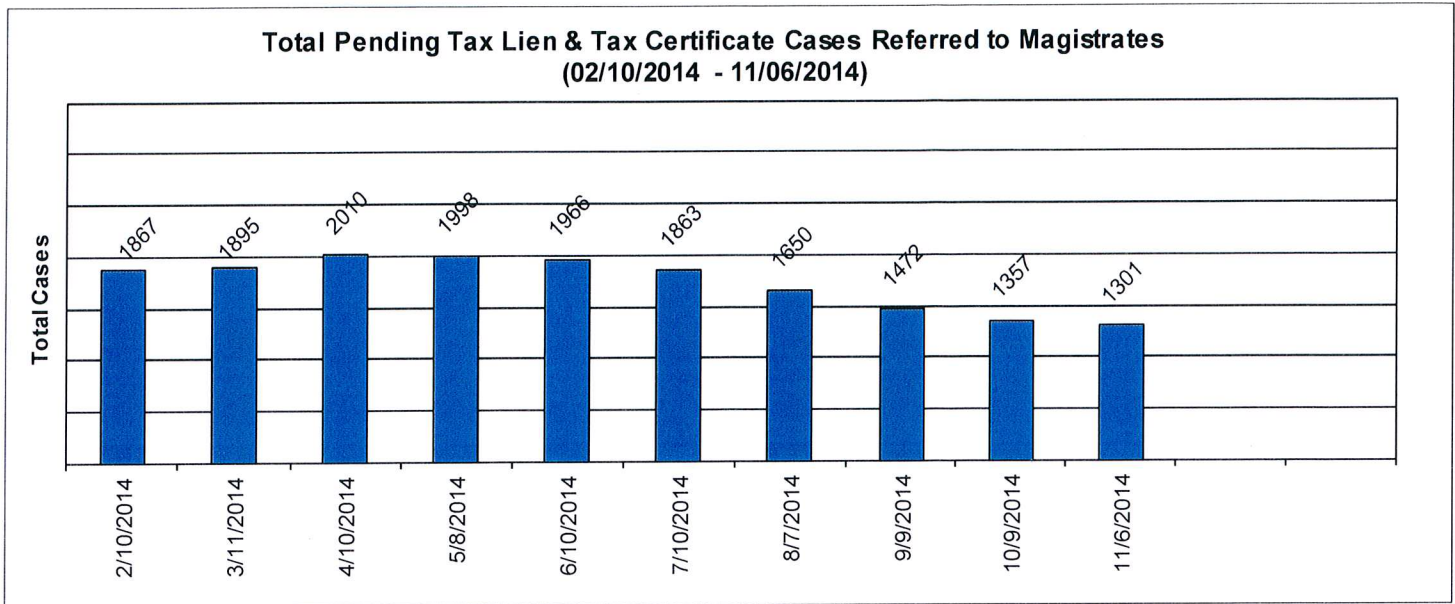


	A s o f:											
	2/11/2013	3/12/2013	4/8/2013	5/9/2013	6/10/2013	7/8/2013	8/9/2013	9/9/2013	10/7/2013	11/7/2013	12/9/2013	
Year												
2000	0	0	0	0	0	0	0	0	0	0	0	0
2001	0	0	0	0	0	0	0	0	0	1	1	
2002	0	0	0	0	0	0	0	1	0	0	0	
2003	0	0	0	0	0	0	0	0	1	1	0	
2004	1	1	1	1	1	1	1	1	1	1	0	
2005	1	1	0	0	0	0	0	0	0	0	0	
2006	0	0	1	3	1	1	1	6	1	1	1	
2007	4	4	4	4	4	4	5	5	5	4	4	
2008	3	2	1	1	1	1	1	2	4	6	6	
2009	36	28	25	23	22	17	17	20	15	9	15	
2010	69	58	46	41	40	36	32	34	33	10	34	
2011	272	243	213	187	163	145	132	126	117	117	112	
2012	1109	1029	982	924	869	795	709	682	608	532	468	
2013	114	161	192	895	1062	1063	1052	1106	1158	1250	1334	
Total	1609	1527	1273	2079	2163	2063	1950	1983	1943	1932	1975	

CUYAHOGA COUNTY COMMON PLEAS COURT

Total Pending Tax Lien & Certificate Cases Referred to Magistrates (C)

The following chart is a display of the number of pending tax Judicial Foreclosure cases referred to the Magistrates on specific dates. The table below shows the number of pending tax Judicial Foreclosure cases in each year since 2000.




	As of:	2/10/2014	3/11/2014	4/10/2014	5/8/2014	6/10/2014	7/10/2014	8/7/2014	9/9/2014	10/9/2014	11/6/2014		
Year													
2000		0	0	0	0	0	0	0	0	0	0		
2001		0	0	0	0	0	0	0	0	0	0		1
2002		0	0	0	1	1	1	1	1	1	1		1
2003		0	0	0	0	0	0	0	0	0	0		0
2004		0	0	0	0	0	0	0	0	0	0		0
2005		0	0	0	0	0	0	0	0	0	1		0
2006		1	0	0	0	0	0	0	0	0	1		1
2007		2	2	2	2	2	2	2	1	1	1		1
2008		6	5	6	5	4	0	0	0	0	0		0
2009		15	15	15	16	16	3	3	4	6	5		5
2010		27	24	22	20	17	10	8	2	3	2		2
2011		96	93	90	85	83	66	49	41	41	32		32
2012		317	277	220	192	146	138	115	101	87	79		79
2013		1291	1174	1085	994	934	844	709	612	526	409		409
2014		112	305	570	683	763	799	763	710	690	770		770
Total		1867	1895	2010	1998	1966	1863	1650	1472	1357	1301		

CUYAHOGA COUNTY COMMON PLEAS COURT

Percentage of Pending Judicial Foreclosure Cases By Filing Year

The following chart is a representation of the total number of pending Judicial Foreclosure cases by filing year expressed as a percentage on a specific date. The table below is the supporting data for this chart.

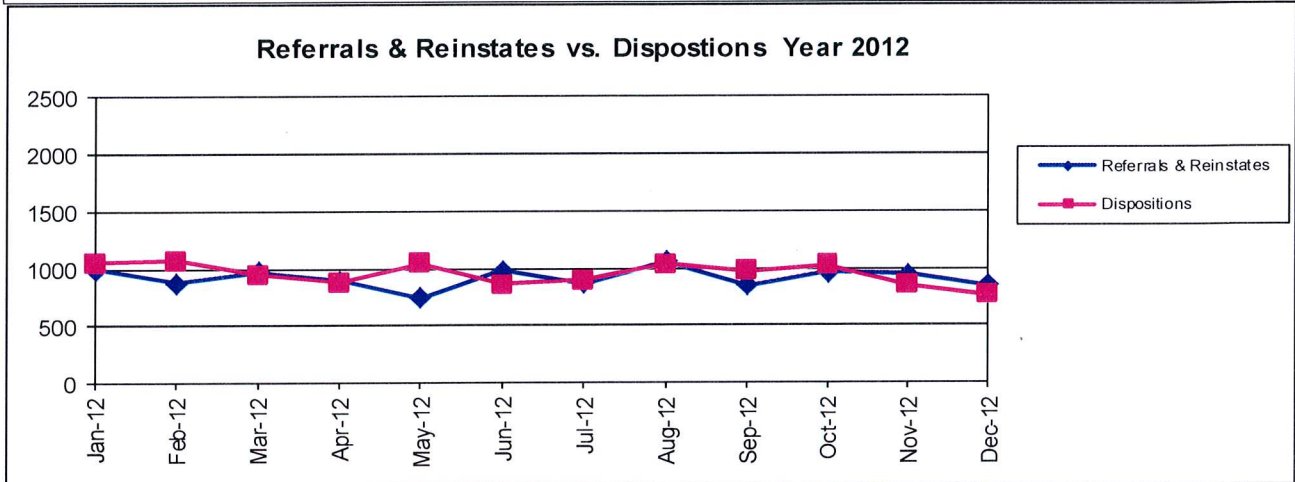
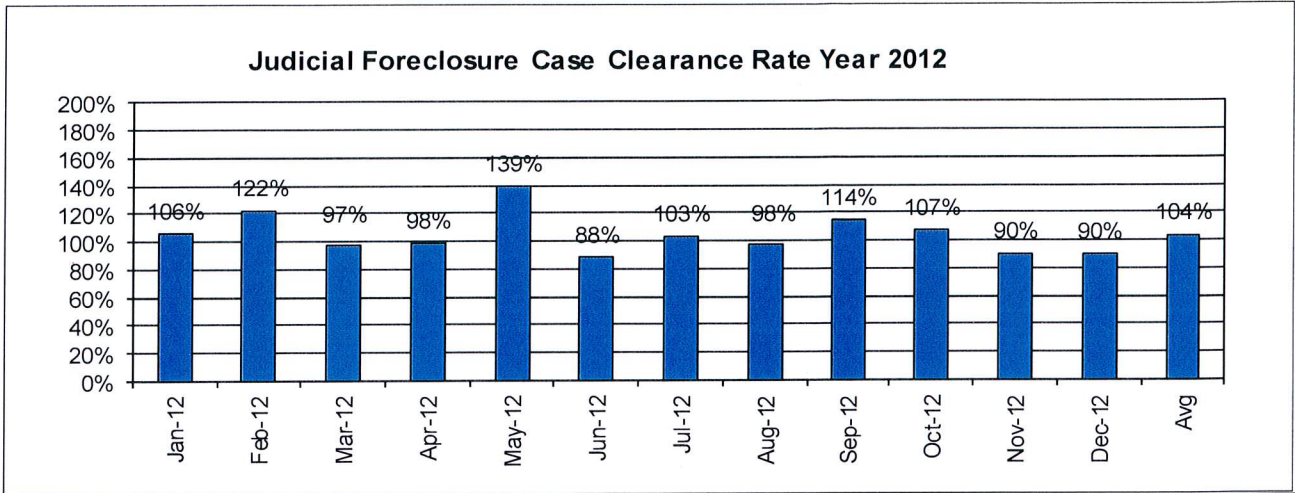


Year	As of: 11/6/2014	% of Total
2000	0	0.00%
2001	1	0.02%
2002	1	0.02%
2003	2	0.04%
2004	0	0.00%
2005	0	0.00%
2006	1	0.02%
2007	4	0.08%
2008	5	0.09%
2009	10	0.19%
2010	19	0.36%
2011	66	1.25%
2012	255	4.82%
2013	1110	20.99%
2014	3815	72.13%
Total	5289	100.00%

CUYAHOGA COUNTY COMMON PLEAS COURT

Judicial Foreclosure Clearance Rate Year 2012

The Clearance Rate is the number of outgoing cases as a percentage of the number of incoming cases. Clearance rate measures whether the court is keeping up with its incoming caseload. If cases are not disposed in a timely manner, a backlog of cases awaiting disposition will grow. A Clearance Rate of 100% indicates that at least as many cases as have been filed, reopened, or reactivated in a period have been disposed.

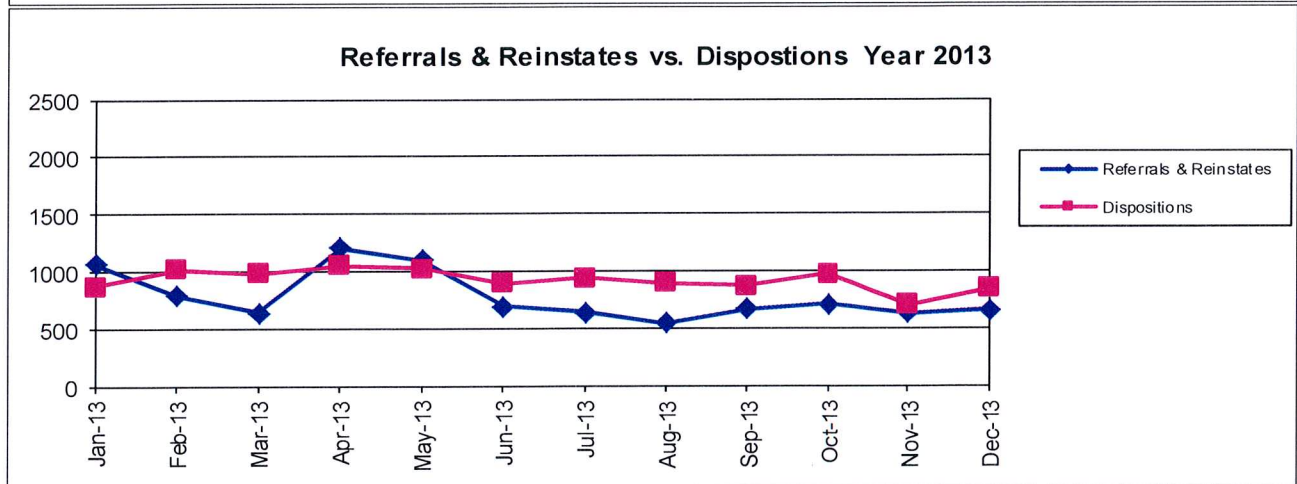
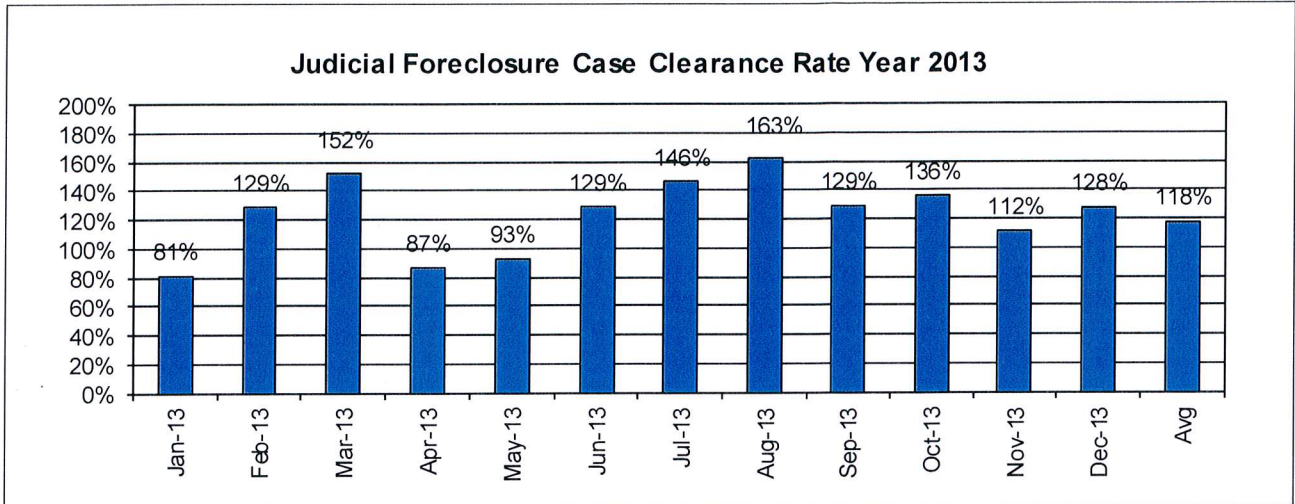


	Referrals & Reinstates	Dispositions	Clearance Rate
Jan-12	995	1051	106%
Feb-12	874	1068	122%
Mar-12	974	944	97%
Apr-12	894	880	98%
May-12	750	1044	139%
Jun-12	982	863	88%
Jul-12	869	896	103%
Aug-12	1058	1034	98%
Sep-12	851	972	114%
Oct-12	961	1028	107%
Nov-12	948	854	90%
Dec-12	854	766	90%
Avg	918	950	104%
Total	11010	11400	

CUYAHOGA COUNTY COMMON PLEAS COURT

Judicial Foreclosure Clearance Rate Year 2013

The Clearance Rate is the number of outgoing cases as a percentage of the number of incoming cases. Clearance rate measures whether the court is keeping up with its incoming caseload. If cases are not disposed in a timely manner, a backlog of cases awaiting disposition will grow. A Clearance Rate of 100% indicates that at least as many cases as have been filed, reopened, or reactivated in a period have been disposed.

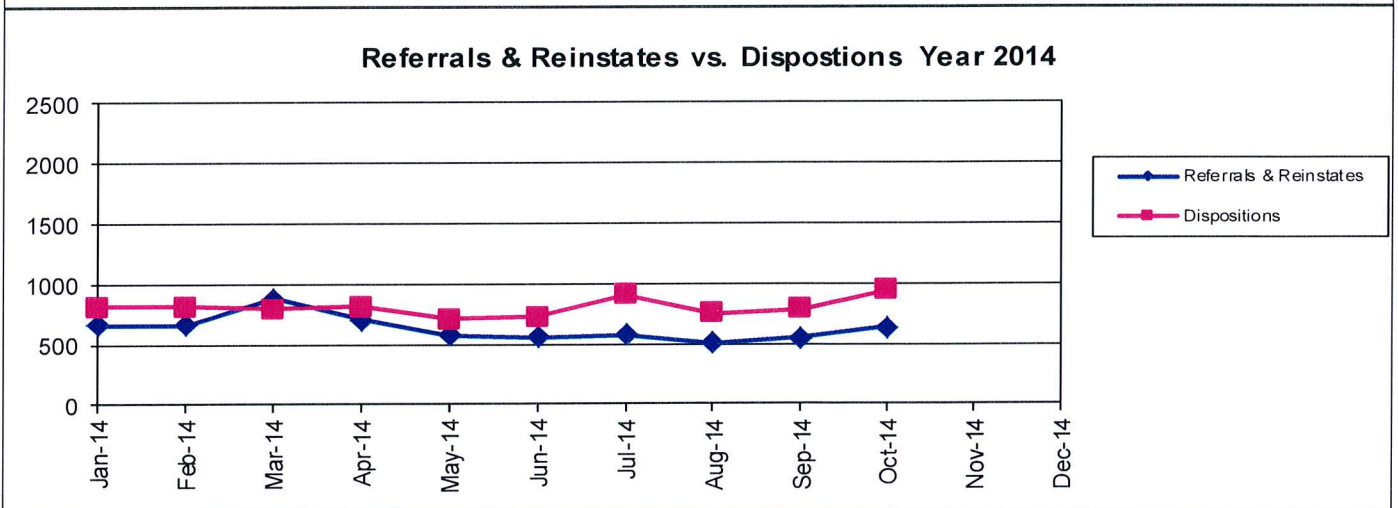
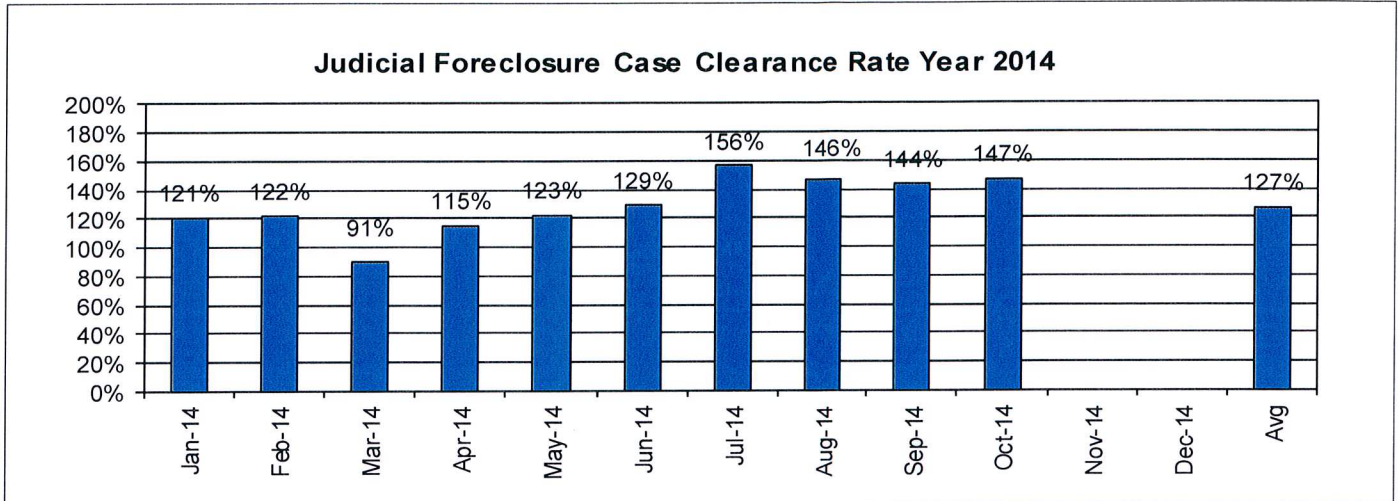


	Referrals & Reinstates	Dispositions	Clearance Rate
Jan-13	1069	870	81%
Feb-13	788	1013	129%
Mar-13	643	980	152%
Apr-13	1211	1052	87%
May-13	1102	1025	93%
Jun-13	696	895	129%
Jul-13	644	940	146%
Aug-13	550	896	163%
Sep-13	670	866	129%
Oct-13	713	969	136%
Nov-13	632	705	112%
Dec-13	658	841	128%
Avg	781	921	118%
Total	9376	11052	

CUYAHOGA COUNTY COMMON PLEAS COURT

Judicial Foreclosure Clearance Rate Year 2014

The Clearance Rate is the number of outgoing cases as a percentage of the number of incoming cases. Clearance rate measures whether the court is keeping up with its incoming caseload. If cases are not disposed in a timely manner, a backlog of cases awaiting disposition will grow. A Clearance Rate of 100% indicates that at least as many cases as have been filed, reopened, or reactivated in a period have been disposed.

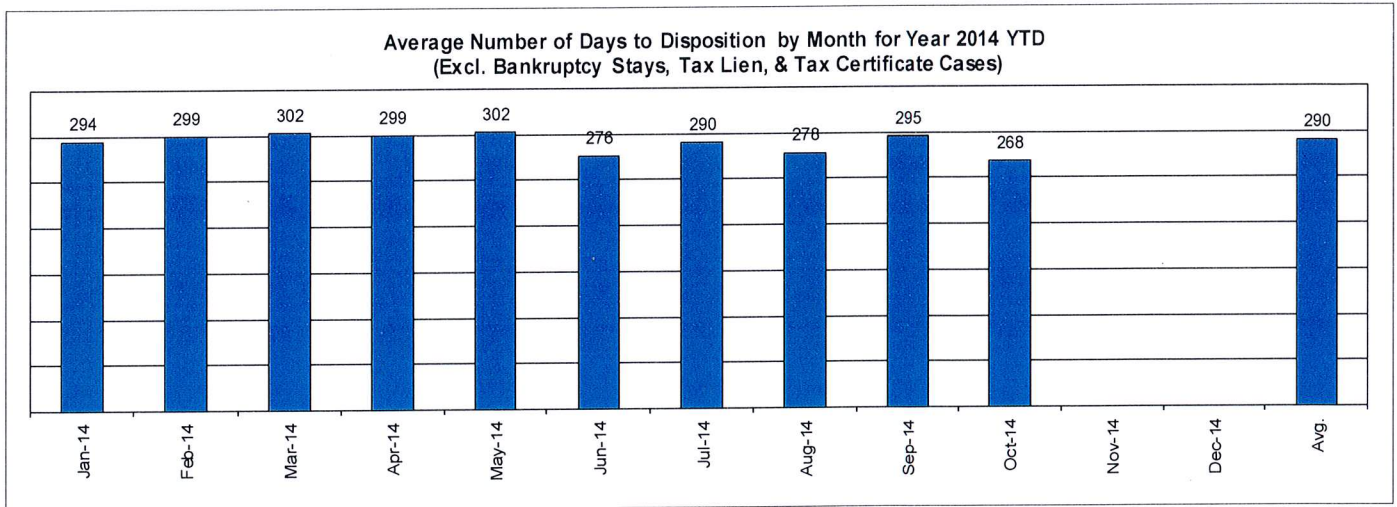
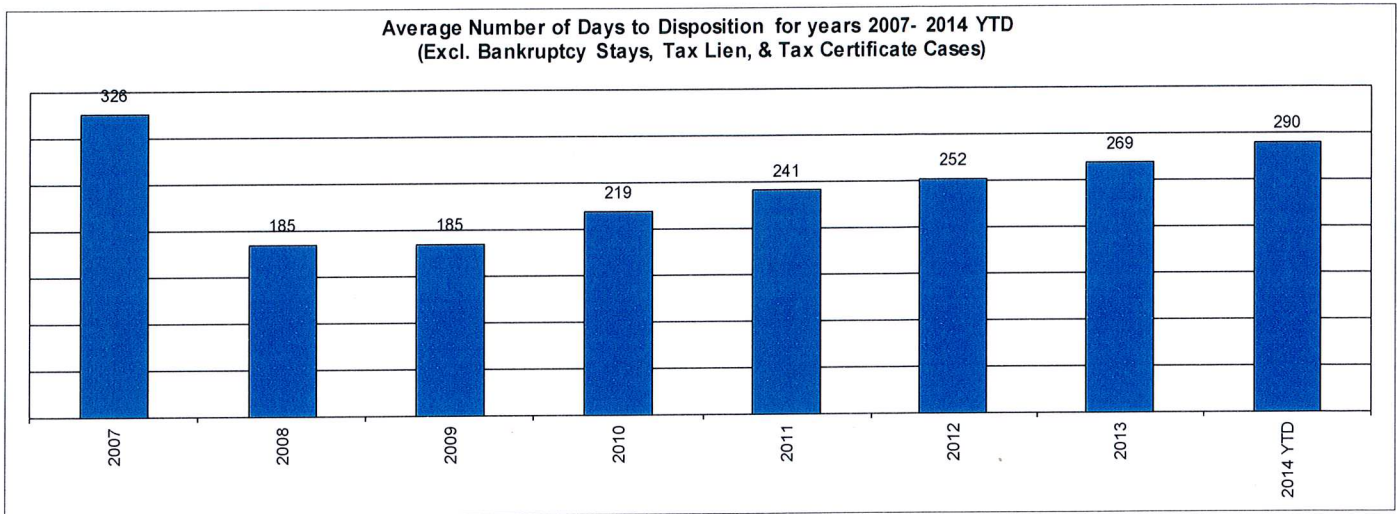


	Referrals & Reinstates	Dispositions	Clearance Rate
Jan-14	667	808	121%
Feb-14	663	809	122%
Mar-14	879	796	91%
Apr-14	703	810	115%
May-14	575	705	123%
Jun-14	558	721	129%
Jul-14	579	904	156%
Aug-14	511	747	146%
Sep-14	548	787	144%
Oct-14	639	940	147%
Nov-14			
Dec-14			
Avg	632	803	127%
Total	6322	8027	

CUYAHOGA COUNTY COMMON PLEAS COURT

Avg. Number of Days to Disp. (Excl. Bank. Stays & Tax Lien & Tax Cert.)

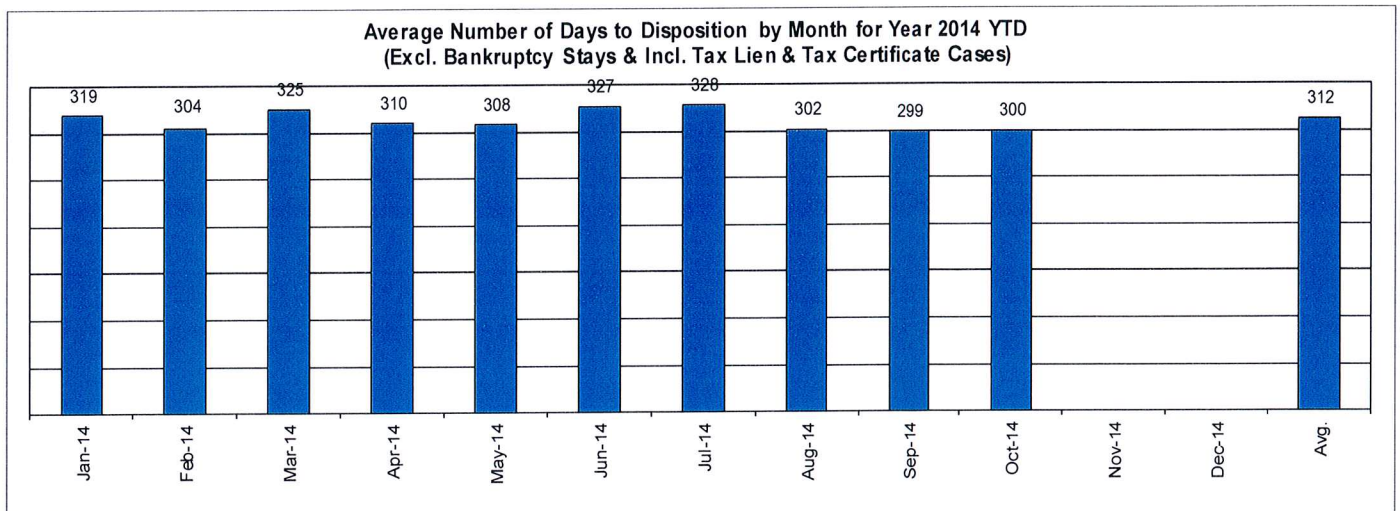
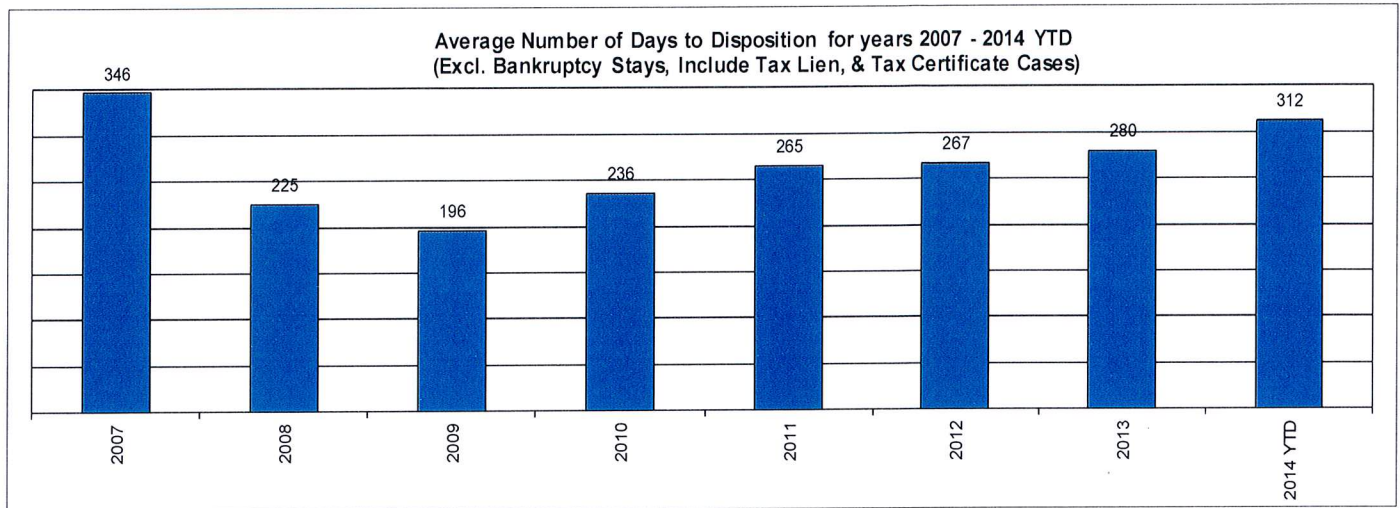
The average number of days to disposition is the number of days from filing to a final disposition entry being filed with the Clerk of Court. The data sample is based on all judicial foreclosure cases terminated by decree or dismissal (cases terminated by bankruptcy are not included) in a month. Each case is examined to determine the number of days between filing and termination with the periods that a case may have been in bankruptcy subtracted. Adding the total days of all of the cases minus bankruptcy periods and dividing by the total number of cases calculates the average. In the following chart, tax judicial foreclosure cases are excluded.



CUYAHOGA COUNTY COMMON PLEAS COURT

Avg. Number of Days to Disp. (Excl. Bank. Stays & Incl. Tax Lien & Tax Cert.)

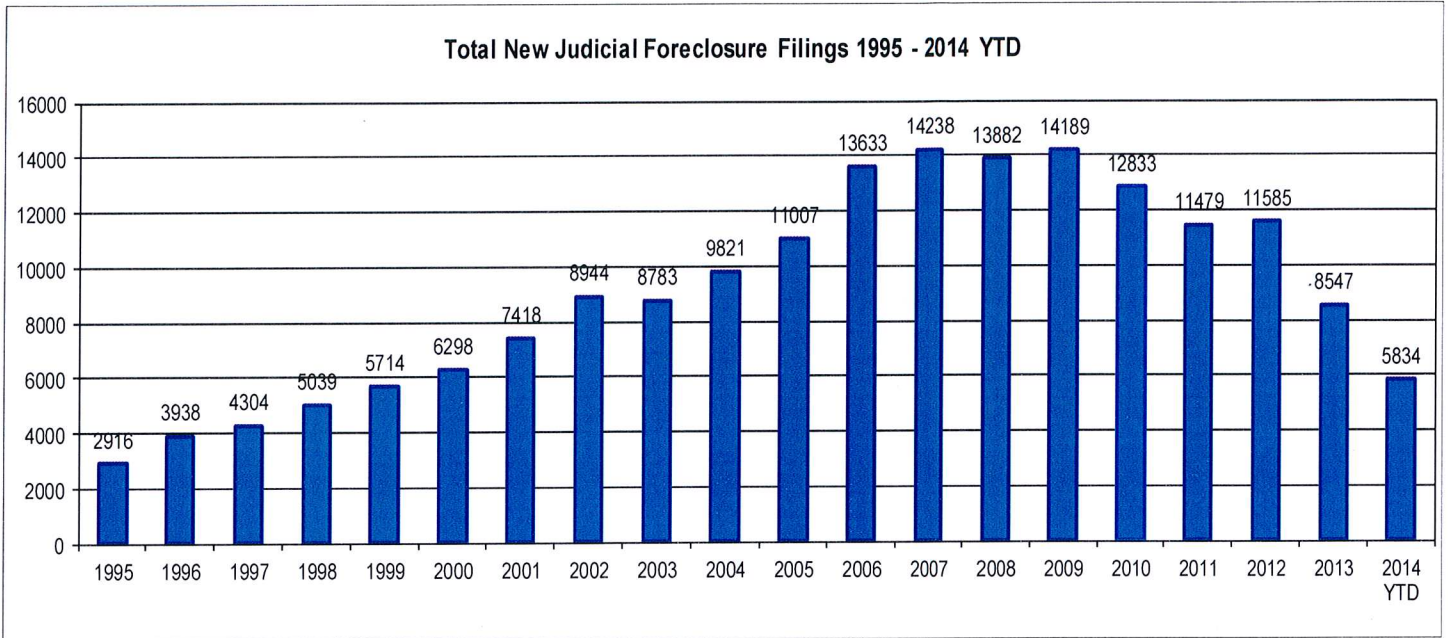
The average number of days to disposition is the number of days from filing to a final disposition entry being filed with the Clerk of Court. The data sample is based on all Judicial Foreclosure cases terminated by decree or dismissal (cases terminated by bankruptcy are not included) in a month. Each case is examined to determine the number of days between filing and termination with the periods that a case may have been in bankruptcy subtracted. Adding the total days of all of the cases minus bankruptcy periods and dividing by the total number of cases calculates the average. In the following chart, all types of Judicial Foreclosure cases are included.



Total New Judicial Foreclosure Filings

The following charts are provided as a historical view of new judicial foreclosure filings.

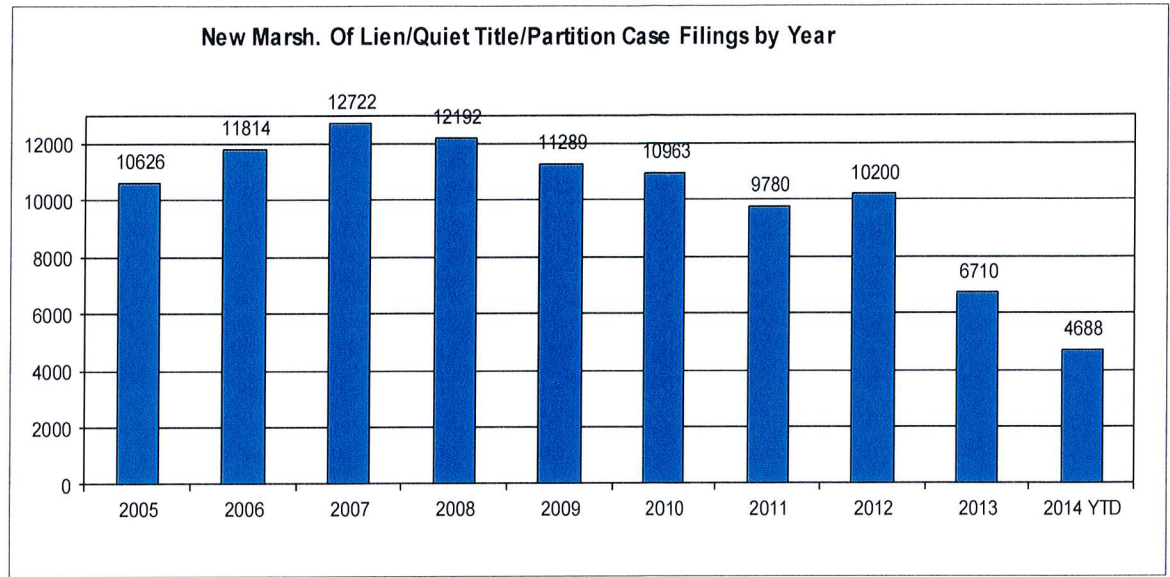
1. Total New Judicial Foreclosure Filings from 1995 – 2014 by year
2. Total New Marsh of Lien/Quiet Title/Partition Filings from 2011 – 2014 by month
3. Total New Tax Lien & Tax Certificate Filings for 2011 – 2014 by month
4. Total New Judicial Foreclosure Filings from 2011 – 2014 by month



CUYAHOGA COUNTY COMMON PLEAS COURT

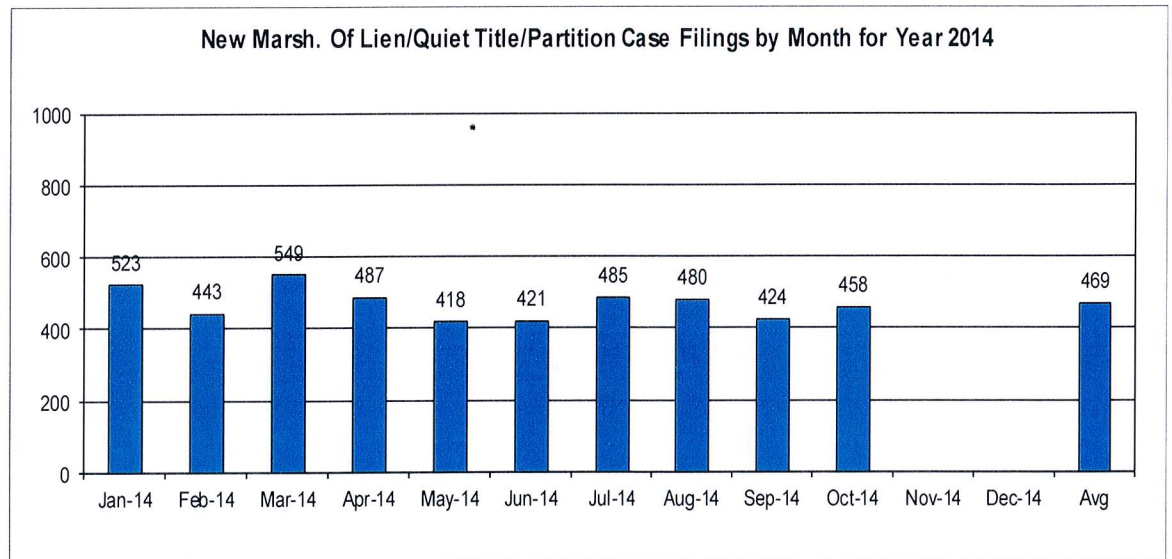
New Marsh of Lien/Quiet Title/Partition Case Filings for Years 2005 – 2014 YTD

Year	# Filings
2005	10626
2006	11814
2007	12722
2008	12192
2009	11289
2010	10963
2011	9780
2012	10200
2013	6710
2014 YTD	4688



New Marsh of Lien/Quiet Title/Partition Case Filings by month for 2014 YTD

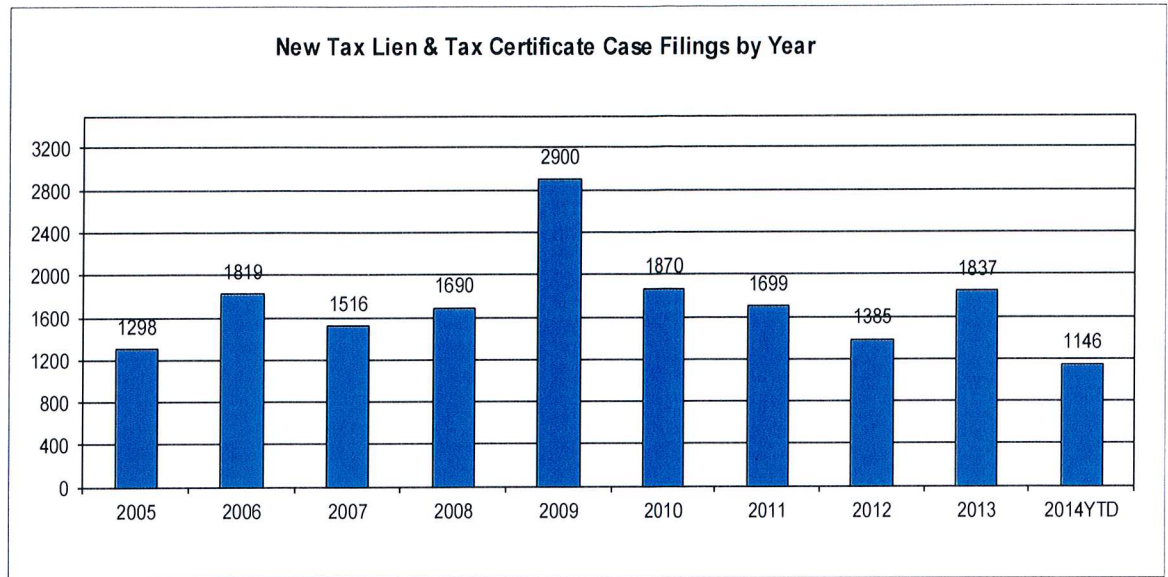
Month	# Filings
Jan-14	523
Feb-14	443
Mar-14	549
Apr-14	487
May-14	418
Jun-14	421
Jul-14	485
Aug-14	480
Sep-14	424
Oct-14	458
Nov-14	
Dec-14	
Avg	469
Total	4688



CUYAHOGA COUNTY COMMON PLEAS COURT

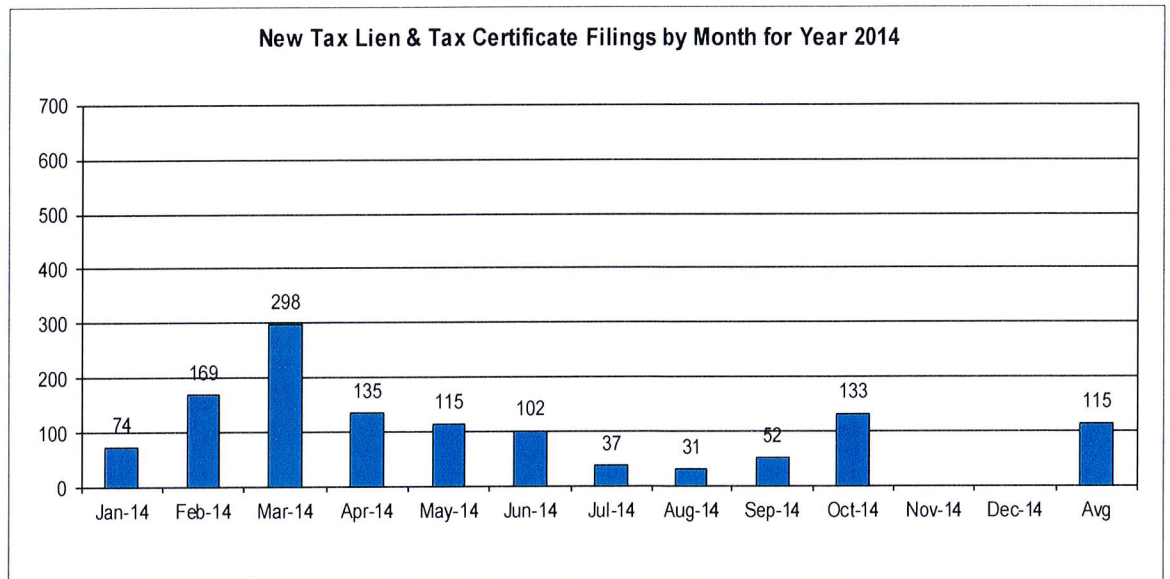
New Tax Lien & Certificate Filings for Years 2005 – 2014 YTD

Year	# Filings
2005	1298
2006	1819
2007	1516
2008	1690
2009	2900
2010	1870
2011	1699
2012	1385
2013	1837
2014YTD	1146



New Tax Lien & Certificate Filings by Month for Year 2014 YTD

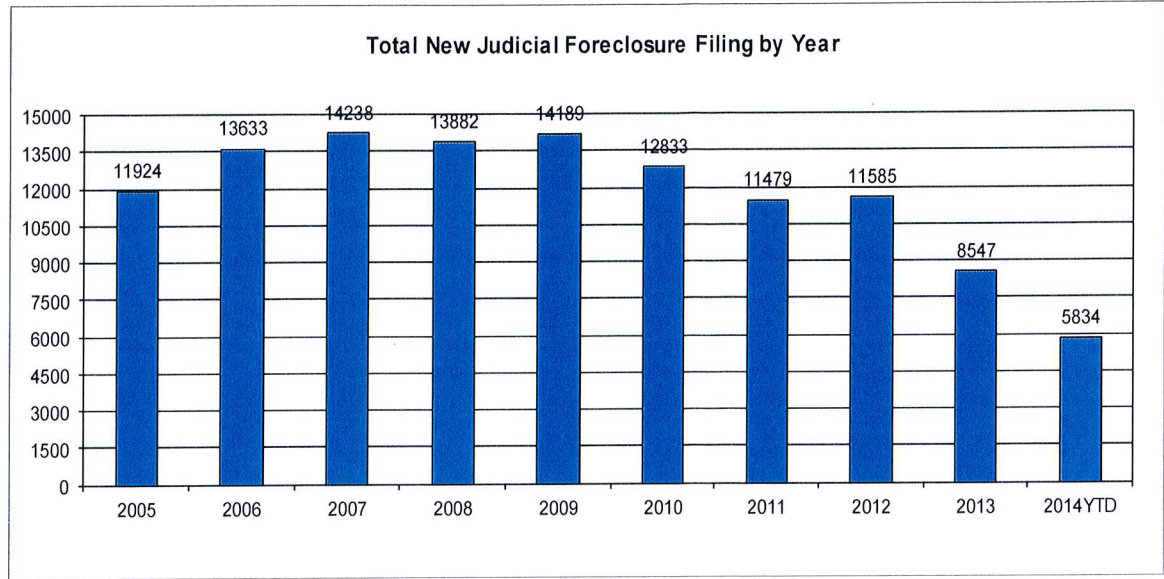
Month	# Filings
Jan-14	74
Feb-14	169
Mar-14	298
Apr-14	135
May-14	115
Jun-14	102
Jul-14	37
Aug-14	31
Sep-14	52
Oct-14	133
Nov-14	
Dec-14	
Avg	115
Total	1146



CUYAHOGA COUNTY COMMON PLEAS COURT

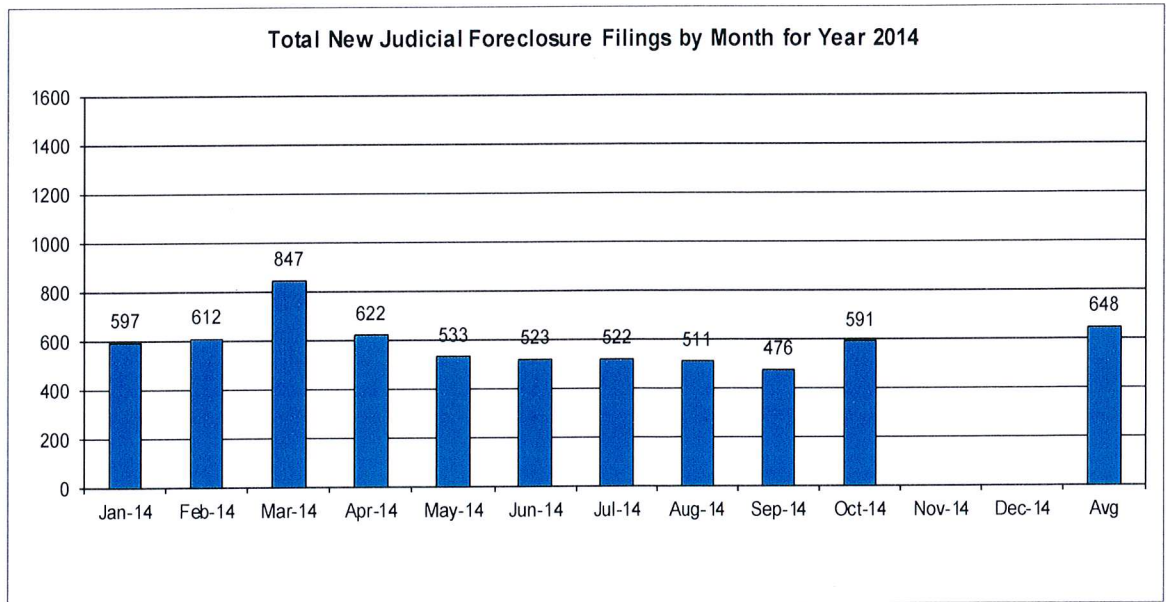
Total New Judicial Foreclosure Filings Years 2005 – 2014 YTD

Year	# Filings
2005	11924
2006	13633
2007	14238
2008	13882
2009	14189
2010	12833
2011	11479
2012	11585
2013	8547
2014 YTD	5834



Total New Judicial Foreclosure Filings by Month for Year 2014 YTD

Month	# Filings
Jan-14	597
Feb-14	612
Mar-14	847
Apr-14	622
May-14	533
Jun-14	523
Jul-14	522
Aug-14	511
Sep-14	476
Oct-14	591
Nov-14	
Dec-14	
Avg	648



Magistrate's Monthly Reports

The Magistrates' Monthly Report consists of 5 reports. Below is a description of each.

Magistrate's Monthly Supplemental Journal Entry Report (R415)

Retrieves total number of supplemental entries and Decrees of Confirmation of Sheriff's sale created during a specific period. A supplemental entry is any journal created by a magistrate, which does not close out a case. For example, any magistrate's order (MG) setting a hearing, any journal entry (JE) ruling on a motion, journals confirming Sheriff's sales, etc.).

Magistrate's Full Disposition Count by Magistrate Report (R413)

Retrieves total number of cases disposed of during a specific period. The dispositions are grouped by Magistrate and then broken down by the type of disposition (i. e. Default, Dismissed with Prejudice, Dismissed without Prejudice, etc.) This report can be printed three different ways. Including tax cases (Full Dispositions), excluding tax cases (Non-Tax Dispositions), and Tax cases only (Tax Dispositions).

Magistrate's Monthly Cases Referred/Reinstated Report (R418)

Retrieves newly filed cases referred to the Magistrates Dept. and cases previously disposed by the Magistrates Dept. that are reinstated and re-referred to the magistrates. The cases are separated by Tax (filing code 1465; Tax Judicial Foreclosure & 1466; Tax Certificate Judicial Foreclosure) and Non-Tax (1460; Judicial Foreclosure Marsh. Of Lien, 1480; Partition, 1470; Quiet Title, misc. (i. e. 1391; Contract Other, etc.).

Magistrate's Monthly Hearing Totals Report (R3146)

Retrieves total number of hearings held during one month. The hearings are grouped by Magistrate and then broken down by what type hearing was held (i. e. Default, Pretrial, etc.).

Magistrate's Monthly Case Load Report (R3147)

Retrieves individual caseload totals for individual magistrates during a specific period. The cases are grouped by magistrate and then broken down by case type (i. e. tax judicial foreclosure, tax certificate judicial foreclosure and non-tax judicial foreclosure).

CUYAHOGA COUNTY COURT OF COMMON PLEAS

DATE: 11/06/2014
TIME: 9:11 AM

OFFICE OF THE MAGISTRATES
MAGISTRATE'S MONTHLY SUPPLEMENTALS BY CASE
REPORTING PERIOD: OCTOBER 2014

PAGE: 1
CMSR415D

SUPPLEMENTALS

AUGUSTYN	236
BAKER	399
BUCHA	356
CUTHBERT	329
DYKE	279
GAUNTNER	0
GONZALEZ	348
HIPPLEY	328
JACKSON	305
KLEIN	291
LUCAS	583
OLSZTYN	346
VOZAR	343
WEISS	237
UNACCOUNTED FOR	0

TOTAL 4380

CONFIRMATIONS

TOTAL 25

CUYAHOGA COUNTY COURT OF COMMON PLEAS
OFFICE OF THE MAGISTRATES
Full Disposition Count by Magistrate
 REPORTING PERIOD: FROM 10/01/2014 TO 10/31/2014

MagID	Dispose Type	Tax Cert.	Tax Treas.	Total
KCA	Bank	0	0	1
	Def	7	0	24
	Dism	1	0	21
	Ref. Vacate	0	0	0
	Court Trial	0	0	0
	Other	0	0	6
	<u>MAG'S TOTAL</u>		8	0

Decrees	615
Defaults	427
Other	188
Court Trial	0
Dismissals	288
Bankruptcy	37
Ref. Vacated	0
Grand Total	940

GDB	Bank	0	0	3
	Def	16	0	48
	Dism	3	0	22
	Ref. Vacate	0	0	0
	Court Trial	0	0	0
	Other	2	0	10
	<u>MAG'S TOTAL</u>		21	0

SMB	Bank	1	0	2
	Def	4	0	18
	Dism	2	0	17
	Ref. Vacate	0	0	0
	Court Trial	0	0	0
	Other	2	0	9
	<u>MAG'S TOTAL</u>		9	0

ARC	Bank	0	0	6
	Def	10	0	42
	Dism	1	1	27
	Ref. Vacate	0	0	0
	Court Trial	0	0	0
	Other	1	1	16
	<u>MAG'S TOTAL</u>		12	2

JTD	Bank	1	0	3
	Def	10	1	40
	Dism	4	0	29
	Ref. Vacate	0	0	0
	Court Trial	0	0	0
	Other	0	4	8
	<u>MAG'S TOTAL</u>		15	5

TG	Bank	0	0	4
	Def	15	0	39
	Dism	0	1	28
	Ref. Vacate	0	0	0
	Court Trial	0	0	0
	Other	3	0	7
	<u>MAG'S TOTAL</u>		18	1

KH	Bank	1	0	2
	Def	6	0	55
	Dism	3	0	21
	Ref. Vacate	0	0	0
	Court Trial	0	0	0
	Other	0	0	10
	<u>MAG'S TOTAL</u>		10	0

JLJ	Bank	0	0	3
	Def	13	0	58
	Dism	4	0	20

DATE: 11/06/2014
TIME: 9:13 AM

CUYAHOGA COUNTY COURT OF COMMON PLEAS
OFFICE OF THE MAGISTRATES
Full Disposition Count by Magistrate
REPORTING PERIOD: FROM 10/01/2014 TO 10/31/2014

PAGE: 2
CMSR413

MagID	Dispose Type	Tax Cert.	Tax Treas.	Total
	Ref. Vacate	0	0	0
	Court Trial	0	0	0
	Other	2	1	11
	<u>MAG'S TOTAL</u>	19	1	<u>92</u>

MK	Bank	0	0	4
	Def	7	0	22
	Dism	4	0	13
	Ref. Vacate	0	0	0
	Court Trial	0	0	0
	Other	1	0	5
	<u>MAG'S TOTAL</u>	12	0	<u>44</u>

PL	Bank	0	1	4
	Def	5	0	25
	Dism	12	5	40
	Ref. Vacate	0	0	0
	Court Trial	0	0	0
	Other	0	60	65
	<u>MAG'S TOTAL</u>	17	66	<u>134</u>

CEO	Bank	0	0	2
	Def	8	0	28
	Dism	2	0	16
	Ref. Vacate	0	0	0
	Court Trial	0	0	0
	Other	1	1	11
	<u>MAG'S TOTAL</u>	11	1	<u>57</u>

TJV	Bank	1	0	1
	Def	5	0	18
	Dism	0	0	16
	Ref. Vacate	0	0	0
	Court Trial	0	0	0
	Other	0	0	2
	<u>MAG'S TOTAL</u>	6	0	<u>37</u>

CW	Bank	0	0	2
	Def	6	0	10
	Dism	1	3	18
	Ref. Vacate	0	0	0
	Court Trial	0	0	0
	Other	0	28	28
	<u>MAG'S TOTAL</u>	7	31	<u>58</u>

CUYAHOGA COUNTY COURT OF COMMON PLEAS

DATE: 11/06/2014
 TIME: 09:13 AM

OFFICE OF THE MAGISTRATES
 MAGISTRATE'S MONTHLY REF/REIN CASES
 FROM 10/01/2014 TO 10/31/2014

CMSR418

MAGISTRATE	NEW REFERRALS				REINSTATED			
	Tax Treas.	Tax Cert.	Non-Tax	Total	Tax Treas.	Tax Cert.	Non-Tax	Total
<u>AUGUSTYN/KEVIN/C</u>	3	4	31	38	0	0	1	1
<u>BAKER/GAIL/D</u>	9	7	46	62	0	1	4	5
<u>BUCHA/STEPHEN/M</u>	2	1	21	24	0	0	2	2
<u>CUTHBERT/AMY/R</u>	4	7	35	46	0	0	1	1
<u>DYKE/JOHN/T</u>	3	7	34	44	0	3	0	3
<u>GONZALEZ/TRACEY/</u>	3	8	40	51	0	2	4	6
<u>HIPPLEY/KEVIN/</u>	4	4	35	43	0	1	8	9
<u>JACKSON/JIM/L</u>	5	8	28	41	0	0	3	3
<u>KLEIN/MONICA/</u>	3	10	41	54	0	0	1	1
<u>LUCAS/PAUL/</u>	2	9	47	58	6	6	4	16
<u>OLSZTYN/CHRISTOPHERE/E</u>	4	8	35	47	0	0	3	3
<u>VOZAR/THOMAS/J</u>	2	3	24	29	0	0	1	1
<u>WEISS/CAROL/</u>	1	12	36	49	2	0	0	2
<u>TOTAL</u>	45	88	453	586	8	13	32	53
<u>COMBINED TOTAL</u>	639							

CUYAHOGA COUNTY COURT OF COMMON PLEAS

OFFICE OF THE MAGISTRATES

MAG MONTHLY HEARING TOTALS

Reporting Period: October 2014

DATE: 11/06/2014
TIME: 09:14 AM

PAGE: 1
CMSR3146

Monthly Hearing Total 671

AUGUSTYN	
Default Hearings	31
Tax Hearings	0
Pretrials	15
<hr/>	
TOTAL:	46
BAKER	
Default Hearings	26
Tax Hearings	2
Pretrials	23
<hr/>	
TOTAL:	51
BUCHA	
Default Hearings	35
Tax Hearings	0
Pretrials	38
<hr/>	
TOTAL:	73
CUTHBERT	
Default Hearings	68
Tax Hearings	3
Pretrials	22
<hr/>	
TOTAL:	93
DYKE	
Default Hearings	6
Tax Hearings	1
Pretrials	5
<hr/>	
TOTAL:	12
GONZALEZ	
Default Hearings	26
Tax Hearings	1
Pretrials	11
<hr/>	
TOTAL:	38
HIPPLEY	
Default Hearings	46
Tax Hearings	0
Pretrials	23
<hr/>	
TOTAL:	69
JACKSON	
Default Hearings	62
Tax Hearings	1
Pretrials	14
<hr/>	
TOTAL:	77
KLEIN	
Default Hearings	24
Tax Hearings	0
Pretrials	14
<hr/>	
TOTAL:	38
LUCAS	
Default Hearings	2
Tax Hearings	39
Pretrials	9
<hr/>	

CUYAHOGA COUNTY COURT OF COMMON PLEAS

OFFICE OF THE MAGISTRATES

MAG MONTHLY HEARING TOTALS

Reporting Period: October 2014

DATE: 11/06/2014
TIME: 09:14 AM

PAGE: 2
CMSR3146

TOTAL:	50
OLSZTYN	
Default Hearings	26
Tax Hearings	2
Pretrials	10
<hr/>	
TOTAL:	38
VOZAR	
Default Hearings	16
Tax Hearings	1
Pretrials	17
<hr/>	
TOTAL:	34
WEISS	
Default Hearings	14
Tax Hearings	29
Pretrials	9
<hr/>	
TOTAL:	52

CUYAHOGA COUNTY COURT OF COMMON PLEAS

DATE: 11/06/2014
 TIME: 9:14 AM

Office of the Magistrates
 Magistrate's Monthly Case Load
 MONTH: OCTOBER 2014

PAGE: 1
 CMSR3147

Magistrate Name	Non Tax Total	Tax Cert.	Tax Treas.	Total Tax	Total Cases
AUGUSTYN	130	12	12	24	154
BAKER	321	52	26	78	399
BUCHA	186	27	11	38	224
CUTHBERT	257	54	33	87	344
DYKE	197	26	13	39	236
GONZALEZ	286	42	24	66	352
HIPPLEY	364	67	21	88	452
JACKSON	319	55	21	76	395
KLEIN	213	28	12	40	253
LUCAS	266	96	253	349	615
OLSZTYN	183	22	13	35	218
VOZAR	316	68	19	87	403
WEISS	205	43	196	239	444
Non Tax Total:	3243	Cert.Tax Total: 592	Tax Treas. Total: 654	Total Tax: 1246	Total Cases: 4489

Report CMSR1062 - Judicial Foreclosure Statistics by Judge

Report CMSR1062 provides a list of judicial foreclosure case activity for each Judge. The report identifies how many cases were pending at the beginning of the period. The new cases filed and cases that were transferred in or reactivated are added to the number pending at the beginning of the period. It then shows the type and number of terminations for the period. The total terminations are subtracted from the total pending which provides the pending at the end of the period.

CUYAHOGA COUNTY COURT OF COMMON PLEAS

DATE: 11/06/2014
TIME: 09:07 AM

Foreclosure Statistics by Judge
Reporting Period: October 2014

PAGE: 1
CMSR1062

Judge

AMBROSE, DICK								
	Pending at Beg of Period		New Cases Filed		Cases Transferred In / Reactivated			Total
	111		20		10			141
Terminations								
	Bankruptcy	Default	RefVacated	Court Trial	Dismiss	Other		Total
	1	6	0	0	13	15		35
							Total Pending at End of Period	106

ASTRAB, MICHAEL								
	Pending at Beg of Period		New Cases Filed		Cases Transferred In / Reactivated			Total
	156		16		4			176
Terminations								
	Bankruptcy	Default	RefVacated	Court Trial	Dismiss	Other		Total
	0	19	0	0	5	10		34
							Total Pending at End of Period	142

BARKER, PAMELA A								
	Pending at Beg of Period		New Cases Filed		Cases Transferred In / Reactivated			Total
	182		25		8			215
Terminations								
	Bankruptcy	Default	RefVacated	Court Trial	Dismiss	Other		Total
	1	13	0	0	14	9		37
							Total Pending at End of Period	178

BURNSIDE, JANET R								
	Pending at Beg of Period		New Cases Filed		Cases Transferred In / Reactivated			Total
	166		20		5			191
Terminations								
	Bankruptcy	Default	RefVacated	Court Trial	Dismiss	Other		Total
	0	20	0	0	14	8		42
							Total Pending at End of Period	149

CALABRESE, DEENA R								
	Pending at Beg of Period		New Cases Filed		Cases Transferred In / Reactivated			Total
	136		17		6			159
Terminations								
	Bankruptcy	Default	RefVacated	Court Trial	Dismiss	Other		Total
	4	10	0	0	8	10		32
							Total Pending at End of Period	127

CLANCY, MAUREEN								
	Pending at Beg of Period		New Cases Filed		Cases Transferred In / Reactivated			Total
	147		19		5			171
Terminations								
	Bankruptcy	Default	RefVacated	Court Trial	Dismiss	Other		Total
	0	13	0	0	9	10		32
							Total Pending at End of Period	139

COLLIER-WILLIAMS, CASSANDRA								
	Pending at Beg of Period		New Cases Filed		Cases Transferred In / Reactivated			Total
	171		18		5			194
Terminations								
	Bankruptcy	Default	RefVacated	Court Trial	Dismiss	Other		Total
	1	24	0	0	4	11		40
							Total Pending at End of Period	154

CORRIGAN, BRIAN J

CUYAHOGA COUNTY COURT OF COMMON PLEAS

DATE: 11/06/2014
TIME: 09:07 AM

Foreclosure Statistics by Judge
Reporting Period: October 2014

PAGE: 2
CMSR1062

Judge

Pending at Beg of Period		New Cases Filed		Cases Transferred In / Reactivated		Total
166		19		3		188
Terminations						
Bankruptcy	Default	RefVacated	Court Trial	Dismiss	Other	Total
2	15	0	0	10	13	40
Total Pending at End of Period						148

CORRIGAN, PETER J

Pending at Beg of Period		New Cases Filed		Cases Transferred In / Reactivated		Total
112		20		10		142
Terminations						
Bankruptcy	Default	RefVacated	Court Trial	Dismiss	Other	Total
1	15	0	0	2	10	28
Total Pending at End of Period						114

DONNELLY, MICHAEL P

Pending at Beg of Period		New Cases Filed		Cases Transferred In / Reactivated		Total
181		22		11		214
Terminations						
Bankruptcy	Default	RefVacated	Court Trial	Dismiss	Other	Total
1	28	0	0	7	14	50
Total Pending at End of Period						164

FRIEDLAND, CAROLYN B

Pending at Beg of Period		New Cases Filed		Cases Transferred In / Reactivated		Total
121		15		6		142
Terminations						
Bankruptcy	Default	RefVacated	Court Trial	Dismiss	Other	Total
1	9	0	0	5	8	23
Total Pending at End of Period						119

FRIEDMAN, STUART A

Pending at Beg of Period		New Cases Filed		Cases Transferred In / Reactivated		Total
199		18		11		228
Terminations						
Bankruptcy	Default	RefVacated	Court Trial	Dismiss	Other	Total
1	11	0	0	9	13	34
Total Pending at End of Period						194

FUERST, NANCY A

Pending at Beg of Period		New Cases Filed		Cases Transferred In / Reactivated		Total
116		4		5		125
Terminations						
Bankruptcy	Default	RefVacated	Court Trial	Dismiss	Other	Total
1	13	0	0	2	5	21
Total Pending at End of Period						104

GALL, STEVEN E

Pending at Beg of Period		New Cases Filed		Cases Transferred In / Reactivated		Total
134		20		8		162
Terminations						
Bankruptcy	Default	RefVacated	Court Trial	Dismiss	Other	Total
0	7	0	0	10	9	26
Total Pending at End of Period						136

GALLAGHER, HOLLIE L

CUYAHOGA COUNTY COURT OF COMMON PLEAS

DATE: 11/06/2014
TIME: 09:07 AM

Foreclosure Statistics by Judge
Reporting Period: October 2014

PAGE: 3
CMSR1062

Judge

	Pending at Beg of Period		New Cases Filed		Cases Transferred In / Reactivated		Total
	109		16		4		129
Terminations	Bankruptcy	Default	RefVacated	Court Trial	Dismiss	Other	Total
	1	12	0	0	2	15	30
	Total Pending at End of Period						99

GAUL, DANIEL							
	Pending at Beg of Period		New Cases Filed		Cases Transferred In / Reactivated		Total
	199		23		5		227
Terminations	Bankruptcy	Default	RefVacated	Court Trial	Dismiss	Other	Total
	0	0	0	0	7	5	12
	Total Pending at End of Period						215

JACKSON, MICHAEL E							
	Pending at Beg of Period		New Cases Filed		Cases Transferred In / Reactivated		Total
	158		17		4		179
Terminations	Bankruptcy	Default	RefVacated	Court Trial	Dismiss	Other	Total
	3	12	0	0	12	11	38
	Total Pending at End of Period						141

MASON, LANCE T							
	Pending at Beg of Period		New Cases Filed		Cases Transferred In / Reactivated		Total
	193		16		6		215
Terminations	Bankruptcy	Default	RefVacated	Court Trial	Dismiss	Other	Total
	1	22	0	0	12	6	41
	Total Pending at End of Period						174

MATIA, DAVID T							
	Pending at Beg of Period		New Cases Filed		Cases Transferred In / Reactivated		Total
	171		23		8		202
Terminations	Bankruptcy	Default	RefVacated	Court Trial	Dismiss	Other	Total
	1	11	0	0	8	7	27
	Total Pending at End of Period						175

MCCLELLAND, ROBERT C							
	Pending at Beg of Period		New Cases Filed		Cases Transferred In / Reactivated		Total
	110		24		4		138
Terminations	Bankruptcy	Default	RefVacated	Court Trial	Dismiss	Other	Total
	0	11	0	0	7	14	32
	Total Pending at End of Period						106

MCCORMICK, TIMOTHY							
	Pending at Beg of Period		New Cases Filed		Cases Transferred In / Reactivated		Total
	121		16		9		146
Terminations	Bankruptcy	Default	RefVacated	Court Trial	Dismiss	Other	Total
	1	13	0	0	13	13	40
	Total Pending at End of Period						106

MCDONNELL, NANCY R

CUYAHOGA COUNTY COURT OF COMMON PLEAS

Foreclosure Statistics by Judge

DATE: 11/06/2014
TIME: 09:07 AM

Reporting Period: October 2014

Judge

Pending at Beg of Period		New Cases Filed		Cases Transferred In / Reactivated			Total
154		18		7			179
Terminations							Total
Bankruptcy	2	Default	6	RefVacated	0	Court Trial	0
						Dismiss	11
						Other	5
Total Pending at End of Period							155
137		24		1			162
Terminations							Total
Bankruptcy	2	Default	11	RefVacated	0	Court Trial	0
						Dismiss	11
						Other	7
Total Pending at End of Period							131
121		6		6			133
Terminations							Total
Bankruptcy	0	Default	7	RefVacated	0	Court Trial	0
						Dismiss	8
						Other	5
Total Pending at End of Period							113
74		11		5			90
Terminations							Total
Bankruptcy	1	Default	3	RefVacated	0	Court Trial	0
						Dismiss	4
						Other	12
Total Pending at End of Period							70
134		10		7			151
Terminations							Total
Bankruptcy	5	Default	6	RefVacated	0	Court Trial	0
						Dismiss	6
						Other	13
Total Pending at End of Period							121
169		25		6			200
Terminations							Total
Bankruptcy	1	Default	17	RefVacated	0	Court Trial	0
						Dismiss	11
						Other	13
Total Pending at End of Period							158
85		10		5			100
Terminations							Total
Bankruptcy	0	Default	13	RefVacated	0	Court Trial	0
						Dismiss	7
						Other	6
Total Pending at End of Period							74

SAFFOLD, SHIRLEY STRICKLAND

CUYAHOGA COUNTY COURT OF COMMON PLEAS

Foreclosure Statistics by Judge

DATE: 11/06/2014
TIME: 09:07 AM

Reporting Period: October 2014

Judge

	Pending at Beg of Period		New Cases Filed		Cases Transferred In / Reactivated		Total
	165		20		10		195
Terminations	Bankruptcy	Default	RefVacated	Court Trial	Dismiss	Other	Total
	1	18	0	0	5	16	40
	Total Pending at End of Period						155
<hr/>							
SHEEHAN, BRENDAN J							
	Pending at Beg of Period		New Cases Filed		Cases Transferred In / Reactivated		Total
	108		21		5		134
Terminations	Bankruptcy	Default	RefVacated	Court Trial	Dismiss	Other	Total
	0	11	0	0	3	10	24
	Total Pending at End of Period						110
<hr/>							
SUTULA, JOHN D							
	Pending at Beg of Period		New Cases Filed		Cases Transferred In / Reactivated		Total
	187		18		6		211
Terminations	Bankruptcy	Default	RefVacated	Court Trial	Dismiss	Other	Total
	1	15	0	0	6	12	34
	Total Pending at End of Period						177
<hr/>							
SUTULA, KATHLEEN ANN							
	Pending at Beg of Period		New Cases Filed		Cases Transferred In / Reactivated		Total
	133		19		11		163
Terminations	Bankruptcy	Default	RefVacated	Court Trial	Dismiss	Other	Total
	1	14	0	0	16	10	41
	Total Pending at End of Period						122
<hr/>							
SYNENBERG, JOAN							
	Pending at Beg of Period		New Cases Filed		Cases Transferred In / Reactivated		Total
	148		14		13		175
Terminations	Bankruptcy	Default	RefVacated	Court Trial	Dismiss	Other	Total
	1	10	0	0	6	14	31
	Total Pending at End of Period						144
<hr/>							
VILLANUEVA, JOSE A							
	Pending at Beg of Period		New Cases Filed		Cases Transferred In / Reactivated		Total
	168		17		7		192
Terminations	Bankruptcy	Default	RefVacated	Court Trial	Dismiss	Other	Total
	1	12	0	0	6	9	28
	Total Pending at End of Period						164

Monthly Summary

MONTHLY SUMMARY

October 2014

NAME	PEND	ASSIGNED			TRIALS						DISP	PENDING				+ -
		CV	CR	TOT	JURY			COURT				CV	FR	CR	TOT	
Dick Ambrose	503	63	36	99	3	2	5	0	1	1	128	228	106	140	474	+ 29
Michael K. Astrab	480	58	41	99	1	0	1	0	0	0	101	195	141	142	478	+ 2
Pamela A. Barker	503	61	25	86	0	0	0	0	0	0	105	207	177	100	484	+ 19
Janet R. Burnside	482	63	34	97	0	1	1	1	0	1	130	204	149	96	449	+ 33
Deena R. Calabrese	444	65	36	101	0	0	0	1	1	2	111	211	127	96	434	+ 10
Maureen Clancy	420	56	25	81	1	0	1	0	0	0	117	178	139	67	384	+ 36
Cassandra Collier-Willia	477	57	56	113	0	0	0	0	1	1	116	168	152	154	474	+ 3
Brian J. Corrigan	575	55	48	103	0	0	0	0	2	2	135	266	146	131	543	+ 32
Peter J. Corrigan	451	63	30	93	1	1	2	0	0	0	100	198	112	134	444	+ 7
Michael P. Donnelly	441	67	25	92	0	0	0	0	0	0	112	188	164	69	421	+ 20
Carolyn B. Friedland	466	57	41	98	1	0	1	0	1	1	111	195	119	139	453	+ 13
Stuart A. Friedman	555	60	45	105	0	0	0	0	1	1	115	197	193	155	545	+ 10
Nancy A. Fuerst	383	52	35	87	0	0	0	0	0	0	105	191	104	70	365	+ 18
Steven E. Gall	482	62	60	122	0	0	0	1	1	2	118	189	134	163	486	- 4
Hollie L. Gallagher	379	54	21	75	0	1	1	0	0	0	86	201	99	68	368	+ 11
Daniel Gaul	605	59	43	102	0	0	0	0	0	0	52	296	214	145	655	- 50
Michael E Jackson	520	59	59	118	0	0	0	1	1	2	123	209	140	166	515	+ 5
Lance T. Mason	470	59	35	94	1	0	1	0	0	0	123	157	173	111	441	+ 29
David T. Matia	468	62	43	105	0	1	1	0	0	0	97	185	175	116	476	- 8
Robert C. McClelland	527	56	43	99	0	0	0	0	1	1	111	249	106	160	515	+ 12
Timothy McCormick	436	59	47	106	1	2	3	1	0	1	113	213	105	111	429	+ 7
Nancy R. McDonnell	454	60	25	85	0	3	3	0	0	0	108	196	153	82	431	+ 23
Richard J. McMonagle	524	52	32	84	0	1	1	0	0	0	111	270	131	96	497	+ 27
John P. O'Donnell	552	55	44	99	0	0	0	0	0	0	103	295	113	140	548	+ 4
John J. Russo	185	35	7	42	1	0	1	0	0	0	49	92	70	16	178	+ 7
Joseph D. Russo	492	54	31	85	0	0	0	0	0	0	100	237	119	121	477	+ 15
Michael J. Russo	411	61	37	98	3	2	5	0	0	0	114	164	158	73	395	+ 16
Nancy Margaret Russo	271	57	44	101	0	2	2	0	0	0	101	119	74	78	271	0
Shirley Strickland Saffold	514	63	44	107	0	0	0	0	0	0	121	207	155	138	500	+ 14
Brendan J. Sheehan	343	56	45	101	1	1	2	0	0	0	109	138	110	87	335	+ 8
John D. Sutula	581	60	37	97	0	0	0	0	1	1	125	249	176	128	553	+ 28
Kathleen Ann Sutula	416	61	34	95	0	1	1	0	1	1	121	159	122	109	390	+ 26
Joan Synenberg	389	65	29	94	0	0	0	0	0	0	92	175	142	74	391	- 2
José A. Villanueva	547	57	25	82	0	0	0	0	2	2	90	267	164	108	539	+ 8
TOTALS	15746	1983	1262	3245	14	18	32	5	14	19	3653	6893	4662	3783	15338	+ 408

Year to Date Summary

SUMMARY FOR THE COURT

January - October 2014

NAME	PEND	ASSIGNED			TRIALS						DISP	PENDING				+ -
		CV	CR	TOT	JURY			COURT				CV	FR	CR	TOT	
Dick Ambrose	529	593	409	1002	3	11	14	3	6	9	1057	228	106	140	474	+ 55
Michael K. Astrab	510	591	318	909	1	3	4	0	1	1	941	195	141	142	478	+ 32
Pamela A. Barker	535	593	321	914	1	1	2	0	3	3	965	207	177	100	484	+ 51
Janet R. Burrside	538	587	342	929	1	13	14	5	3	8	1018	204	149	96	449	+ 89
Deena R. Calabrese	503	617	304	921	0	3	3	2	1	3	990	211	127	96	434	+ 69
Maureen Clancy	447	587	306	893	2	7	9	0	3	3	956	178	139	67	384	+ 63
Cassandra Collier-Willia	489	577	373	950	2	5	7	0	3	3	965	168	152	154	474	+ 15
Brian J. Corrigan	577	578	341	919	3	3	6	0	6	6	953	266	146	131	543	+ 34
Peter J. Corrigan	553	577	315	892	4	4	8	4	0	4	1001	198	112	134	444	+ 109
Michael P. Donnelly	523	583	250	833	4	6	10	1	4	5	935	188	164	69	421	+ 102
Carolyn B. Friedland	562	597	351	948	2	1	3	0	6	6	1057	195	119	139	453	+ 109
Stuart A. Friedman	565	598	373	971	2	1	3	0	4	4	991	197	193	155	545	+ 20
Nancy A. Fuerst	241	542	270	812	0	3	3	2	1	3	688	191	104	70	365	- 124
Steven E. Gall	465	599	401	1000	3	10	13	1	2	3	979	189	134	163	486	- 21
Hollie L. Gallagher	428	564	229	793	2	5	7	0	2	2	853	201	99	68	368	+ 60
Daniel Gaul	621	588	387	975	0	5	5	0	1	1	941	296	214	145	655	- 34
Michael E Jackson	550	604	410	1014	5	2	7	1	3	4	1049	209	140	166	515	+ 35
Lance T. Mason	534	591	333	924	2	2	4	0	2	2	1017	157	173	111	441	+ 93
David T. Matia	507	607	385	992	2	5	7	0	2	2	1023	185	175	116	476	+ 31
Robert C. McClelland	568	569	433	1002	2	4	6	1	4	5	1055	249	106	160	515	+ 53
Timothy McCormick	484	559	362	921	6	15	21	1	5	6	976	213	105	111	429	+ 55
Nancy R. McDonnell	443	594	306	900	0	5	5	0	3	3	912	196	153	82	431	+ 12
Richard J. McMonagle	542	511	305	816	1	2	3	1	3	4	861	270	131	96	497	+ 45
John P. O'Donnell	466	541	328	869	2	6	8	5	1	6	787	295	113	140	548	- 82
John J. Russo	441	270	71	341	2	3	5	0	1	1	604	92	70	16	178	+ 263
Joseph D. Russo	533	588	311	899	2	2	4	0	1	1	955	237	119	121	477	+ 56
Michael J. Russo	476	590	304	894	7	8	15	2	1	3	975	164	158	73	395	+ 81
Nancy Margaret Russo	325	593	314	907	0	5	5	0	5	5	961	119	74	78	271	+ 54
Shirley Strickland Saffold	537	616	388	1004	1	2	3	0	0	0	1041	207	155	138	500	+ 37
Brendan J. Sheehan	360	577	335	912	2	12	14	0	4	4	937	138	110	87	335	+ 25
John D. Sutula	572	584	347	931	3	2	5	2	2	4	950	249	176	128	553	+ 19
Kathleen Ann Sutula	437	624	343	967	2	11	13	0	2	2	1014	159	122	109	390	+ 47
Joan Synenberg	443	608	285	893	2	2	4	1	3	4	945	175	142	74	391	+ 52
José A. Villanueva	617	571	288	859	4	4	8	3	7	10	937	267	164	108	539	+ 78
TOTALS	16921	19568	11138	30706	75	173	248	35	95	130	32289	6893	4662	3783	15338	+ 1583

Corrections/Adjustments