



CUYAHOGA COUNTY COMMON PLEAS COURT

***Statistics Report
September 2014***

***John J. Russo
Administrative and Presiding Judge***

TABLE OF CONTENTS

Criminal Statistics

Newly Filed, Re-Activated and Transferred in Cases _____	4
Yearly Criminal Terminations _____	5
Pending Criminal Cases End of Period _____	6
Clearance Rate _____	7
Arrest to Disposition Timeline _____	8
Average Arrest to Disposition Timeline (Jail Cases) _____	9
Average Arrest to Disposition Timeline (Non-Jail Cases) _____	10
Average Arrest to Disposition Timeline (Jail and Non-Jail Cases) _____	11
Yearly Average Arrest to Disposition Timeline _____	12
Indictments and Informations Filed With the Clerk of Courts _____	13
Bail Case Arraignment Activity _____	14
Overall Arraignment Statistics _____	15

Foreclosure Statistics

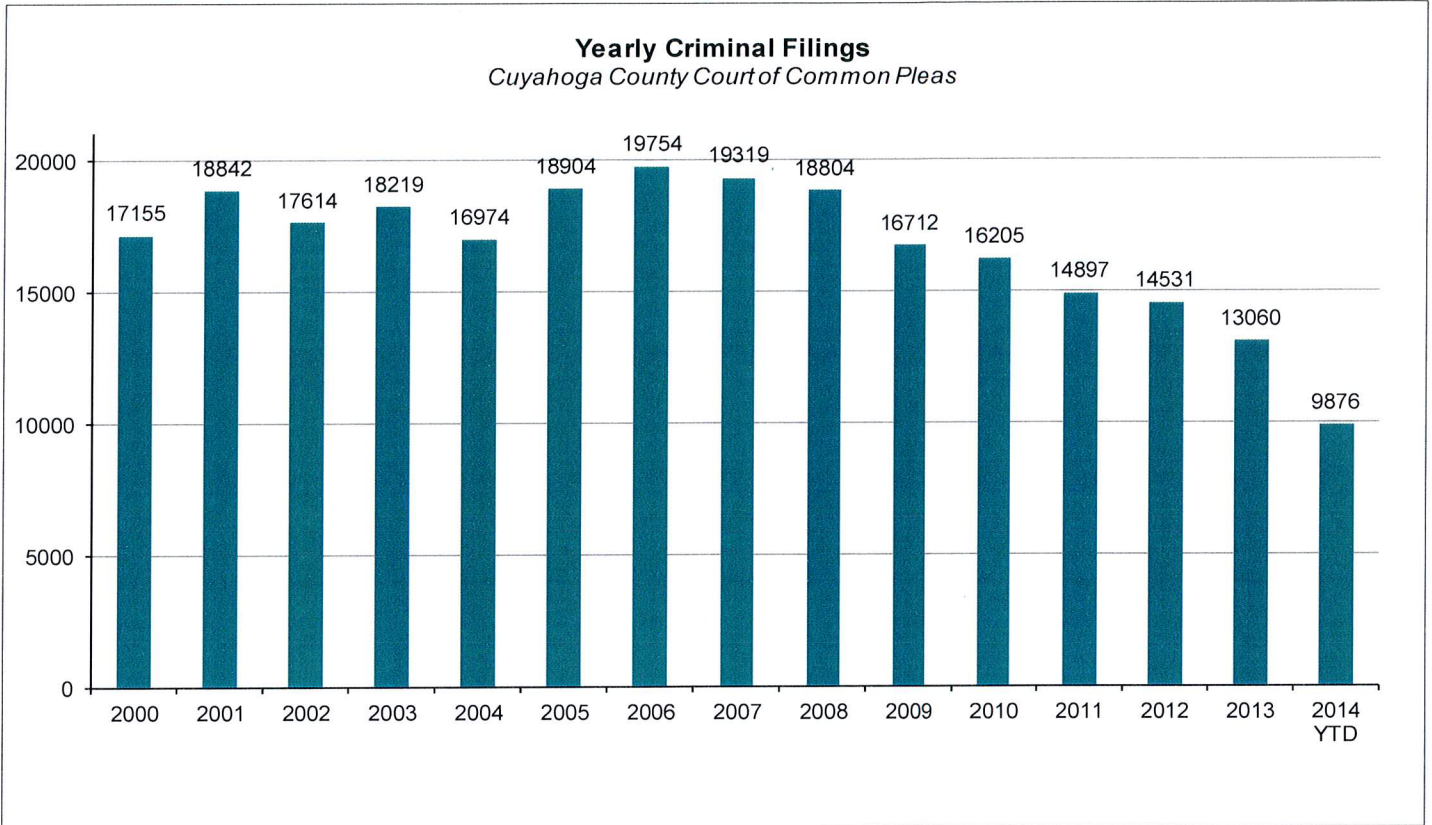
Total Pending Judicial Foreclosure Cases Referred to Magistrates (A) _____	17
Total Pending Judicial Foreclosure Cases Referred to Magistrates (B) _____	18
Total Pending Judicial Foreclosure Cases Referred to Magistrates (C) _____	19
Total Pending Tax Lien & Certificate Cases Referred to Magistrates (A) _____	20
Total Pending Tax Lien & Certificate Cases Referred to Magistrates (B) _____	21
Total Pending Tax Lien & Certificate Cases Referred to Magistrates (C) _____	22
Percentage of Pending Judicial Foreclosure Cases By Filing Year _____	23
Judicial Foreclosure Clearance Rate Year 2011 _____	26
Judicial Foreclosure Clearance Rate Year 2012 _____	24
Judicial Foreclosure Clearance Rate Year 2014 _____	25
Avg. Number of Days to Disp. (Excl. Bank. Stays & Tax Lien & Tax Cert.) _____	27
Avg. Number of Days to Disp. (Excl. Bank. Stays & Incl. Tax Lien & Tax Cert.) _____	28
Total New Judicial Foreclosure Filings _____	29
New Marsh of Lien/Quiet Title/Partition Case Filings for Years 2005 – 2014 YTD _____	30
New Marsh of Lien/Quiet Title/Partition Case Filings by month for 2014 YTD _____	30
New Tax Lien & Certificate Filings for Years 2005 – 2014 YTD _____	31
New Tax Lien & Certificate Filings by Month for Year 2014 YTD _____	31
Total New Judicial Foreclosure Filings Years 2005 – 2014 YTD _____	32
Total New Judicial Foreclosure Filings by Month for Year 2014 YTD _____	32
Magistrate’s Monthly Reports _____	33
Report CMSR1062 - Judicial Foreclosure Statistics by Judge _____	41
Monthly Summary _____	48
Year to Date Summary _____	50
Corrections/Adjustments _____	52

Criminal Case Statistics

CUYAHOGA COUNTY COMMON PLEAS COURT

Newly Filed, Re-Activated and Transferred in Cases

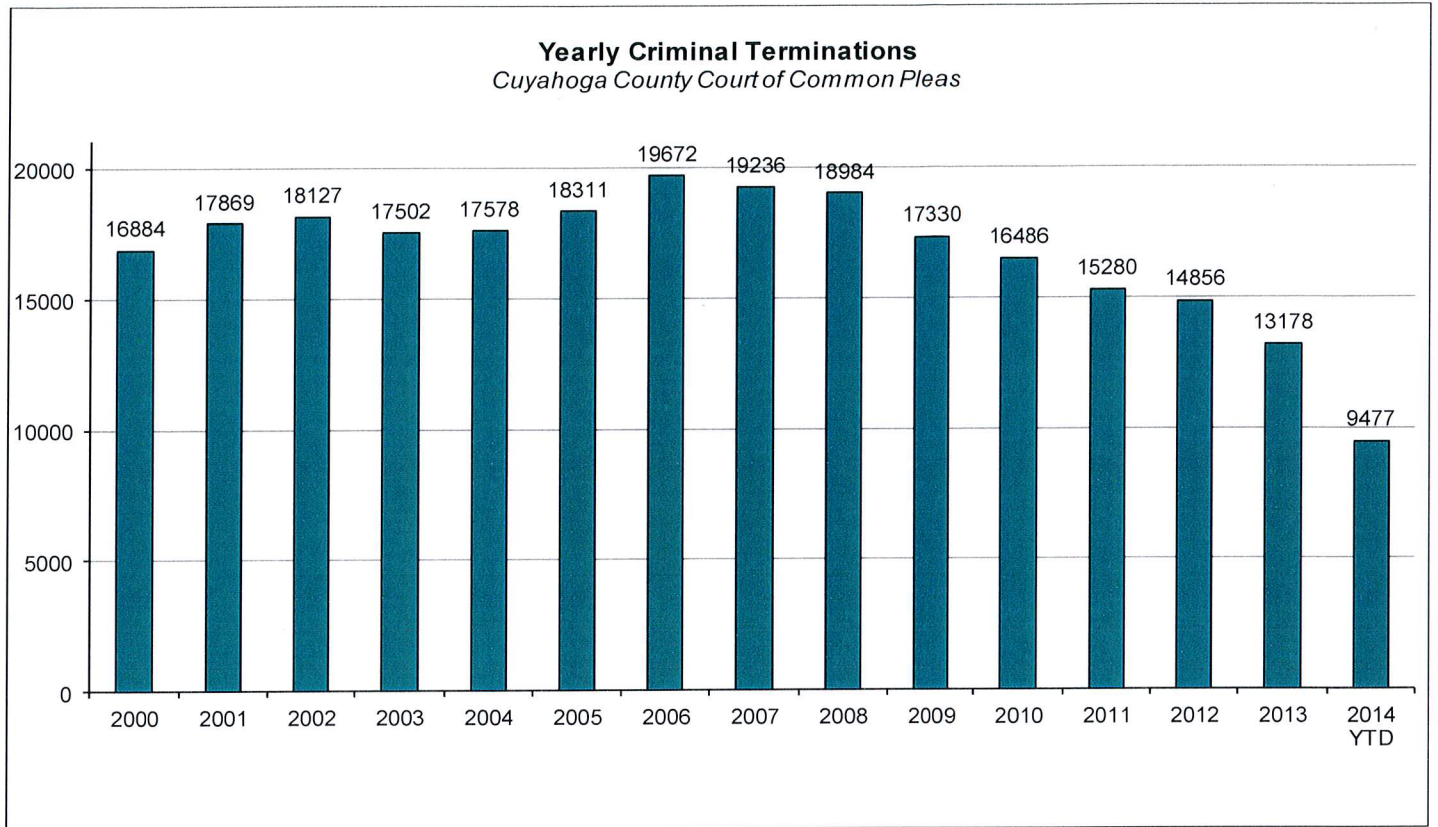
The following chart is a representation of all filed cases in Cuyahoga County Court of Common Pleas from 2000 – September 2014. Newly filed cases are defined as having been arraigned and assigned to a Judge. Re-activated cases are defined as cases where a defendant was unavailable for trial and has now become ready to proceed. Transferred cases are defined as cases moved from one judge's docket to another. This could be due to re-assignment to a Mental Health Judge or after additional information indicates that by Court rule, the case should have been assigned to another Judge.



CUYAHOGA COUNTY COMMON PLEAS COURT

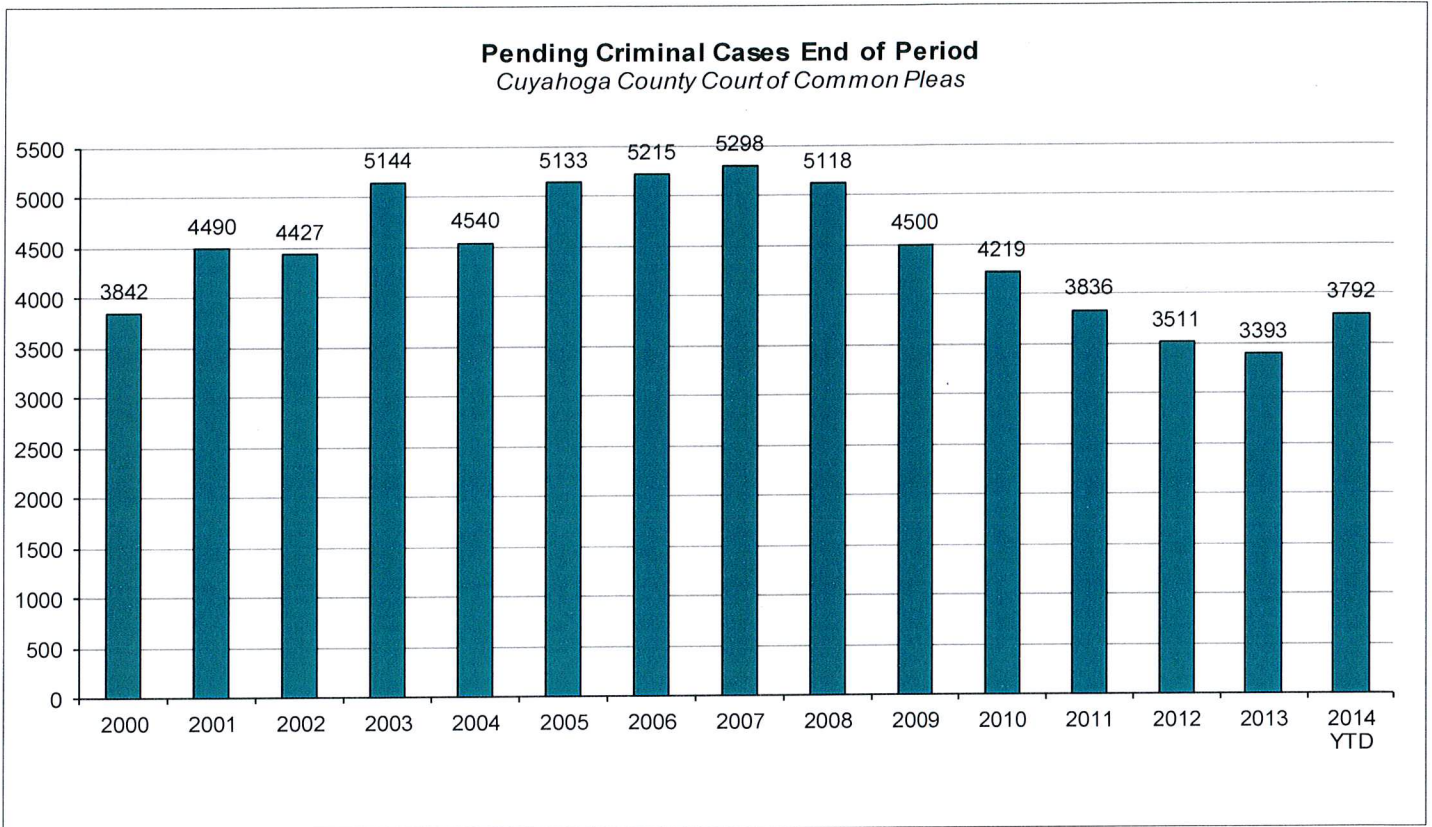
Yearly Criminal Terminations

The following chart represents cases that have been terminated by the court from 2000 – September 2014. These cases have been terminated either by trial; plea, dismissal or a defendant is unavailable for trial or sentencing.



Pending Criminal Cases End of Period

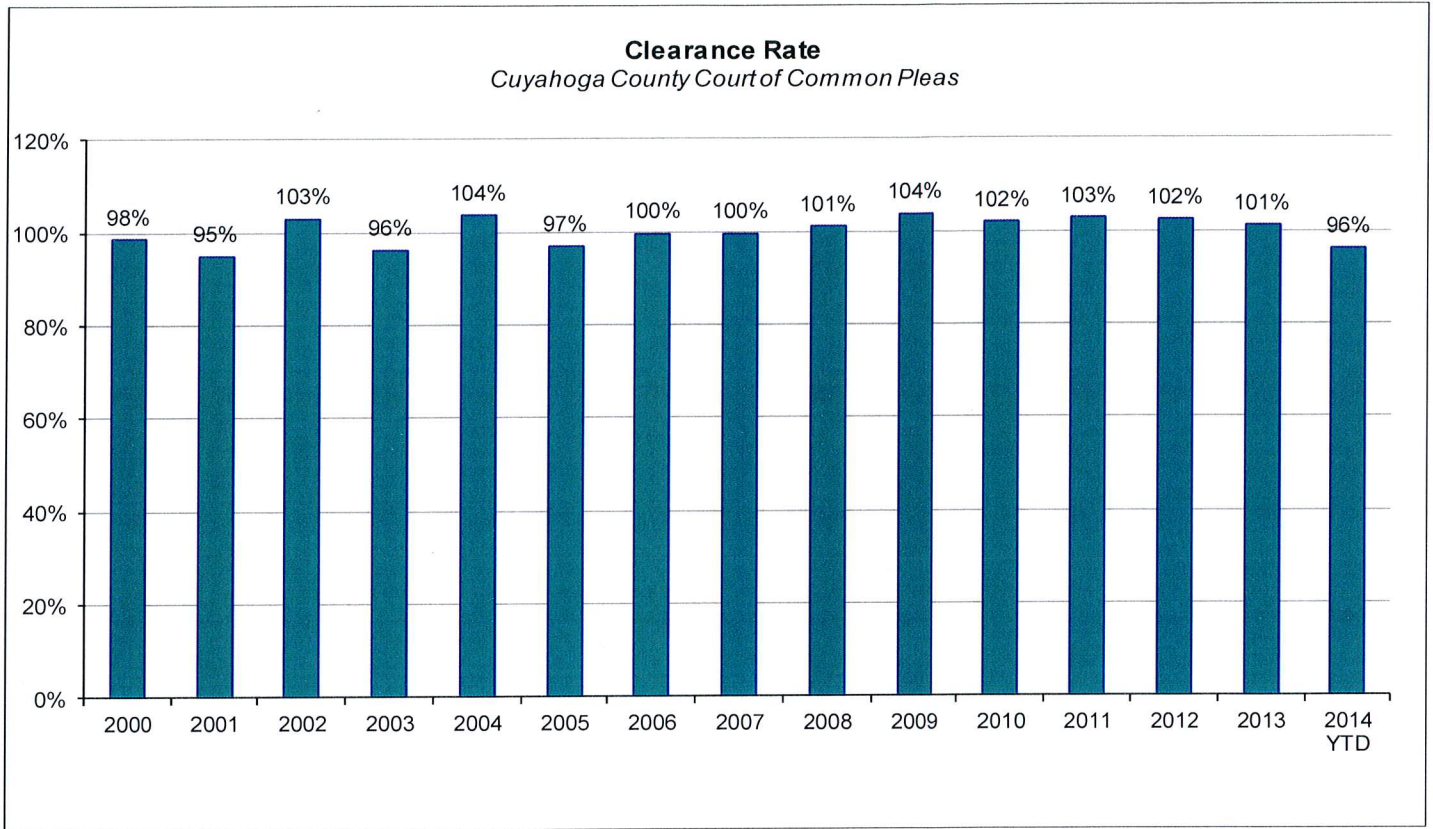
The following chart represents the total number of cases pending at the end of the reporting period from 2000 – September 2014. Pending criminal cases at the end of the period is determined by adding the total number of pending cases at the beginning of the reporting period, and all newly filed, re-activated and transferred in cases. The total number of cases terminated in the period is subtracted from the sum total pending at the beginning of the period to give the value pending at the end of the period.



CUYAHOGA COUNTY COMMON PLEAS COURT

Clearance Rate

The Clearance Rate is the total number of outgoing cases as a percentage of the number of incoming cases. Clearance rate measures whether the court is keeping up with its incoming caseload. If cases are not disposed in a timely manner, a backlog of cases awaiting disposition will grow. A Clearance Rate of 100% indicates that at least as many cases have been filed, reopened, or reactivated in a period have been disposed.



Arrest to Disposition Timeline

Arrest to disposition timeline is a method to measure how felony cases flow through the Cuyahoga County Criminal Justice System. By capturing how long a case takes to move from stage to stage, we can examine where problems may exist and where potential improvements in case processing can be made.

The source data was extracted from the Cuyahoga County Court of Common Pleas Case Management System. The overall population of sample data was based on cases terminated in a given month excluding cases that have gone through diversion programs. A case is defined as a defendant and all charges involved in a single incident. The period for the extracted data is from September 2014.

The stages examined were:

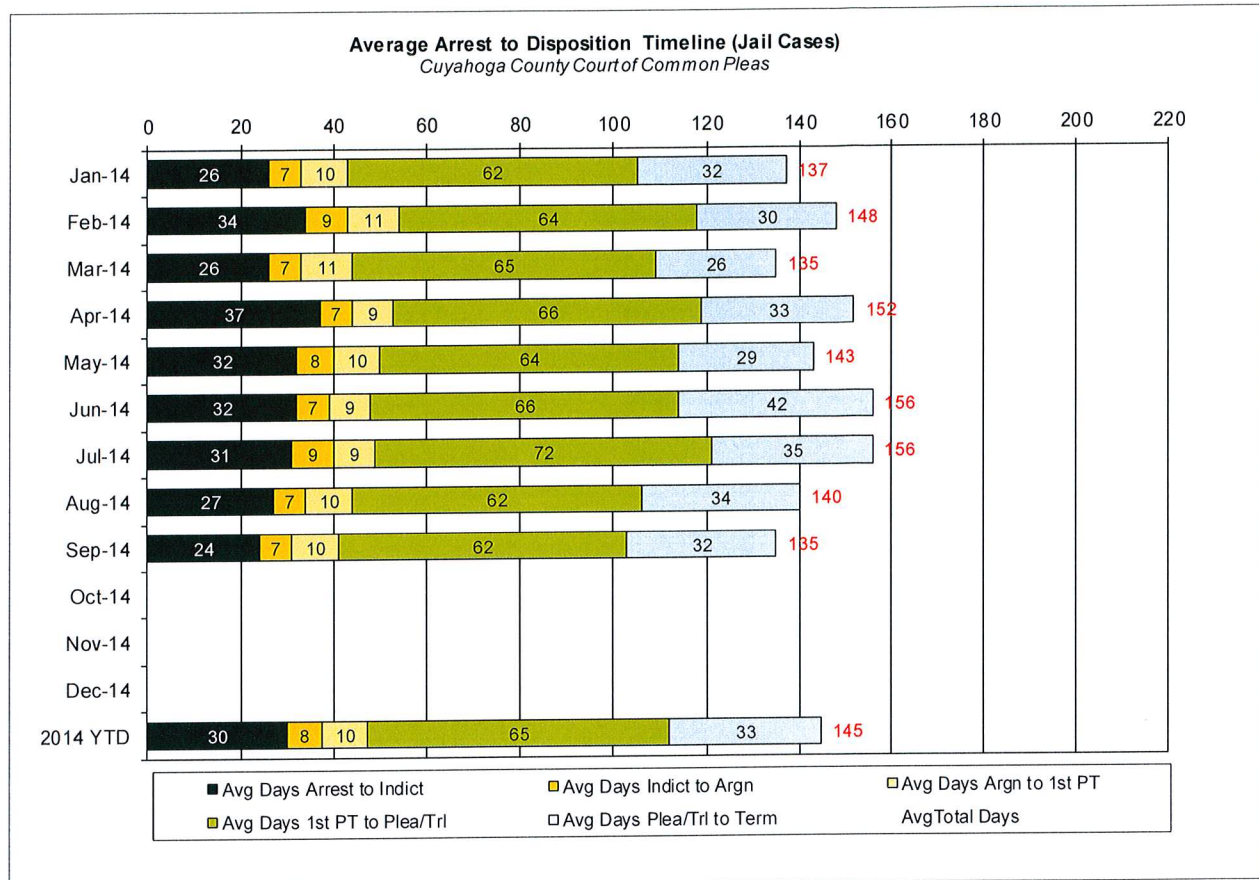
Arrest to Indictment
Indictment to Arraignment
Arraignment to 1st Pre-Trial
1st Pre-Trial to Plea/Trial
Plea/Trial to Termination

Due to the fact that each case may or may not have all of the stage date elements, a method to arrive at stage averages was applied. For a case to be included in the average for a stage there would need to be both dates for the given stage. A case would be included in the Arrest to Indictment stage if both arrest date and indictment date were available. This method was applied to each of the five stages. Next we calculated the total number of cases that met the date criteria for each of the ranges and also the total number of days between each date. To arrive at an average, the total number of days for each case in each range was calculated and divided by the total number of cases that met the date criteria. If a case had a time period or periods where the defendant was capiased or referred to the Psych Clinic, that amount of time was subtracted from the appropriate range. For re-indicted cases, the original arrest date is used.

The following three charts are for Jail, Non-Jail and combined Jail and Non-Jail cases. Jail and Non-Jail cases are defined by the posting of bond prior to plea or trial.

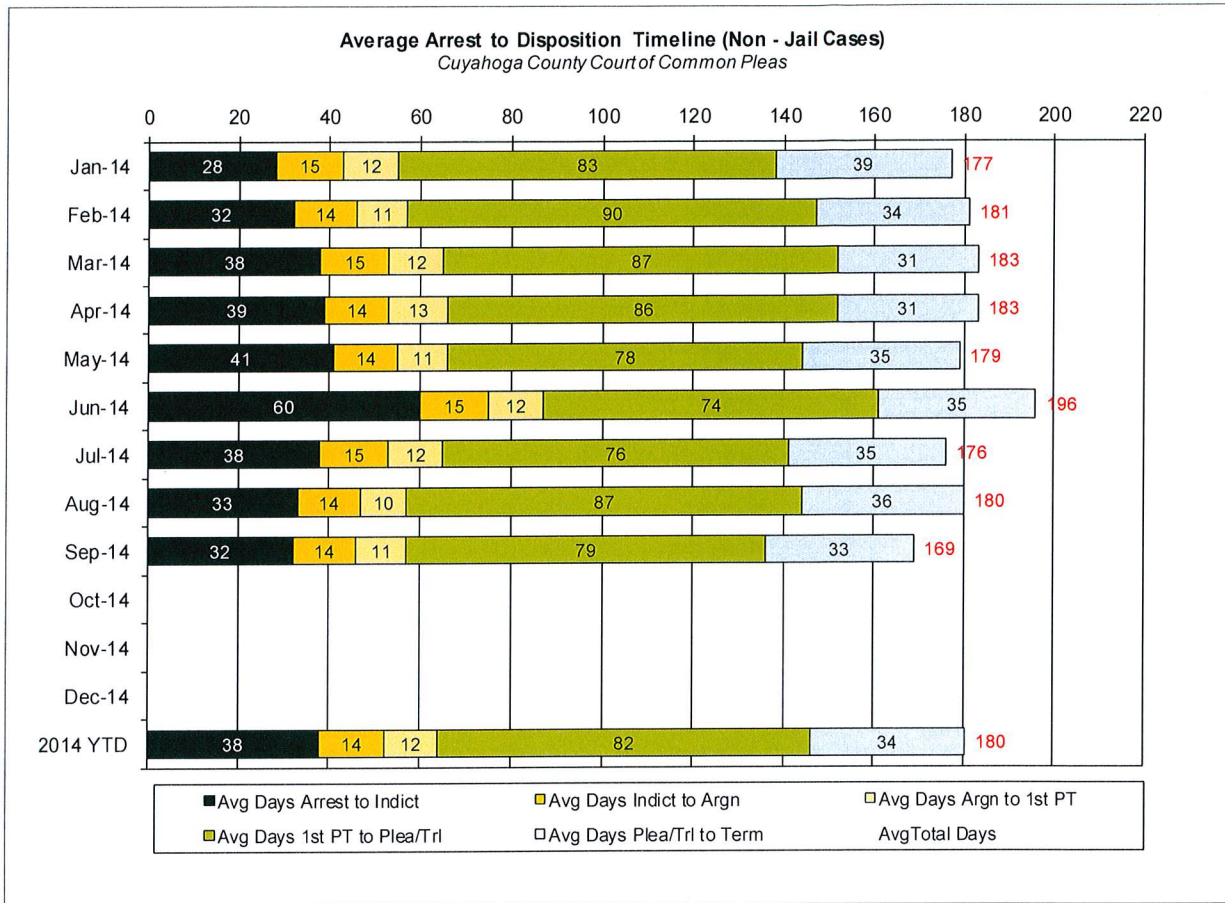
CUYAHOGA COUNTY COMMON PLEAS COURT

Average Arrest to Disposition Timeline (Jail Cases)



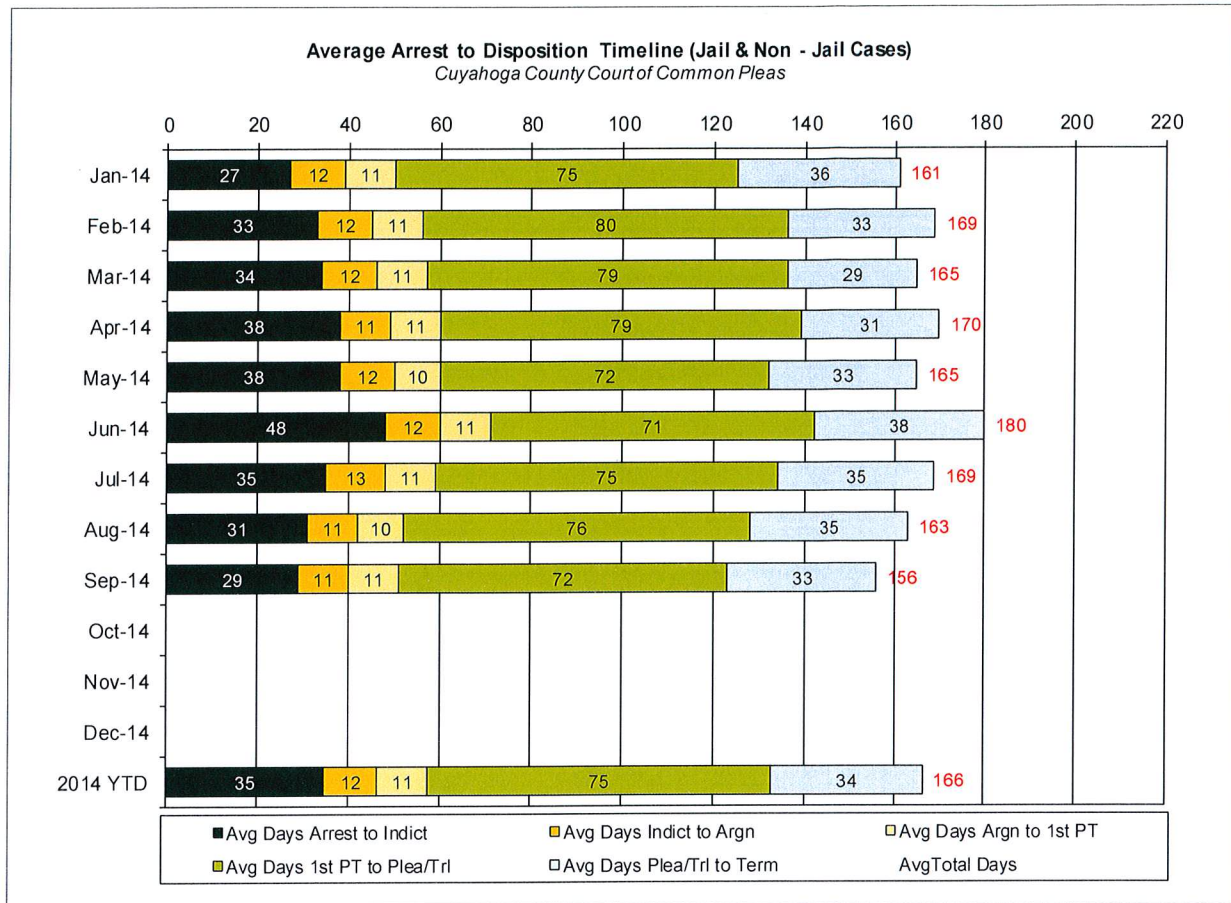
CUYAHOGA COUNTY COMMON PLEAS COURT

Average Arrest to Disposition Timeline (Non-Jail Cases)



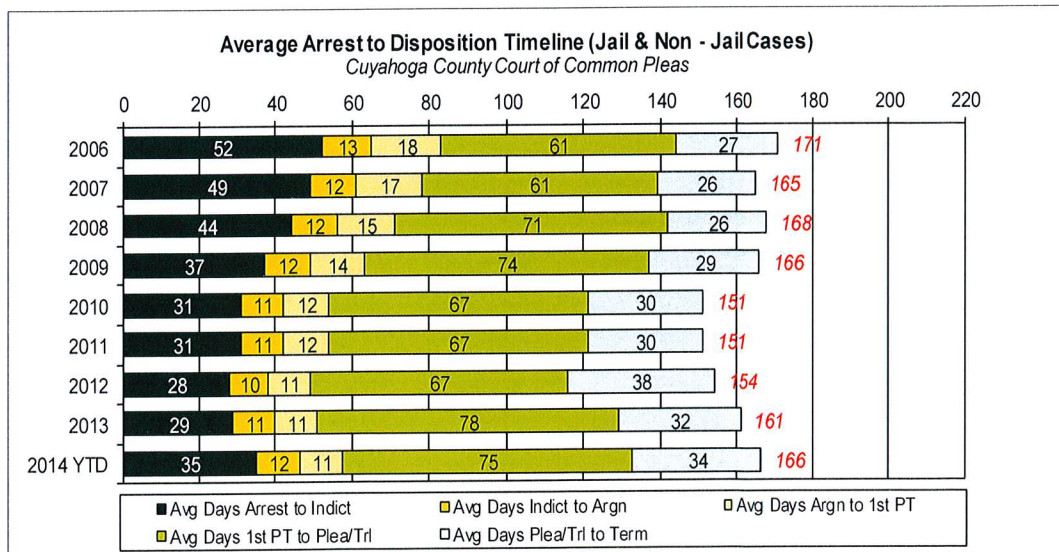
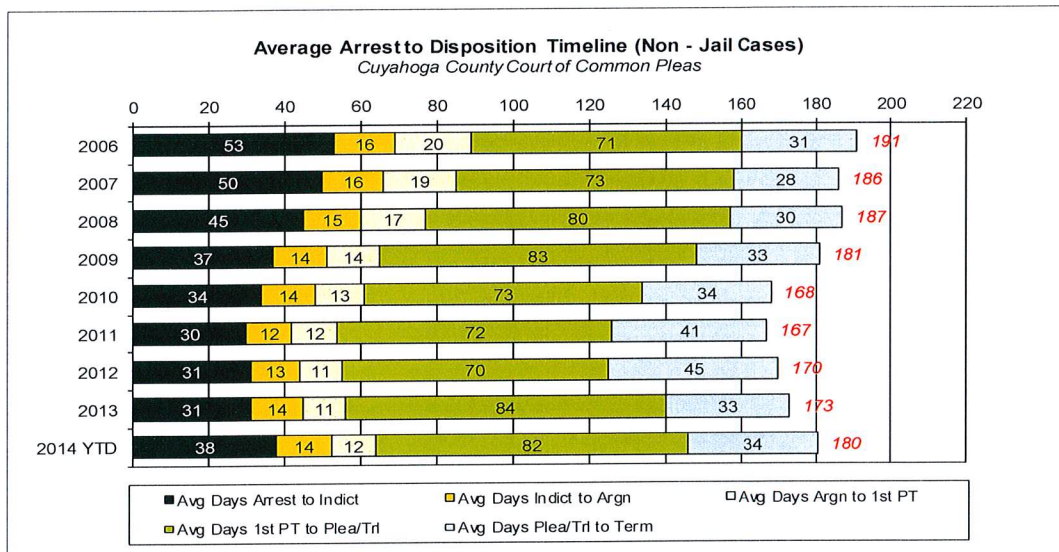
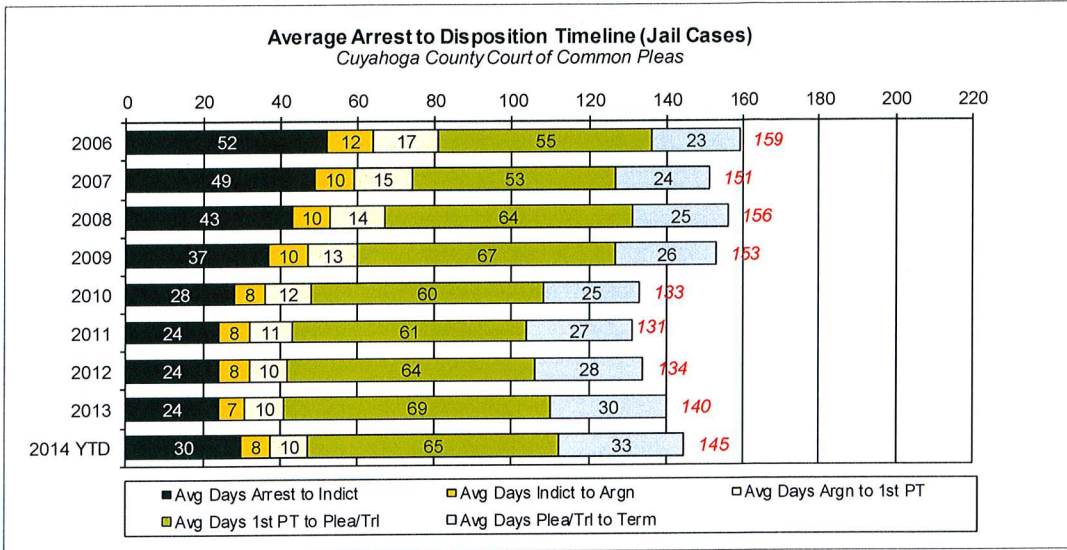
CUYAHOGA COUNTY COMMON PLEAS COURT

Average Arrest to Disposition Timeline (Jail and Non-Jail Cases)



CUYAHOGA COUNTY COMMON PLEAS COURT

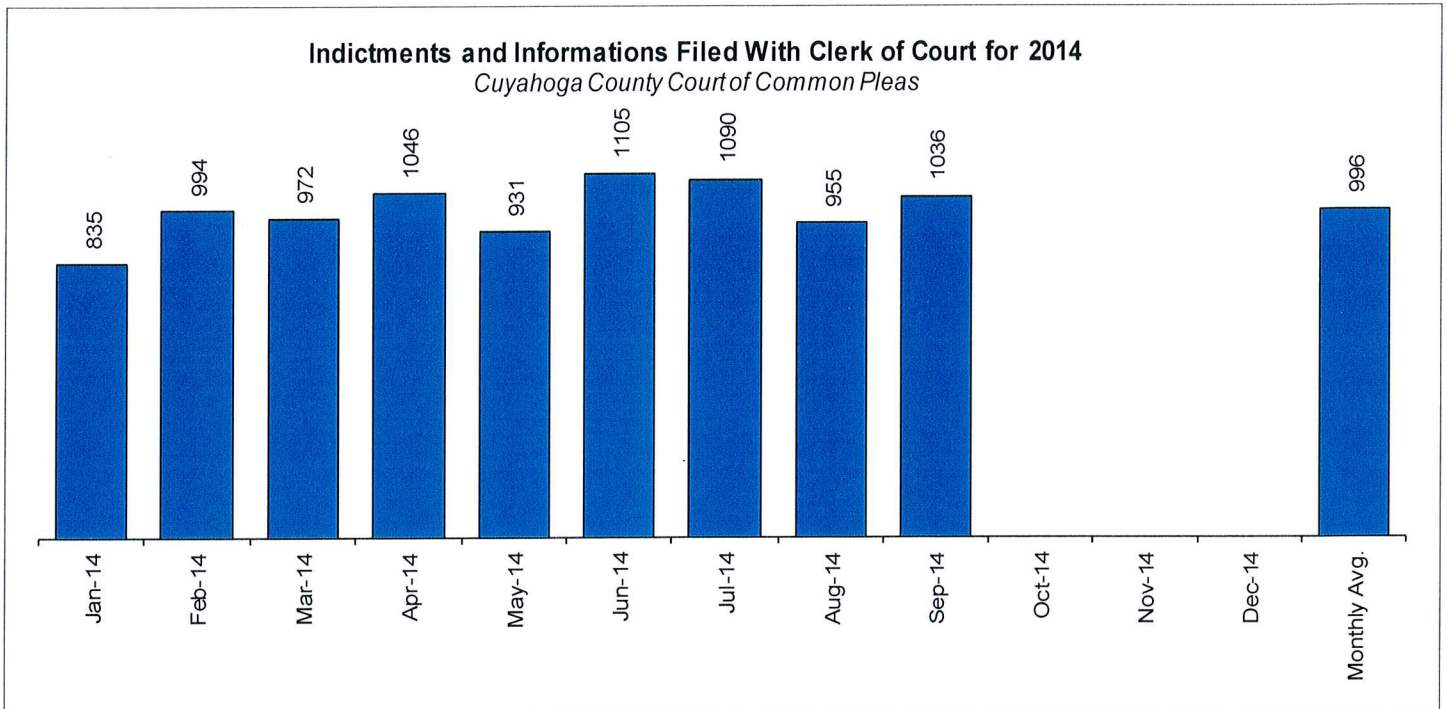
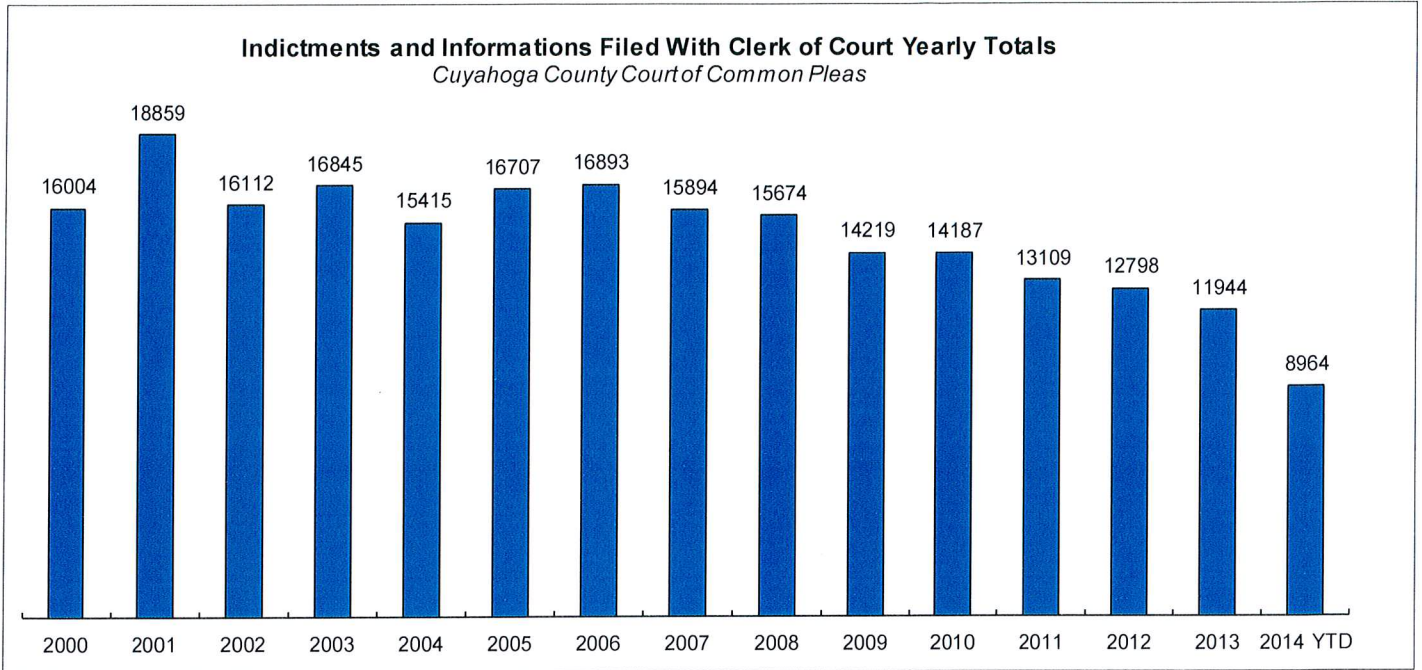
Yearly Average Arrest to Disposition Timeline



CUYAHOGA COUNTY COMMON PLEAS COURT

Indictments and Informations Filed With the Clerk of Courts

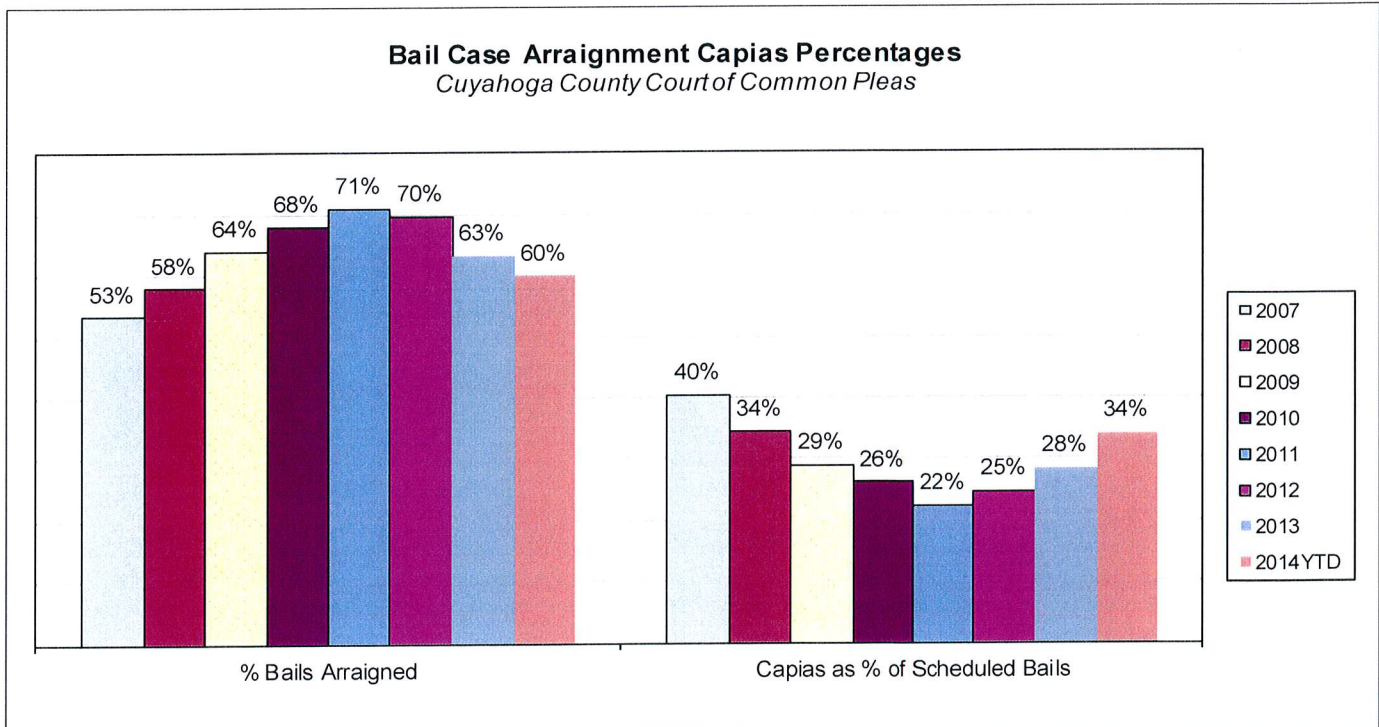
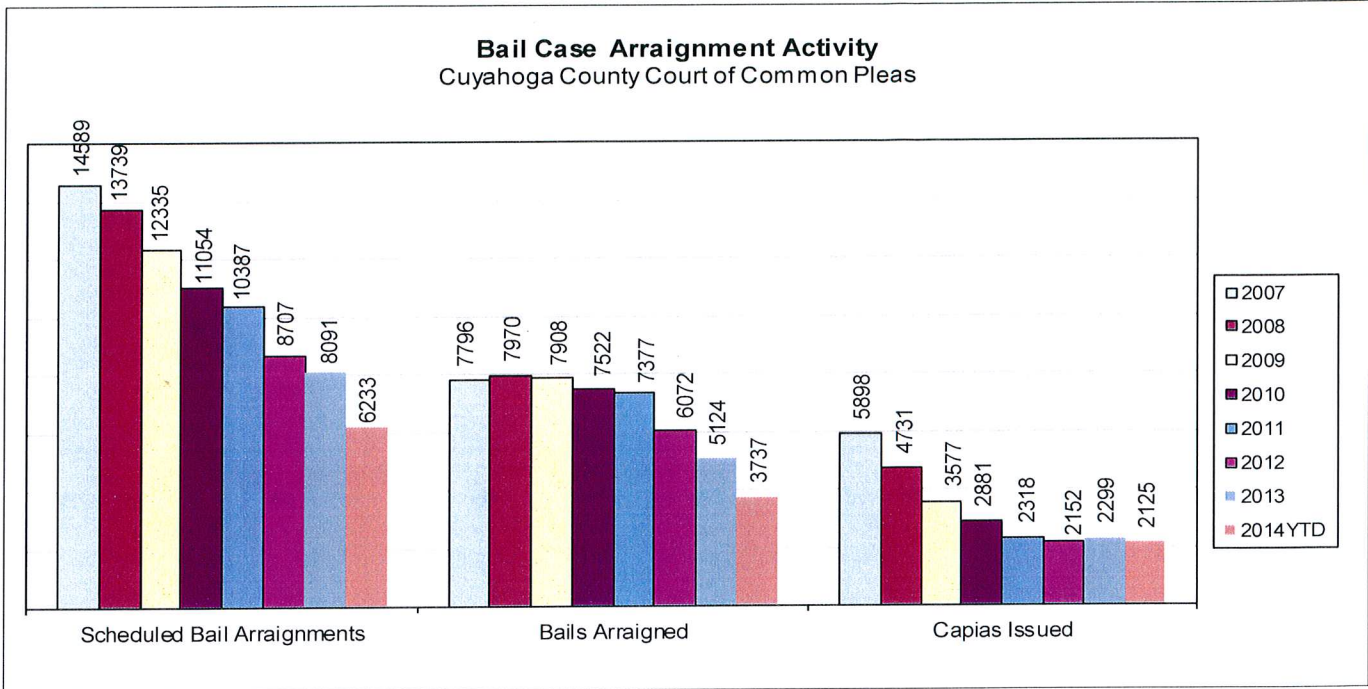
The following charts are reflective of Indictments and Informations filed with the Criminal Clerk of Courts from 2000. The source for this information was the Criminal Clerk's Office.



CUYAHOGA COUNTY COMMON PLEAS COURT

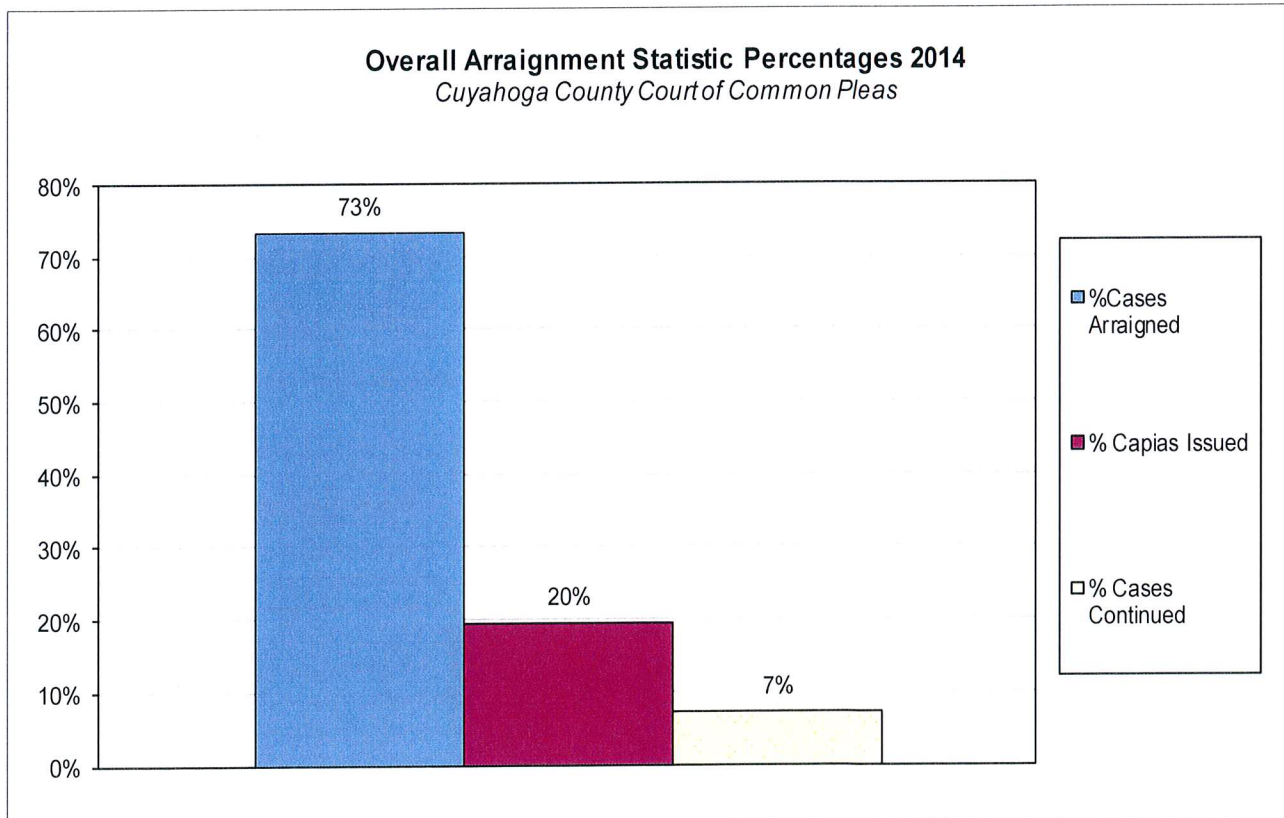
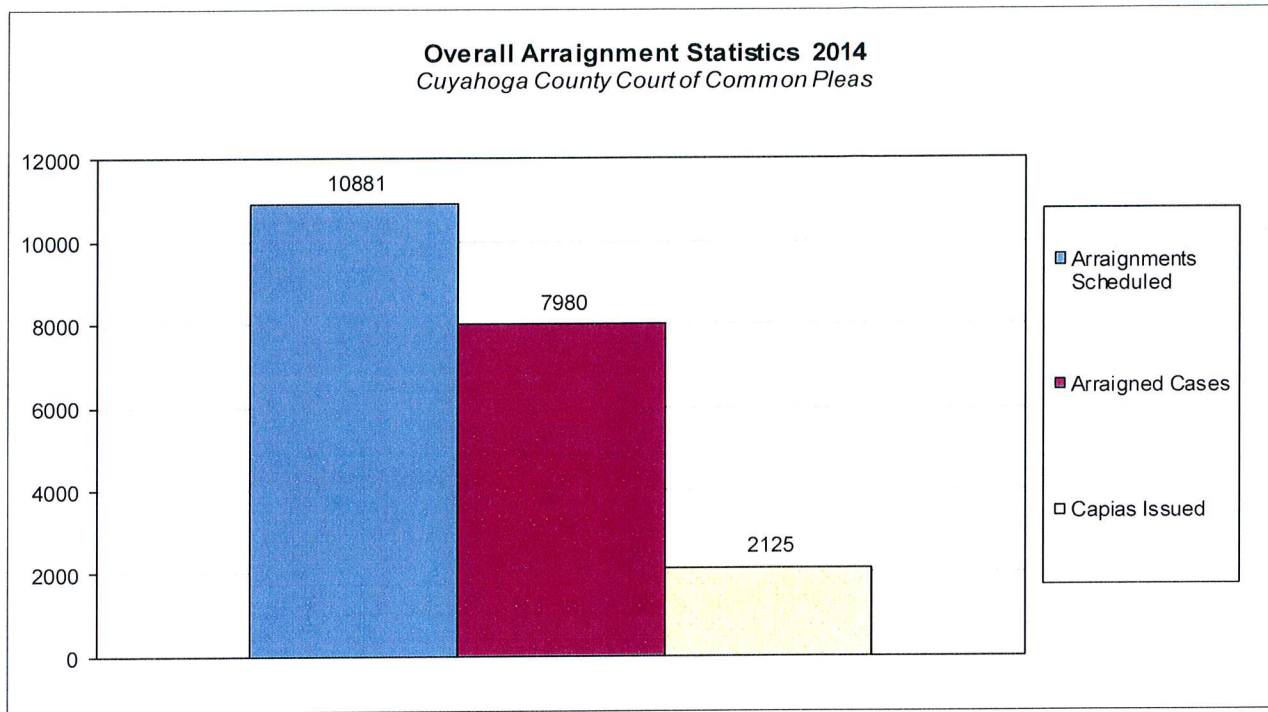
Bail Case Arraignment Activity

The following charts are reflective of arraignment activity where the defendant was not incarcerated at the time of arraignment. The source for this information was the Criminal Records Department.



Overall Arraignment Statistics

The arraignment statistics were provided by the Criminal Records Department. They are provided to give a representation of arraignment activity in the Court in 2014. These statistics include jail and non – jail arraignments.



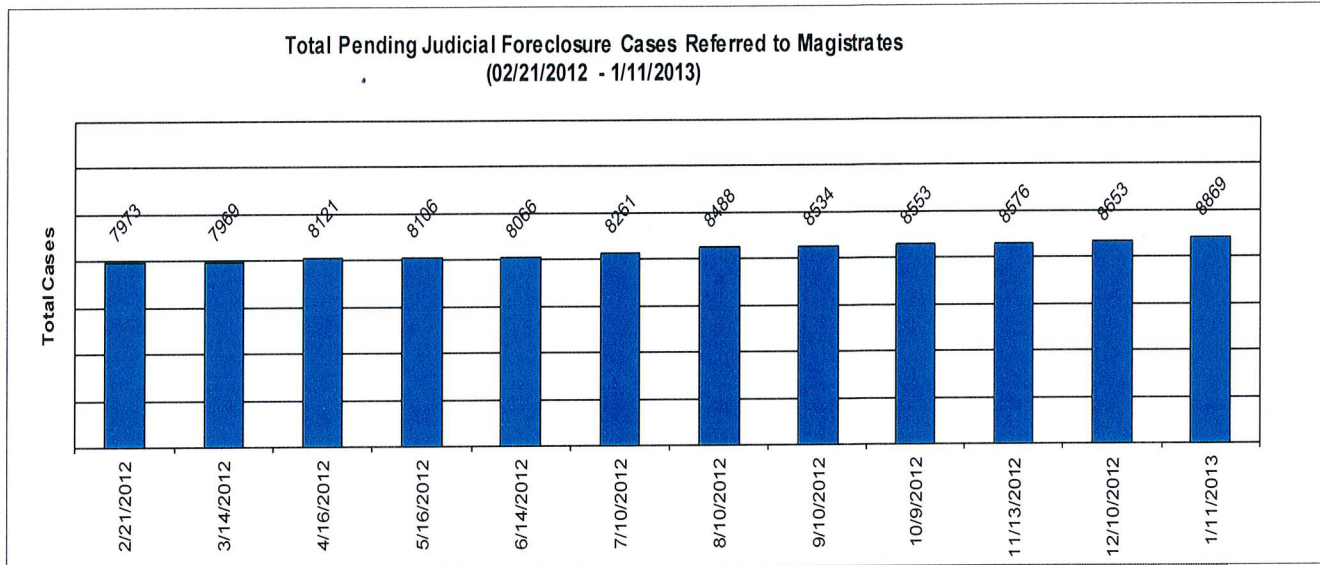
Judicial Foreclosure Statistics¹

¹ For clarification purposes, Foreclosure cases in this report are identified as Judicial Foreclosure filings (filing codes 1460 (Foreclosure Marsh. Of Lien), 1465(Tax Lien), 1466 (Tax Certificate), 1470 (Quiet Title), and 1480 (Partition)). These cases are different from Board of Revision Foreclosures, which are not reported here.

CUYAHOGA COUNTY COMMON PLEAS COURT

Total Pending Judicial Foreclosure Cases Referred to Magistrates (A)

The following chart is a display of the total number of pending Judicial Foreclosure cases referred to the Magistrates on specific dates. The table below shows the number of these cases pending from each year since 2000.

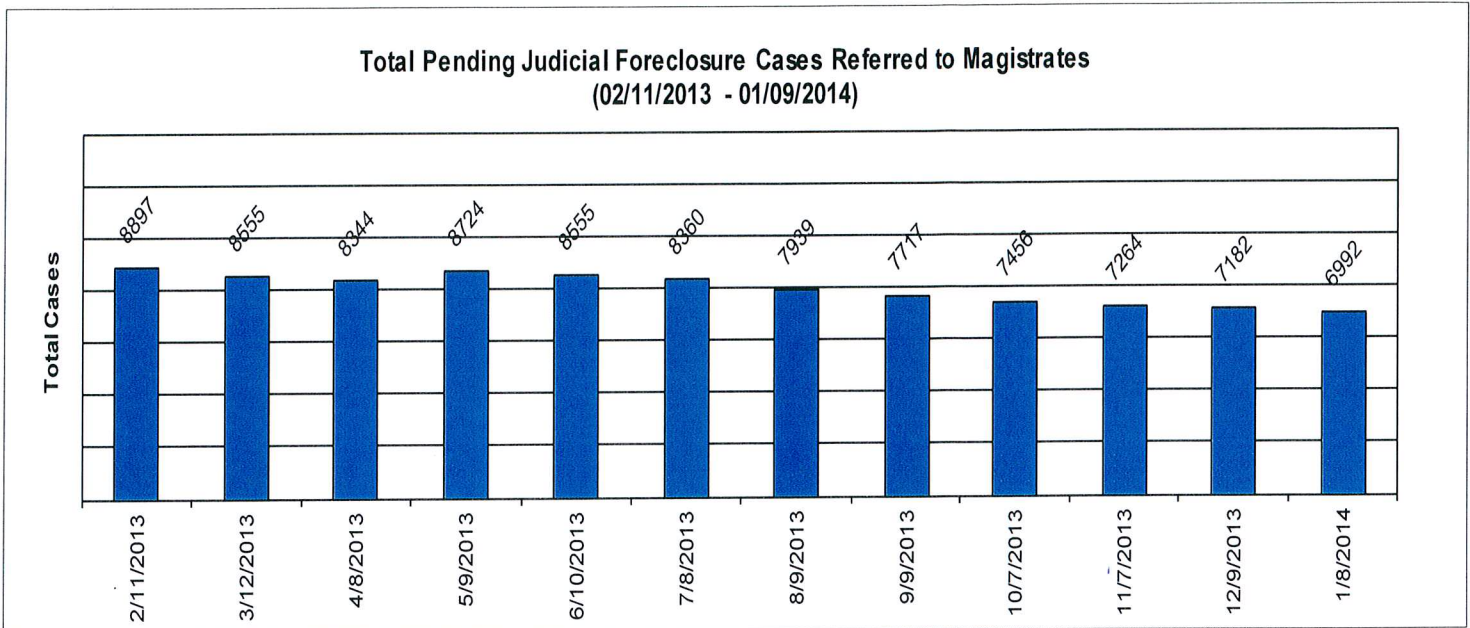


	As of:												
Year		2/21/2012	3/14/2012	4/16/2012	5/16/2012	6/14/2012	7/10/2012	8/10/2012	9/10/2012	10/9/2012	11/13/2012	12/10/2012	1/11/2013
2000		0	0	0	0	0	0	0	0	0	0	0	0
2001		0	0	0	0	0	0	0	0	0	1	1	0
2002		10	10	10	11	10	10	10	10	10	10	10	10
2003		2	2	2	2	2	2	2	2	2	2	2	2
2004		3	3	2	2	2	2	2	1	2	1	1	1
2005		0	0	0	0	1	2	2	2	2	2	2	2
2006		8	8	8	8	8	7	5	5	5	5	5	5
2007		16	17	18	34	32	36	34	31	31	29	29	27
2008		28	30	26	24	23	23	20	18	15	13	14	12
2009		165	155	154	140	129	126	120	122	114	105	101	94
2010		742	661	572	491	445	415	392	343	293	261	240	221
2011		5528	4981	4267	3615	3096	2728	2283	1916	1619	1384	1204	1041
2012		1471	2102	3062	3779	4318	4910	5618	6084	6460	6763	7044	7175
2013													279
Total		7973	7969	8121	8106	8066	8261	8488	8534	8553	8576	8653	8869

CUYAHOGA COUNTY COMMON PLEAS COURT

Total Pending Judicial Foreclosure Cases Referred to Magistrates (B)

The following chart is a display of the total number of pending Judicial Foreclosure cases referred to the Magistrates on specific dates. The table below shows the number of these cases pending from each year since 2000.

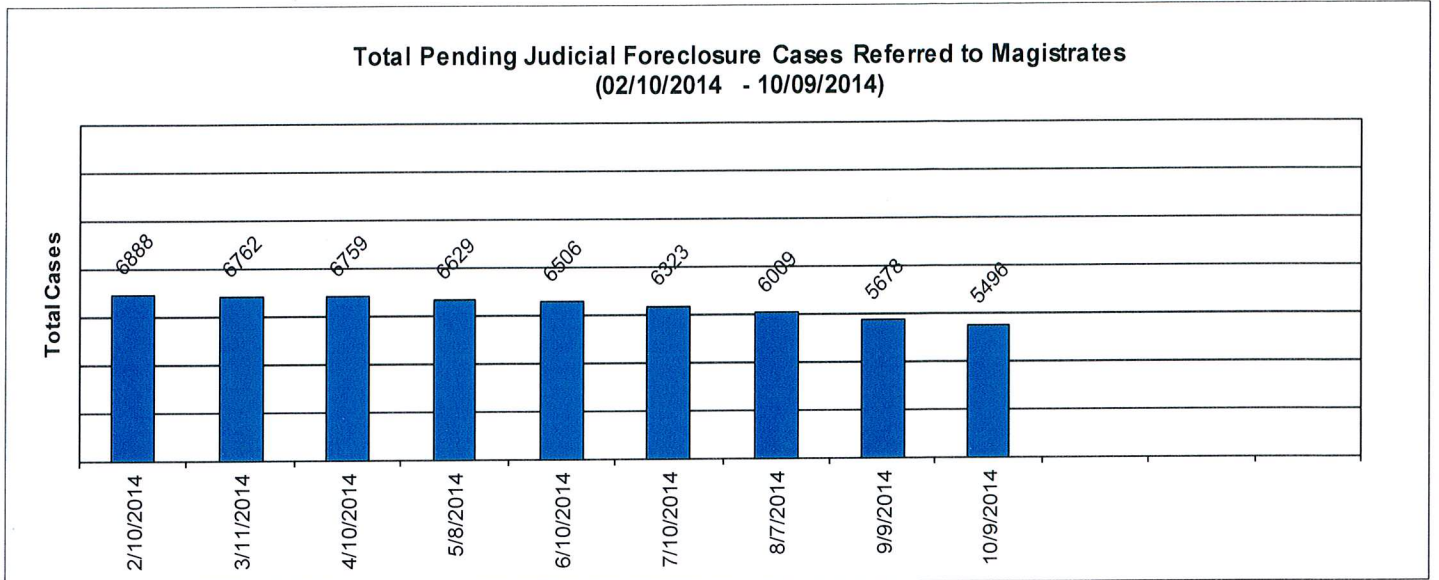


	As of:	2/11/2013	3/12/2013	4/8/2013	5/9/2013	6/10/2013	7/8/2013	8/9/2013	9/9/2013	10/7/2013	11/7/2013	12/9/2013	1/8/2014
Year													
2000		0	0	0	0	0	0	0	0	0	0	0	0
2001		0	0	0	0	0	0	0	1	0	1	1	1
2002		10	10	10	1	2	2	2	1	0	0	1	1
2003		2	2	2	2	2	2	2	2	3	3	2	2
2004		1	1	1	1	1	1	1	1	1	1	0	0
2005		3	3	2	2	2	2	2	2	1	1	1	1
2006		7	7	6	8	4	4	3	3	3	3	3	3
2007		27	28	29	29	27	8	9	9	8	8	8	8
2008		13	13	12	12	14	11	11	9	11	16	18	17
2009		93	79	75	66	62	58	55	39	29	28	40	29
2010		205	175	146	134	126	116	99	88	80	74	71	62
2011		949	810	713	600	505	456	388	345	303	271	243	220
2012		6684	5850	5226	4467	3807	3362	2824	2494	2128	1783	1526	1311
2013		903	1577	2122	3402	4003	4338	4543	4723	4889	5075	5268	5281
2014													56
Total		8897	8555	8344	8724	8555	8360	7939	7717	7456	7264	7182	6992

CUYAHOGA COUNTY COMMON PLEAS COURT

Total Pending Judicial Foreclosure Cases Referred to Magistrates (C)

The following chart is a display of the total number of pending Judicial Foreclosure cases referred to the Magistrates on specific dates. The table below shows the number of these cases pending from each year since 2000.




	As of:	2/10/2014	3/11/2014	4/10/2014	5/8/2014	6/10/2014	7/10/2014	8/7/2014	9/9/2014	10/9/2014			
Year													
2000		0	0	0	0	0	0	0	0	0			
2001		0	0	0	0	0	0	0	0	0			
2002		1	1	1	1	1	1	1	1	0			
2003		2	2	2	2	2	2	2	2	2			
2004		0	0	0	0	0	0	0	0	0			
2005		1	1	1	1	1	1	1	0	1			
2006		2	1	0	0	0	0	0	0	1			
2007		7	7	7	5	5	5	5	4	4			
2008		16	15	16	15	11	7	7	7	7			
2009		28	25	25	23	23	10	9	10	10			
2010		59	53	52	48	40	28	22	21	21			
2011		205	183	173	160	147	121	100	87	76			
2012		1087	914	744	642	536	478	407	353	299			
2013		4773	4200	3615	3141	2754	2368	1980	1613	1352			
2014		707	1360	2123	2591	2986	3302	3475	3580	3723			
Total		6888	6762	6759	6629	6506	6323	6009	5678	5496			

CUYAHOGA COUNTY COMMON PLEAS COURT

Total Pending Tax Lien & Certificate Cases Referred to Magistrates (A)

The following chart is a display of the number of pending tax Judicial Foreclosure cases referred to the Magistrates on specific dates. The table below shows the number of pending tax Judicial Foreclosure cases in each year since 2000.

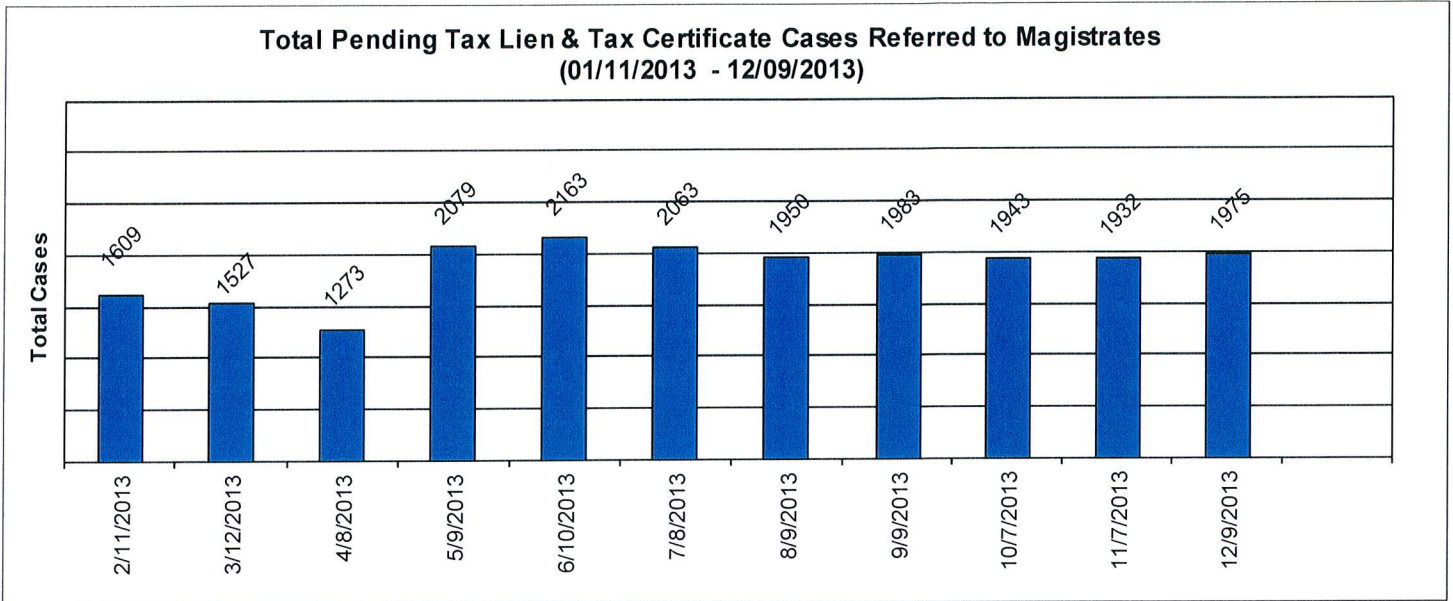


	As of:	2/21/2012	3/14/2012	4/16/2012	5/16/2012	6/14/2012	7/10/2012	8/10/2012	9/10/2012	10/9/2012	11/13/2012	12/10/2012	1/11/2013
Year													
2000		0	0	0	0	0	0	0	0	0	0	0	0
2001		0	0	0	0	0	0	0	0	0	0	0	0
2002		0	0	0	1	0	0	0	0	0	0	0	0
2003		0	0	0	0	0	0	0	0	0	0	0	0
2004		0	1	1	2	2	2	2	1	2	1	1	1
2005		1	0	0	0	0	0	0	0	0	0	0	0
2006		1	1	1	1	2	1	0	0	0	0	0	0
2007		5	5	5	4	4	5	5	4	3	3	3	3
2008		5	5	8	5	5	5	4	4	3	2	2	2
2009		80	79	78	77	69	67	63	55	53	48	46	36
2010		157	141	138	127	113	111	103	93	87	75	75	73
2011		957	888	785	693	576	529	444	401	367	338	318	280
2012		320	365	415	473	497	540	512	560	665	710	865	997
2013													120
Total		1526	1485	1431	1383	1268	1260	1133	1118	1180	1177	1310	1512

CUYAHOGA COUNTY COMMON PLEAS COURT

Total Pending Tax Lien & Certificate Cases Referred to Magistrates (B)

The following chart is a display of the number of pending tax Judicial Foreclosure cases referred to the Magistrates on specific dates. The table below shows the number of pending tax Judicial Foreclosure cases in each year since 2000.

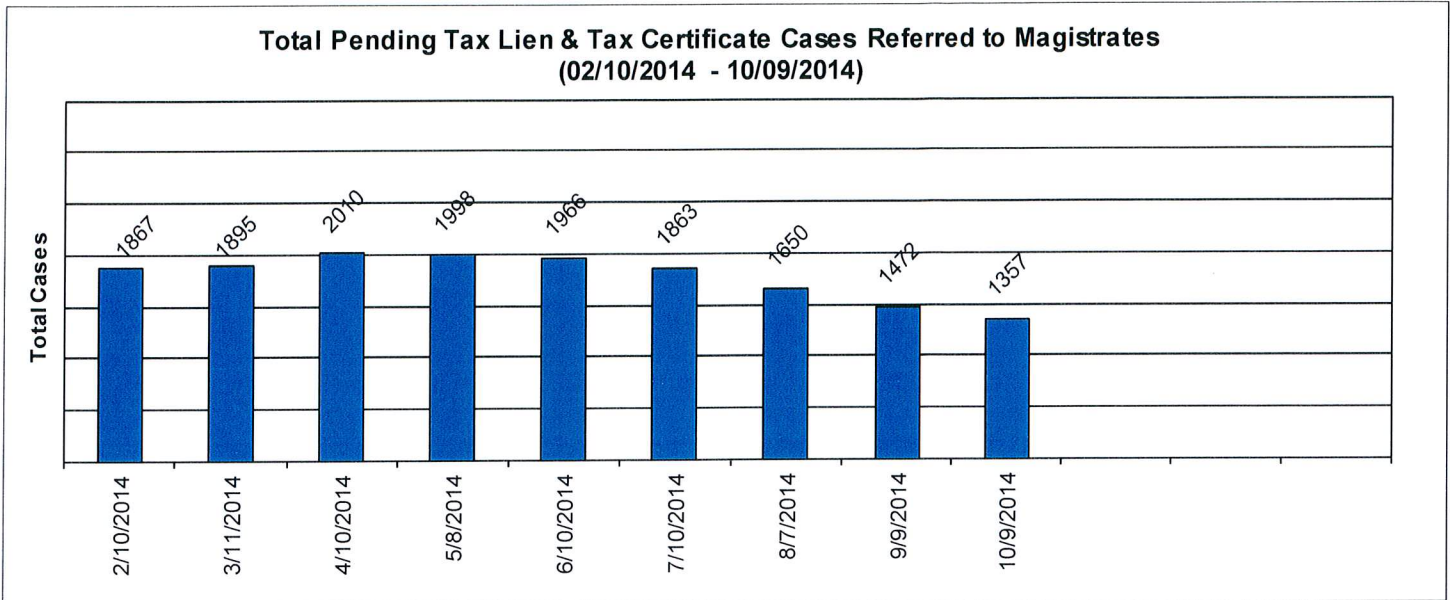


	As of:											
	2/11/2013	3/12/2013	4/8/2013	5/9/2013	6/10/2013	7/8/2013	8/9/2013	9/9/2013	10/7/2013	11/7/2013	12/9/2013	
Year												
2000	0	0	0	0	0	0	0	0	0	0	0	
2001	0	0	0	0	0	0	0	0	0	1	1	
2002	0	0	0	0	0	0	0	1	0	0	0	
2003	0	0	0	0	0	0	0	0	1	1	0	
2004	1	1	1	1	1	1	1	1	1	1	0	
2005	1	1	0	0	0	0	0	0	0	0	0	
2006	0	0	1	3	1	1	1	6	1	1	1	
2007	4	4	4	4	4	4	5	5	5	4	4	
2008	3	2	1	1	1	1	1	2	4	6	6	
2009	36	28	25	23	22	17	17	20	15	9	15	
2010	69	58	46	41	40	36	32	34	33	10	34	
2011	272	243	213	187	163	145	132	126	117	117	112	
2012	1109	1029	982	924	869	795	709	682	608	532	468	
2013	114	161	192	895	1062	1063	1052	1106	1158	1250	1334	
Total	1609	1527	1273	2079	2163	2063	1950	1983	1943	1932	1975	

CUYAHOGA COUNTY COMMON PLEAS COURT

Total Pending Tax Lien & Certificate Cases Referred to Magistrates (C)

The following chart is a display of the number of pending tax Judicial Foreclosure cases referred to the Magistrates on specific dates. The table below shows the number of pending tax Judicial Foreclosure cases in each year since 2000.

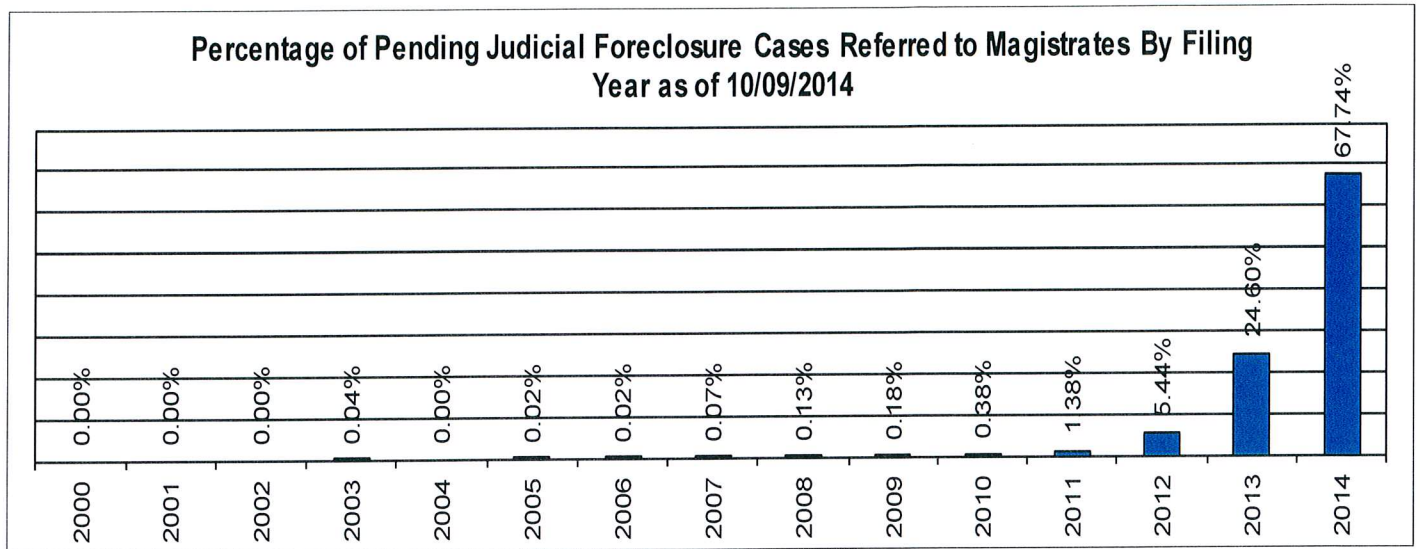


Year	As of:	2/10/2014	3/11/2014	4/10/2014	5/8/2014	6/10/2014	7/10/2014	8/7/2014	9/9/2014	10/9/2014			
2000		0	0	0	0	0	0	0	0	0			
2001		0	0	0	0	0	0	0	0	0			
2002		0	0	0	1	1	1	1	1	1			
2003		0	0	0	0	0	0	0	0	0			
2004		0	0	0	0	0	0	0	0	0			
2005		0	0	0	0	0	0	0	0	1			
2006		1	0	0	0	0	0	0	0	1			
2007		2	2	2	2	2	2	2	1	1			
2008		6	5	6	5	4	0	0	0	0			
2009		15	15	15	16	16	3	3	4	6			
2010		27	24	22	20	17	10	8	2	3			
2011		96	93	90	85	83	66	49	41	41			
2012		317	277	220	192	146	138	115	101	87			
2013		1291	1174	1085	994	934	844	709	612	526			
2014		112	305	570	683	763	799	763	710	690			
Total		1867	1895	2010	1998	1966	1863	1650	1472	1357			

CUYAHOGA COUNTY COMMON PLEAS COURT

Percentage of Pending Judicial Foreclosure Cases By Filing Year

The following chart is a representation of the total number of pending Judicial Foreclosure cases by filing year expressed as a percentage on a specific date. The table below is the supporting data for this chart.

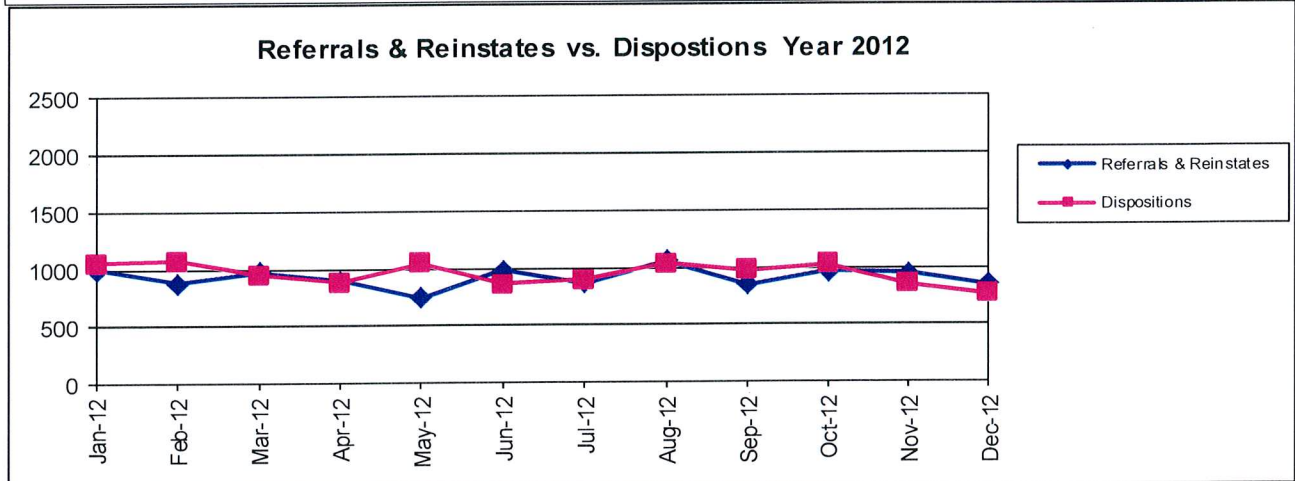
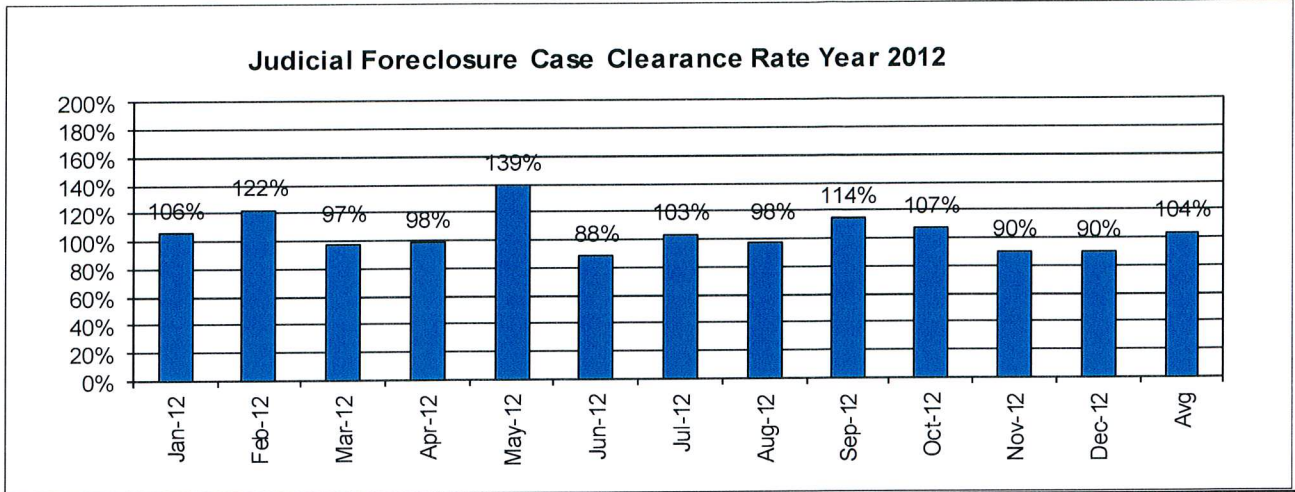


	As of:	
Year	10/9/2014	% of Total
2000	0	0.00%
2001	0	0.00%
2002	0	0.00%
2003	2	0.04%
2004	0	0.00%
2005	1	0.02%
2006	1	0.02%
2007	4	0.07%
2008	7	0.13%
2009	10	0.18%
2010	21	0.38%
2011	76	1.38%
2012	299	5.44%
2013	1352	24.60%
2014	3723	67.74%
Total	5496	100.00%

CUYAHOGA COUNTY COMMON PLEAS COURT

Judicial Foreclosure Clearance Rate Year 2012

The Clearance Rate is the number of outgoing cases as a percentage of the number of incoming cases. Clearance rate measures whether the court is keeping up with its incoming caseload. If cases are not disposed in a timely manner, a backlog of cases awaiting disposition will grow. A Clearance Rate of 100% indicates that at least as many cases as have been filed, reopened, or reactivated in a period have been disposed.

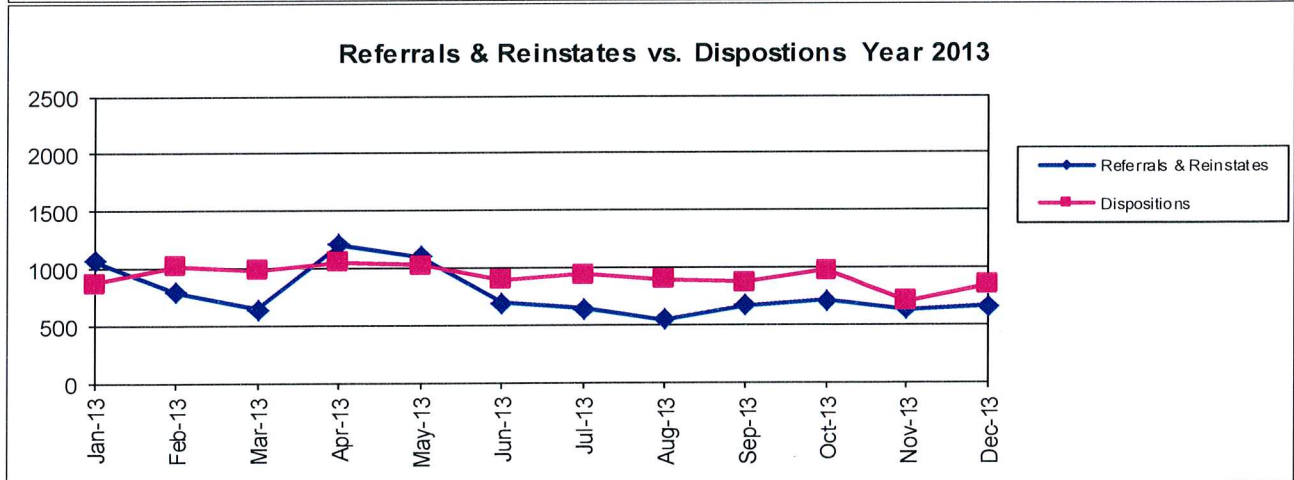
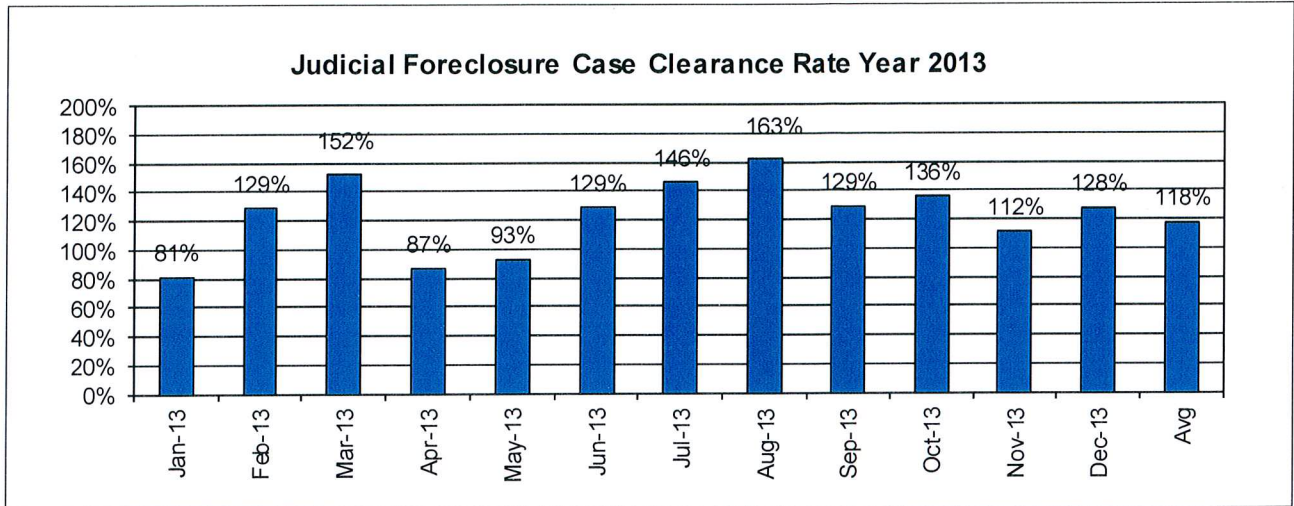


	Referrals & Reinstates	Dispositions	Clearance Rate
Jan-12	995	1051	106%
Feb-12	874	1068	122%
Mar-12	974	944	97%
Apr-12	894	880	98%
May-12	750	1044	139%
Jun-12	982	863	88%
Jul-12	869	896	103%
Aug-12	1058	1034	98%
Sep-12	851	972	114%
Oct-12	961	1028	107%
Nov-12	948	854	90%
Dec-12	854	766	90%
Avg	918	950	104%
Total	11010	11400	

CUYAHOGA COUNTY COMMON PLEAS COURT

Judicial Foreclosure Clearance Rate Year 2013

The Clearance Rate is the number of outgoing cases as a percentage of the number of incoming cases. Clearance rate measures whether the court is keeping up with its incoming caseload. If cases are not disposed in a timely manner, a backlog of cases awaiting disposition will grow. A Clearance Rate of 100% indicates that at least as many cases as have been filed, reopened, or reactivated in a period have been disposed.

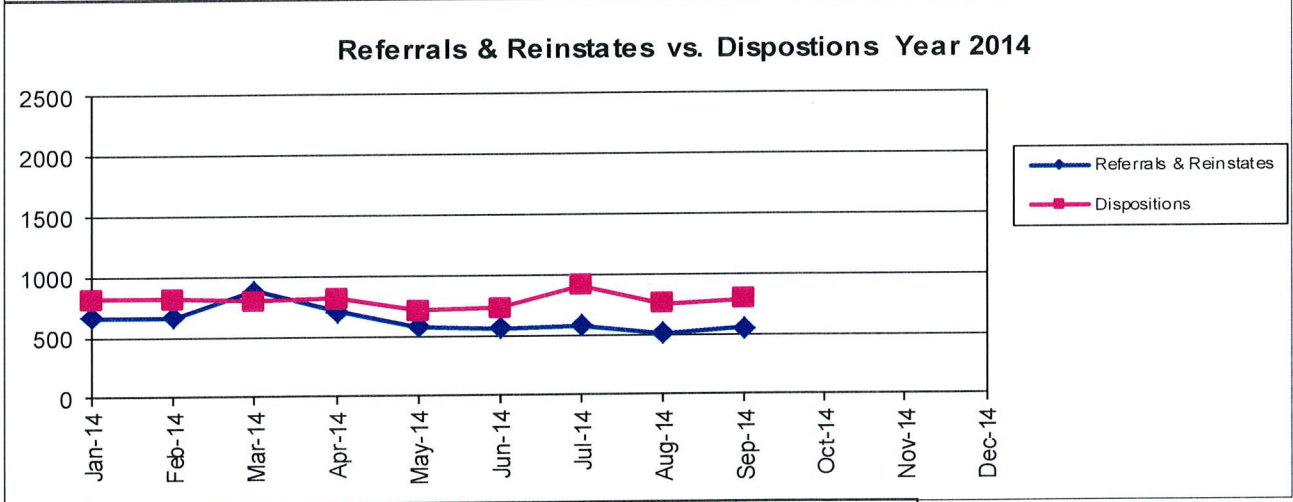
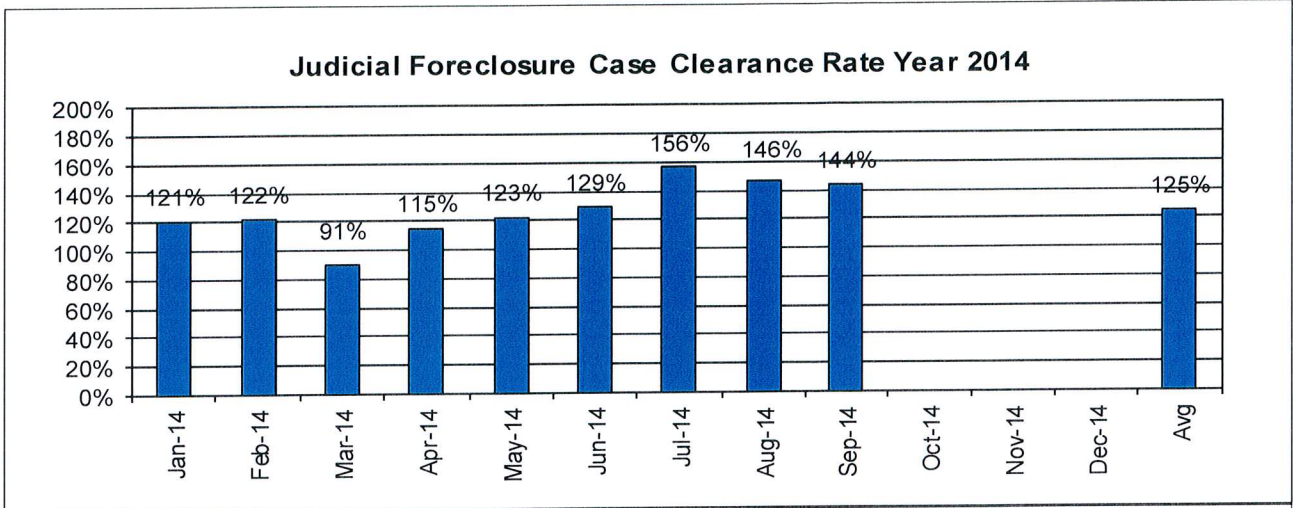


	Referrals & Reinstates	Dispositions	Clearance Rate
Jan-13	1069	870	81%
Feb-13	788	1013	129%
Mar-13	643	980	152%
Apr-13	1211	1052	87%
May-13	1102	1025	93%
Jun-13	696	895	129%
Jul-13	644	940	146%
Aug-13	550	896	163%
Sep-13	670	866	129%
Oct-13	713	969	136%
Nov-13	632	705	112%
Dec-13	658	841	128%
Avg	781	921	118%
Total	9376	11052	

CUYAHOGA COUNTY COMMON PLEAS COURT

Judicial Foreclosure Clearance Rate Year 2014

The Clearance Rate is the number of outgoing cases as a percentage of the number of incoming cases. Clearance rate measures whether the court is keeping up with its incoming caseload. If cases are not disposed in a timely manner, a backlog of cases awaiting disposition will grow. A Clearance Rate of 100% indicates that at least as many cases as have been filed, reopened, or reactivated in a period have been disposed.

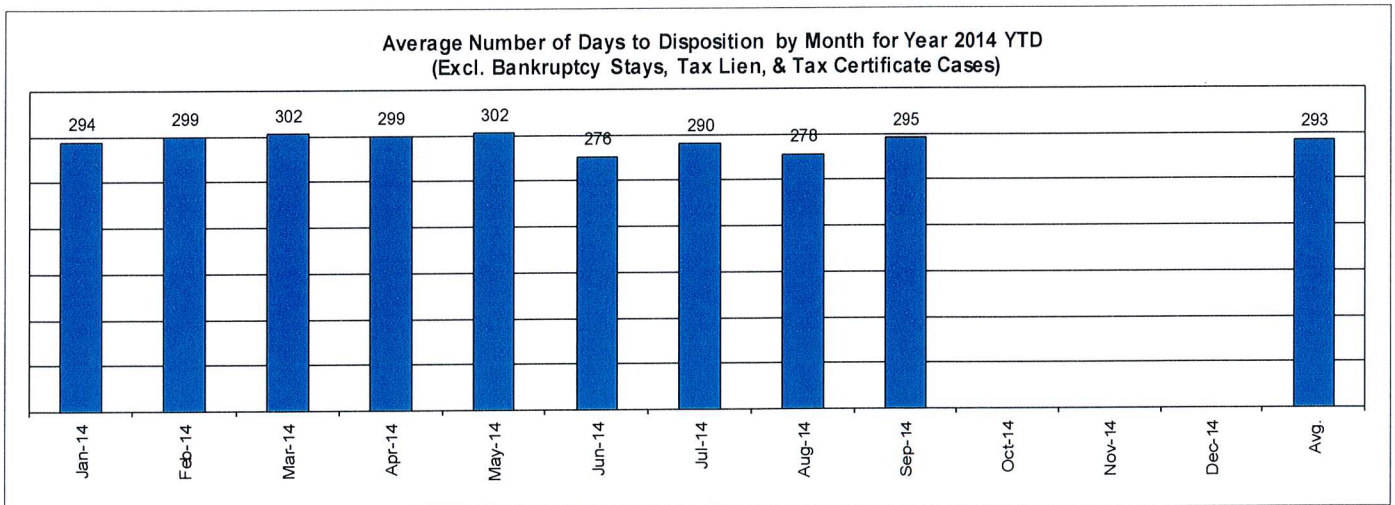
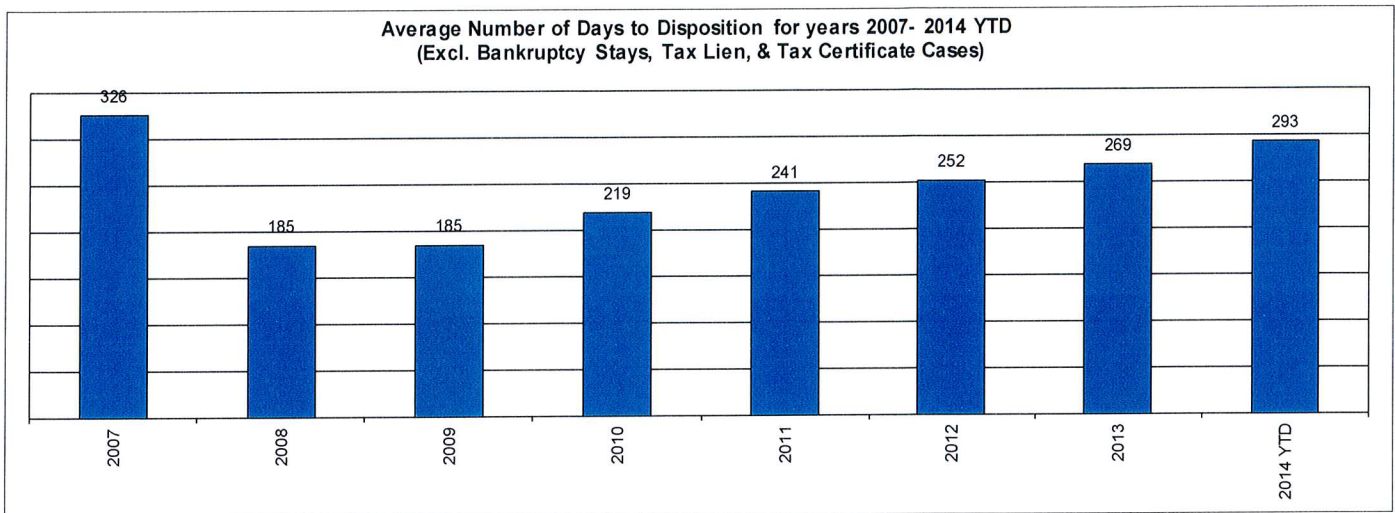


	Referrals & Reinstates	Dispositions	Clearance Rate
Jan-14	667	808	121%
Feb-14	663	809	122%
Mar-14	879	796	91%
Apr-14	703	810	115%
May-14	575	705	123%
Jun-14	558	721	129%
Jul-14	579	904	156%
Aug-14	511	747	146%
Sep-14	548	787	144%
Oct-14			
Nov-14			
Dec-14			
Avg	631	787	125%
Total	5683	7087	

CUYAHOGA COUNTY COMMON PLEAS COURT

Avg. Number of Days to Disp. (Excl. Bank. Stays & Tax Lien & Tax Cert.)

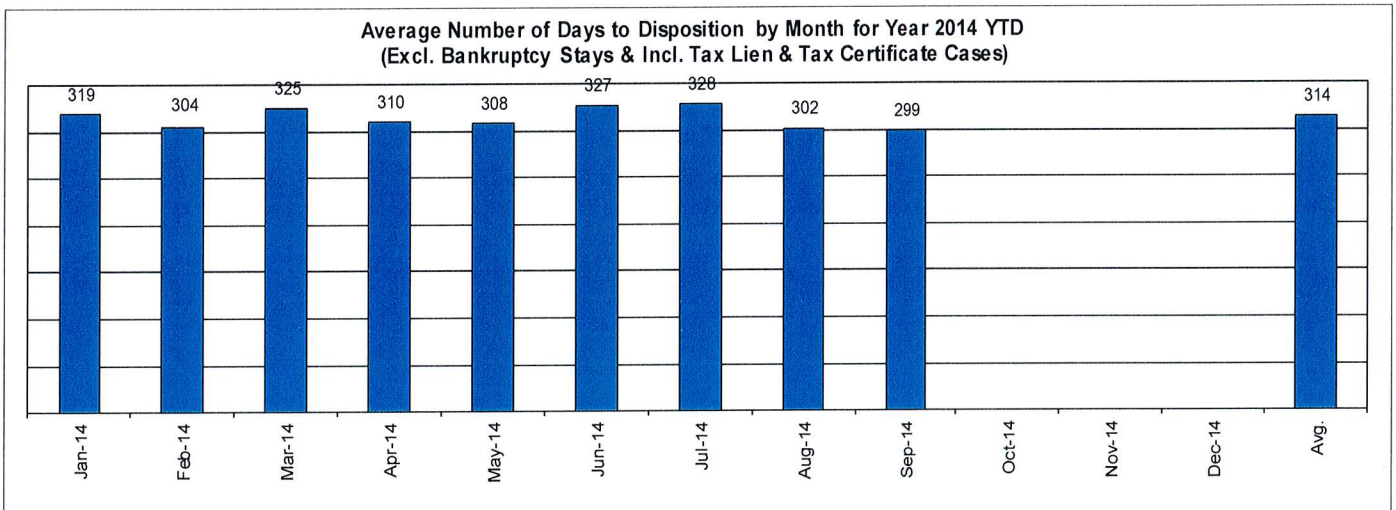
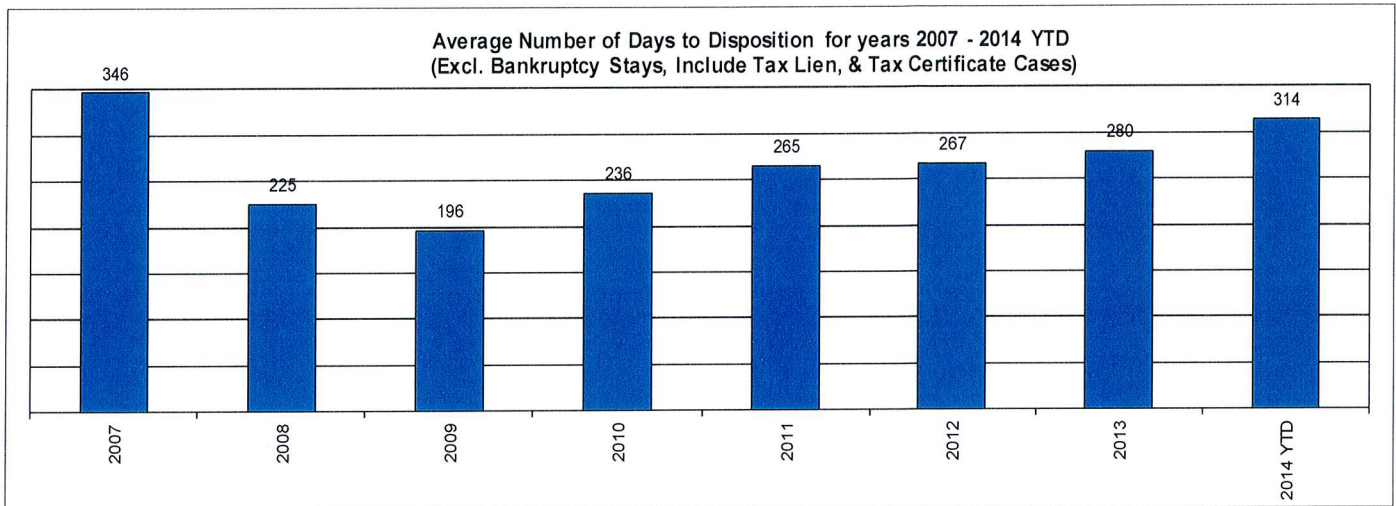
The average number of days to disposition is the number of days from filing to a final disposition entry being filed with the Clerk of Court. The data sample is based on all judicial foreclosure cases terminated by decree or dismissal (cases terminated by bankruptcy are not included) in a month. Each case is examined to determine the number of days between filing and termination with the periods that a case may have been in bankruptcy subtracted. Adding the total days of all of the cases minus bankruptcy periods and dividing by the total number of cases calculates the average. In the following chart, tax judicial foreclosure cases are excluded.



CUYAHOGA COUNTY COMMON PLEAS COURT

Avg. Number of Days to Disp. (Excl. Bank. Stays & Incl. Tax Lien & Tax Cert.)

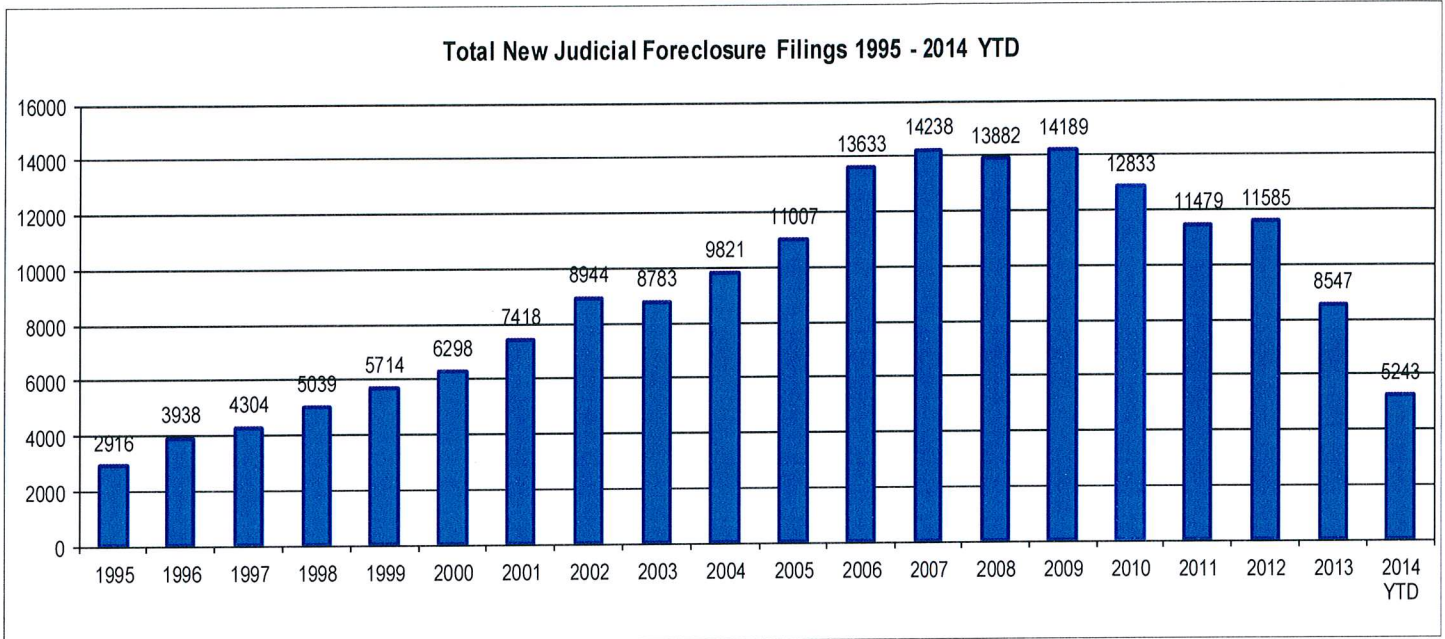
The average number of days to disposition is the number of days from filing to a final disposition entry being filed with the Clerk of Court. The data sample is based on all Judicial Foreclosure cases terminated by decree or dismissal (cases terminated by bankruptcy are not included) in a month. Each case is examined to determine the number of days between filing and termination with the periods that a case may have been in bankruptcy subtracted. Adding the total days of all of the cases minus bankruptcy periods and dividing by the total number of cases calculates the average. In the following chart, all types of Judicial Foreclosure cases are included.



Total New Judicial Foreclosure Filings

The following charts are provided as a historical view of new judicial foreclosure filings.

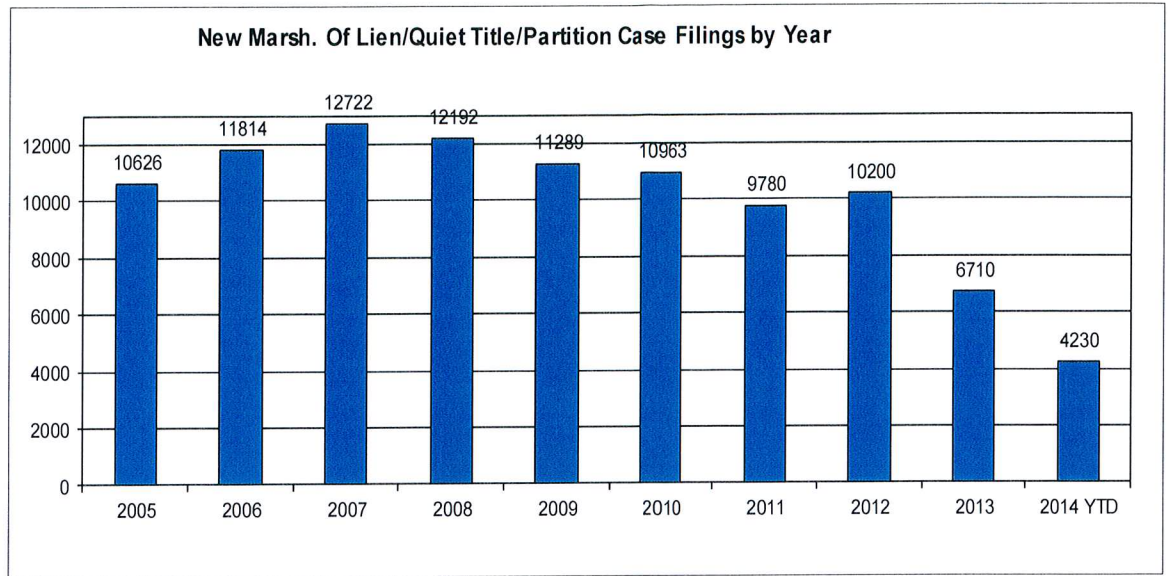
1. Total New Judicial Foreclosure Filings from 1995 – 2014 by year
2. Total New Marsh of Lien/Quiet Title/Partition Filings from 2011 – 2014 by month
3. Total New Tax Lien & Tax Certificate Filings for 2011 – 2014 by month
4. Total New Judicial Foreclosure Filings from 2011 – 2014 by month



CUYAHOGA COUNTY COMMON PLEAS COURT

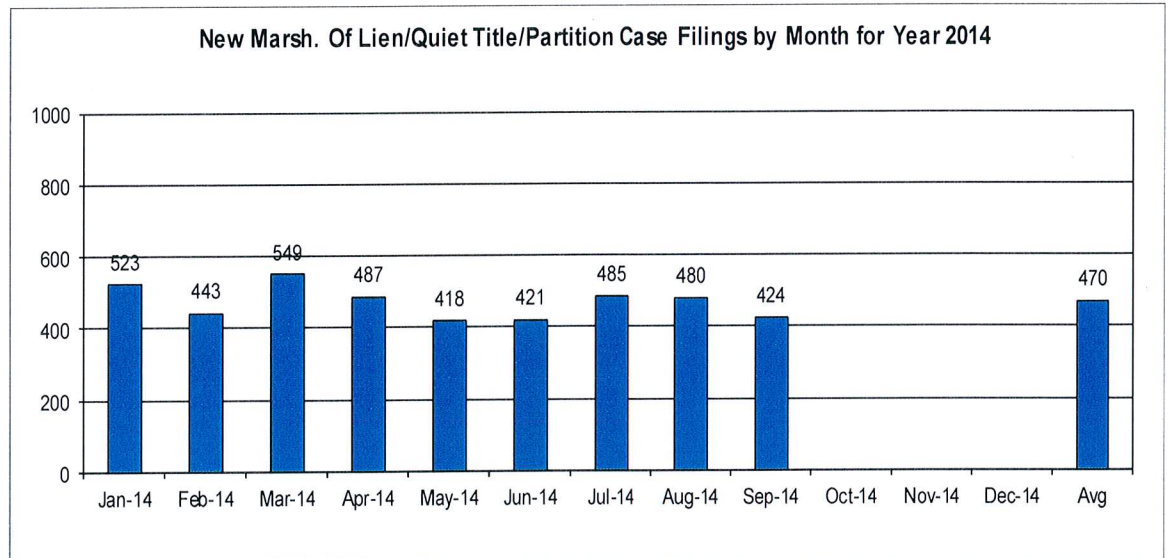
New Marsh of Lien/Quiet Title/Partition Case Filings for Years 2005 – 2014 YTD

Year	# Filings
2005	10626
2006	11814
2007	12722
2008	12192
2009	11289
2010	10963
2011	9780
2012	10200
2013	6710
2014 YTD	4230



New Marsh of Lien/Quiet Title/Partition Case Filings by month for 2014 YTD

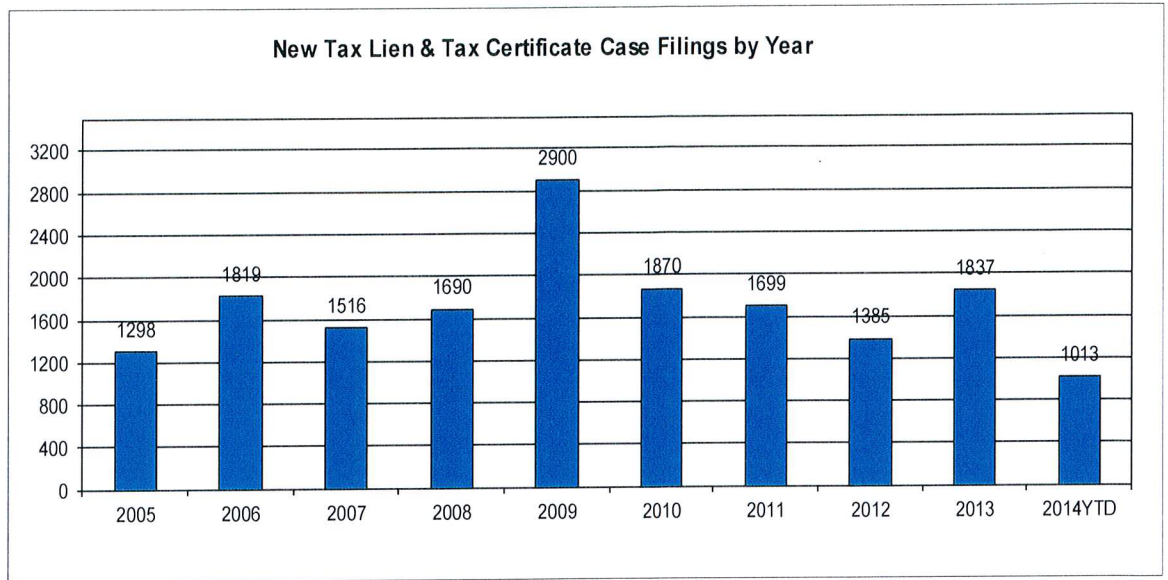
Month	# Filings
Jan-14	523
Feb-14	443
Mar-14	549
Apr-14	487
May-14	418
Jun-14	421
Jul-14	485
Aug-14	480
Sep-14	424
Oct-14	
Nov-14	
Dec-14	
Avg	470
Total	4230



CUYAHOGA COUNTY COMMON PLEAS COURT

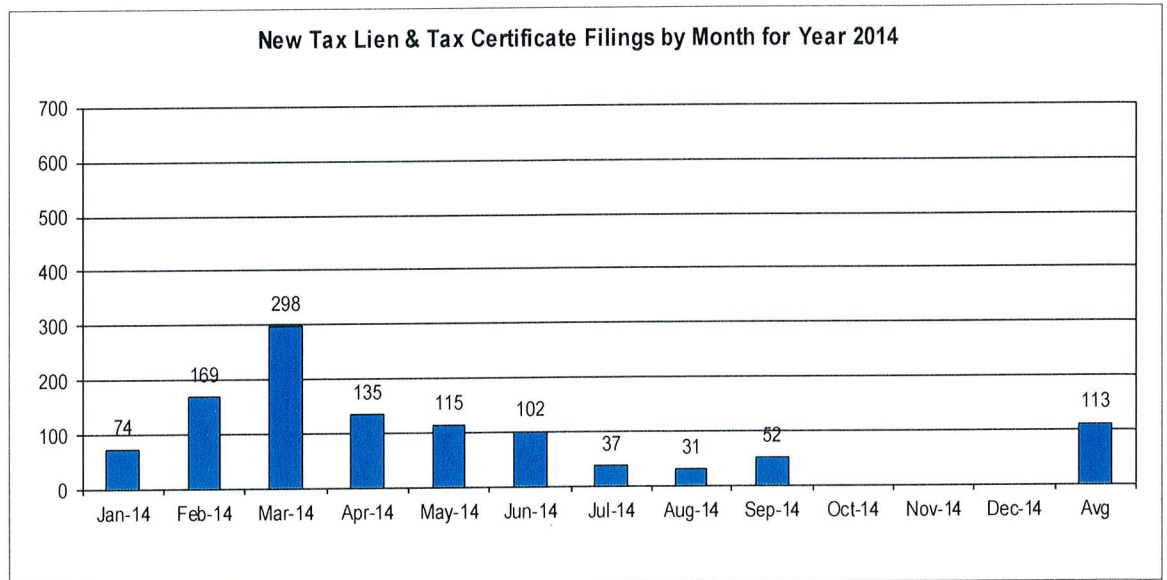
New Tax Lien & Certificate Filings for Years 2005 – 2014 YTD

Year	# Filings
2005	1298
2006	1819
2007	1516
2008	1690
2009	2900
2010	1870
2011	1699
2012	1385
2013	1837
2014YTD	1013



New Tax Lien & Certificate Filings by Month for Year 2014 YTD

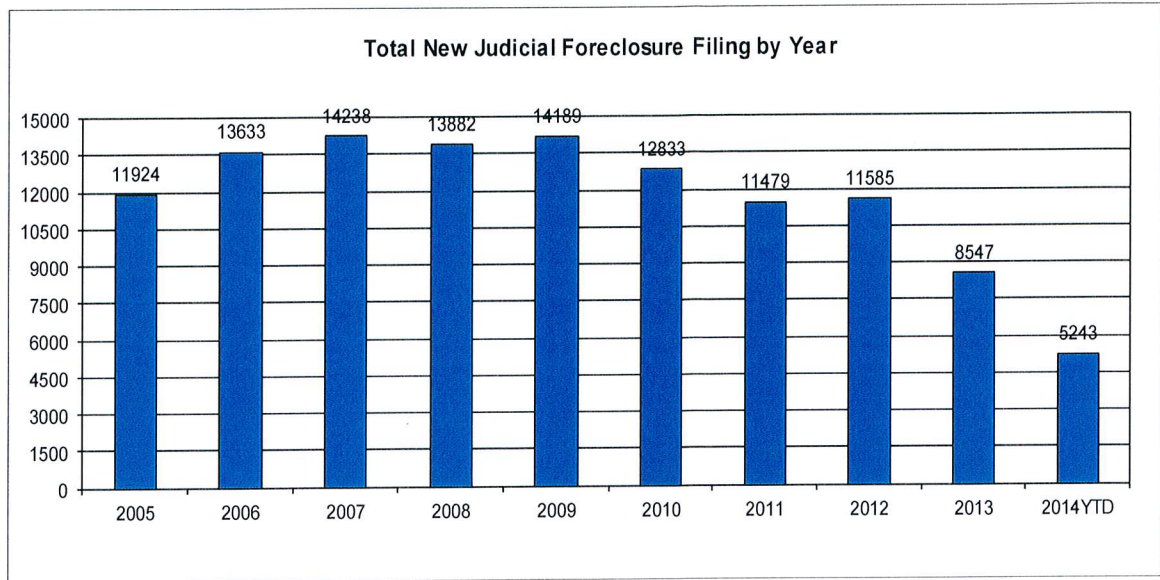
Month	# Filings
Jan-14	74
Feb-14	169
Mar-14	298
Apr-14	135
May-14	115
Jun-14	102
Jul-14	37
Aug-14	31
Sep-14	52
Oct-14	
Nov-14	
Dec-14	
Avg	113
Total	1013



CUYAHOGA COUNTY COMMON PLEAS COURT

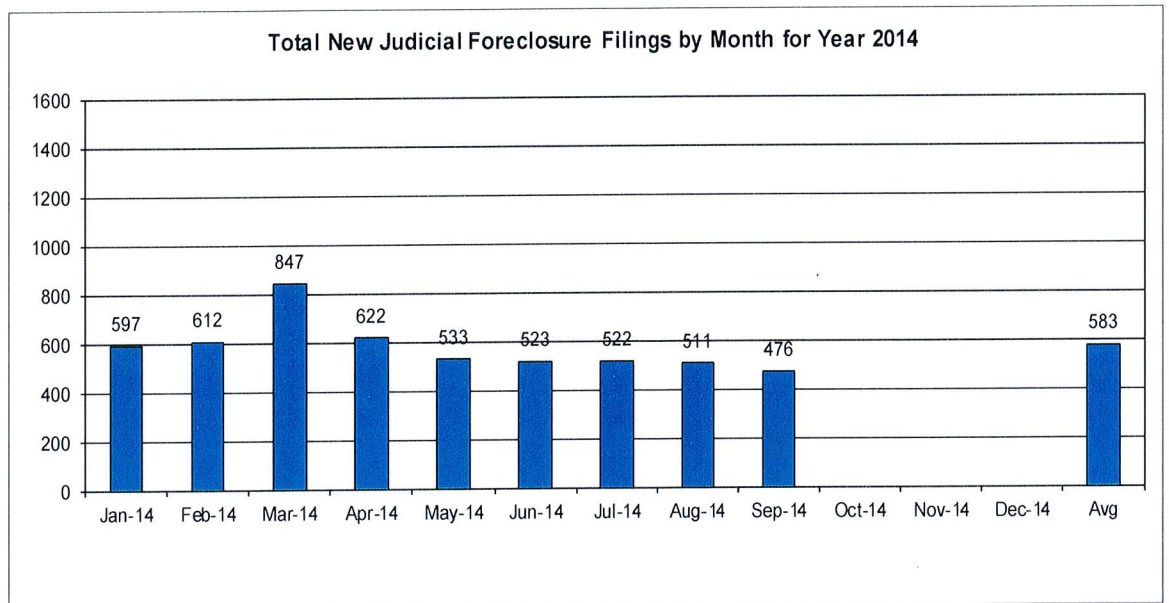
Total New Judicial Foreclosure Filings Years 2005 – 2014 YTD

Year	# Filings
2005	11924
2006	13633
2007	14238
2008	13882
2009	14189
2010	12833
2011	11479
2012	11585
2013	8547
2014 YTD	5243



Total New Judicial Foreclosure Filings by Month for Year 2014 YTD

Month	# Filings
Jan-14	597
Feb-14	612
Mar-14	847
Apr-14	622
May-14	533
Jun-14	523
Jul-14	522
Aug-14	511
Sep-14	476
Oct-14	
Nov-14	
Dec-14	
Avg	583



Magistrate's Monthly Reports

The Magistrates' Monthly Report consists of 5 reports. Below is a description of each.

Magistrate's Monthly Supplemental Journal Entry Report (R415)

Retrieves total number of supplemental entries and Decrees of Confirmation of Sheriff's sale created during a specific period. A supplemental entry is any journal created by a magistrate, which does not close out a case. For example, any magistrate's order (MG) setting a hearing, any journal entry (JE) ruling on a motion, journals confirming Sheriff's sales, etc.).

Magistrate's Full Disposition Count by Magistrate Report (R413)

Retrieves total number of cases disposed of during a specific period. The dispositions are grouped by Magistrate and then broken down by the type of disposition (i. e. Default, Dismissed with Prejudice, Dismissed without Prejudice, etc.) This report can be printed three different ways. Including tax cases (Full Dispositions), excluding tax cases (Non-Tax Dispositions), and Tax cases only (Tax Dispositions).

Magistrate's Monthly Cases Referred/Reinstated Report (R418)

Retrieves newly filed cases referred to the Magistrates Dept. and cases previously disposed by the Magistrates Dept. that are reinstated and re-referred to the magistrates. The cases are separated by Tax (filing code 1465; Tax Judicial Foreclosure & 1466; Tax Certificate Judicial Foreclosure) and Non-Tax (1460; Judicial Foreclosure Marsh. Of Lien, 1480; Partition, 1470; Quiet Title, misc. (i. e. 1391; Contract Other, etc.).

Magistrate's Monthly Hearing Totals Report (R3146)

Retrieves total number of hearings held during one month. The hearings are grouped by Magistrate and then broken down by what type hearing was held (i. e. Default, Pretrial, etc.).

Magistrate's Monthly Case Load Report (R3147)

Retrieves individual caseload totals for individual magistrates during a specific period. The cases are grouped by magistrate and then broken down by case type (i. e. tax judicial foreclosure, tax certificate judicial foreclosure and non-tax judicial foreclosure).

CUYAHOGA COUNTY COURT OF COMMON PLEAS

DATE: 10/09/2014
TIME: 10:13 AM

OFFICE OF THE MAGISTRATES
MAGISTRATE'S MONTHLY SUPPLEMENTALS BY CASE
REPORTING PERIOD: SEPTEMBER 2014

PAGE: 1
CMSR415D

SUPPLEMENTALS

AUGUSTYN	201
BAKER	419
BUCHA	330
CUTHBERT	344
DYKE	316
GAUNTNER	0
GONZALEZ	324
HIPPLEY	216
JACKSON	359
KLEIN	216
LUCAS	195
OLSZTYN	321
VOZAR	254
WEISS	383
UNACCOUNTED FOR	0

TOTAL 3878

CONFIRMATIONS

TOTAL 38

DATE: 10/09/2014
 TIME: 10:16 AM

CUYAHOGA COUNTY COURT OF COMMON PLEAS
 OFFICE OF THE MAGISTRATES
Full Disposition Count by Magistrate
 REPORTING PERIOD: FROM 09/01/2014 TO 09/30/2014

PAGE: 1
 CMSR413

MagID	Dispose Type	Tax Cert.	Tax Treas.	Total
KCA				
	Bank	0	0	0
	Def	4	0	13
	Dism	3	0	13
	Ref. Vacate	0	0	0
	Court Trial	0	0	1
	Other	0	0	4
	<u>MAG'S TOTAL</u>	7	0	<u>31</u>

Decrees	494
Defaults	361
Other	131
Court Trial	2
Dismissals	264
Bankruptcy	29
Ref. Vacated	0
Grand Total	787

GDB				
	Bank	1	0	3
	Def	6	0	17
	Dism	1	0	28
	Ref. Vacate	0	0	0
	Court Trial	0	0	0
	Other	1	0	7
	<u>MAG'S TOTAL</u>	9	0	<u>55</u>

SMB				
	Bank	1	0	4
	Def	13	0	29
	Dism	2	0	13
	Ref. Vacate	0	0	0
	Court Trial	0	0	0
	Other	1	0	8
	<u>MAG'S TOTAL</u>	17	0	<u>54</u>

ARC				
	Bank	0	0	2
	Def	13	0	35
	Dism	1	0	27
	Ref. Vacate	0	0	0
	Court Trial	0	0	1
	Other	2	0	9
	<u>MAG'S TOTAL</u>	16	0	<u>74</u>

JTD				
	Bank	0	0	0
	Def	6	1	20
	Dism	1	0	29
	Ref. Vacate	0	0	0
	Court Trial	0	0	0
	Other	3	0	12
	<u>MAG'S TOTAL</u>	10	1	<u>61</u>

TG				
	Bank	1	0	2
	Def	25	0	63
	Dism	1	0	24
	Ref. Vacate	0	0	0
	Court Trial	0	0	0
	Other	2	0	13
	<u>MAG'S TOTAL</u>	29	0	<u>102</u>

KH				
	Bank	0	0	0
	Def	8	0	34
	Dism	0	0	17
	Ref. Vacate	0	0	0
	Court Trial	0	0	0
	Other	0	0	4
	<u>MAG'S TOTAL</u>	8	0	<u>55</u>

JLJ				
	Bank	1	0	6
	Def	9	0	50
	Dism	0	0	24

DATE: 10/09/2014
TIME: 10:16 AM

CUYAHOGA COUNTY COURT OF COMMON PLEAS
OFFICE OF THE MAGISTRATES
Full Disposition Count by Magistrate
REPORTING PERIOD: FROM 09/01/2014 TO 09/30/2014

PAGE: 2
CMSR413

MagID	Dispose Type	Tax Cert.	Tax Treas.	Total
	Ref. Vacate	0	0	0
	Court Trial	0	0	0
	Other	2	1	10
	<u>MAG'S TOTAL</u>	12	1	<u>90</u>
<hr/>				
MK	Bank	0	0	1
	Def	8	0	21
	Dism	0	0	10
	Ref. Vacate	0	0	0
	Court Trial	0	0	0
	Other	1	0	7
	<u>MAG'S TOTAL</u>	9	0	<u>39</u>
<hr/>				
PL	Bank	0	2	3
	Def	3	0	8
	Dism	10	4	24
	Ref. Vacate	0	0	0
	Court Trial	0	0	0
	Other	0	6	10
	<u>MAG'S TOTAL</u>	13	12	<u>45</u>
<hr/>				
CEO	Bank	0	0	4
	Def	8	0	35
	Dism	2	1	23
	Ref. Vacate	0	0	0
	Court Trial	0	0	0
	Other	1	0	9
	<u>MAG'S TOTAL</u>	11	1	<u>71</u>
<hr/>				
TJV	Bank	0	0	3
	Def	8	0	26
	Dism	1	0	14
	Ref. Vacate	0	0	0
	Court Trial	0	0	0
	Other	0	1	10
	<u>MAG'S TOTAL</u>	9	1	<u>53</u>
<hr/>				
CW	Bank	0	0	1
	Def	4	0	10
	Dism	4	2	18
	Ref. Vacate	0	0	0
	Court Trial	0	0	0
	Other	0	26	28
	<u>MAG'S TOTAL</u>	8	28	<u>57</u>

CUYAHOGA COUNTY COURT OF COMMON PLEAS

DATE: 10/09/2014
 TIME: 10:16 AM

OFFICE OF THE MAGISTRATES
 MAGISTRATE'S MONTHLY REF/REIN CASES
 FROM 09/01/2014 TO 09/30/2014

CMSR418

MAGISTRATE	NEW REFERRALS				REINSTATED			
	Tax Treas.	Tax Cert.	Non-Tax	Total	Tax Treas.	Tax Cert.	Non-Tax	Total
<u>AUGUSTYN/KEVIN/C</u>	2	1	20	23	0	1	1	2
<u>BAKER/GAIL/D</u>	2	3	44	49	0	0	5	5
<u>BUCHA/STEPHEN/M</u>	4	0	21	25	0	1	4	5
<u>CUTHBERT/AMY/R</u>	6	2	25	33	0	0	3	3
<u>DYKE/JOHN/T</u>	0	0	41	41	0	1	2	3
<u>GONZALEZ/TRACEY/</u>	6	0	44	50	0	2	6	8
<u>HIPPLEY/KEVIN/</u>	4	1	46	51	0	0	0	0
<u>JACKSON/JIM/L</u>	1	1	38	40	0	0	2	2
<u>KLEIN/MONICA/</u>	1	3	40	44	0	0	0	0
<u>LUCAS/PAUL/</u>	5	0	39	44	0	1	0	1
<u>OLSZTYN/CHRISTOPHERE</u>	3	1	36	40	0	2	4	6
<u>VOZAR/THOMAS/J</u>	2	1	26	29	0	0	3	3
<u>WEISS/CAROL/</u>	1	2	34	37	0	2	2	4
<u>TOTAL</u>	37	15	454	506	0	10	32	42
<u>COMBINED TOTAL</u>	548							

CUYAHOGA COUNTY COURT OF COMMON PLEAS

OFFICE OF THE MAGISTRATES

MAG MONTHLY HEARING TOTALS

Reporting Period: September 2014

DATE: 10/09/2014
TIME: 10:16 AM

Monthly Hearing Total 766

AUGUSTYN	
Default Hearings	26
Tax Hearings	0
Pretrials	12
<hr/>	
TOTAL:	38
BAKER	
Default Hearings	51
Tax Hearings	0
Pretrials	33
<hr/>	
TOTAL:	84
BUCHA	
Default Hearings	24
Tax Hearings	0
Pretrials	39
<hr/>	
TOTAL:	63
CUTHBERT	
Default Hearings	66
Tax Hearings	1
Pretrials	18
<hr/>	
TOTAL:	85
DYKE	
Default Hearings	27
Tax Hearings	4
Pretrials	20
<hr/>	
TOTAL:	51
GONZALEZ	
Default Hearings	29
Tax Hearings	0
Pretrials	18
<hr/>	
TOTAL:	47
HIPPLEY	
Default Hearings	42
Tax Hearings	0
Pretrials	15
<hr/>	
TOTAL:	57
JACKSON	
Default Hearings	59
Tax Hearings	2
Pretrials	16
<hr/>	
TOTAL:	77
KLEIN	
Default Hearings	24
Tax Hearings	0
Pretrials	9
<hr/>	
TOTAL:	33
LUCAS	
Default Hearings	20
Tax Hearings	56
Pretrials	7
<hr/>	

CUYAHOGA COUNTY COURT OF COMMON PLEAS

OFFICE OF THE MAGISTRATES

MAG MONTHLY HEARING TOTALS

Reporting Period: September 2014

DATE: 10/09/2014
TIME: 10:16 AM

PAGE: 2
CMSR3146

TOTAL:	83
OLSZTYN	
Default Hearings	23
Tax Hearings	0
Pretrials	13
<hr/>	
TOTAL:	36
VOZAR	
Default Hearings	45
Tax Hearings	1
Pretrials	25
<hr/>	
TOTAL:	71
WEISS	
Default Hearings	7
Tax Hearings	29
Pretrials	5
<hr/>	
TOTAL:	41

CUYAHOGA COUNTY COURT OF COMMON PLEAS

DATE: 10/09/2014
 TIME: 10:17 AM

Office of the Magistrates
 Magistrate's Monthly Case Load
 MONTH: SEPTEMBER 2014

PAGE: 1
 CMSR3147

Magistrate Name	Non Tax Total	Tax Cert.	Tax Treas.	Total Tax	Total Cases
AUGUSTYN	142	16	9	25	167
BAKER	326	65	17	82	408
BUCHA	197	34	9	43	240
CUTHBERT	293	59	31	90	383
DYKE	221	31	14	45	266
GONZALEZ	300	50	22	72	372
HIPPLEY	386	69	17	86	472
JACKSON	357	66	17	83	440
KLEIN	209	30	9	39	248
LUCAS	267	99	310	409	676
OLSZTYN	187	24	10	34	221
VOZAR	319	71	17	88	407
WEISS	191	39	225	264	455
Non Tax Total:	3395	Cert.Tax Total: 653	Tax Treas. Total: 707	Total Tax: 1360	Total Cases: 4755

Report CMSR1062 - Judicial Foreclosure Statistics by Judge

Report CMSR1062 provides a list of judicial foreclosure case activity for each Judge. The report identifies how many cases were pending at the beginning of the period. The new cases filed and cases that were transferred in or reactivated are added to the number pending at the beginning of the period. It then shows the type and number of terminations for the period. The total terminations are subtracted from the total pending which provides the pending at the end of the period.

CUYAHOGA COUNTY COURT OF COMMON PLEAS

DATE: 10/09/2014
TIME: 10:10 AM

Foreclosure Statistics by Judge
Reporting Period: September 2014

PAGE: 1
CMSR1062

Judge

AMBROSE, DICK							
	Pending at Beg of Period		New Cases Filed		Cases Transferred In / Reactivated		Total
	123		20		7		150
Terminations							
	Bankruptcy	Default	RefVacated	Court Trial	Dismiss	Other	Total
	1	13	0	0	13	12	39
	Total Pending at End of Period						111

ASTRAB, MICHAEL							
	Pending at Beg of Period		New Cases Filed		Cases Transferred In / Reactivated		Total
	165		13		5		183
Terminations							
	Bankruptcy	Default	RefVacated	Court Trial	Dismiss	Other	Total
	2	5	0	0	10	11	28
	Total Pending at End of Period						155

BARKER, PAMELA A							
	Pending at Beg of Period		New Cases Filed		Cases Transferred In / Reactivated		Total
	181		14		9		204
Terminations							
	Bankruptcy	Default	RefVacated	Court Trial	Dismiss	Other	Total
	1	5	0	0	8	8	22
	Total Pending at End of Period						182

BURNSIDE, JANET R							
	Pending at Beg of Period		New Cases Filed		Cases Transferred In / Reactivated		Total
	184		14		2		200
Terminations							
	Bankruptcy	Default	RefVacated	Court Trial	Dismiss	Other	Total
	1	11	0	1	9	12	34
	Total Pending at End of Period						166

CALABRESE, DEENA R							
	Pending at Beg of Period		New Cases Filed		Cases Transferred In / Reactivated		Total
	144		14		5		163
Terminations							
	Bankruptcy	Default	RefVacated	Court Trial	Dismiss	Other	Total
	0	11	0	0	5	11	27
	Total Pending at End of Period						136

CLANCY, MAUREEN							
	Pending at Beg of Period		New Cases Filed		Cases Transferred In / Reactivated		Total
	169		17		9		195
Terminations							
	Bankruptcy	Default	RefVacated	Court Trial	Dismiss	Other	Total
	0	25	0	0	12	11	48
	Total Pending at End of Period						147

COLLIER-WILLIAMS, CASSANDRA							
	Pending at Beg of Period		New Cases Filed		Cases Transferred In / Reactivated		Total
	183		15		6		204
Terminations							
	Bankruptcy	Default	RefVacated	Court Trial	Dismiss	Other	Total
	2	16	0	0	6	9	33
	Total Pending at End of Period						171

CORRIGAN, BRIAN J

CUYAHOGA COUNTY COURT OF COMMON PLEAS

DATE: 10/09/2014
TIME: 10:10 AM

Foreclosure Statistics by Judge
Reporting Period: September 2014

PAGE: 2
CMSR1062

Judge

	Pending at Beg of Period		New Cases Filed		Cases Transferred In / Reactivated		Total
	180		20		12		212
Terminations	Bankruptcy	Default	RefVacated	Court Trial	Dismiss	Other	Total
	2	24	0	0	8	12	46
	Total Pending at End of Period						166

CORRIGAN, PETER J							
	Pending at Beg of Period		New Cases Filed		Cases Transferred In / Reactivated		Total
	124		13		6		143
Terminations	Bankruptcy	Default	RefVacated	Court Trial	Dismiss	Other	Total
	2	11	0	0	9	10	32
	Total Pending at End of Period						111

DONNELLY, MICHAEL P							
	Pending at Beg of Period		New Cases Filed		Cases Transferred In / Reactivated		Total
	188		18		5		211
Terminations	Bankruptcy	Default	RefVacated	Court Trial	Dismiss	Other	Total
	0	13	0	0	12	5	30
	Total Pending at End of Period						181

FRIEDLAND, CAROLYN B							
	Pending at Beg of Period		New Cases Filed		Cases Transferred In / Reactivated		Total
	123		18		8		149
Terminations	Bankruptcy	Default	RefVacated	Court Trial	Dismiss	Other	Total
	1	5	0	0	8	14	28
	Total Pending at End of Period						121

FRIEDMAN, STUART A							
	Pending at Beg of Period		New Cases Filed		Cases Transferred In / Reactivated		Total
	196		18		2		216
Terminations	Bankruptcy	Default	RefVacated	Court Trial	Dismiss	Other	Total
	0	6	0	0	4	7	17
	Total Pending at End of Period						199

FUERST, NANCY A							
	Pending at Beg of Period		New Cases Filed		Cases Transferred In / Reactivated		Total
	124		7		1		132
Terminations	Bankruptcy	Default	RefVacated	Court Trial	Dismiss	Other	Total
	0	7	0	0	1	9	17
	Total Pending at End of Period						115

GALL, STEVEN E							
	Pending at Beg of Period		New Cases Filed		Cases Transferred In / Reactivated		Total
	147		10		5		162
Terminations	Bankruptcy	Default	RefVacated	Court Trial	Dismiss	Other	Total
	3	8	0	0	5	12	28
	Total Pending at End of Period						134

GALLAGHER, HOLLIE L

CUYAHOGA COUNTY COURT OF COMMON PLEAS

DATE: 10/09/2014
TIME: 10:10 AM

Foreclosure Statistics by Judge
Reporting Period: September 2014

PAGE: 3
CMSR1062

Judge

	Pending at Beg of Period		New Cases Filed		Cases Transferred In / Reactivated		Total
	108		16		5		129
Terminations	Bankruptcy	Default	RefVacated	Court Trial	Dismiss	Other	Total
	1	10	0	0	4	5	20
	Total Pending at End of Period						109

GAUL, DANIEL							
	Pending at Beg of Period		New Cases Filed		Cases Transferred In / Reactivated		Total
	213		11		5		229
Terminations	Bankruptcy	Default	RefVacated	Court Trial	Dismiss	Other	Total
	3	15	0	0	6	6	30
	Total Pending at End of Period						199

JACKSON, MICHAEL E							
	Pending at Beg of Period		New Cases Filed		Cases Transferred In / Reactivated		Total
	171		16		6		193
Terminations	Bankruptcy	Default	RefVacated	Court Trial	Dismiss	Other	Total
	0	15	0	0	5	15	35
	Total Pending at End of Period						158

MASON, LANCE T							
	Pending at Beg of Period		New Cases Filed		Cases Transferred In / Reactivated		Total
	196		13		7		216
Terminations	Bankruptcy	Default	RefVacated	Court Trial	Dismiss	Other	Total
	1	10	0	0	6	5	22
	Total Pending at End of Period						194

MATIA, DAVID T							
	Pending at Beg of Period		New Cases Filed		Cases Transferred In / Reactivated		Total
	171		15		8		194
Terminations	Bankruptcy	Default	RefVacated	Court Trial	Dismiss	Other	Total
	2	4	0	0	9	8	23
	Total Pending at End of Period						171

MCCLELLAND, ROBERT C							
	Pending at Beg of Period		New Cases Filed		Cases Transferred In / Reactivated		Total
	116		15		6		137
Terminations	Bankruptcy	Default	RefVacated	Court Trial	Dismiss	Other	Total
	0	10	0	1	8	8	27
	Total Pending at End of Period						110

MCCORMICK, TIMOTHY							
	Pending at Beg of Period		New Cases Filed		Cases Transferred In / Reactivated		Total
	114		14		8		136
Terminations	Bankruptcy	Default	RefVacated	Court Trial	Dismiss	Other	Total
	0	3	0	0	4	8	15
	Total Pending at End of Period						121

MCDONNELL, NANCY R

CUYAHOGA COUNTY COURT OF COMMON PLEAS

DATE: 10/09/2014
TIME: 10:10 AM

Foreclosure Statistics by Judge
Reporting Period: September 2014

PAGE: 4
CMSR1062

Judge

	Pending at Beg of Period		New Cases Filed		Cases Transferred In / Reactivated		Total
	156		13		6		175
Terminations							
	Bankruptcy	Default	RefVacated	Court Trial	Dismiss	Other	Total
	0	7	0	0	9	5	21
	Total Pending at End of Period						154

MCMONAGLE, RICHARD J							
	Pending at Beg of Period		New Cases Filed		Cases Transferred In / Reactivated		Total
	135		12		4		151
Terminations							
	Bankruptcy	Default	RefVacated	Court Trial	Dismiss	Other	Total
	0	3	0	0	5	6	14
	Total Pending at End of Period						137

O'DONNELL, JOHN P							
	Pending at Beg of Period		New Cases Filed		Cases Transferred In / Reactivated		Total
	119		12		6		137
Terminations							
	Bankruptcy	Default	RefVacated	Court Trial	Dismiss	Other	Total
	0	5	0	0	6	5	16
	Total Pending at End of Period						121

RUSSO, JOHN J							
	Pending at Beg of Period		New Cases Filed		Cases Transferred In / Reactivated		Total
	76		7		2		85
Terminations							
	Bankruptcy	Default	RefVacated	Court Trial	Dismiss	Other	Total
	0	5	0	0	3	4	12
	Total Pending at End of Period						73

RUSSO, JOSEPH D							
	Pending at Beg of Period		New Cases Filed		Cases Transferred In / Reactivated		Total
	156		4		8		168
Terminations							
	Bankruptcy	Default	RefVacated	Court Trial	Dismiss	Other	Total
	0	12	0	0	13	9	34
	Total Pending at End of Period						134

RUSSO, MICHAEL J							
	Pending at Beg of Period		New Cases Filed		Cases Transferred In / Reactivated		Total
	171		16		10		197
Terminations							
	Bankruptcy	Default	RefVacated	Court Trial	Dismiss	Other	Total
	1	12	0	0	6	9	28
	Total Pending at End of Period						169

RUSSO, NANCY MARGARET							
	Pending at Beg of Period		New Cases Filed		Cases Transferred In / Reactivated		Total
	93		11		6		110
Terminations							
	Bankruptcy	Default	RefVacated	Court Trial	Dismiss	Other	Total
	0	9	0	0	13	3	25
	Total Pending at End of Period						85

SAFFOLD, SHIRLEY STRICKLAND

CUYAHOGA COUNTY COURT OF COMMON PLEAS

DATE: 10/09/2014
TIME: 10:10 AM

Foreclosure Statistics by Judge
Reporting Period: September 2014

PAGE: 5
CMSR1062

Judge

Pending at Beg of Period		New Cases Filed		Cases Transferred In / Reactivated			Total
165		19		13			197
Terminations	Bankruptcy	Default	RefVacated	Court Trial	Dismiss	Other	Total
	0	9	0	0	9	13	31
Total Pending at End of Period							166
Pending at Beg of Period		New Cases Filed		Cases Transferred In / Reactivated			Total
112		10		6			128
Terminations	Bankruptcy	Default	RefVacated	Court Trial	Dismiss	Other	Total
	0	9	0	0	4	7	20
Total Pending at End of Period							108
Pending at Beg of Period		New Cases Filed		Cases Transferred In / Reactivated			Total
188		17		2			207
Terminations	Bankruptcy	Default	RefVacated	Court Trial	Dismiss	Other	Total
	0	15	0	0	2	3	20
Total Pending at End of Period							187
Pending at Beg of Period		New Cases Filed		Cases Transferred In / Reactivated			Total
137		15		5			157
Terminations	Bankruptcy	Default	RefVacated	Court Trial	Dismiss	Other	Total
	0	7	0	0	2	15	24
Total Pending at End of Period							133
Pending at Beg of Period		New Cases Filed		Cases Transferred In / Reactivated			Total
166		16		7			189
Terminations	Bankruptcy	Default	RefVacated	Court Trial	Dismiss	Other	Total
	3	16	0	0	6	16	41
Total Pending at End of Period							148
Pending at Beg of Period		New Cases Filed		Cases Transferred In / Reactivated			Total
205		13		2			220
Terminations	Bankruptcy	Default	RefVacated	Court Trial	Dismiss	Other	Total
	3	25	0	0	14	10	52
Total Pending at End of Period							168

Monthly Summary

MONTHLY SUMMARY

September 2014

NAME	PEND	ASSIGNED			TRIALS						DISP	PENDING				+	-
		CV	CR	TOT	JURY			COURT				CV	FR	CR	TOT		
Dick Ambrose	508	59	40	99	0	1	1	0	0	0	104	239	111	153	503	+ 5	
Michael K. Astrab	488	54	36	90	0	0	0	0	0	0	98	195	154	131	480	+ 8	
Pamela A. Barker	523	62	20	82	0	1	1	0	0	0	102	205	181	117	503	+ 20	
Janet R. Burnside	499	51	29	80	0	0	0	0	0	0	97	201	166	115	482	+ 17	
Deena R. Calabrese	458	54	33	87	0	0	0	0	0	0	101	202	136	106	444	+ 14	
Maureen Clancy	450	58	28	86	0	0	0	0	1	1	116	181	147	92	420	+ 30	
Cassandra Collier-Willia	487	55	43	98	0	1	1	0	0	0	108	168	170	139	477	+ 10	
Brian J. Corrigan	598	61	36	97	0	1	1	0	1	1	120	281	164	130	575	+ 23	
Peter J. Corrigan	458	53	38	91	1	1	2	0	0	0	98	209	108	134	451	+ 7	
Michael P. Donnelly	455	55	22	77	0	0	0	0	0	0	91	183	181	77	441	+ 14	
Carolyn B. Friedland	509	58	32	90	0	1	1	0	1	1	133	212	121	133	466	+ 43	
Stuart A. Friedman	539	56	60	116	1	0	1	0	3	3	100	209	198	148	555	- 16	
Nancy A. Fuerst	382	48	25	73	0	0	0	1	1	2	72	192	115	76	383	- 1	
Steven E. Gall	476	54	31	85	0	1	1	0	0	0	79	199	132	151	482	- 6	
Hollie L. Gallagher	373	59	18	77	0	1	1	0	0	0	71	202	109	68	379	- 6	
Daniel Gaul	628	52	28	80	0	0	0	0	0	0	103	281	198	126	605	+ 23	
Michael E Jackson	558	60	35	95	0	0	0	0	0	0	133	214	157	149	520	+ 38	
Lance T. Mason	450	59	40	99	0	0	0	0	0	0	79	168	194	108	470	- 20	
David T. Matia	456	56	35	91	0	0	0	0	0	0	79	190	171	107	468	- 12	
Robert C. McClelland	551	53	34	87	0	0	0	0	1	1	111	254	110	163	527	+ 24	
Timothy McCormick	423	54	41	95	2	1	3	0	0	0	82	225	120	91	436	- 13	
Nancy R. McDonnell	453	56	31	87	0	1	1	0	0	0	86	201	152	101	454	- 1	
Richard J. McMonagle	519	55	27	82	0	0	0	0	0	0	77	286	137	101	524	- 5	
John P. O'Donnell	553	53	36	89	0	1	1	0	0	0	90	298	121	133	552	+ 1	
John J. Russo	190	28	4	32	0	0	0	0	0	0	37	97	73	15	185	+ 5	
Joseph D. Russo	532	52	30	82	2	0	2	0	0	0	122	242	131	119	492	+ 40	
Michael J. Russo	429	61	23	84	1	1	2	1	0	1	102	174	169	68	411	+ 18	
Nancy Margaret Russo	264	59	33	92	0	0	0	0	0	0	85	113	85	73	271	- 7	
Shirley Strickland Saffold	526	65	43	108	0	0	0	0	0	0	120	208	166	140	514	+ 12	
Brendan J. Sheehan	353	57	33	90	0	2	2	0	1	1	100	150	108	85	343	+ 10	
John D. Sutula	573	49	34	83	0	0	0	1	0	1	75	248	186	147	581	- 8	
Kathleen Ann Sutula	422	57	35	92	1	0	1	0	0	0	98	168	133	115	416	+ 6	
Joan Synenberg	434	57	20	77	0	0	0	0	2	2	122	177	146	66	389	+ 45	
José A. Villanueva	575	52	27	79	1	0	1	0	0	0	107	264	168	115	547	+ 28	
TOTALS	16092	1872	1080	2952	9	14	23	3	11	14	3298	7036	4918	3792	15746	+ 346	

Year to Date Summary

SUMMARY FOR THE COURT

January - September 2014

NAME	PEND	ASSIGNED			TRIALS						DISP	PENDING				+
		CV	CR	TOT	JURY			COURT				CV	FR	CR	TOT	
Dick Ambrose	529	530	373	903	0	9	9	3	5	8	929	239	111	153	503	+ 26
Michael K. Astrab	510	533	277	810	0	3	3	0	1	1	840	195	154	131	480	+ 30
Pamela A. Barker	535	532	296	828	1	1	2	0	3	3	860	205	181	117	503	+ 32
Janet R. Burnside	538	524	308	832	1	12	13	4	3	7	888	201	166	115	482	+ 56
Deena R. Calabrese	503	552	268	820	0	3	3	1	0	1	879	202	136	106	444	+ 59
Maureen Clancy	447	531	281	812	1	7	8	0	3	3	839	181	147	92	420	+ 27
Cassandra Collier-Willia	489	520	317	837	2	5	7	0	2	2	849	168	170	139	477	+ 12
Brian J. Corrigan	577	523	293	816	3	3	6	0	4	4	818	281	164	130	575	+ 2
Peter J. Corrigan	553	514	285	799	3	3	6	4	0	4	901	209	108	134	451	+ 102
Michael P. Donnelly	523	516	225	741	4	6	10	1	4	5	823	183	181	77	441	+ 82
Carolyn B. Friedland	562	540	310	850	1	1	2	0	5	5	946	212	121	133	466	+ 96
Stuart A. Friedman	565	538	328	866	2	1	3	0	3	3	876	209	198	148	555	+ 10
Nancy A. Fuerst	241	490	235	725	0	3	3	2	1	3	583	192	115	76	383	- 142
Steven E. Gall	465	537	341	878	3	10	13	0	1	1	861	199	132	151	482	- 17
Hollie L. Gallagher	428	510	208	718	2	4	6	0	2	2	767	202	109	68	379	+ 49
Daniel Gaul	621	529	344	873	0	5	5	0	1	1	889	281	198	126	605	+ 16
Michael E Jackson	550	545	351	896	5	2	7	0	2	2	926	214	157	149	520	+ 30
Lance T. Mason	534	532	298	830	1	2	3	0	2	2	894	168	194	108	470	+ 64
David T. Matia	507	545	342	887	2	4	6	0	2	2	926	190	171	107	468	+ 39
Robert C. McClelland	568	513	390	903	2	4	6	1	3	4	944	254	110	163	527	+ 41
Timothy McCormick	484	500	315	815	5	13	18	0	5	5	863	225	120	91	436	+ 48
Nancy R. McDonnell	443	534	281	815	0	2	2	0	3	3	804	201	152	101	454	- 11
Richard J. McMonagle	542	459	273	732	1	1	2	1	3	4	750	286	137	101	524	+ 18
John P. O'Donnell	466	486	284	770	2	6	8	5	1	6	684	298	121	133	552	- 86
John J. Russo	441	235	64	299	1	3	4	0	1	1	555	97	73	15	185	+ 256
Joseph D. Russo	533	534	280	814	2	2	4	0	1	1	855	242	131	119	492	+ 41
Michael J. Russo	476	529	267	796	4	6	10	2	1	3	861	174	169	68	411	+ 65
Nancy Margaret Russo	325	536	270	806	0	3	3	0	5	5	860	113	85	73	271	+ 54
Shirley Strickland Saffold	537	553	344	897	1	2	3	0	0	0	920	208	166	140	514	+ 23
Brendan J. Sheehan	360	521	290	811	1	11	12	0	4	4	828	150	108	85	343	+ 17
John D. Sutula	572	524	310	834	3	2	5	2	1	3	825	248	186	147	581	- 9
Kathleen Ann Sutula	437	563	309	872	2	10	12	0	1	1	893	168	133	115	416	+ 21
Joan Synenberg	443	543	256	799	2	2	4	1	3	4	853	177	146	66	389	+ 54
José A. Villanueva	617	514	263	777	4	4	8	3	5	8	847	264	168	115	547	+ 70
TOTALS	16921	17585	9876	27461	61	155	216	30	81	111	28636	7036	4918	3792	15746	+ 1175

Corrections/Adjustments