



***Statistics Report  
January 2014***

***John J. Russo  
Administrative and Presiding Judge***

**TABLE OF CONTENTS**

**Criminal Statistics**

Newly Filed, Re-Activated and Transferred in Cases _____	4
Yearly Criminal Terminations _____	5
Pending Criminal Cases End of Period _____	6
Clearance Rate _____	7
Arrest to Disposition Timeline _____	8
Average Arrest to Disposition Timeline (Jail Cases) _____	9
Average Arrest to Disposition Timeline (Non-Jail Cases) _____	10
Average Arrest to Disposition Timeline (Jail and Non-Jail Cases) _____	11
Yearly Average Arrest to Disposition Timeline _____	12
Indictments and Informations Filed With the Clerk of Courts _____	13
Bail Case Arraignment Activity _____	14
Overall Arraignment Statistics _____	15

**Foreclosure Statistics**

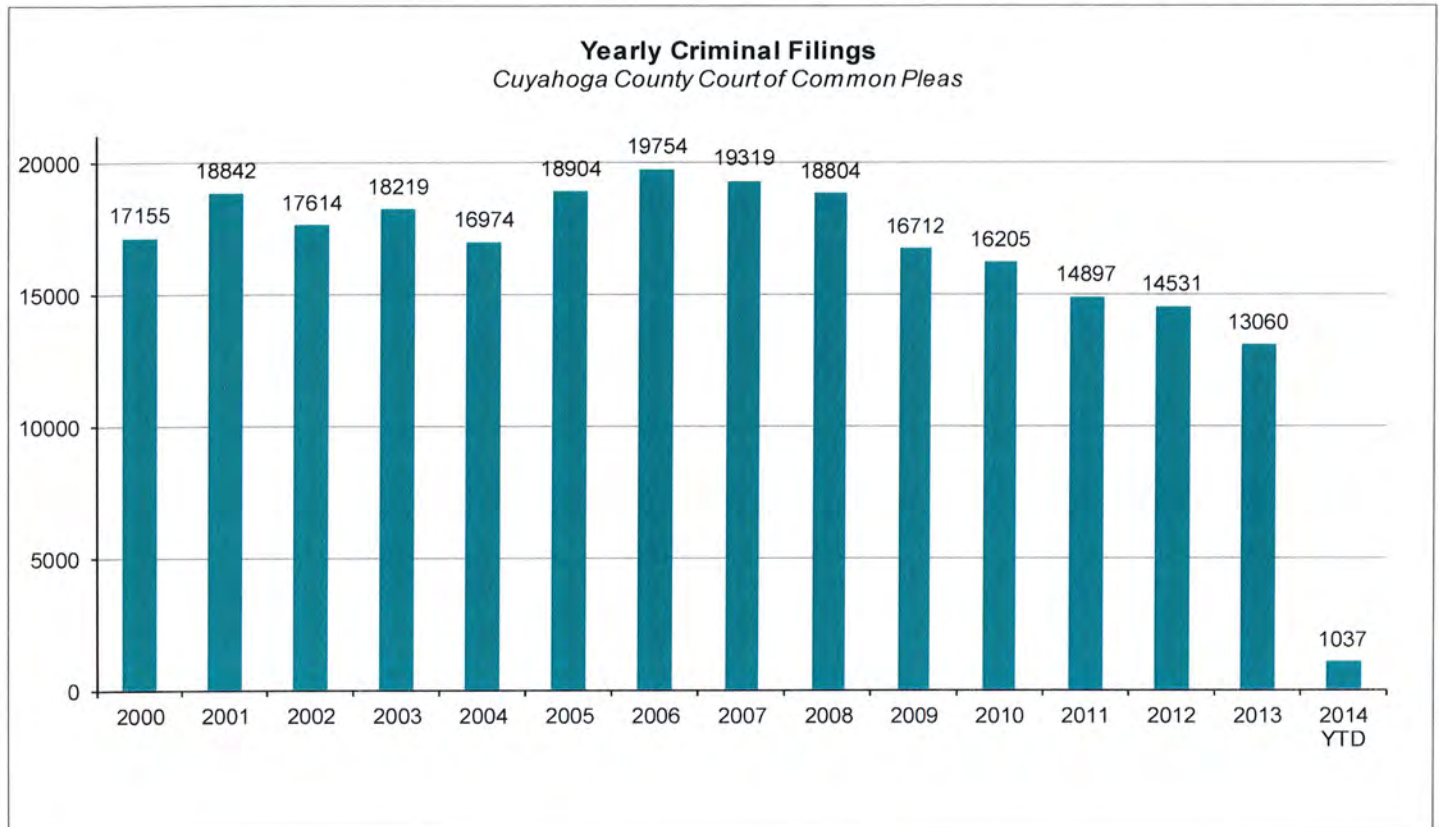
Total Pending Judicial Foreclosure Cases Referred to Magistrates (A) _____	17
Total Pending Judicial Foreclosure Cases Referred to Magistrates (B) _____	18
Total Pending Judicial Foreclosure Cases Referred to Magistrates (C) _____	19
Total Pending Tax Lien & Certificate Cases Referred to Magistrates (A) _____	20
Total Pending Tax Lien & Certificate Cases Referred to Magistrates (B) _____	21
Total Pending Tax Lien & Certificate Cases Referred to Magistrates (C) _____	22
Percentage of Pending Judicial Foreclosure Cases By Filing Year _____	23
Judicial Foreclosure Clearance Rate Year 2011 _____	26
Judicial Foreclosure Clearance Rate Year 2012 _____	24
Judicial Foreclosure Clearance Rate Year 2014 _____	25
Avg. Number of Days to Disp. (Excl. Bank. Stays & Tax Lien & Tax Cert.) _____	27
Avg. Number of Days to Disp. (Excl. Bank. Stays & Incl. Tax Lien & Tax Cert.) _____	28
Total New Judicial Foreclosure Filings _____	29
New Marsh of Lien/Quiet Title/Partition Case Filings for Years 2005 – 2014 YTD _____	30
New Marsh of Lien/Quiet Title/Partition Case Filings by month for 2014 YTD _____	30
New Tax Lien & Certificate Filings for Years 2005 – 2014 YTD _____	31
New Tax Lien & Certificate Filings by Month for Year 2014 YTD _____	31
Total New Judicial Foreclosure Filings Years 2005 – 2014 YTD _____	32
Total New Judicial Foreclosure Filings by Month for Year 2014 YTD _____	32
Magistrate’s Monthly Reports _____	33
Report CMSR1062 - Judicial Foreclosure Statistics by Judge _____	41
Monthly Summary _____	47
Year to Date Summary _____	49
Corrections/Adjustments _____	51

# *Criminal Case Statistics*

# CUYAHOGA COUNTY COMMON PLEAS COURT

## Newly Filed, Re-Activated and Transferred in Cases

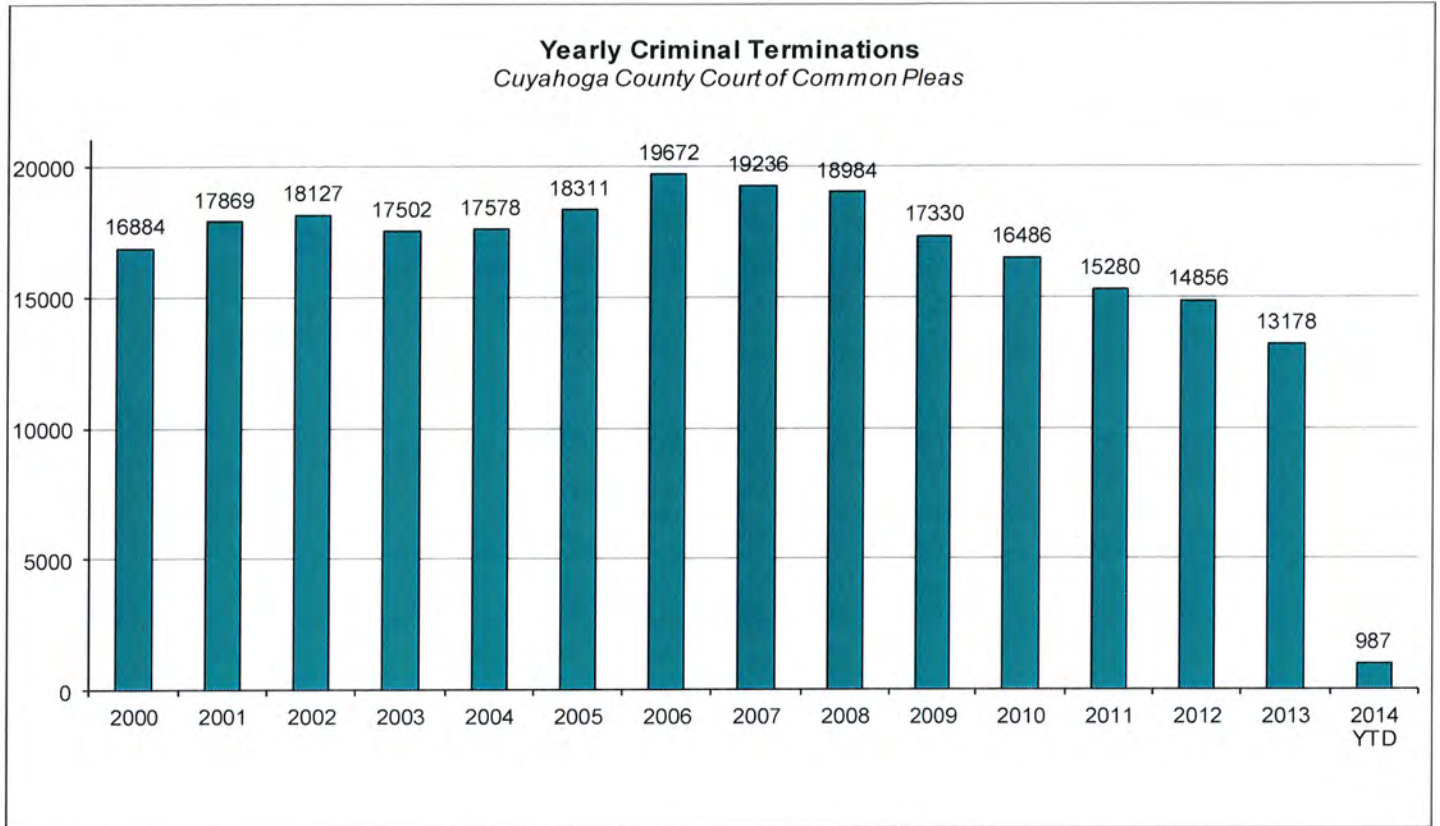
The following chart is a representation of all filed cases in Cuyahoga County Court of Common Pleas from 2000 – January 2014. Newly filed cases are defined as having been arraigned and assigned to a Judge. Re-activated cases are defined as cases where a defendant was unavailable for trial and has now become ready to proceed. Transferred cases are defined as cases moved from one judge's docket to another. This could be due to re-assignment to a Mental Health Judge or after additional information indicates that by Court rule, the case should have been assigned to another Judge.



# CUYAHOGA COUNTY COMMON PLEAS COURT

## Yearly Criminal Terminations

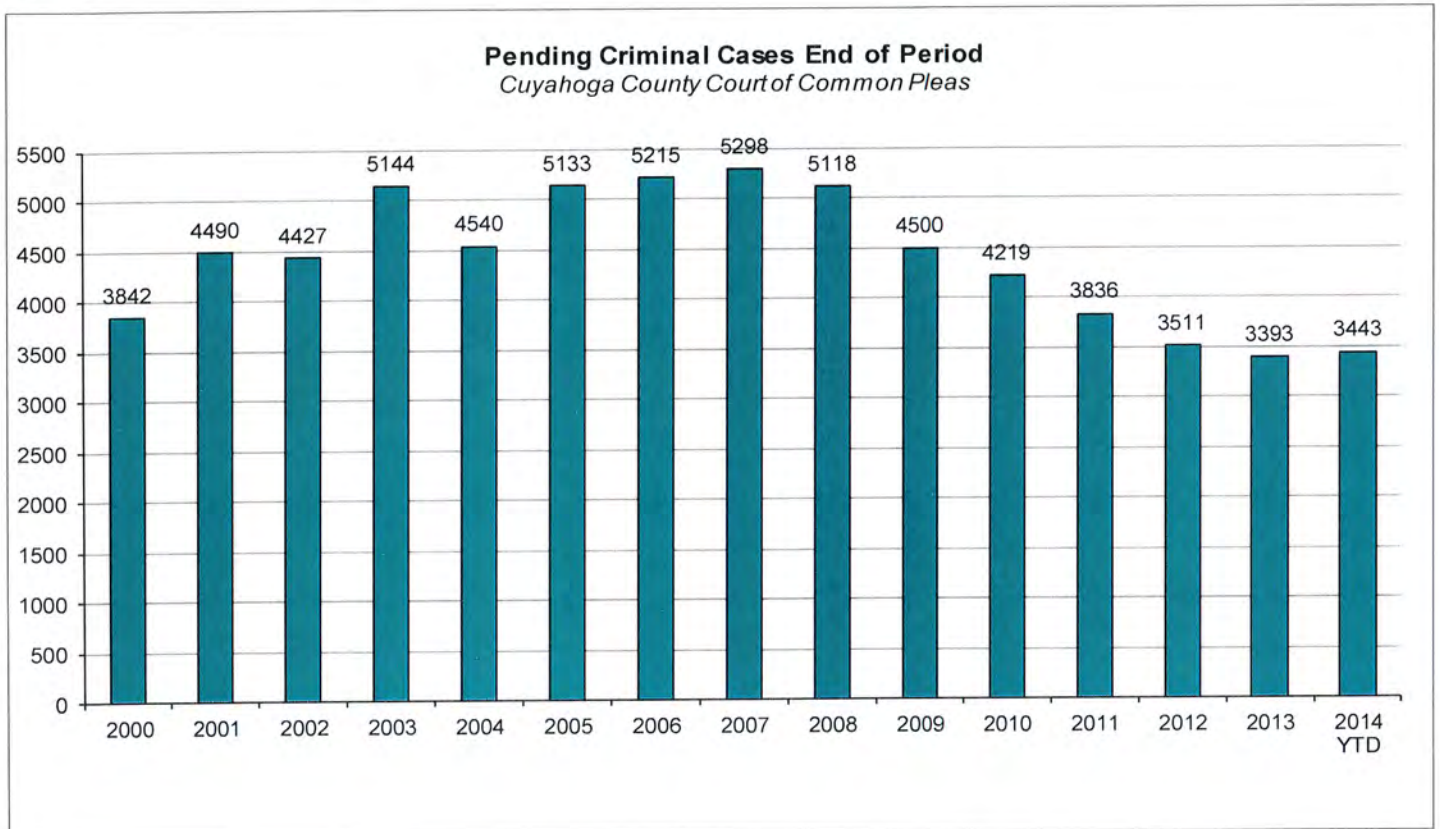
The following chart represents cases that have been terminated by the court from 2000 – January 2014. These cases have been terminated either by trial; plea, dismissal or a defendant is unavailable for trial or sentencing.



# CUYAHOGA COUNTY COMMON PLEAS COURT

## Pending Criminal Cases End of Period

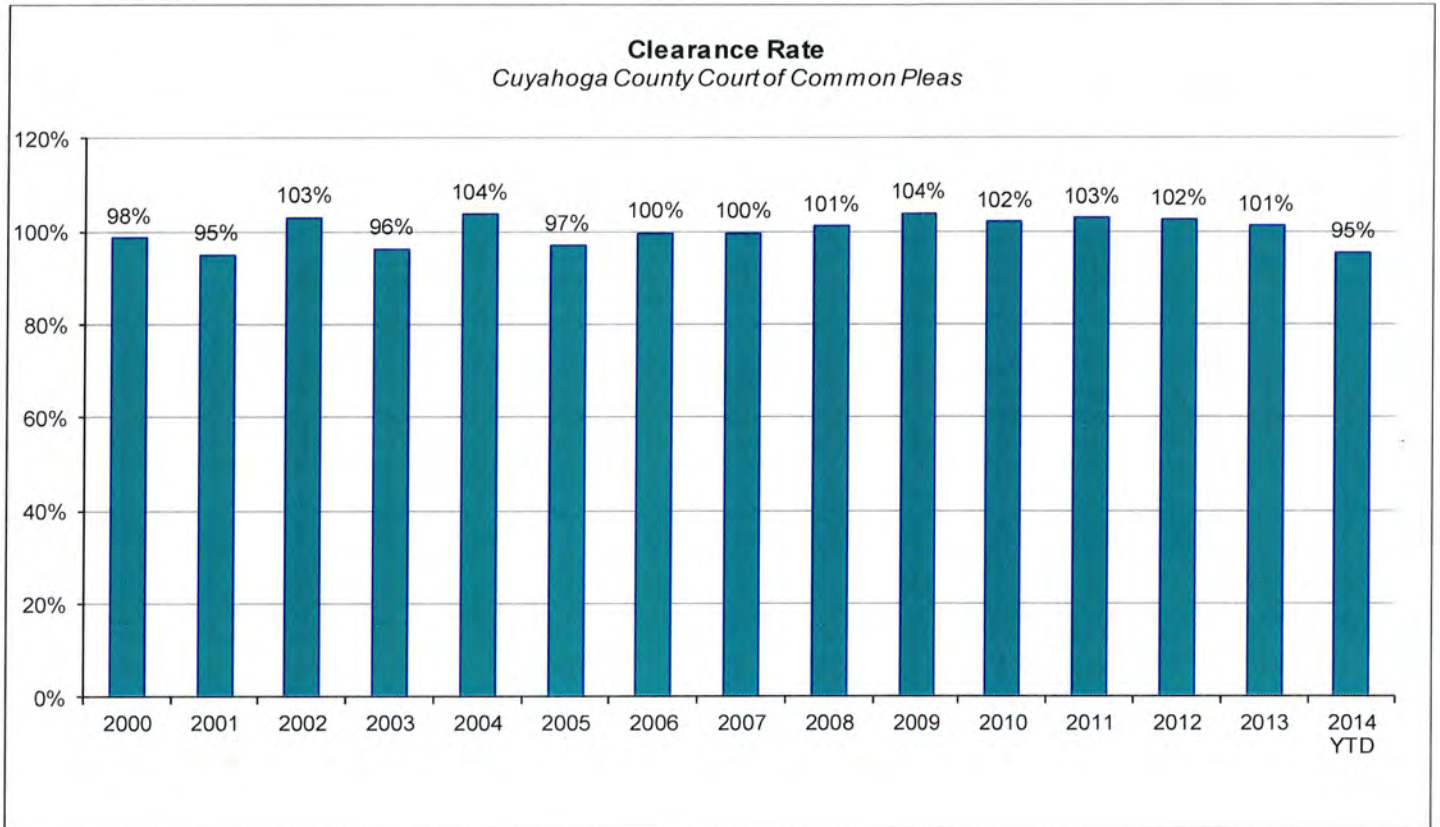
The following chart represents the total number of cases pending at the end of the reporting period from 2000 – January 2014. Pending criminal cases at the end of the period is determined by adding the total number of pending cases at the beginning of the reporting period, and all newly filed, re-activated and transferred in cases. The total number of cases terminated in the period is subtracted from the sum total pending at the beginning of the period to give the value pending at the end of the period.



# CUYAHOGA COUNTY COMMON PLEAS COURT

## Clearance Rate

The Clearance Rate is the total number of outgoing cases as a percentage of the number of incoming cases. Clearance rate measures whether the court is keeping up with its incoming caseload. If cases are not disposed in a timely manner, a backlog of cases awaiting disposition will grow. A Clearance Rate of 100% indicates that at least as many cases have been filed, reopened, or reactivated in a period have been disposed.



## ***Arrest to Disposition Timeline***

Arrest to disposition timeline is a method to measure how felony cases flow through the Cuyahoga County Criminal Justice System. By capturing how long a case takes to move from stage to stage, we can examine where problems may exist and where potential improvements in case processing can be made.

The source data was extracted from the Cuyahoga County Court of Common Pleas Case Management System. The overall population of sample data was based on cases terminated in a given month excluding cases that have gone through diversion programs. A case is defined as a defendant and all charges involved in a single incident. The period for the extracted data is from January 2014.

The stages examined were:

- Arrest to Indictment
- Indictment to Arraignment
- Arraignment to 1<sup>st</sup> Pre-Trial
- 1<sup>st</sup> Pre-Trial to Plea/Trial
- Plea/Trial to Termination

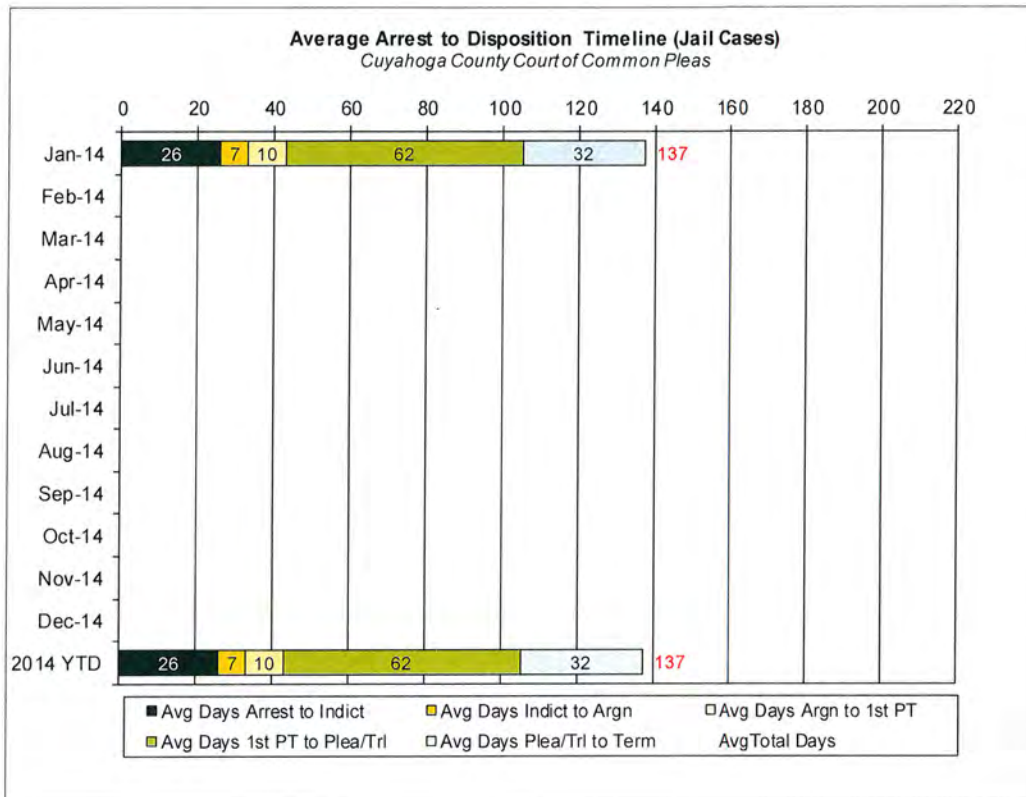
Due to the fact that each case may or may not have all of the stage date elements, a method to arrive at stage averages was applied. For a case to be included in the average for a stage there would need to be both dates for the given stage. A case would be included in the Arrest to Indictment stage if both arrest date and indictment date were available. This method was applied to each of the five stages. Next we calculated the total number of cases that met the date criteria for each of the ranges and also the total number of days between each date. To arrive at an average, the total number of days for each case in each range was calculated and divided by the total number of cases that met the date criteria. If a case had a time period or periods where the defendant was capiased or referred to the Psych Clinic, that amount of time was subtracted from the appropriate range. For re-indicted cases, the original arrest date is used.

The following three charts are for Jail, Non-Jail and combined Jail and Non-Jail cases. Jail and Non-Jail cases are defined by the posting of bond prior to plea or trial.



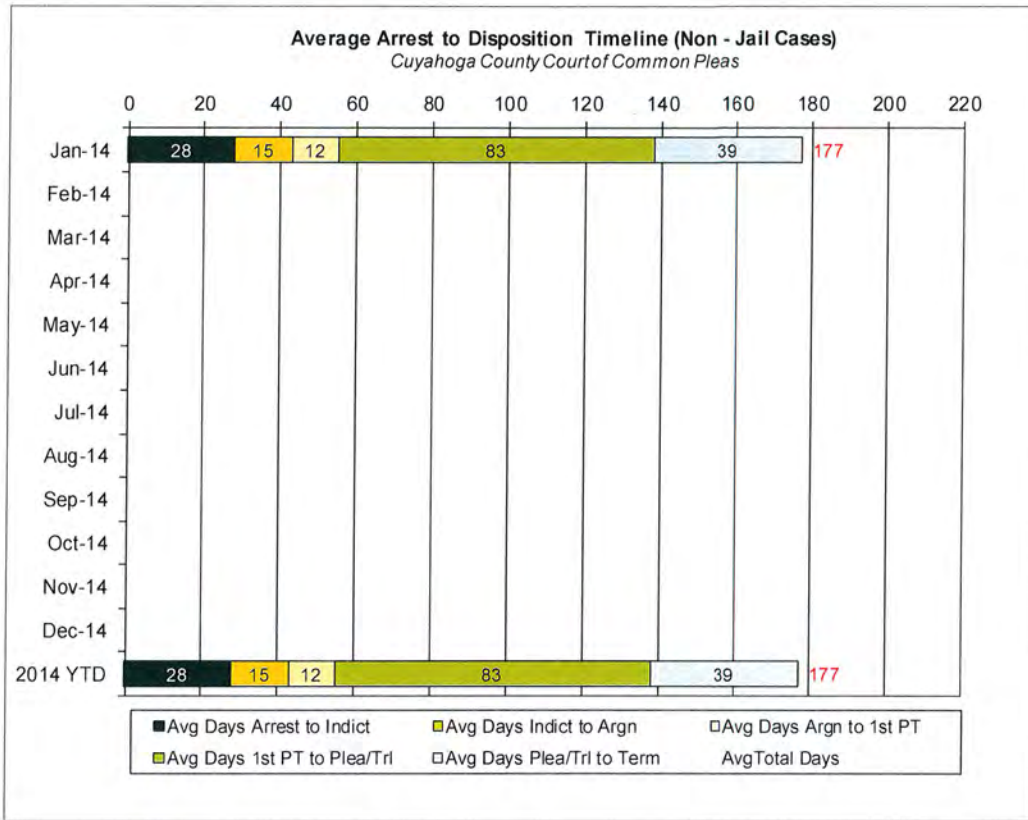
# CUYAHOGA COUNTY COMMON PLEAS COURT

## Average Arrest to Disposition Timeline (Jail Cases)



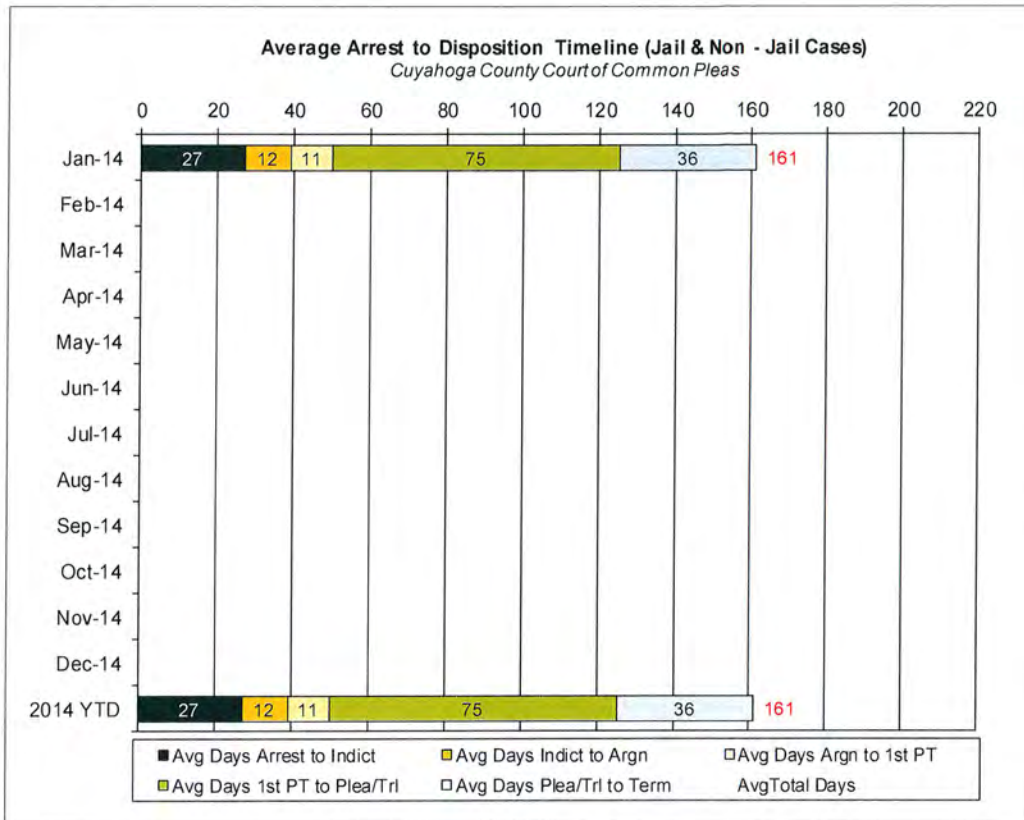
# CUYAHOGA COUNTY COMMON PLEAS COURT

## Average Arrest to Disposition Timeline (Non-Jail Cases)



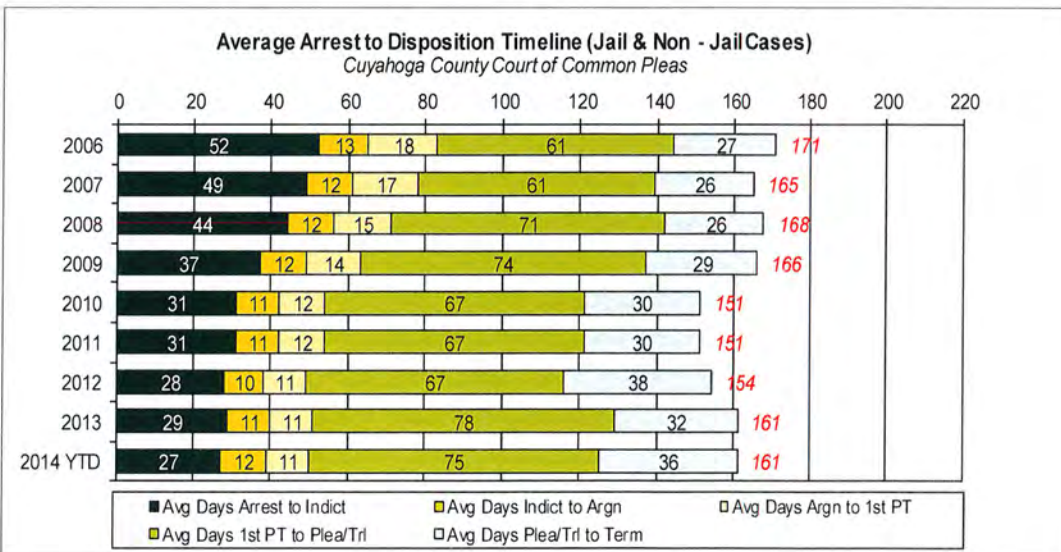
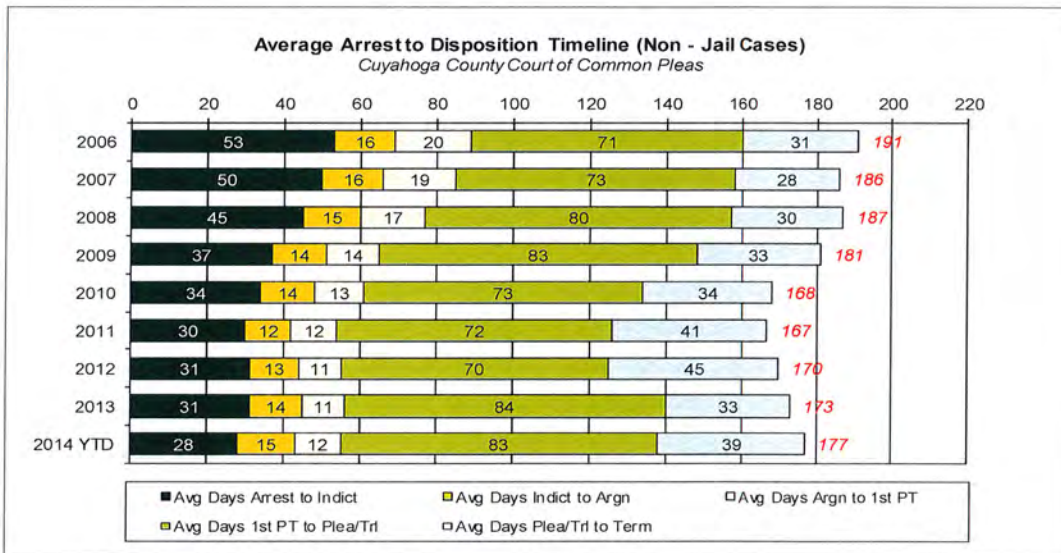
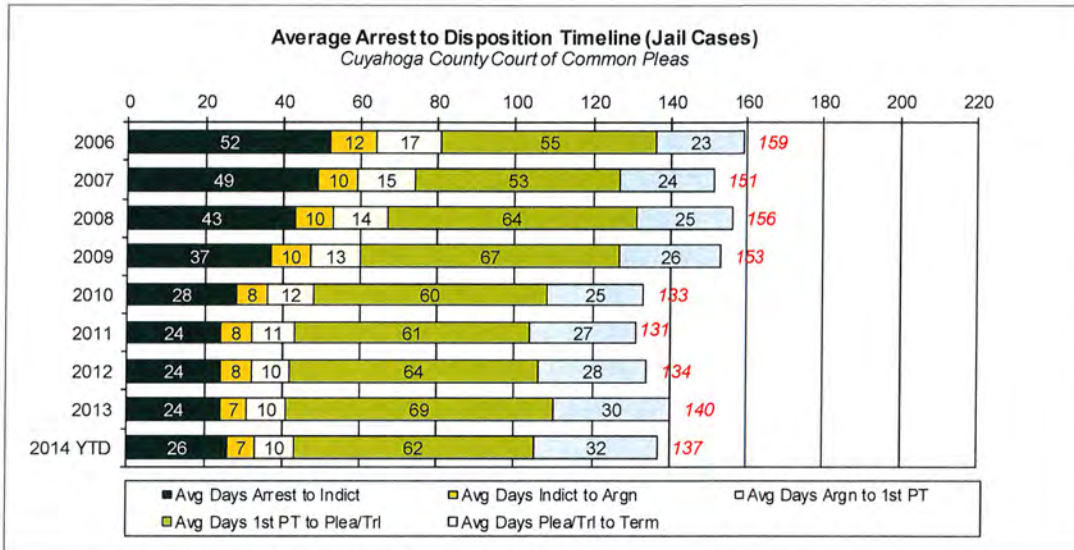
# CUYAHOGA COUNTY COMMON PLEAS COURT

## Average Arrest to Disposition Timeline (Jail and Non-Jail Cases)



# CUYAHOGA COUNTY COMMON PLEAS COURT

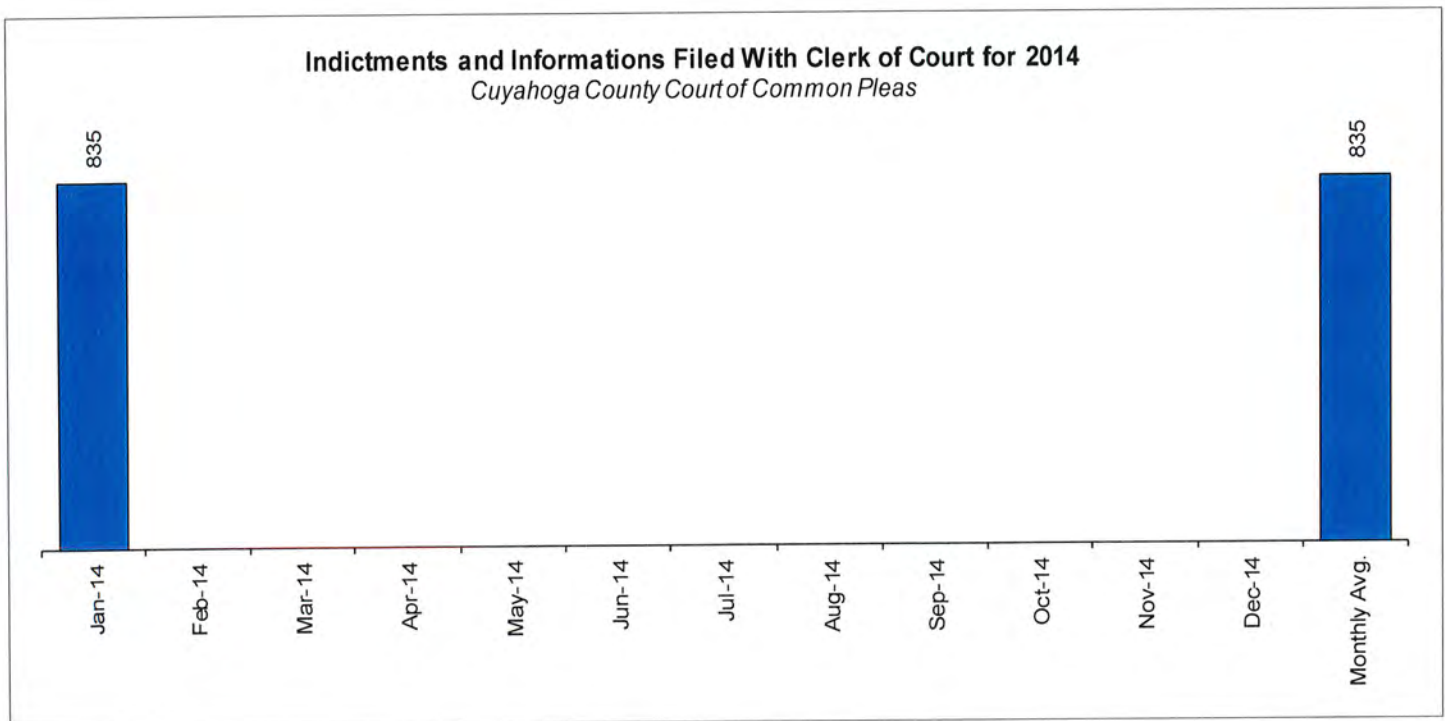
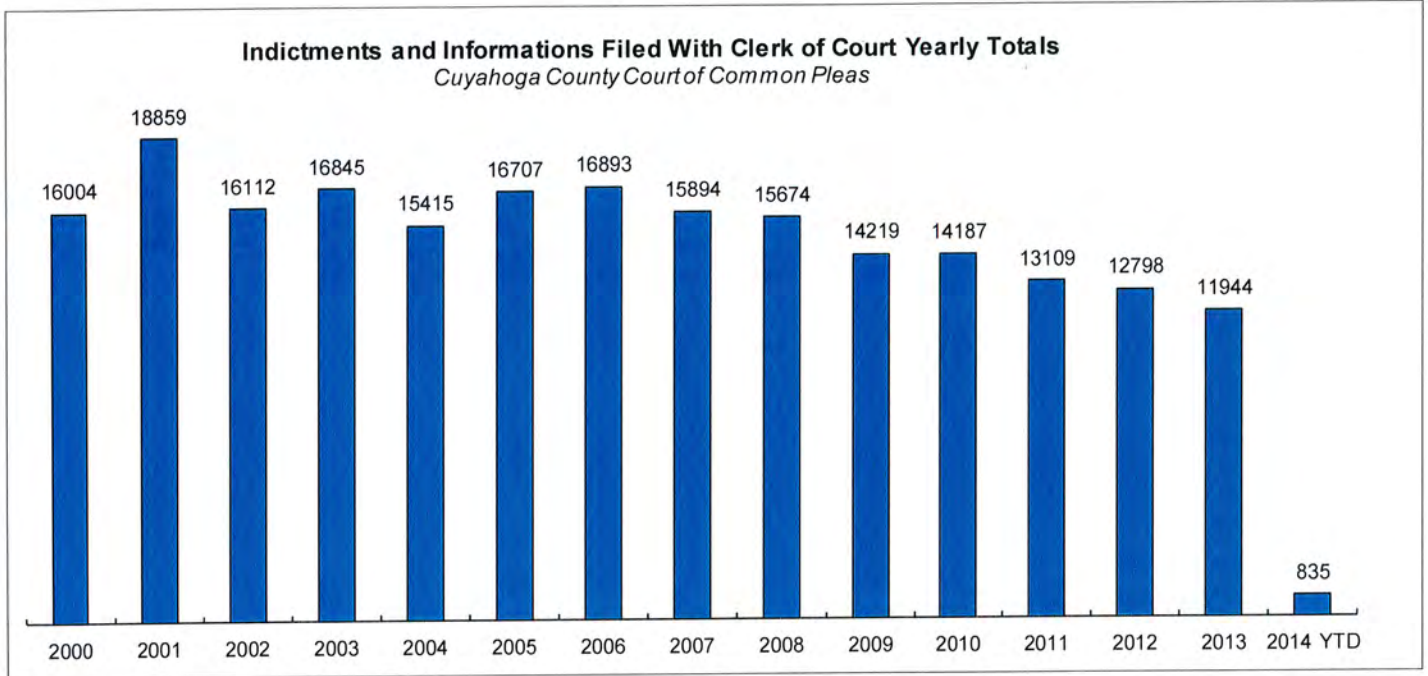
## Yearly Average Arrest to Disposition Timeline



# CUYAHOGA COUNTY COMMON PLEAS COURT

## Indictments and Informations Filed With the Clerk of Courts

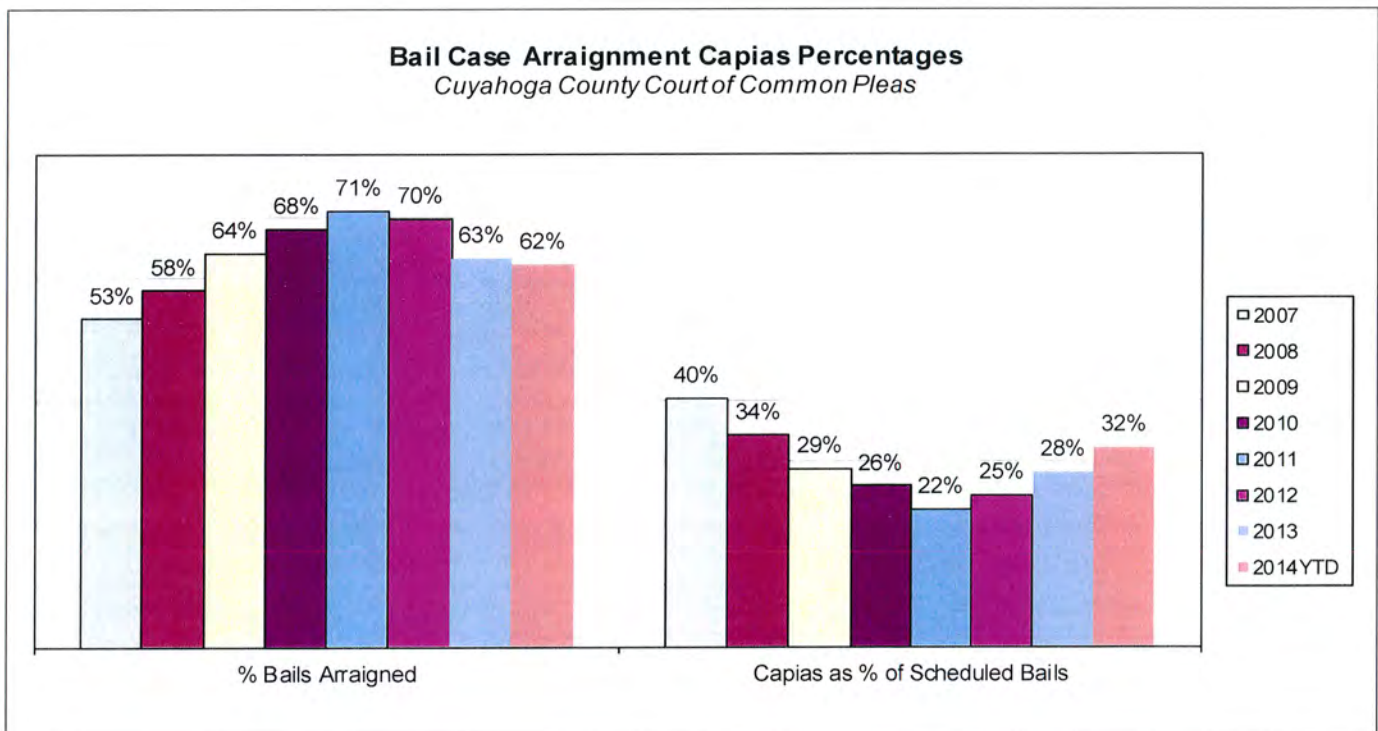
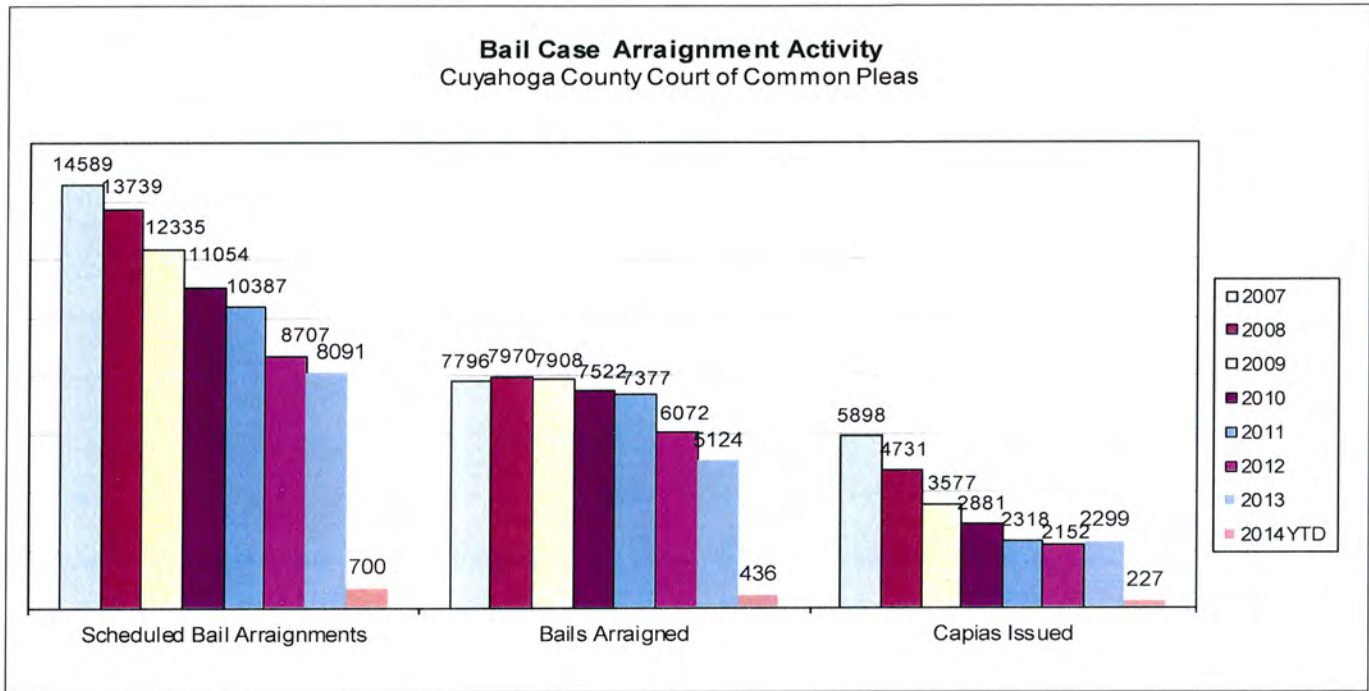
The following charts are reflective of Indictments and Informations filed with the Criminal Clerk of Courts from 2000. The source for this information was the Criminal Clerk's Office.



# CUYAHOGA COUNTY COMMON PLEAS COURT

## Bail Case Arraignment Activity

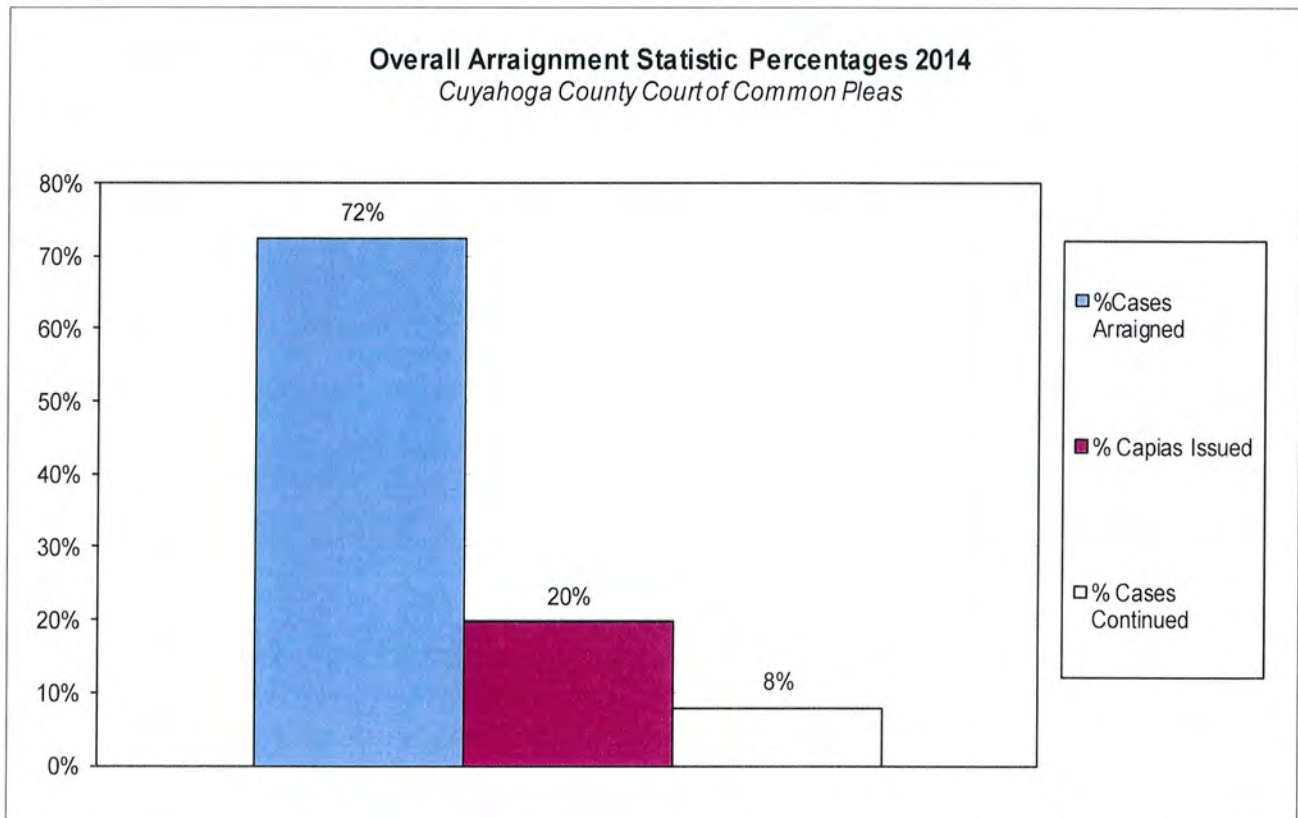
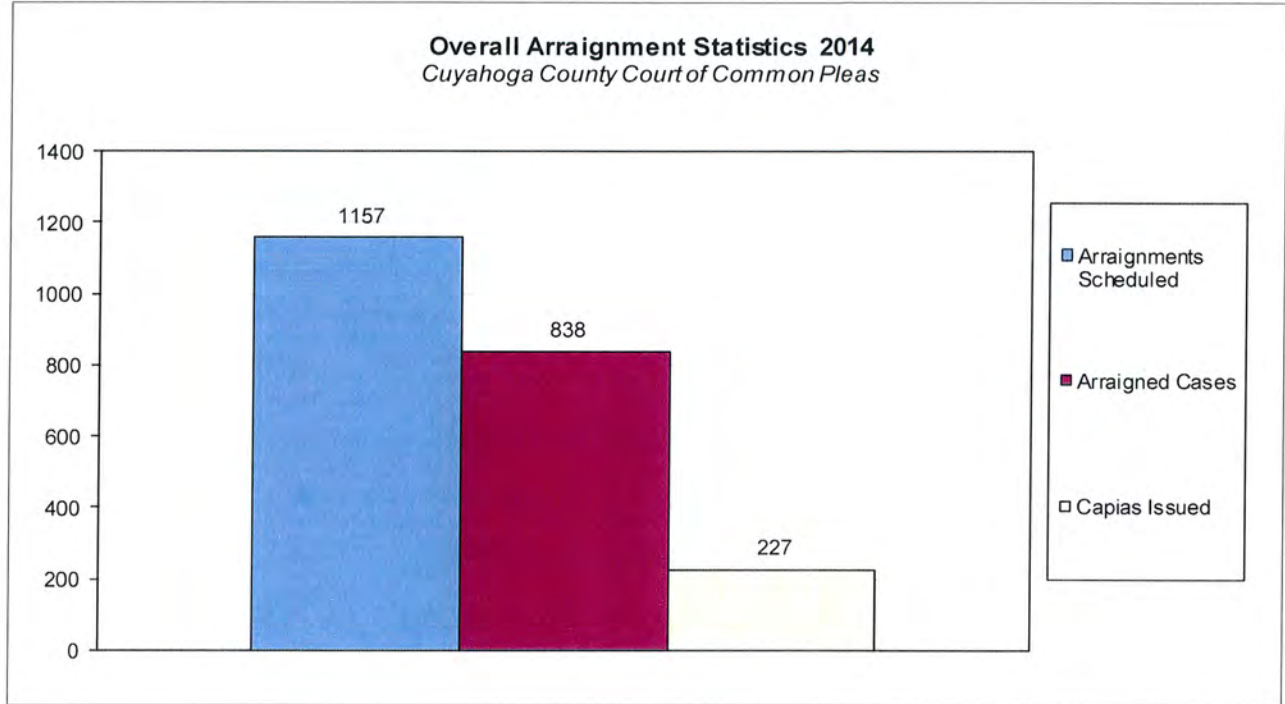
The following charts are reflective of arraignment activity where the defendant was not incarcerated at the time of arraignment. The source for this information was the Criminal Records Department.



# CUYAHOGA COUNTY COMMON PLEAS COURT

## Overall Arraignment Statistics

The arraignment statistics were provided by the Criminal Records Department. They are provided to give a representation of arraignment activity in the Court in 2014. These statistics include jail and non – jail arraignments.



# Judicial Foreclosure Statistics<sup>1</sup>

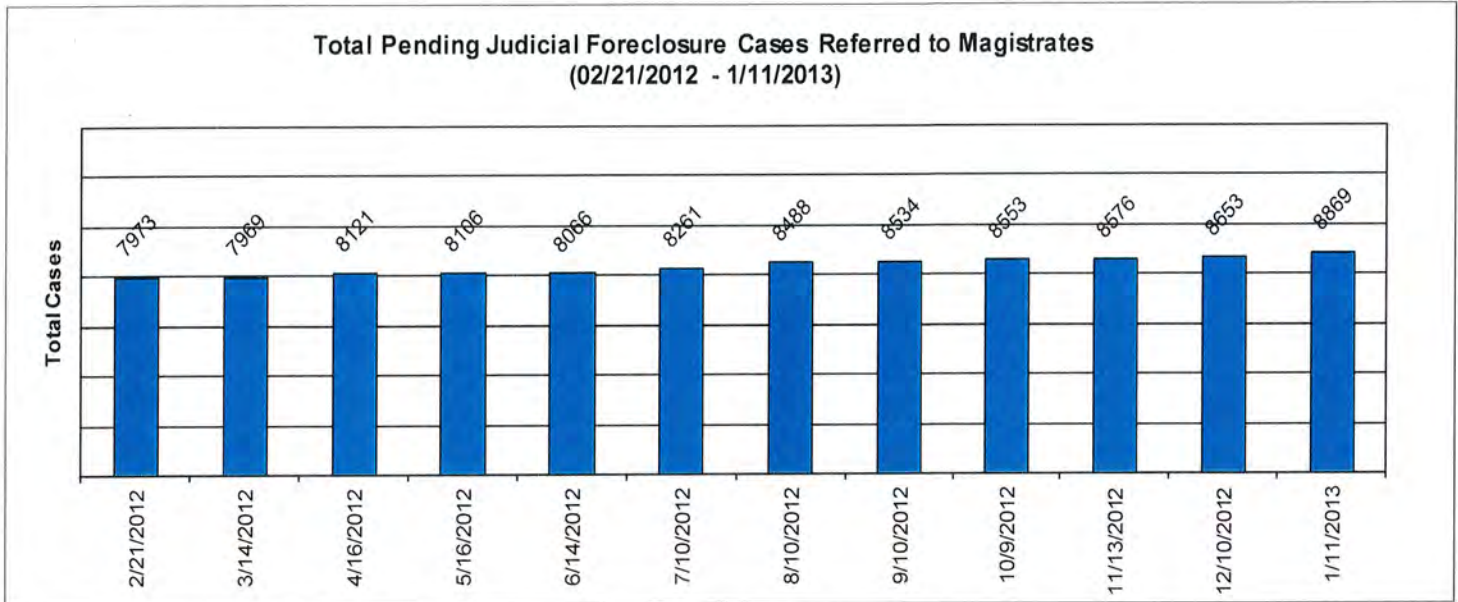
<sup>1</sup> For clarification purposes, Foreclosure cases in this report are identified as Judicial Foreclosure filings (filing codes 1460 (Foreclosure Marsh. Of Lien), 1465(Tax Lien), 1466 (Tax Certificate), 1470 (Quiet Title), and 1480 (Partition)). These cases are different from Board of Revision Foreclosures, which are not reported here.



# CUYAHOGA COUNTY COMMON PLEAS COURT

## Total Pending Judicial Foreclosure Cases Referred to Magistrates (A)

The following chart is a display of the total number of pending Judicial Foreclosure cases referred to the Magistrates on specific dates. The table below shows the number of these cases pending from each year since 1990.

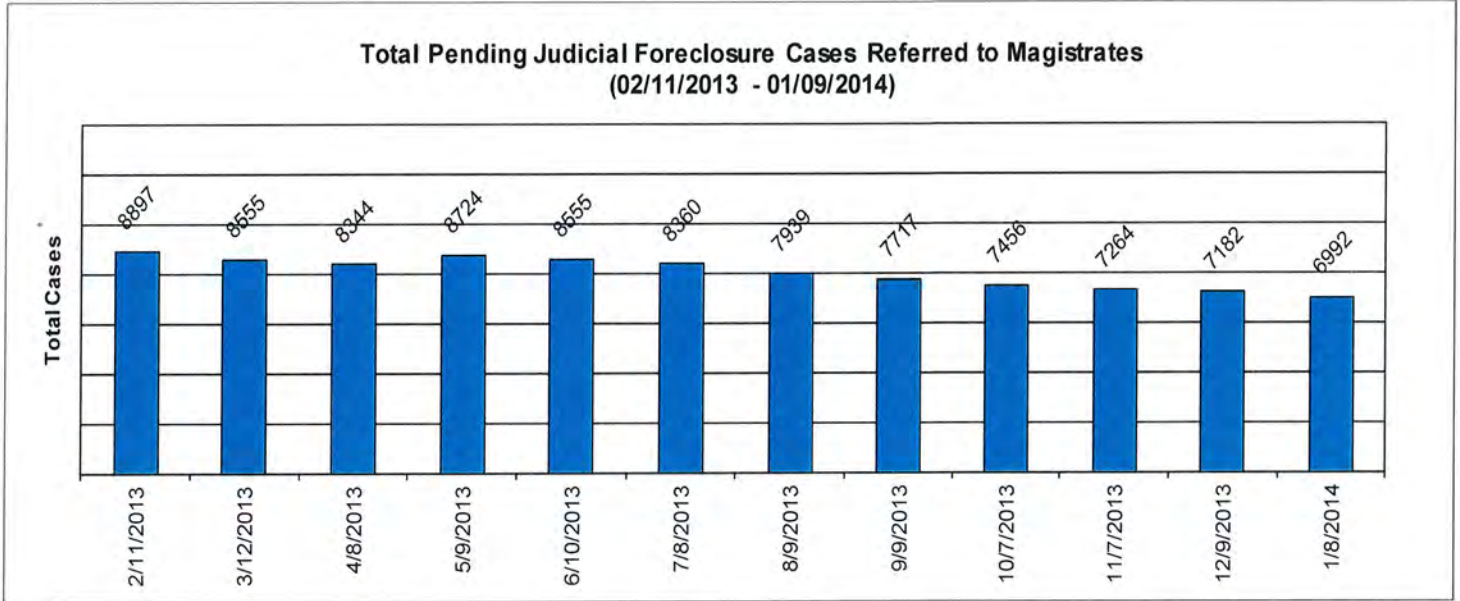


	As of:	2/21/2012	3/14/2012	4/16/2012	5/16/2012	6/14/2012	7/10/2012	8/10/2012	9/10/2012	10/9/2012	11/13/2012	12/10/2012	1/11/2013
<b>Year</b>													
1990		0	0	0	0	0	0	0	0	0	0	0	0
1991		0	0	0	0	0	0	0	0	0	0	0	0
1992		0	0	0	0	0	0	0	0	0	0	0	0
1993		0	0	0	0	0	0	0	0	0	0	0	0
1994		0	0	0	0	0	0	0	0	0	0	0	0
1995		0	0	0	0	0	0	0	0	0	0	0	0
1996		0	0	0	0	0	0	0	0	0	0	0	0
1997		0	0	0	0	0	0	0	0	0	0	0	0
1998		0	0	0	0	0	0	0	0	0	0	0	0
1999		0	0	0	0	0	0	0	0	0	0	0	0
2000		0	0	0	0	0	0	0	0	0	0	0	0
2001		0	0	0	0	0	0	0	0	0	1	1	0
2002		10	10	10	11	10	10	10	10	10	10	10	10
2003		2	2	2	2	2	2	2	2	2	2	2	2
2004		3	3	2	2	2	2	2	1	2	1	1	1
2005		0	0	0	0	1	2	2	2	2	2	2	2
2006		8	8	8	8	8	7	5	5	5	5	5	5
2007		16	17	18	34	32	36	34	31	31	29	29	27
2008		28	30	26	24	23	23	20	18	15	13	14	12
2009		165	155	154	140	129	126	120	122	114	105	101	94
2010		742	661	572	491	445	415	392	343	293	261	240	221
2011		5528	4981	4267	3615	3096	2728	2283	1916	1619	1384	1204	1041
2012		1471	2102	3062	3779	4318	4910	5618	6084	6460	6763	7044	7175
2013													279
<b>Total</b>		<b>7973</b>	<b>7969</b>	<b>8121</b>	<b>8106</b>	<b>8066</b>	<b>8261</b>	<b>8488</b>	<b>8534</b>	<b>8553</b>	<b>8576</b>	<b>8653</b>	<b>8869</b>

# CUYAHOGA COUNTY COMMON PLEAS COURT

## Total Pending Judicial Foreclosure Cases Referred to Magistrates (B)

The following chart is a display of the total number of pending Judicial Foreclosure cases referred to the Magistrates on specific dates. The table below shows the number of these cases pending from each year since 1990.




	As of:	2/11/2013	3/12/2013	4/8/2013	5/9/2013	6/10/2013	7/8/2013	8/9/2013	9/9/2013	10/7/2013	11/7/2013	12/9/2013	1/8/2014
<b>Year</b>		0	0	0	0	0	0	0	0	0	0	0	0
1990		0	0	0	0	0	0	0	0	0	0	0	0
1991		0	0	0	0	0	0	0	0	0	0	0	0
1992		0	0	0	0	0	0	0	0	0	0	0	0
1993		0	0	0	0	0	0	0	0	0	0	0	0
1994		0	0	0	0	0	0	0	0	0	0	0	0
1995		0	0	0	0	0	0	0	0	0	0	0	0
1996		0	0	0	0	0	0	0	0	0	0	0	0
1997		0	0	0	0	0	0	0	0	0	0	0	0
1998		0	0	0	0	0	0	0	0	0	0	0	0
1999		0	0	0	0	0	0	0	0	0	0	0	0
2000		0	0	0	0	0	0	0	0	0	0	0	0
2001		0	0	0	0	0	0	0	1	0	1	1	1
2002		10	10	10	1	2	2	2	1	0	0	1	1
2003		2	2	2	2	2	2	2	2	3	3	2	2
2004		1	1	1	1	1	1	1	1	1	1	0	0
2005		3	3	2	2	2	2	2	2	1	1	1	1
2006		7	7	6	8	4	4	3	3	3	3	3	3
2007		27	28	29	29	27	8	9	9	8	8	8	8
2008		13	13	12	12	14	11	11	9	11	16	18	17
2009		93	79	75	66	62	58	55	39	29	28	40	29
2010		205	175	146	134	126	116	99	88	80	74	71	62
2011		949	810	713	600	505	456	388	345	303	271	243	220
2012		6684	5850	5226	4467	3807	3362	2824	2494	2128	1783	1526	1311
2013		903	1577	2122	3402	4003	4338	4543	4723	4889	5075	5268	5281
2014													56

# CUYAHOGA COUNTY COMMON PLEAS COURT

## **Total Pending Judicial Foreclosure Cases Referred to Magistrates (C)**

The following chart is a display of the total number of pending Judicial Foreclosure cases referred to the Magistrates on specific dates. The table below shows the number of these cases pending from each year since 1990.




Year	As of:	2/10/2014																		
1990		0																		
1991		0																		
1992		0																		
1993		0																		
1994		0																		
1995		0																		
1996		0																		
1997		0																		
1998		0																		
1999		0																		
2000		0																		
2001		0																		
2002		1																		
2003		2																		
2004		0																		
2005		1																		
2006		2																		
2007		7																		
2008		16																		
2009		28																		
2010		59																		
2011		205																		
2012		1087																		
2013		4773																		
2014		707																		
<b>Total</b>		<b>6888</b>																		

# CUYAHOGA COUNTY COMMON PLEAS COURT

## Total Pending Tax Lien & Certificate Cases Referred to Magistrates (A)

The following chart is a display of the number of pending tax Judicial Foreclosure cases referred to the Magistrates on specific dates. The table below shows the number of pending tax Judicial Foreclosure cases in each year since 1990.

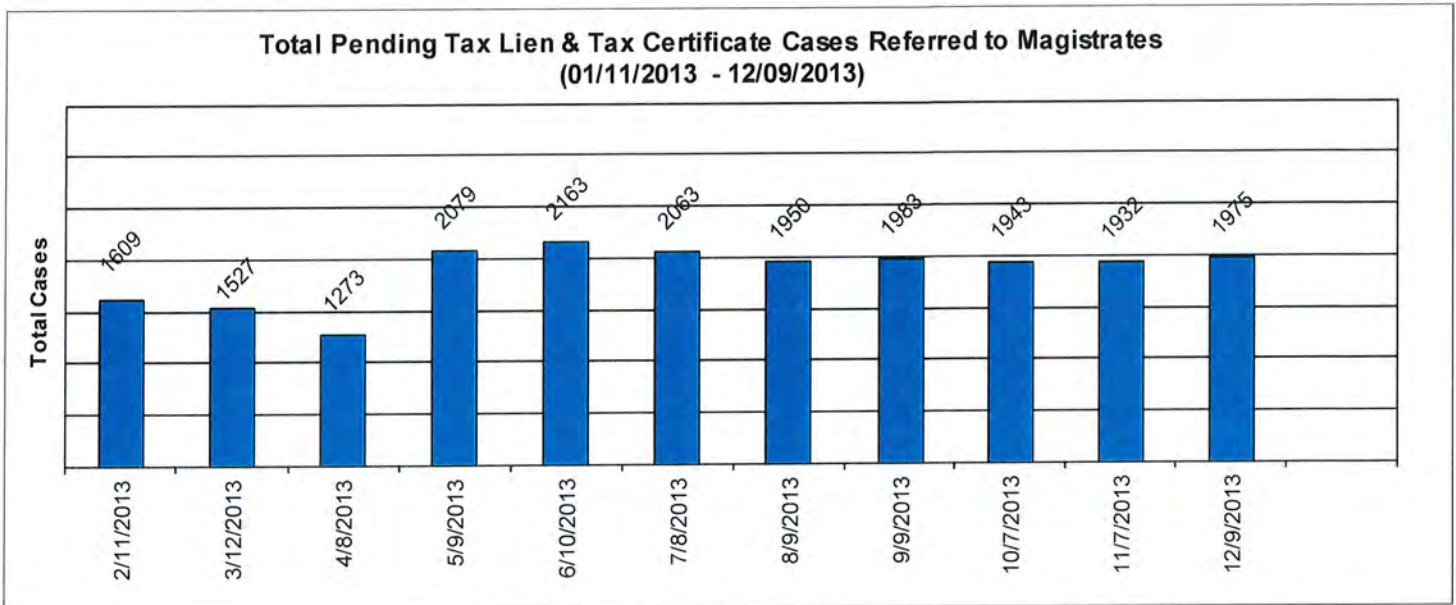


	As of:	2/21/2012	3/14/2012	4/16/2012	5/16/2012	6/14/2012	7/10/2012	8/10/2012	9/10/2012	10/9/2012	11/13/2012	12/10/2012	1/11/2013
<b>Year</b>													
1990		0	0	0	0	0	0	0	0	0	0	0	0
1991		0	0	0	0	0	0	0	0	0	0	0	0
1992		0	0	0	0	0	0	0	0	0	0	0	0
1993		0	0	0	0	0	0	0	0	0	0	0	0
1994		0	0	0	0	0	0	0	0	0	0	0	0
1995		0	0	0	0	0	0	0	0	0	0	0	0
1996		0	0	0	0	0	0	0	0	0	0	0	0
1997		0	0	0	0	0	0	0	0	0	0	0	0
1998		0	0	0	0	0	0	0	0	0	0	0	0
1999		0	0	0	0	0	0	0	0	0	0	0	0
2000		0	0	0	0	0	0	0	0	0	0	0	0
2001		0	0	0	0	0	0	0	0	0	0	0	0
2002		0	0	0	1	0	0	0	0	0	0	0	0
2003		0	0	0	0	0	0	0	0	0	0	0	0
2004		0	1	1	2	2	2	2	1	2	1	1	1
2005		1	0	0	0	0	0	0	0	0	0	0	0
2006		1	1	1	1	2	1	0	0	0	0	0	0
2007		5	5	5	4	4	5	5	4	3	3	3	3
2008		5	5	8	5	5	5	4	4	3	2	2	2
2009		80	79	78	77	69	67	63	55	53	48	46	36
2010		157	141	138	127	113	111	103	93	87	75	75	73
2011		957	888	785	693	576	529	444	401	367	338	318	280
2012		320	365	415	473	497	540	512	560	665	710	865	997
2013													120
<b>Total</b>		<b>1526</b>	<b>1485</b>	<b>1431</b>	<b>1383</b>	<b>1268</b>	<b>1260</b>	<b>1133</b>	<b>1118</b>	<b>1180</b>	<b>1177</b>	<b>1310</b>	<b>1512</b>

# CUYAHOGA COUNTY COMMON PLEAS COURT

## **Total Pending Tax Lien & Certificate Cases Referred to Magistrates (B)**

The following chart is a display of the number of pending tax Judicial Foreclosure cases referred to the Magistrates on specific dates. The table below shows the number of pending tax Judicial Foreclosure cases in each year since 1990.




	As of:	2/11/2013	3/12/2013	4/8/2013	5/9/2013	6/10/2013	7/8/2013	8/9/2013	9/9/2013	10/7/2013	11/7/2013	12/9/2013
<b>Year</b>		0	0	0	0	0	0	0	0	0	0	0
1990		0	0	0	0	0	0	0	0	0	0	0
1991		0	0	0	0	0	0	0	0	0	0	0
1992		0	0	0	0	0	0	0	0	0	0	0
1993		0	0	0	0	0	0	0	0	0	0	0
1994		0	0	0	0	0	0	0	0	0	0	0
1995		0	0	0	0	0	0	0	0	0	0	0
1996		0	0	0	0	0	0	0	0	0	0	0
1997		0	0	0	0	0	0	0	0	0	0	0
1998		0	0	0	0	0	0	0	0	0	0	0
1999		0	0	0	0	0	0	0	0	0	0	0
2000		0	0	0	0	0	0	0	0	0	0	0
2001		0	0	0	0	0	0	0	0	0	1	1
2002		0	0	0	0	0	0	0	1	0	0	0
2003		0	0	0	0	0	0	0	0	1	1	0
2004		1	1	1	1	1	1	1	1	1	1	0
2005		1	1	0	0	0	0	0	0	0	0	0
2006		0	0	1	3	1	1	1	6	1	1	1
2007		4	4	4	4	4	4	5	5	5	4	4
2008		3	2	1	1	1	1	1	2	4	6	6
2009		36	28	25	23	22	17	17	20	15	9	15
2010		69	58	46	41	40	36	32	34	33	10	34
2011		272	243	213	187	163	145	132	126	117	117	112
2012		1109	1029	982	924	869	795	709	682	608	532	468
2013		114	161	192	895	1062	1063	1052	1106	1158	1250	1334
<b>Total</b>		<b>1609</b>	<b>1527</b>	<b>1273</b>	<b>2079</b>	<b>2163</b>	<b>2063</b>	<b>1950</b>	<b>1983</b>	<b>1943</b>	<b>1932</b>	<b>1975</b>

# CUYAHOGA COUNTY COMMON PLEAS COURT

## **Total Pending Tax Lien & Certificate Cases Referred to Magistrates (C)**

The following chart is a display of the number of pending tax Judicial Foreclosure cases referred to the Magistrates on specific dates. The table below shows the number of pending tax Judicial Foreclosure cases in each year since 1990.

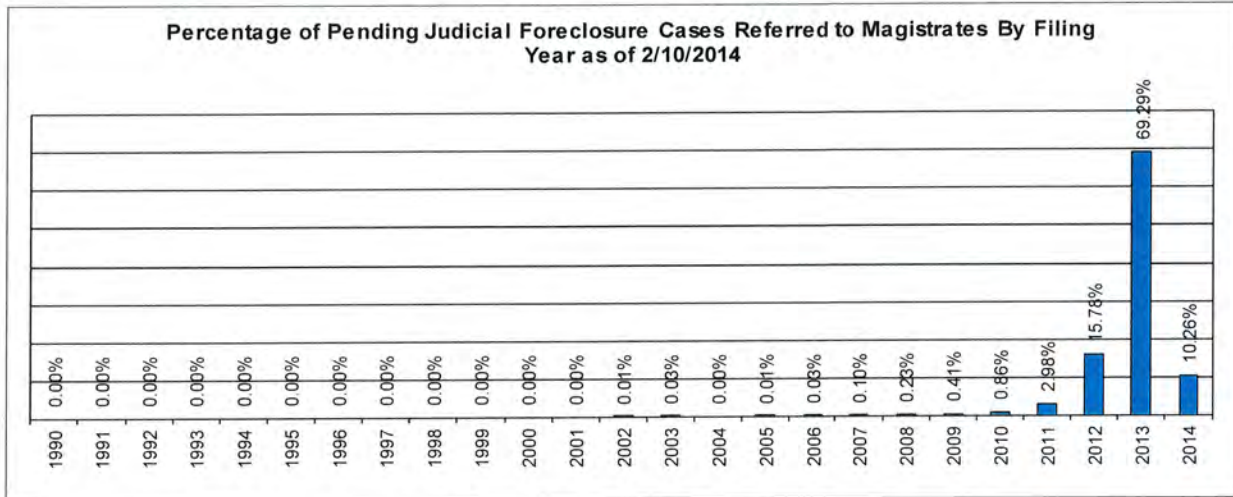


Year	As of:	2/10/2014																		
1990		0																		
1991		0																		
1992		0																		
1993		0																		
1994		0																		
1995		0																		
1996		0																		
1997		0																		
1998		0																		
1999		0																		
2000		0																		
2001		0																		
2002		0																		
2003		0																		
2004		0																		
2005		0																		
2006		1																		
2007		2																		
2008		6																		
2009		15																		
2010		27																		
2011		96																		
2012		317																		
2013		1291																		
2014		112																		
<b>Total</b>		<b>1867</b>																		

# CUYAHOGA COUNTY COMMON PLEAS COURT

## ***Percentage of Pending Judicial Foreclosure Cases By Filing Year***

The following chart is a representation of the total number of pending Judicial Foreclosure cases by filing year expressed as a percentage on a specific date. The table below is the supporting data for this chart.

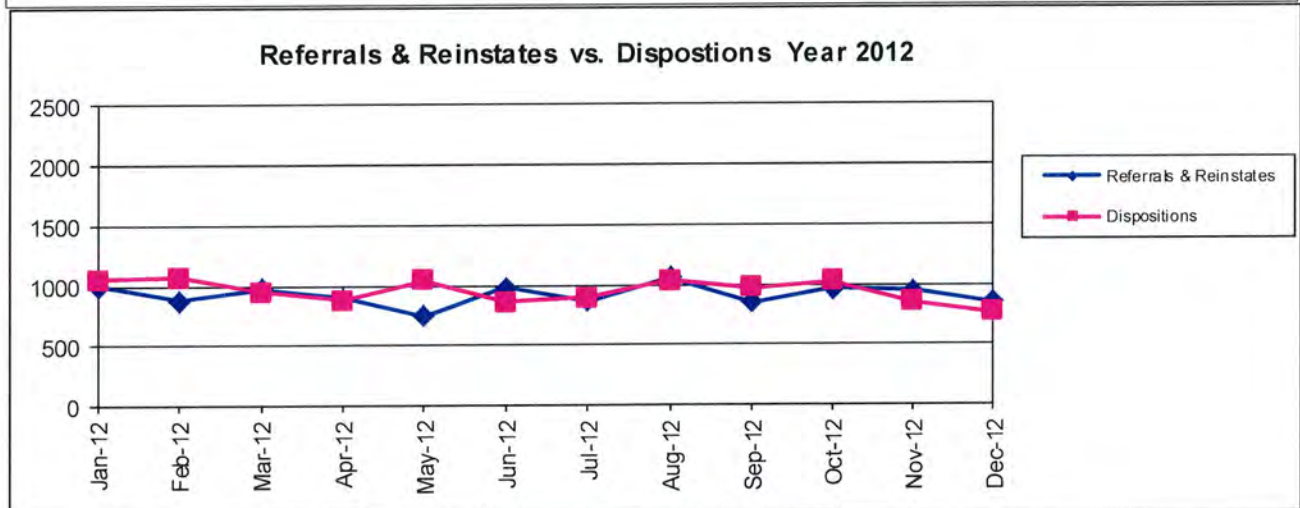
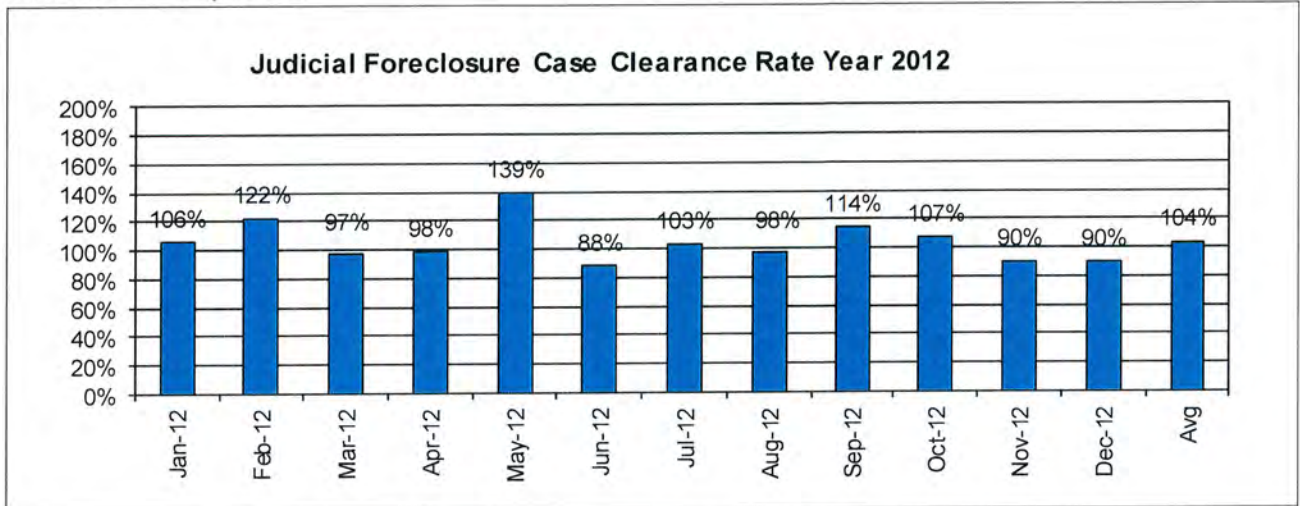


Year	As of:	% of Total
	2/10/2014	
1990	0	0.00%
1991	0	0.00%
1992	0	0.00%
1993	0	0.00%
1994	0	0.00%
1995	0	0.00%
1996	0	0.00%
1997	0	0.00%
1998	0	0.00%
1999	0	0.00%
2000	0	0.00%
2001	0	0.00%
2002	1	0.01%
2003	2	0.03%
2004	0	0.00%
2005	1	0.01%
2006	2	0.03%
2007	7	0.10%
2008	16	0.23%
2009	28	0.41%
2010	59	0.86%
2011	205	2.98%
2012	1087	15.78%
2013	4773	69.29%
2014	707	10.26%

# CUYAHOGA COUNTY COMMON PLEAS COURT

## Judicial Foreclosure Clearance Rate Year 2012

The Clearance Rate is the number of outgoing cases as a percentage of the number of incoming cases. Clearance rate measures whether the court is keeping up with its incoming caseload. If cases are not disposed in a timely manner, a backlog of cases awaiting disposition will grow. A Clearance Rate of 100% indicates that at least as many cases as have been filed, reopened, or reactivated in a period have been disposed.



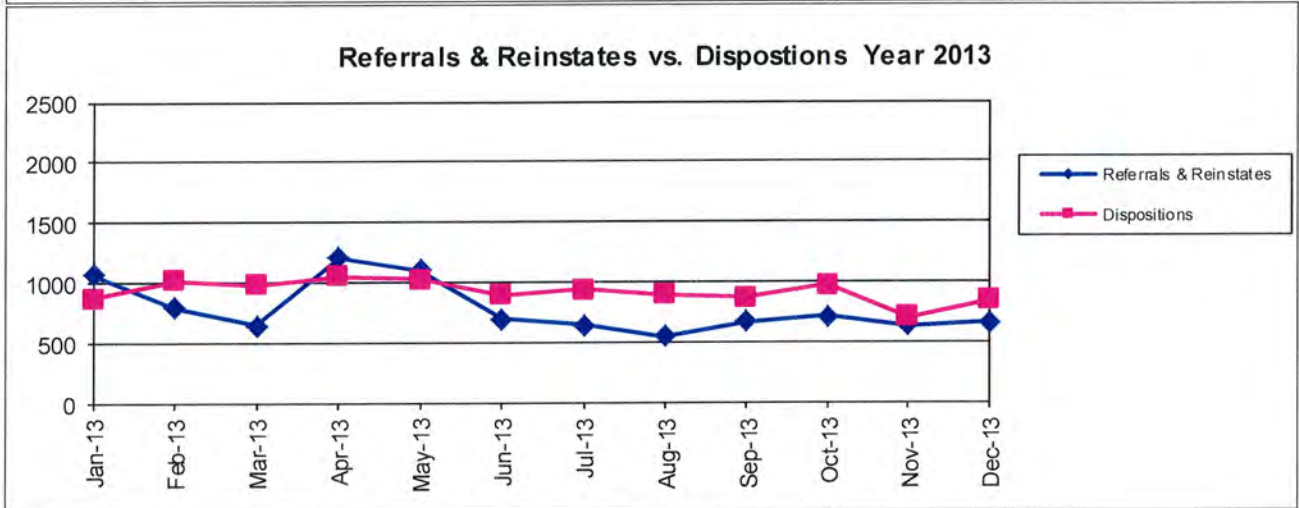
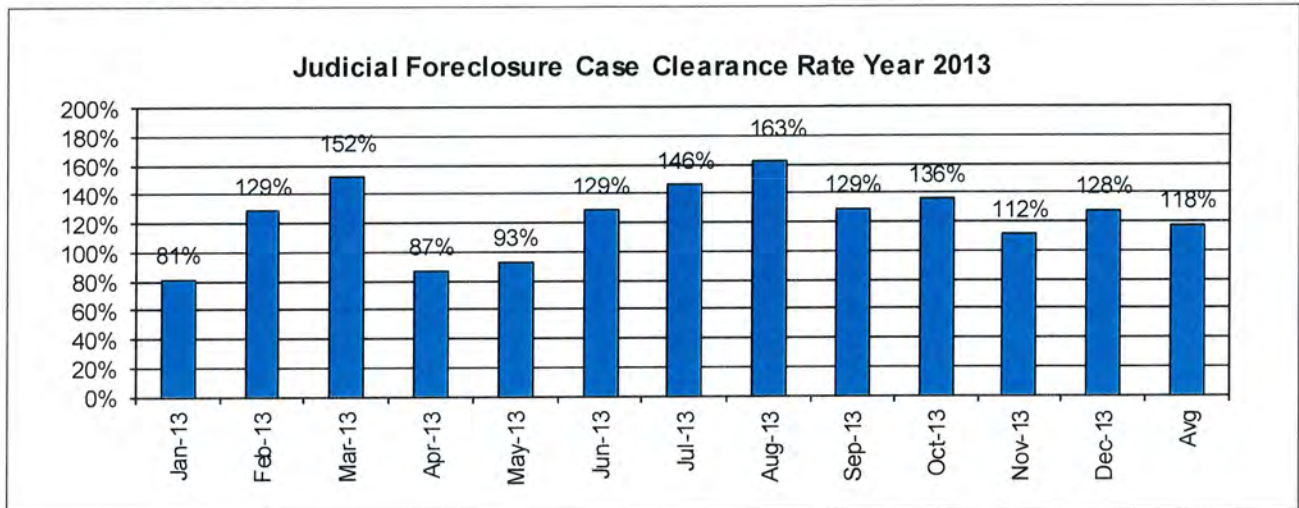
	Referrals & Reinstates	Dispositions	Clearance Rate
Jan-12	995	1051	106%
Feb-12	874	1068	122%
Mar-12	974	944	97%
Apr-12	894	880	98%
May-12	750	1044	139%
Jun-12	982	863	88%
Jul-12	869	896	103%
Aug-12	1058	1034	98%
Sep-12	851	972	114%
Oct-12	961	1028	107%
Nov-12	948	854	90%
Dec-12	854	766	90%
Avg	918	950	104%
Total	11010	11400	



# CUYAHOGA COUNTY COMMON PLEAS COURT

## Judicial Foreclosure Clearance Rate Year 2013

The Clearance Rate is the number of outgoing cases as a percentage of the number of incoming cases. Clearance rate measures whether the court is keeping up with its incoming caseload. If cases are not disposed in a timely manner, a backlog of cases awaiting disposition will grow. A Clearance Rate of 100% indicates that at least as many cases as have been filed, reopened, or reactivated in a period have been disposed.

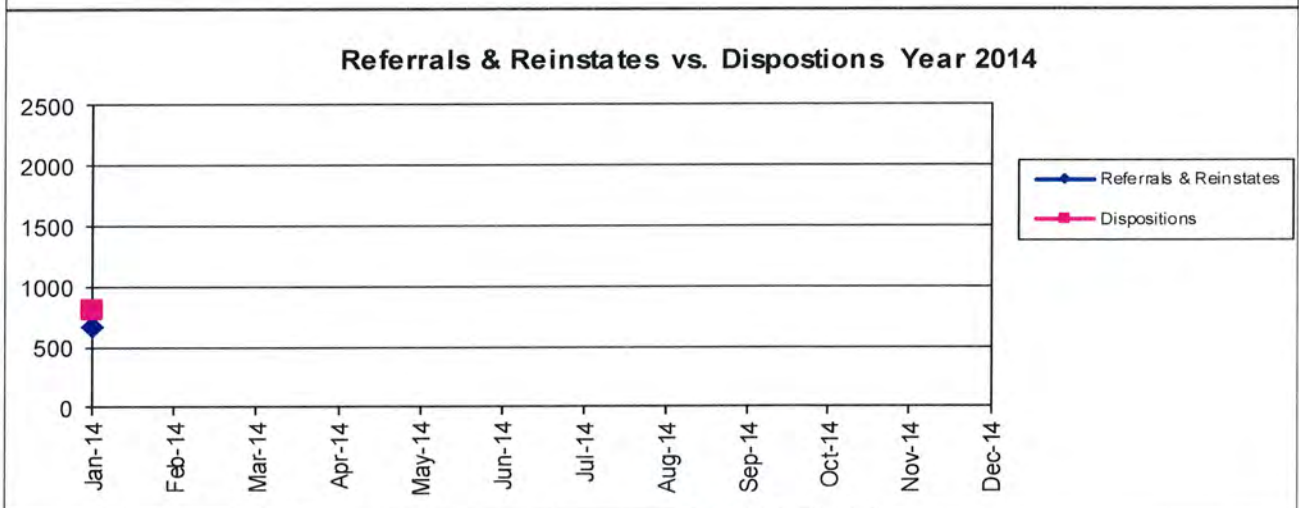



	Referrals & Reinstates	Dispositions	Clearance Rate
Jan-13	1069	870	81%
Feb-13	788	1013	129%
Mar-13	643	980	152%
Apr-13	1211	1052	87%
May-13	1102	1025	93%
Jun-13	696	895	129%
Jul-13	644	940	146%
Aug-13	550	896	163%
Sep-13	670	866	129%
Oct-13	713	969	136%
Nov-13	632	705	112%
Dec-13	658	841	128%
Avg	781	921	118%
Total	9376	11052	

# CUYAHOGA COUNTY COMMON PLEAS COURT

## Judicial Foreclosure Clearance Rate Year 2014

The Clearance Rate is the number of outgoing cases as a percentage of the number of incoming cases. Clearance rate measures whether the court is keeping up with its incoming caseload. If cases are not disposed in a timely manner, a backlog of cases awaiting disposition will grow. A Clearance Rate of 100% indicates that at least as many cases as have been filed, reopened, or reactivated in a period have been disposed.

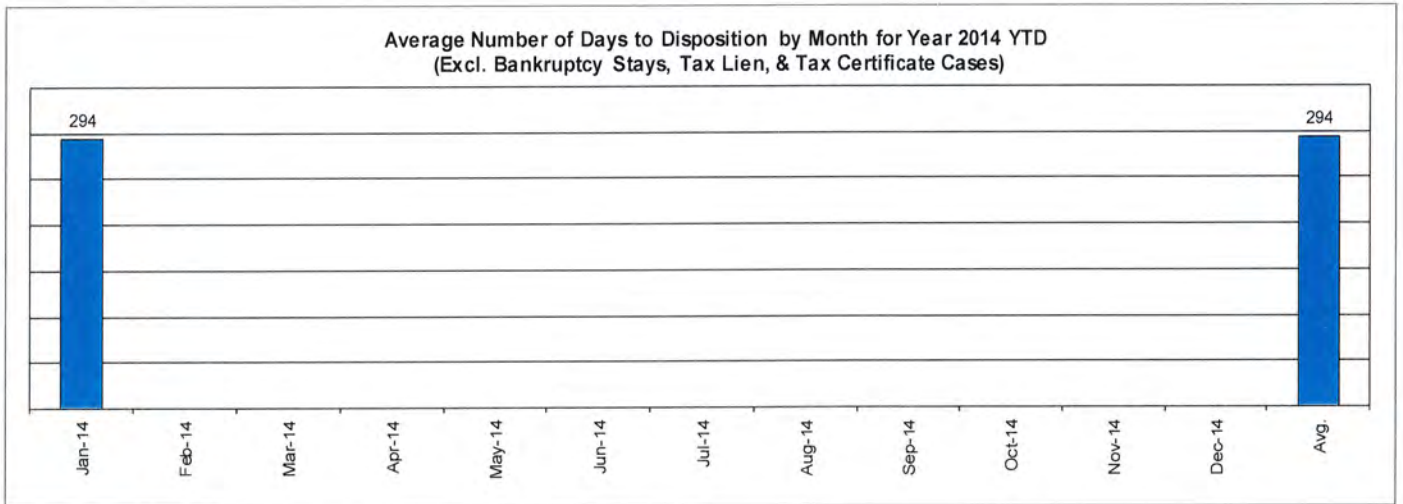
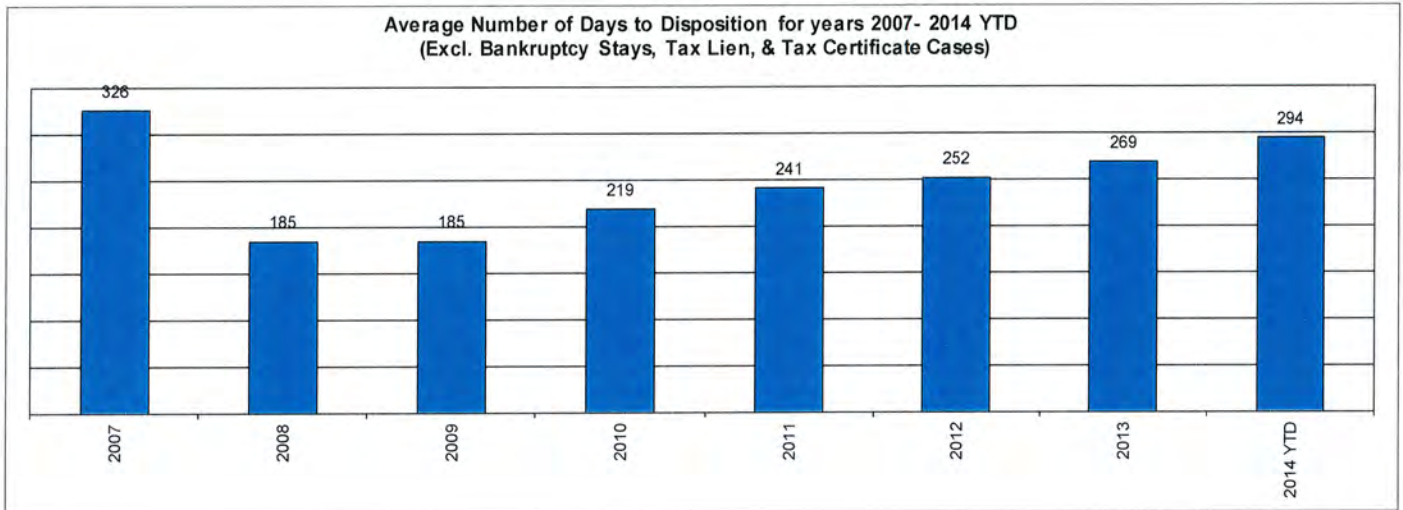


	Referrals & Reinstates	Dispositions	Clearance Rate
Jan-14	667	808	121%
Feb-14			
Mar-14			
Apr-14			
May-14			
Jun-14			
Jul-14			
Aug-14			
Sep-14			
Oct-14			
Nov-14			
Dec-14			
Avg	667	808	121%
Total	667	808	

# CUYAHOGA COUNTY COMMON PLEAS COURT

## Avg. Number of Days to Disp. (Excl. Bank. Stays & Tax Lien & Tax Cert.)

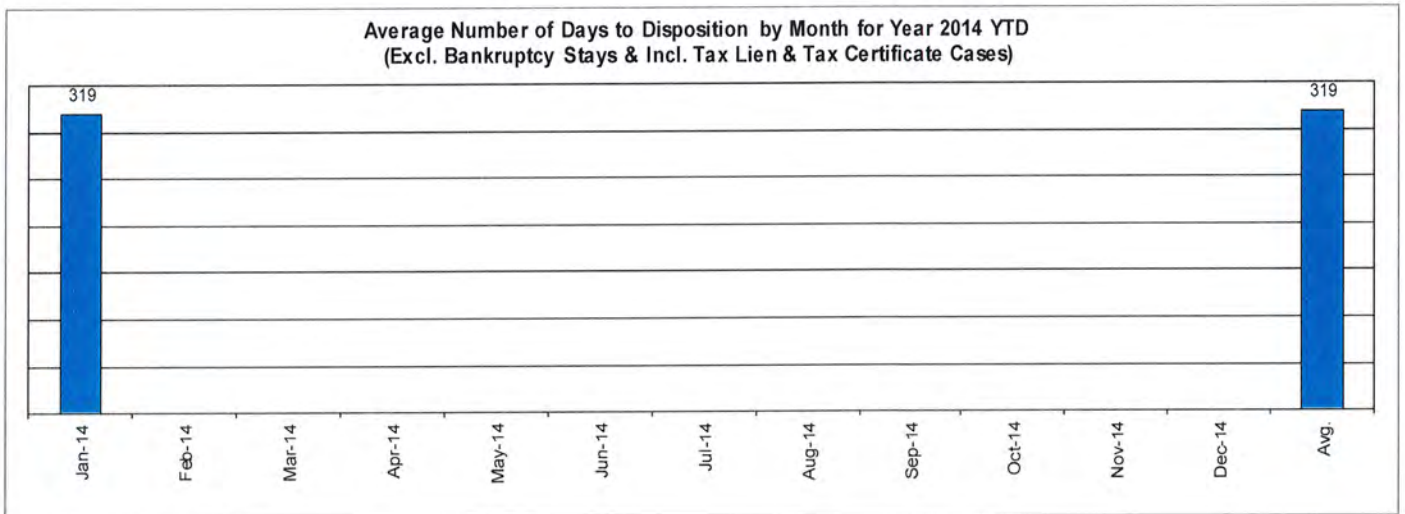
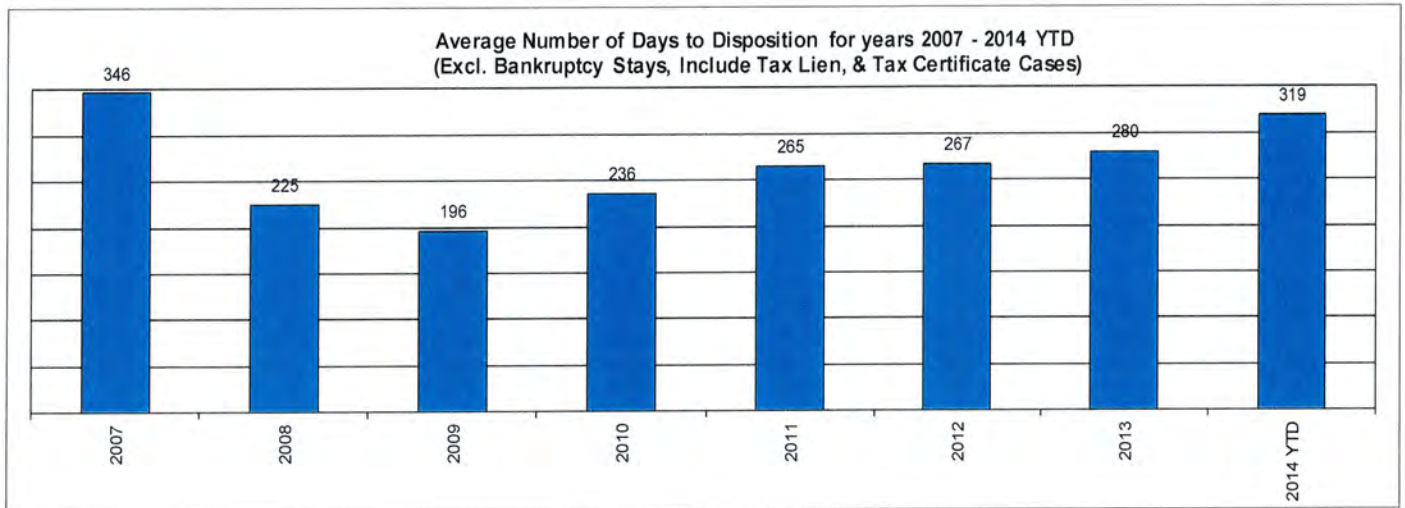
The average number of days to disposition is the number of days from filing to a final disposition entry being filed with the Clerk of Court. The data sample is based on all judicial foreclosure cases terminated by decree or dismissal (cases terminated by bankruptcy are not included) in a month. Each case is examined to determine the number of days between filing and termination with the periods that a case may have been in bankruptcy subtracted. Adding the total days of all of the cases minus bankruptcy periods and dividing by the total number of cases calculates the average. In the following chart, tax judicial foreclosure cases are excluded.



# CUYAHOGA COUNTY COMMON PLEAS COURT

## Avg. Number of Days to Disp. (Excl. Bank. Stays & Incl. Tax Lien & Tax Cert.)

The average number of days to disposition is the number of days from filing to a final disposition entry being filed with the Clerk of Court. The data sample is based on all Judicial Foreclosure cases terminated by decree or dismissal (cases terminated by bankruptcy are not included) in a month. Each case is examined to determine the number of days between filing and termination with the periods that a case may have been in bankruptcy subtracted. Adding the total days of all of the cases minus bankruptcy periods and dividing by the total number of cases calculates the average. In the following chart, all types of Judicial Foreclosure cases are included.

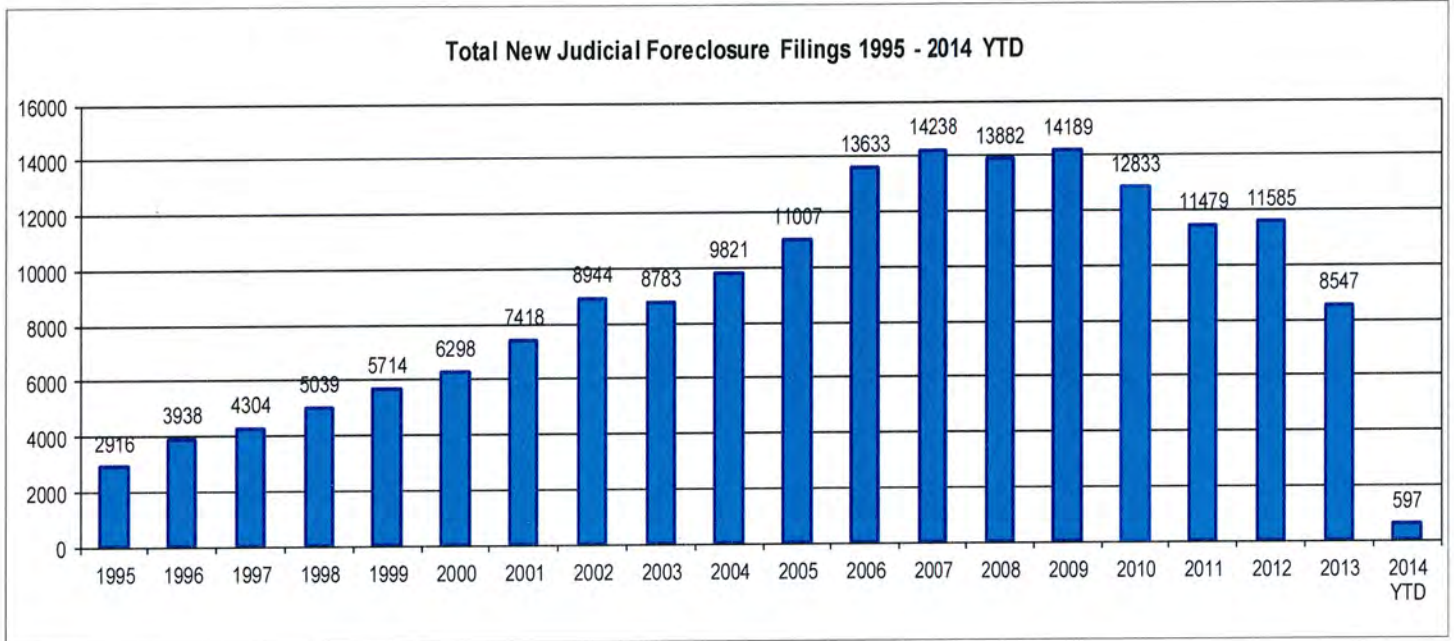


# CUYAHOGA COUNTY COMMON PLEAS COURT

## Total New Judicial Foreclosure Filings

The following charts are provided as a historical view of new judicial foreclosure filings.

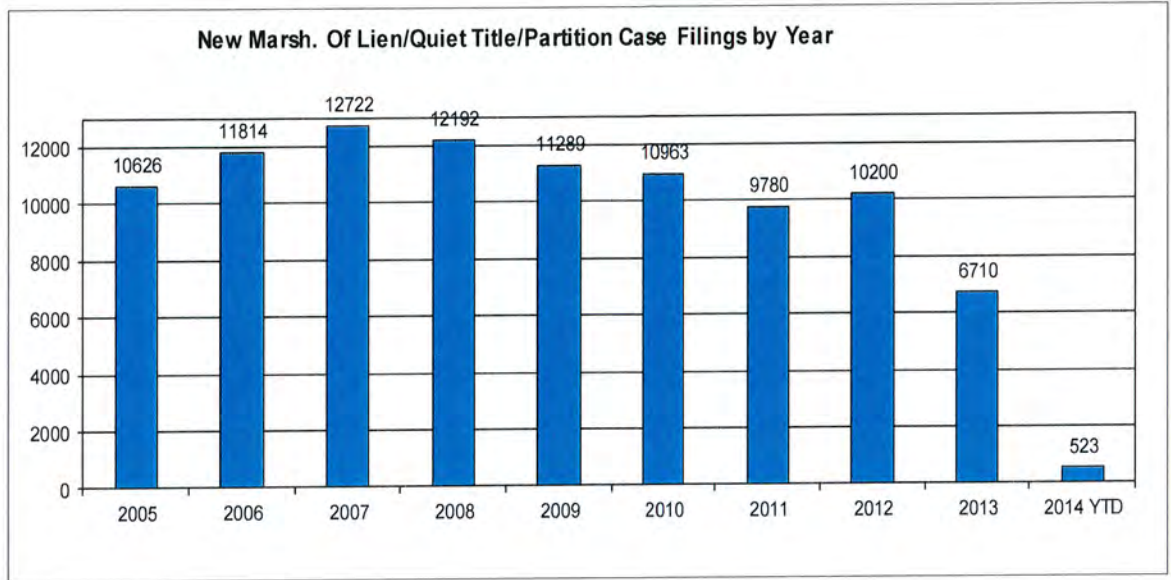
1. Total New Judicial Foreclosure Filings from 1995 – 2014 by year
2. Total New Marsh of Lien/Quiet Title/Partition Filings from 2011 – 2014 by month
3. Total New Tax Lien & Tax Certificate Filings for 2011 – 2014 by month
4. Total New Judicial Foreclosure Filings from 2011 – 2014 by month



# CUYAHOGA COUNTY COMMON PLEAS COURT

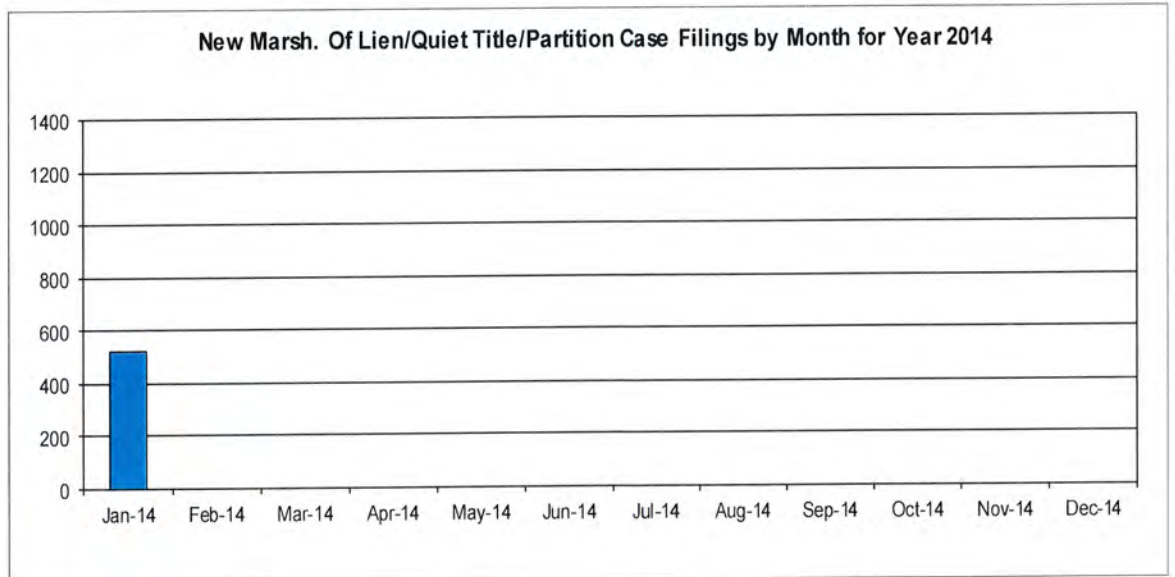
## ***New Marsh of Lien/Quiet Title/Partition Case Filings for Years 2005 – 2014 YTD***

Year	# Filings
2005	10626
2006	11814
2007	12722
2008	12192
2009	11289
2010	10963
2011	9780
2012	10200
2013	6710
2014 YTD	523



## ***New Marsh of Lien/Quiet Title/Partition Case Filings by month for 2014 YTD***

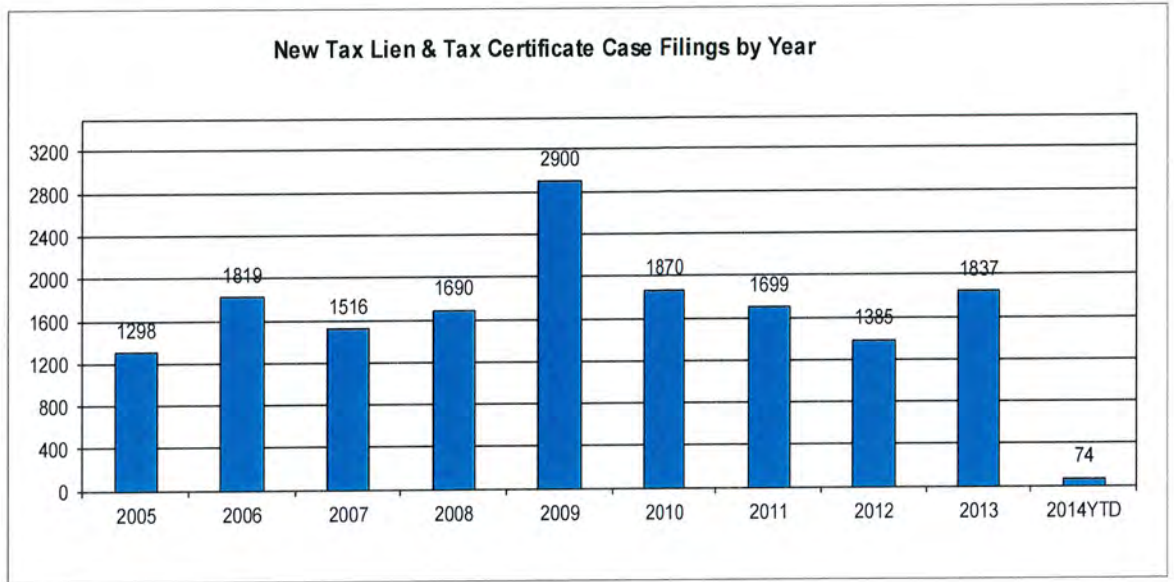
Month	# Filings
Jan-14	523
Feb-14	
Mar-14	
Apr-14	
May-14	
Jun-14	
Jul-14	
Aug-14	
Sep-14	
Oct-14	
Nov-14	
Dec-14	
Avg	523
Total	523



# CUYAHOGA COUNTY COMMON PLEAS COURT


## New Tax Lien & Certificate Filings for Years 2005 – 2014 YTD

Year	# Filings
2005	1298
2006	1819
2007	1516
2008	1690
2009	2900
2010	1870
2011	1699
2012	1385
2013	1837
2014YTD	74



## New Tax Lien & Certificate Filings by Month for Year 2014 YTD

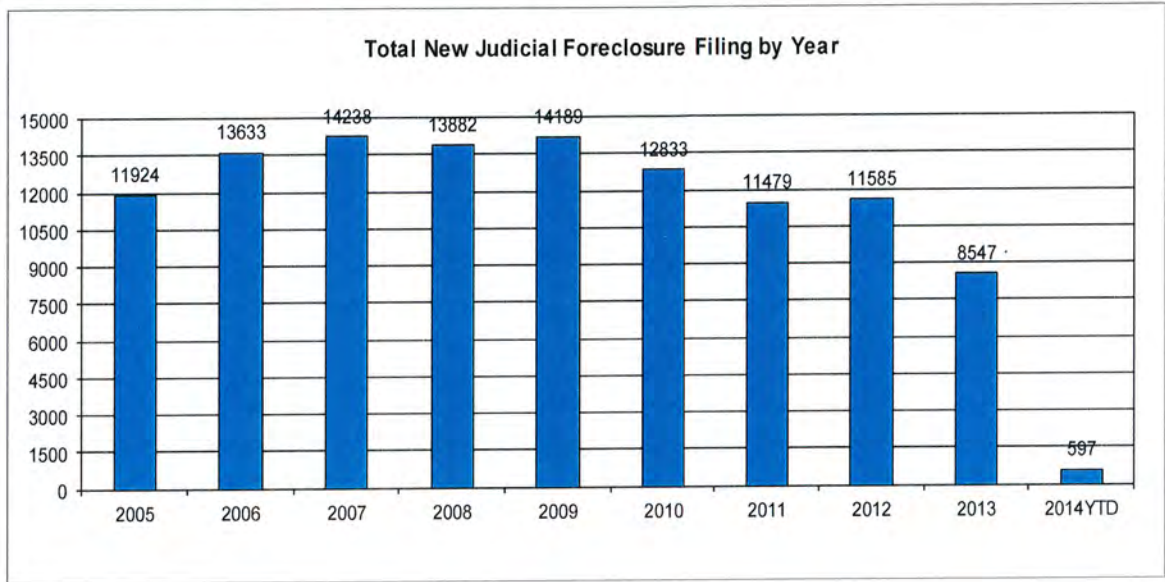
Month	# Filings
Jan-14	74
Feb-14	
Mar-14	
Apr-14	
May-14	
Jun-14	
Jul-14	
Aug-14	
Sep-14	
Oct-14	
Nov-14	
Dec-14	
Avg	74
Total	74



# CUYAHOGA COUNTY COMMON PLEAS COURT


## Total New Judicial Foreclosure Filings Years 2005 – 2014 YTD

Year	# Filings
2005	11924
2006	13633
2007	14238
2008	13882
2009	14189
2010	12833
2011	11479
2012	11585
2013	8547
2014 YTD	597



## Total New Judicial Foreclosure Filings by Month for Year 2014 YTD

Month	# Filings
Jan-14	597
Feb-14	
Mar-14	
Apr-14	
May-14	
Jun-14	
Jul-14	
Aug-14	
Sep-14	
Oct-14	
Nov-14	
Dec-14	
Avg	597





***Magistrate's Monthly Reports***

The Magistrates' Monthly Report consists of 5 reports. Below is a description of each.

**Magistrate's Monthly Supplemental Journal Entry Report (R415)**

Retrieves total number of supplemental entries and Decrees of Confirmation of Sheriff's sale created during a specific period. A supplemental entry is any journal created by a magistrate, which does not close out a case. For example, any magistrate's order (MG) setting a hearing, any journal entry (JE) ruling on a motion, journals confirming Sheriff's sales, etc.).

**Magistrate's Full Disposition Count by Magistrate Report (R413)**

Retrieves total number of cases disposed of during a specific period. The dispositions are grouped by Magistrate and then broken down by the type of disposition (i. e. Default, Dismissed with Prejudice, Dismissed without Prejudice, etc.) This report can be printed three different ways. Including tax cases (Full Dispositions), excluding tax cases (Non-Tax Dispositions), and Tax cases only (Tax Dispositions).

**Magistrate's Monthly Cases Referred/Reinstated Report (R418)**

Retrieves newly filed cases referred to the Magistrates Dept. and cases previously disposed by the Magistrates Dept. that are reinstated and re-referred to the magistrates. The cases are separated by Tax (filing code 1465; Tax Judicial Foreclosure & 1466; Tax Certificate Judicial Foreclosure) and Non-Tax (1460; Judicial Foreclosure Marsh. Of Lien, 1480; Partition, 1470; Quiet Title, misc. (i. e. 1391; Contract Other, etc.).

**Magistrate's Monthly Hearing Totals Report (R3146)**

Retrieves total number of hearings held during one month. The hearings are grouped by Magistrate and then broken down by what type hearing was held (i. e. Default, Pretrial, etc.).

**Magistrate's Monthly Case Load Report (R3147)**

Retrieves individual caseload totals for individual magistrates during a specific period. The cases are grouped by magistrate and then broken down by case type (i. e. tax judicial foreclosure, tax certificate judicial foreclosure and non-tax judicial foreclosure).

CUYAHOGA COUNTY COURT OF COMMON PLEAS

DATE: 02/10/2014  
TIME: 9:51 AM

OFFICE OF THE MAGISTRATES  
MAGISTRATE'S MONTHLY SUPPLEMENTALS BY CASE  
REPORTING PERIOD: JANUARY 2014

PAGE: 1  
CMSR415D

---

**SUPPLEMENTALS**

AUGUSTYN	278
BAKER	389
BUCHA	320
CUTHBERT	334
DYKE	290
GAUNTNER	221
GONZALEZ	323
HIPPLEY	264
JACKSON	274
KLEIN	226
LUCAS	217
OLSZTYN	440
VOZAR	265
WEISS	216
UNACCOUNTED FOR	0

**TOTAL** 4057

**CONFIRMATIONS**

**TOTAL** 171

**CUYAHOGA COUNTY COURT OF COMMON PLEAS**

**OFFICE OF THE MAGISTRATES**

**MAG MONTHLY HEARING TOTALS**

Reporting Period: January 2014

DATE: 02/10/2014

TIME: 09:53 AM

PAGE: 1

CMSR3146

Monthly Hearing Total      726

AUGUSTYN	
Default Hearings	44
Tax Hearings	0
Pretrials	6
<hr/>	
TOTAL:	50
BAKER	
Default Hearings	22
Tax Hearings	0
Pretrials	4
<hr/>	
TOTAL:	26
BUCHA	
Default Hearings	30
Tax Hearings	0
Pretrials	41
<hr/>	
TOTAL:	71
CUTHBERT	
Default Hearings	55
Tax Hearings	0
Pretrials	13
<hr/>	
TOTAL:	68
DYKE	
Default Hearings	13
Tax Hearings	2
Pretrials	5
<hr/>	
TOTAL:	20
GAUNTNER	
Default Hearings	26
Tax Hearings	0
Pretrials	21
<hr/>	
TOTAL:	47
GONZALEZ	
Default Hearings	24
Tax Hearings	0
Pretrials	4
<hr/>	
TOTAL:	28
HIPPLEY	
Default Hearings	58
Tax Hearings	0
Pretrials	5
<hr/>	
TOTAL:	63
JACKSON	
Default Hearings	52
Tax Hearings	0
Pretrials	17
<hr/>	
TOTAL:	69
KLEIN	
Default Hearings	27
Tax Hearings	0
Pretrials	7
<hr/>	

CUYAHOGA COUNTY COURT OF COMMON PLEAS

OFFICE OF THE MAGISTRATES

MAG MONTHLY HEARING TOTALS

Reporting Period: January 2014

DATE: 02/10/2014  
TIME: 09:53 AM

PAGE: 2  
CMSR3146

---

TOTAL:	34
LUCAS	
Default Hearings	3
Tax Hearings	23
Pretrials	16
<hr/>	
TOTAL:	42
OLSZTYN	
Default Hearings	74
Tax Hearings	0
Pretrials	13
<hr/>	
TOTAL:	87
VOZAR	
Default Hearings	37
Tax Hearings	2
Pretrials	17
<hr/>	
TOTAL:	56
WEISS	
Default Hearings	22
Tax Hearings	35
Pretrials	8
<hr/>	
TOTAL:	65

**CUYAHOGA COUNTY COURT OF COMMON PLEAS**

DATE: 02/10/2014  
 TIME: 9:55 AM

Office of the Magistrates  
 Magistrate's Monthly Case Load  
 MONTH: JANUARY 2014

PAGE: 1  
 CMSR3147

Magistrate Name	Non Tax Total	Tax Cert.	Tax Treas.	Total Tax	Total Cases
AUGUSTYN	216	47	0	47	263
BAKER	448	94	0	94	542
BUCHA	255	64	0	64	319
CUTHBERT	464	79	0	79	543
DYKE	312	57	15	72	384
GAUNTNER	321	61	0	61	382
GONZALEZ	425	80	0	80	505
HIPPLEY	536	103	0	103	639
JACKSON	505	93	0	93	598
KLEIN	269	48	0	48	317
LUCAS	72	173	414	587	659
OLSZTYN	341	80	0	80	421
VOZAR	384	71	14	85	469
WEISS	139	61	329	390	529
<b>Non Tax Total:</b>	<b>4687</b>	<b>Cert.Tax Total: 1111</b>	<b>Tax Treas. Total: 772</b>	<b>Total Tax: 1883</b>	<b>Total Cases: 6570</b>

**CUYAHOGA COUNTY COURT OF COMMON PLEAS**

DATE: 02/10/2014  
 TIME: 09:53 AM

OFFICE OF THE MAGISTRATES  
 MAGISTRATE'S MONTHLY REF/REIN CASES  
 FROM 01/01/2014 TO 01/31/2014

CMSR418

MAGISTRATE	NEW REFERRALS				REINSTATED			
	Tax Treas.	Tax Cert.	Non-Tax	Total	Tax Treas.	Tax Cert.	Non-Tax	Total
<u>AUGUSTYN/KEVIN/C</u>	0	0	28	28	0	0	2	2
<u>BAKER/GAIL/D</u>	0	8	45	53	0	0	6	6
<u>BUCHA/STEPHEN/M</u>	0	4	32	36	0	2	4	6
<u>CUTHBERT/AMY/R</u>	0	7	50	57	0	1	4	5
<u>DYKE/JOHN/T</u>	0	3	57	60	0	0	2	2
<u>GAUNTNER/TIMOTHY/M</u>	0	3	23	26	0	0	4	4
<u>GONZALEZ/TRACEY/</u>	0	7	52	59	0	1	10	11
<u>HIPPLEY/KEVIN/</u>	0	5	44	49	0	0	2	2
<u>JACKSON/JIM/L</u>	0	7	50	57	0	0	2	2
<u>KLEIN/MONICA/</u>	0	4	33	37	0	0	0	0
<u>LUCAS/PAUL/</u>	9	1	9	19	1	1	0	2
<u>OLSZTYN/CHRISTOPHER/E</u>	0	4	55	59	0	5	5	10
<u>VOZAR/THOMAS/J</u>	0	3	44	47	0	1	3	4
<u>WEISS/CAROL/</u>	8	0	13	21	2	0	1	3
<b><u>TOTAL</u></b>	17	56	535	608	3	11	45	59
<b><u>COMBINED TOTAL</u></b>	667							

CUYAHOGA COUNTY COURT OF COMMON PLEAS  
OFFICE OF THE MAGISTRATES  
**Full Disposition Count by Magistrate**  
REPORTING PERIOD: FROM 01/01/2014 TO 01/31/2014

DATE: 02/10/2014  
TIME: 9:53 AM

PAGE: 1  
CMSR413

MagID	Dispose Type	Tax Cert.	Tax Treas.	Total
KCA	Bank	0	0	2
	Def	0	0	12
	Dism	0	0	22
	Ref. Vacate	0	0	0
	Court Trial	0	0	0
	Other	0	0	4
	<b>MAG'S TOTAL</b>	<b>0</b>	<b>0</b>	<b>40</b>

Decrees	422
Defaults	312
Other	110
Court Trial	0
Dismissals	355
Bankruptcy	31
Ref. Vacated	0
<b>Grand Total</b>	<b>808</b>

GDB	Bank	0	0	3
	Def	8	0	41
	Dism	4	0	26
	Ref. Vacate	0	0	0
	Court Trial	0	0	0
	Other	0	0	14
	<b>MAG'S TOTAL</b>	<b>12</b>	<b>0</b>	<b>84</b>

SMB	Bank	0	0	0
	Def	18	0	26
	Dism	2	0	18
	Ref. Vacate	0	0	0
	Court Trial	0	0	0
	Other	1	0	5
	<b>MAG'S TOTAL</b>	<b>21</b>	<b>0</b>	<b>49</b>

ARC	Bank	0	0	4
	Def	9	0	30
	Dism	1	0	34
	Ref. Vacate	0	0	0
	Court Trial	0	0	0
	Other	2	0	13
	<b>MAG'S TOTAL</b>	<b>12</b>	<b>0</b>	<b>81</b>

JTD	Bank	0	0	3
	Def	6	0	37
	Dism	3	0	33
	Ref. Vacate	0	0	0
	Court Trial	0	0	0
	Other	0	0	4
	<b>MAG'S TOTAL</b>	<b>9</b>	<b>0</b>	<b>77</b>

TMG	Bank	0	0	1
	Def	2	0	11
	Dism	2	0	29
	Ref. Vacate	0	0	0
	Court Trial	0	0	0
	Other	0	0	5
	<b>MAG'S TOTAL</b>	<b>4</b>	<b>0</b>	<b>46</b>

TG	Bank	0	0	3
	Def	7	0	19
	Dism	4	0	35
	Ref. Vacate	0	0	0
	Court Trial	0	0	0
	Other	0	0	4
	<b>MAG'S TOTAL</b>	<b>11</b>	<b>0</b>	<b>61</b>

KH	Bank	1	0	5
	Def	6	0	31
	Dism	0	0	16

## CUYAHOGA COUNTY COURT OF COMMON PLEAS

OFFICE OF THE MAGISTRATES

## Full Disposition Count by Magistrate

REPORTING PERIOD: FROM 01/01/2014 TO 01/31/2014

PAGE: 2

CMSR413

DATE: 02/10/2014

TIME: 9:53 AM

MagID	Dispose Type	Tax Cert.	Tax Treas.	Total
	Ref. Vacate	0	0	0
	Court Trial	0	0	0
	Other	0	0	6
	<b>MAG'S TOTAL</b>	<b>7</b>	<b>0</b>	<b>58</b>
<hr/>				
JLJ	Bank	0	0	1
	Def	4	0	20
	Dism	1	0	20
	Ref. Vacate	0	0	0
	Court Trial	0	0	0
	Other	0	0	3
	<b>MAG'S TOTAL</b>	<b>5</b>	<b>0</b>	<b>44</b>
<hr/>				
MK	Bank	0	0	0
	Def	5	0	19
	Dism	3	0	21
	Ref. Vacate	0	0	0
	Court Trial	0	0	0
	Other	0	0	5
	<b>MAG'S TOTAL</b>	<b>8</b>	<b>0</b>	<b>45</b>
<hr/>				
PL	Bank	0	1	1
	Def	7	0	8
	Dism	9	11	28
	Ref. Vacate	0	0	0
	Court Trial	0	0	0
	Other	0	14	15
	<b>MAG'S TOTAL</b>	<b>16</b>	<b>26</b>	<b>52</b>
<hr/>				
CEO	Bank	0	0	3
	Def	1	0	18
	Dism	9	0	33
	Ref. Vacate	0	0	0
	Court Trial	0	0	0
	Other	0	0	2
	<b>MAG'S TOTAL</b>	<b>10</b>	<b>0</b>	<b>56</b>
<hr/>				
TJV	Bank	0	0	2
	Def	3	0	19
	Dism	1	0	19
	Ref. Vacate	0	0	0
	Court Trial	0	0	0
	Other	2	2	8
	<b>MAG'S TOTAL</b>	<b>6</b>	<b>2</b>	<b>48</b>
<hr/>				
CW	Bank	0	1	3
	Def	12	0	21
	Dism	10	6	21
	Ref. Vacate	0	0	0
	Court Trial	0	0	0
	Other	0	22	22
	<b>MAG'S TOTAL</b>	<b>22</b>	<b>29</b>	<b>67</b>



***Report CMSR1062 - Judicial Foreclosure Statistics by Judge***

Report CMSR1062 provides a list of judicial foreclosure case activity for each Judge. The report identifies how many cases were pending at the beginning of the period. The new cases filed and cases that were transferred in or reactivated are added to the number pending at the beginning of the period. It then shows the type and number of terminations for the period. The total terminations are subtracted from the total pending which provides the pending at the end of the period.

**CUYAHOGA COUNTY COURT OF COMMON PLEAS**

DATE: 02/10/2014  
TIME: 10:30 AM

**Foreclosure Statistics by Judge**  
Reporting Period: January 2014

PAGE: 1  
CMSR1062

Judge							
<b>AMBROSE, DICK</b>							
Pending at Beg of Period			New Cases Filed	Cases Transferred In / Reactivated			Total
166			20	6			192
Terminations							
	Bankruptcy	Default	RefVacated	Court Trial	Dismiss	Other	Total
	1	4	0	0	10	4	19
Total Pending at End of Period							173
<b>ASTRAB, MICHAEL</b>							
Pending at Beg of Period			New Cases Filed	Cases Transferred In / Reactivated			Total
222			17	7			246
Terminations							
	Bankruptcy	Default	RefVacated	Court Trial	Dismiss	Other	Total
	0	17	0	0	2	9	28
Total Pending at End of Period							218
<b>BARKER, PAMELA A</b>							
Pending at Beg of Period			New Cases Filed	Cases Transferred In / Reactivated			Total
233			17	8			258
Terminations							
	Bankruptcy	Default	RefVacated	Court Trial	Dismiss	Other	Total
	1	10	0	0	8	11	30
Total Pending at End of Period							228
<b>BURNSIDE, JANET R</b>							
Pending at Beg of Period			New Cases Filed	Cases Transferred In / Reactivated			Total
226			18	8			252
Terminations							
	Bankruptcy	Default	RefVacated	Court Trial	Dismiss	Other	Total
	3	9	0	0	23	6	41
Total Pending at End of Period							211
<b>CALABRESE, DEENA R</b>							
Pending at Beg of Period			New Cases Filed	Cases Transferred In / Reactivated			Total
185			20	4			209
Terminations							
	Bankruptcy	Default	RefVacated	Court Trial	Dismiss	Other	Total
	0	13	0	0	7	10	30
Total Pending at End of Period							179
<b>CLANCY, MAUREEN</b>							
Pending at Beg of Period			New Cases Filed	Cases Transferred In / Reactivated			Total
184			19	9			212
Terminations							
	Bankruptcy	Default	RefVacated	Court Trial	Dismiss	Other	Total
	3	3	0	0	11	10	27
Total Pending at End of Period							185
<b>COLLIER-WILLIAMS, CASSANDRA</b>							
Pending at Beg of Period			New Cases Filed	Cases Transferred In / Reactivated			Total
225			19	4			248
Terminations							
	Bankruptcy	Default	RefVacated	Court Trial	Dismiss	Other	Total
	1	6	0	0	5	3	15
Total Pending at End of Period							233
<b>CORRIGAN, BRIAN J</b>							

**CUYAHOGA COUNTY COURT OF COMMON PLEAS**

DATE: 02/10/2014  
TIME: 10:30 AM

**Foreclosure Statistics by Judge**  
Reporting Period: January 2014

PAGE: 2  
CMSR1062

<b>Judge</b>							
	Pending at Beg of Period		New Cases Filed	Cases Transferred In / Reactivated			Total
	185		20	7			212
Terminations	Bankruptcy	Default	RefVacated	Court Trial	Dismiss	Other	Total
	0	10	0	0	18	7	35
	Total Pending at End of Period						177
<b>CORRIGAN, PETER J</b>							
	Pending at Beg of Period		New Cases Filed	Cases Transferred In / Reactivated			Total
	156		16	12			184
Terminations	Bankruptcy	Default	RefVacated	Court Trial	Dismiss	Other	Total
	1	7	0	0	11	6	25
	Total Pending at End of Period						159
<b>DONNELLY, MICHAEL P</b>							
	Pending at Beg of Period		New Cases Filed	Cases Transferred In / Reactivated			Total
	236		19	5			260
Terminations	Bankruptcy	Default	RefVacated	Court Trial	Dismiss	Other	Total
	1	11	0	0	6	8	26
	Total Pending at End of Period						234
<b>FRIEDLAND, CAROLYN B</b>							
	Pending at Beg of Period		New Cases Filed	Cases Transferred In / Reactivated			Total
	169		21	11			201
Terminations	Bankruptcy	Default	RefVacated	Court Trial	Dismiss	Other	Total
	0	23	0	0	15	13	51
	Total Pending at End of Period						150
<b>FRIEDMAN, STUART A</b>							
	Pending at Beg of Period		New Cases Filed	Cases Transferred In / Reactivated			Total
	233		18	8			259
Terminations	Bankruptcy	Default	RefVacated	Court Trial	Dismiss	Other	Total
	2	8	0	0	8	4	22
	Total Pending at End of Period						237
<b>FUERST, NANCY A</b>							
	Pending at Beg of Period		New Cases Filed	Cases Transferred In / Reactivated			Total
	105		13	3			121
Terminations	Bankruptcy	Default	RefVacated	Court Trial	Dismiss	Other	Total
	0	2	0	0	5	1	8
	Total Pending at End of Period						113
<b>GALL, STEVEN E</b>							
	Pending at Beg of Period		New Cases Filed	Cases Transferred In / Reactivated			Total
	186		19	7			212
Terminations	Bankruptcy	Default	RefVacated	Court Trial	Dismiss	Other	Total
	0	16	0	0	11	4	31
	Total Pending at End of Period						181
<b>GALLAGHER, HOLLIE L</b>							

**CUYAHOGA COUNTY COURT OF COMMON PLEAS**

DATE: 02/10/2014  
TIME: 10:30 AM

**Foreclosure Statistics by Judge**  
Reporting Period: January 2014

PAGE: 3  
CMSR1062

Judge							
	Pending at Beg of Period		New Cases Filed	Cases Transferred In / Reactivated			Total
	164		19	5			188
Terminations	Bankruptcy	Default	RefVacated	Court Trial	Dismiss	Other	Total
	1	8	0	0	15	4	28
Total Pending at End of Period							160

GAUL, DANIEL							
	Pending at Beg of Period		New Cases Filed	Cases Transferred In / Reactivated			Total
	249		22	11			282
Terminations	Bankruptcy	Default	RefVacated	Court Trial	Dismiss	Other	Total
	1	15	0	0	10	7	33
Total Pending at End of Period							249

JACKSON, MICHAEL E							
	Pending at Beg of Period		New Cases Filed	Cases Transferred In / Reactivated			Total
	181		20	9			210
Terminations	Bankruptcy	Default	RefVacated	Court Trial	Dismiss	Other	Total
	1	6	0	0	12	2	21
Total Pending at End of Period							189

MASON, LANCE T							
	Pending at Beg of Period		New Cases Filed	Cases Transferred In / Reactivated			Total
	209		22	4			235
Terminations	Bankruptcy	Default	RefVacated	Court Trial	Dismiss	Other	Total
	0	13	0	0	7	9	29
Total Pending at End of Period							206

MATTA, DAVID T							
	Pending at Beg of Period		New Cases Filed	Cases Transferred In / Reactivated			Total
	210		23	10			243
Terminations	Bankruptcy	Default	RefVacated	Court Trial	Dismiss	Other	Total
	2	12	0	0	14	12	40
Total Pending at End of Period							203

MCCLELLAND, ROBERT C							
	Pending at Beg of Period		New Cases Filed	Cases Transferred In / Reactivated			Total
	160		20	5			185
Terminations	Bankruptcy	Default	RefVacated	Court Trial	Dismiss	Other	Total
	2	7	0	0	14	10	33
Total Pending at End of Period							152

MCCORMICK, TIMOTHY							
	Pending at Beg of Period		New Cases Filed	Cases Transferred In / Reactivated			Total
	146		11	6			163
Terminations	Bankruptcy	Default	RefVacated	Court Trial	Dismiss	Other	Total
	0	6	0	0	8	6	20
Total Pending at End of Period							143

MCDONNELL, NANCY R

**CUYAHOGA COUNTY COURT OF COMMON PLEAS**

DATE: 02/10/2014  
TIME: 10:30 AM

**Foreclosure Statistics by Judge**  
Reporting Period: January 2014

PAGE: 4  
CMSR1062

**Judge**

	Pending at Beg of Period		New Cases Filed		Cases Transferred In / Reactivated		Total
	193		12		8		213
Terminations	Bankruptcy	Default	RefVacated	Court Trial	Dismiss	Other	Total
	2	15	0	0	12	11	40
	Total Pending at End of Period						173

<b>MCMONAGLE, RICHARD J</b>							
	Pending at Beg of Period		New Cases Filed		Cases Transferred In / Reactivated		Total
	120		10		0		130
Terminations	Bankruptcy	Default	RefVacated	Court Trial	Dismiss	Other	Total
	0	3	0	0	14	3	20
	Total Pending at End of Period						110

<b>O'DONNELL, JOHN P</b>							
	Pending at Beg of Period		New Cases Filed		Cases Transferred In / Reactivated		Total
	119		12		3		134
Terminations	Bankruptcy	Default	RefVacated	Court Trial	Dismiss	Other	Total
	1	3	0	0	6	7	17
	Total Pending at End of Period						117

<b>RUSSO, JOHN J</b>							
	Pending at Beg of Period		New Cases Filed		Cases Transferred In / Reactivated		Total
	187		9		6		202
Terminations	Bankruptcy	Default	RefVacated	Court Trial	Dismiss	Other	Total
	0	1	0	0	15	5	21
	Total Pending at End of Period						181

<b>RUSSO, JOSEPH D</b>							
	Pending at Beg of Period		New Cases Filed		Cases Transferred In / Reactivated		Total
	180		20		4		204
Terminations	Bankruptcy	Default	RefVacated	Court Trial	Dismiss	Other	Total
	1	13	0	0	4	5	23
	Total Pending at End of Period						181

<b>RUSSO, MICHAEL J</b>							
	Pending at Beg of Period		New Cases Filed		Cases Transferred In / Reactivated		Total
	213		20		7		240
Terminations	Bankruptcy	Default	RefVacated	Court Trial	Dismiss	Other	Total
	0	9	0	0	9	12	30
	Total Pending at End of Period						210

<b>RUSSO, NANCY MARGARET</b>							
	Pending at Beg of Period		New Cases Filed		Cases Transferred In / Reactivated		Total
	99		19		3		121
Terminations	Bankruptcy	Default	RefVacated	Court Trial	Dismiss	Other	Total
	2	2	0	0	9	3	16
	Total Pending at End of Period						105

SAFFOLD, SHIRLEY STRICKLAND

**CUYAHOGA COUNTY COURT OF COMMON PLEAS**

DATE: 02/10/2014  
TIME: 10:30 AM

**Foreclosure Statistics by Judge**  
Reporting Period: January 2014

PAGE: 5  
CMSR1062

<b>Judge</b>							
	Pending at Beg of Period		New Cases Filed		Cases Transferred In / Reactivated		Total
	205		19		10		234
Terminations	Bankruptcy	Default	RefVacated	Court Trial	Dismiss	Other	Total
	2	12	0	0	13	9	36
	Total Pending at End of Period						198
<b>SHEEHAN, BRENDAN J</b>							
	Pending at Beg of Period		New Cases Filed		Cases Transferred In / Reactivated		Total
	141		20		4		165
Terminations	Bankruptcy	Default	RefVacated	Court Trial	Dismiss	Other	Total
	0	8	0	0	12	8	28
	Total Pending at End of Period						137
<b>SUSTER, RONALD</b>							
	Pending at Beg of Period		New Cases Filed		Cases Transferred In / Reactivated		Total
	1		0		0		1
Terminations	Bankruptcy	Default	RefVacated	Court Trial	Dismiss	Other	Total
	0	0	0	0	0	0	0
	Total Pending at End of Period						1
<b>SUTULA, JOHN D</b>							
	Pending at Beg of Period		New Cases Filed		Cases Transferred In / Reactivated		Total
	234		18		4		256
Terminations	Bankruptcy	Default	RefVacated	Court Trial	Dismiss	Other	Total
	2	12	0	0	4	6	24
	Total Pending at End of Period						232
<b>SUTULA, KATHLEEN ANN</b>							
	Pending at Beg of Period		New Cases Filed		Cases Transferred In / Reactivated		Total
	144		14		9		167
Terminations	Bankruptcy	Default	RefVacated	Court Trial	Dismiss	Other	Total
	1	13	0	0	14	12	40
	Total Pending at End of Period						127
<b>SYNENBERG, JOAN</b>							
	Pending at Beg of Period		New Cases Filed		Cases Transferred In / Reactivated		Total
	174		15		14		203
Terminations	Bankruptcy	Default	RefVacated	Court Trial	Dismiss	Other	Total
	0	11	0	0	10	15	36
	Total Pending at End of Period						167
<b>VILLANUEVA, JOSE A</b>							
	Pending at Beg of Period		New Cases Filed		Cases Transferred In / Reactivated		Total
	226		19		8		253
Terminations	Bankruptcy	Default	RefVacated	Court Trial	Dismiss	Other	Total
	0	4	0	0	7	4	15
	Total Pending at End of Period						238

# *Monthly Summary*

# MONTHLY SUMMARY

## January 2014

NAME	PEND	ASSIGNED			TRIALS						DISP	PENDING				+
		CV	CR	TOT	JURY			COURT				CV	FR	CR	TOT	
					CV	CR	TOT	CV	CR	TOT		CV	FR	CR	TOT	-
Dick Ambrose	529	58	36	94	0	1	1	2	0	2	70	240	173	140	553	-24
Michael K. Astrab	510	58	31	89	0	0	0	0	0	0	74	189	218	118	525	-15
Pamela A. Barker	535	57	34	91	0	0	0	0	0	0	83	206	228	109	543	-8
Janet R. Burnside	538	61	32	93	0	1	1	0	0	0	105	208	211	107	526	+12
Deena R. Calabrese	503	53	26	79	0	0	0	0	0	0	93	216	179	94	489	+14
Maureen Clancy	447	60	29	89	0	1	1	0	0	0	88	180	185	83	448	-1
Cassandra Collier-Willia	489	55	42	97	0	1	1	0	0	0	62	186	224	114	524	-35
Brian J. Corrigan	577	55	20	75	1	0	1	0	0	0	95	278	177	102	557	+20
Peter J. Corrigan	553	63	30	93	0	0	0	0	0	0	113	236	159	138	533	+20
Michael P. Donnelly	523	55	16	71	0	2	2	0	1	1	82	205	234	73	512	+11
Carolyn B. Friedland	562	64	50	114	0	0	0	0	0	0	144	223	150	159	532	+30
Stuart A. Friedman	565	64	38	102	0	1	1	0	0	0	79	218	236	134	588	-23
Nancy A. Fuerst	241	52	23	75	0	1	1	0	0	0	37	135	113	31	279	-38
Steven E. Gail	465	61	30	91	0	1	1	0	1	1	87	182	178	109	469	-4
Hollie L. Gallagher	428	54	26	80	0	0	0	0	0	0	90	197	159	62	418	+10
Daniel Gaul	621	63	32	95	0	1	1	0	0	0	84	262	249	121	632	-11
Michael E Jackson	550	65	40	105	0	0	0	0	1	1	86	232	185	152	569	-19
Lance T. Mason	534	57	33	90	0	0	0	0	0	0	109	198	206	111	515	+19
David T. Matia	507	60	30	90	0	0	0	0	0	0	108	209	203	77	489	+18
Robert C. McClelland	568	56	45	101	0	0	0	0	0	0	83	281	152	153	586	-18
Timothy McCormick	484	57	33	90	0	0	0	0	0	0	87	243	142	102	487	-3
Nancy R. McDonnell	443	58	32	90	0	0	0	0	0	0	88	189	172	84	445	-2
Richard J. McMonagle	542	46	27	73	0	0	0	0	2	2	108	313	109	85	507	+35
John P. O'Donnell	466	53	34	87	1	0	1	0	0	0	58	285	117	93	495	-29
John J. Russo	441	37	9	46	0	1	1	0	0	0	92	172	181	42	395	+46
Joseph D. Russo	533	51	36	87	0	0	0	0	1	1	89	219	179	133	531	+2
Michael J. Russo	476	59	31	90	1	0	1	0	0	0	87	186	210	83	479	-3
Nancy Margaret Russo	325	55	25	80	0	0	0	0	0	0	100	128	105	72	305	+20
Shirley Strickland Saffold	537	63	36	99	0	0	0	0	0	0	115	205	198	118	521	+16
Brendan J. Sheehan	360	54	27	81	0	3	3	0	1	1	96	145	137	63	345	+15
John D. Sutula	572	57	29	86	1	0	1	1	1	2	95	234	231	98	563	+9
Kathleen Ann Sutula	437	62	32	94	0	0	0	0	0	0	98	209	127	97	433	+4
Joan Synenberg	443	65	22	87	1	0	1	0	0	0	77	227	157	69	453	-10
José A. Villanueva	617	59	21	80	0	0	0	1	0	1	70	272	238	117	627	-10
<b>TOTALS</b>	16921	1947	1037	2984	5	14	19	4	8	12	3032	7308	6122	3443	16873	+48



# *Year to Date Summary*

# SUMMARY FOR THE COURT

## January - January 2014

NAME	PEND	ASSIGNED			TRIALS						DISP	PENDING				+	-
		CV	CR	TOT	JURY			COURT				CV	FR	CR	TOT		
Dick Ambrose	529	58	36	94	0	1	1	2	0	2	70	240	173	140	553	-24	
Michael K. Astrab	510	58	31	89	0	0	0	0	0	0	74	189	218	118	525	-15	
Pamela A. Barker	535	57	34	91	0	0	0	0	0	0	83	206	228	109	543	-8	
Janet R. Burnside	538	61	32	93	0	1	1	0	0	0	105	208	211	107	526	+12	
Deena R. Calabrese	503	53	26	79	0	0	0	0	0	0	93	216	179	94	489	+14	
Maureen Clancy	447	60	29	89	0	1	1	0	0	0	88	180	185	83	448	-1	
Cassandra Collier-Willia	489	55	42	97	0	1	1	0	0	0	62	186	224	114	524	-35	
Brian J. Corrigan	577	55	20	75	1	0	1	0	0	0	95	278	177	102	557	+20	
Peter J. Corrigan	553	63	30	93	0	0	0	0	0	0	113	236	159	138	533	+20	
Michael P. Donnelly	523	55	16	71	0	2	2	0	1	1	82	205	234	73	512	+11	
Carolyn B. Friedland	562	64	50	114	0	0	0	0	0	0	144	223	150	159	532	+30	
Stuart A. Friedman	565	64	38	102	0	1	1	0	0	0	79	218	236	134	588	-23	
Nancy A. Fuerst	241	52	23	75	0	1	1	0	0	0	37	135	113	31	279	-38	
Steven E. Gall	465	61	30	91	0	1	1	0	1	1	87	182	178	109	469	-4	
Hollie L. Gallagher	428	54	26	80	0	0	0	0	0	0	90	197	159	62	418	+10	
Daniel Gaul	621	63	32	95	0	1	1	0	0	0	84	262	249	121	632	-11	
Michael E Jackson	550	65	40	105	0	0	0	0	1	1	86	232	185	152	569	-19	
Lance T. Mason	534	57	33	90	0	0	0	0	0	0	109	198	206	111	515	+19	
David T. Matia	507	60	30	90	0	0	0	0	0	0	108	209	203	77	489	+18	
Robert C. McClelland	568	56	45	101	0	0	0	0	0	0	83	281	152	153	586	-18	
Timothy McCormick	484	57	33	90	0	0	0	0	0	0	87	243	142	102	487	-3	
Nancy R. McDonnell	443	58	32	90	0	0	0	0	0	0	88	189	172	84	445	-2	
Richard J. McMonagle	542	46	27	73	0	0	0	0	2	2	108	313	109	85	507	+35	
John P. O'Donnell	466	53	34	87	1	0	1	0	0	0	58	285	117	93	495	-29	
John J. Russo	441	37	9	46	0	1	1	0	0	0	92	172	181	42	395	+46	
Joseph D. Russo	533	51	36	87	0	0	0	0	1	1	89	219	179	133	531	+2	
Michael J. Russo	476	59	31	90	1	0	1	0	0	0	87	186	210	83	479	-3	
Nancy Margaret Russo	325	55	25	80	0	0	0	0	0	0	100	128	105	72	305	+20	
Shirley Strickland Saffold	537	63	36	99	0	0	0	0	0	0	115	205	198	118	521	+16	
Brendan J. Sheehan	360	54	27	81	0	3	3	0	1	1	96	145	137	63	345	+15	
John D. Sutula	572	57	29	86	1	0	1	1	1	2	95	234	231	98	563	+9	
Kathleen Ann Sutula	437	62	32	94	0	0	0	0	0	0	98	209	127	97	433	+4	
Joan Synenberg	443	65	22	87	1	0	1	0	0	0	77	227	157	69	453	-10	
José A. Villanueva	617	59	21	80	0	0	0	1	0	1	70	272	238	117	627	-10	
<b>TOTALS</b>	16921	1947	1037	2984	5	14	19	4	8	12	3032	7308	6122	3443	16873	+48	

# *Corrections/Adjustments*

## *Corrections & Adjustments*

There was a minor error in the stats for the Total Pending Judicial Foreclosure Cases Referred to Magistrates and the Percentage of Pending Judicial Foreclosure Cases Referred to Magistrates by Filing Year from November 2011 till January 2013. The year 2002 erroneously showed ten active cases when there are/were two active cases for 2002. The charts for November 2011 through December 2012 are not being corrected as the impact is of such minor significance that it doesn't warrant the work involved to correct them.

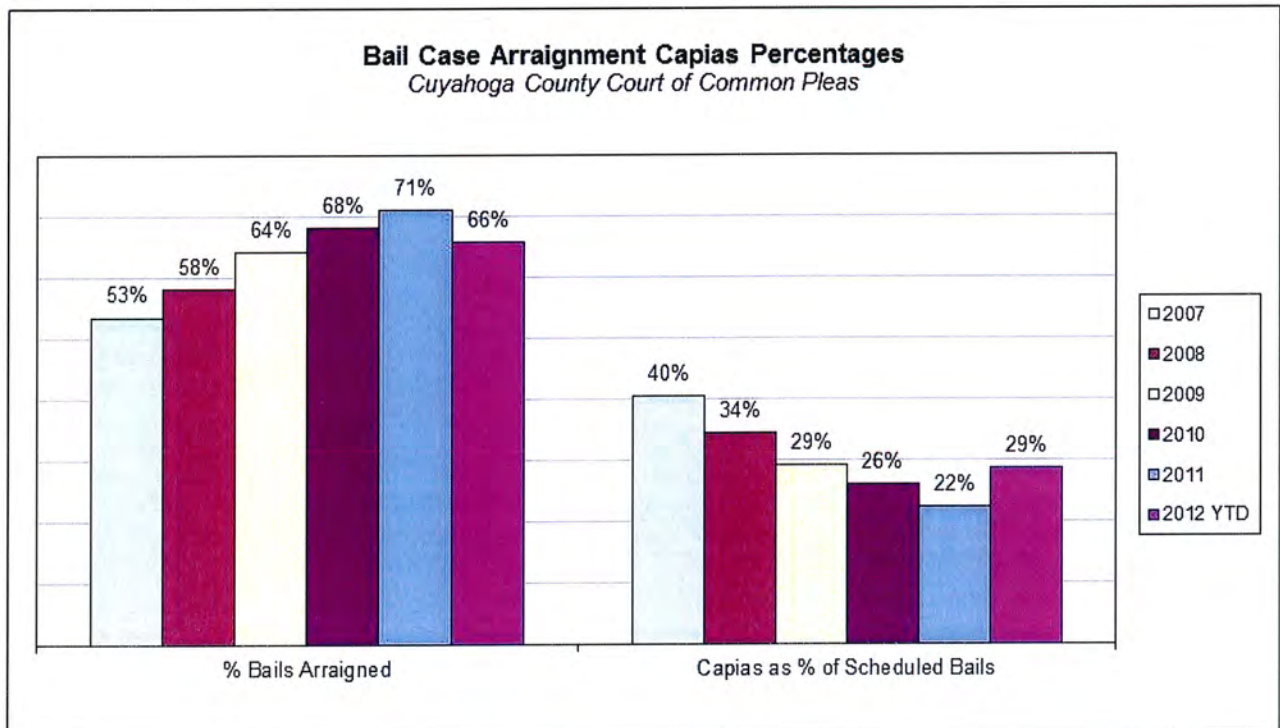
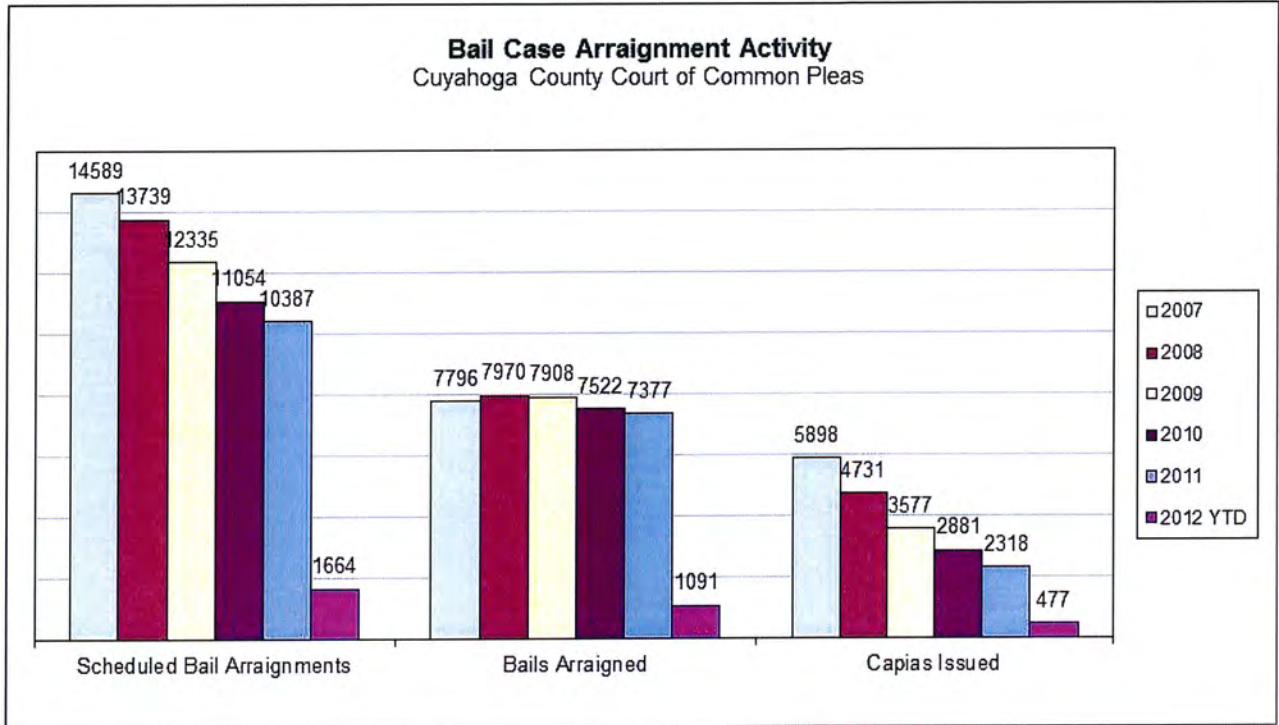
The charts on pgs. 19 and 23 reflect the corrected count for 2002 from ten active cases to two cases on the aforementioned reports.

# CUYAHOGA COUNTY COMMON PLEAS COURT

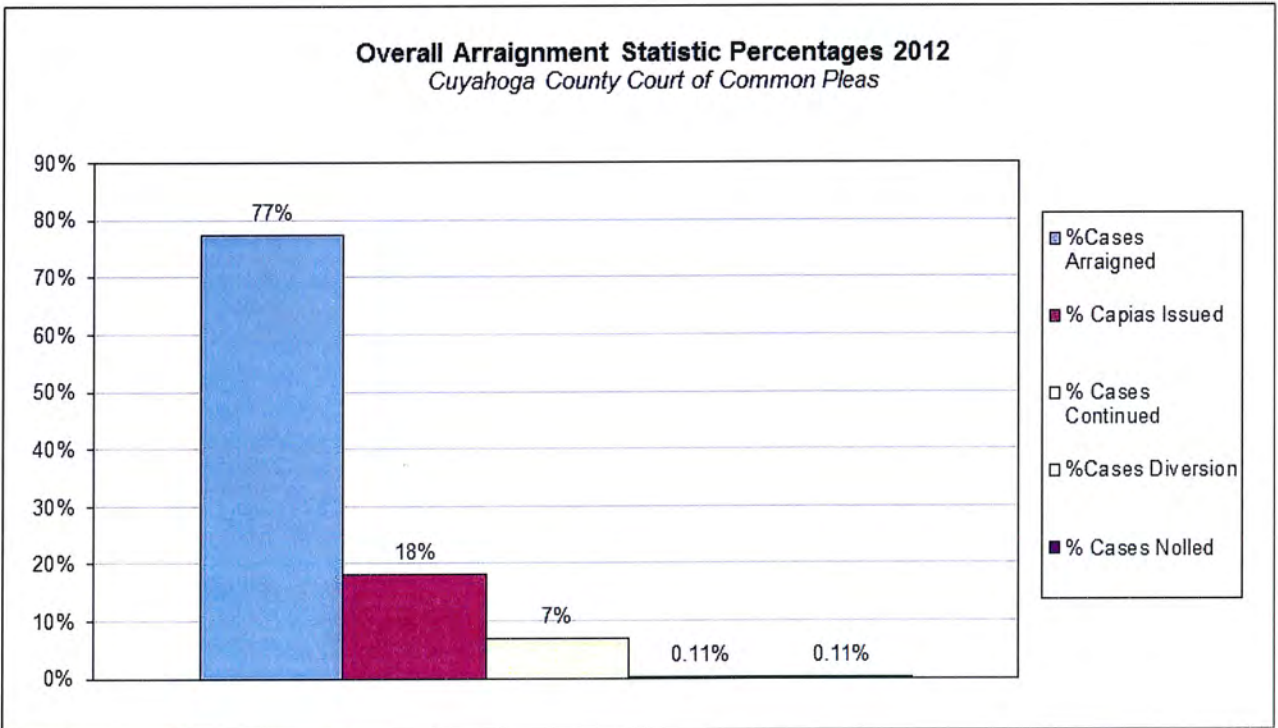
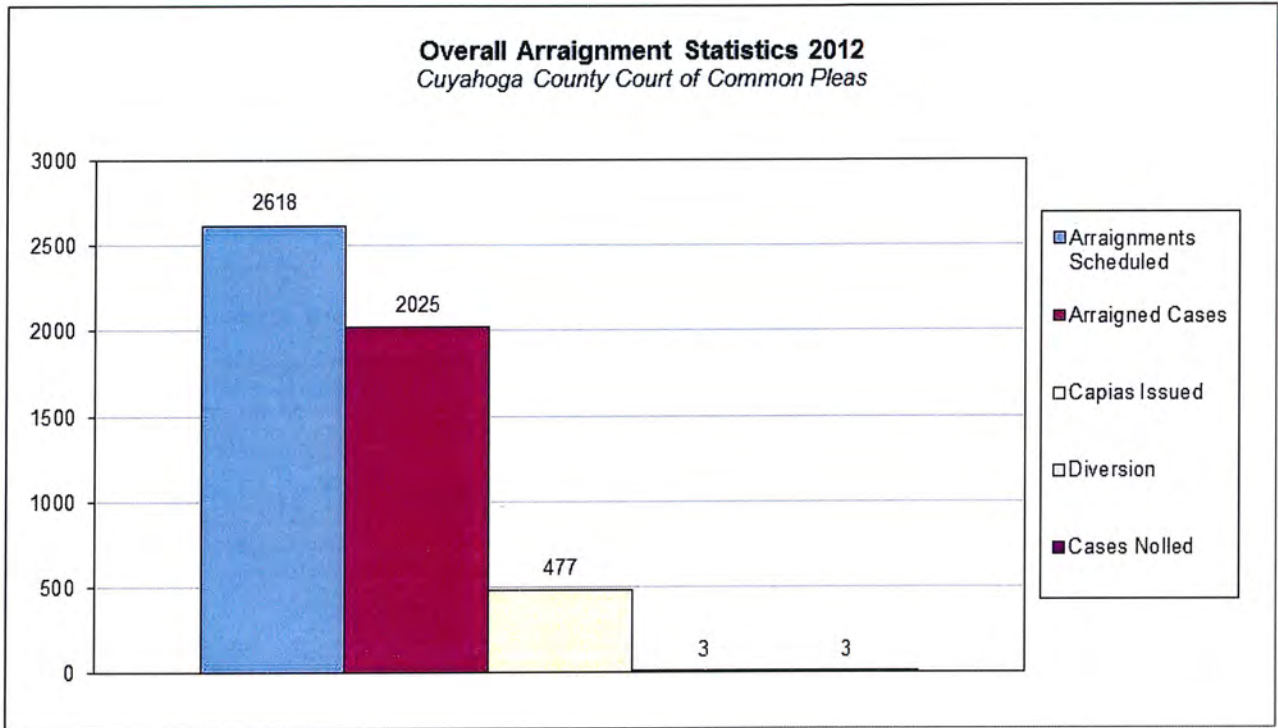
There was an error in the Bail Case Arraignment Activity, Bail Case Arraignment Capias Percentages, Overall Arraignment Statistics, and Overall Arraignment Statistic Percentage charts in January 2012.

Consequently, the aforementioned charts posted with the court statistics for January 2012 are incorrect.

The following charts reflect the correct statistics.



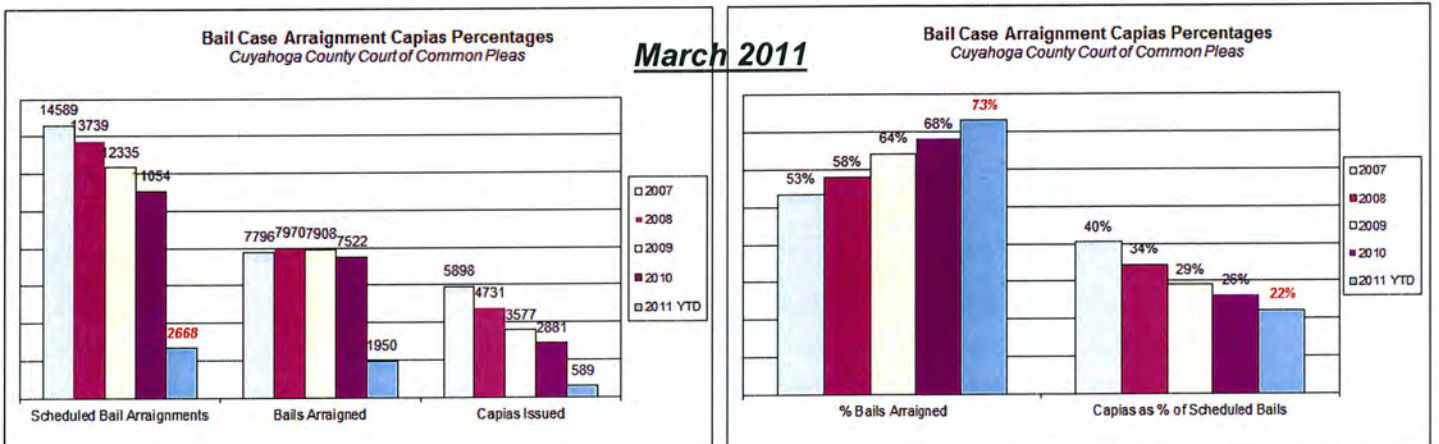
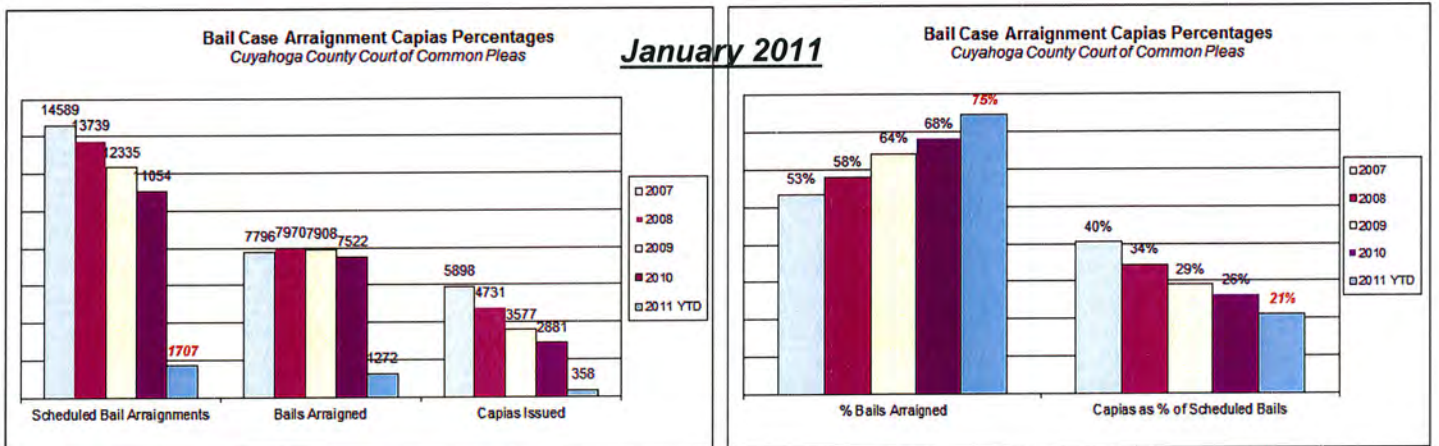
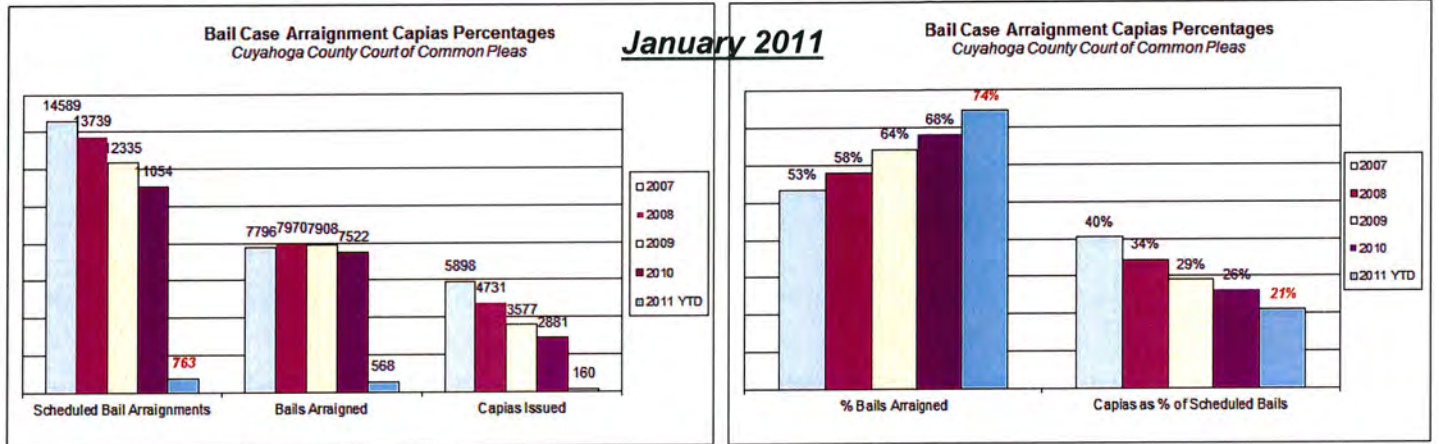
# CUYAHOGA COUNTY COMMON PLEAS COURT



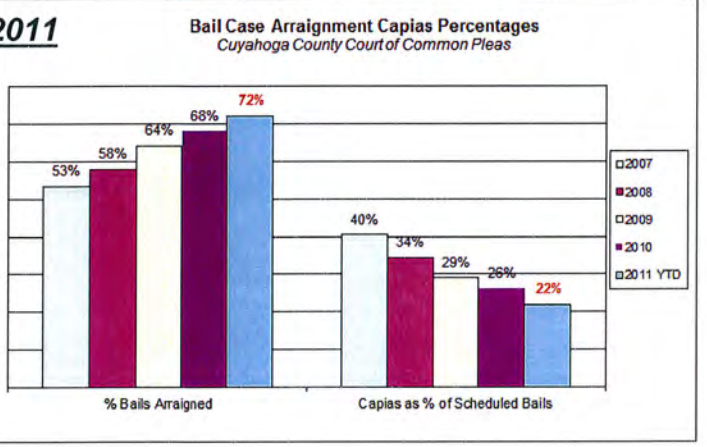
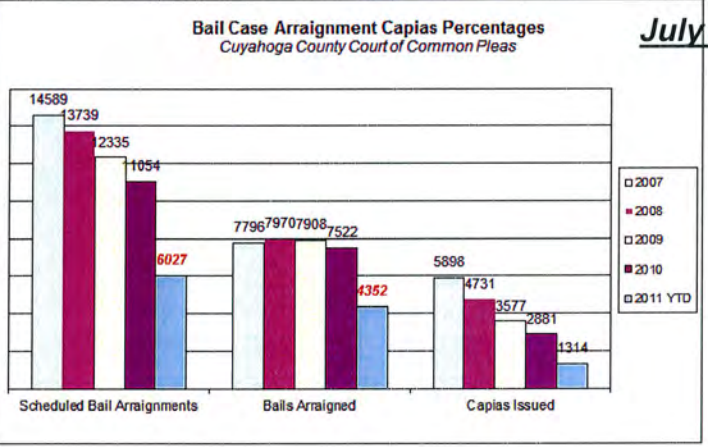
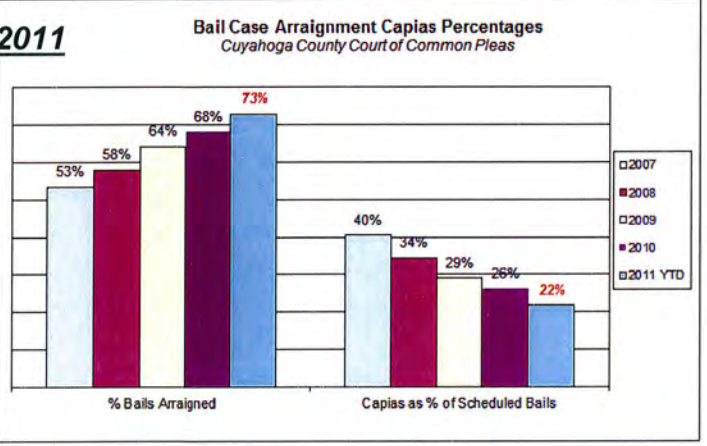
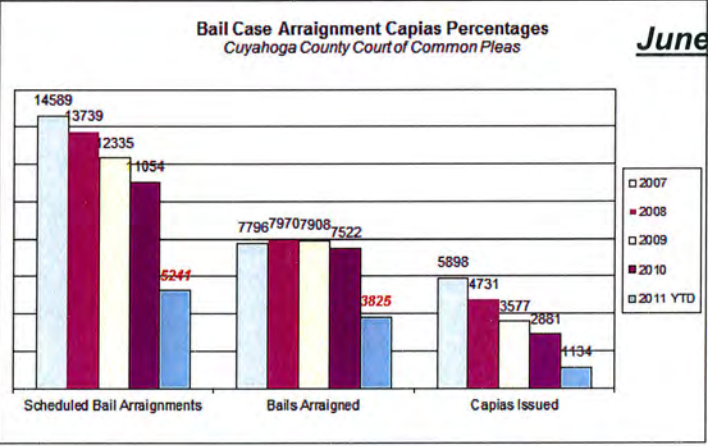
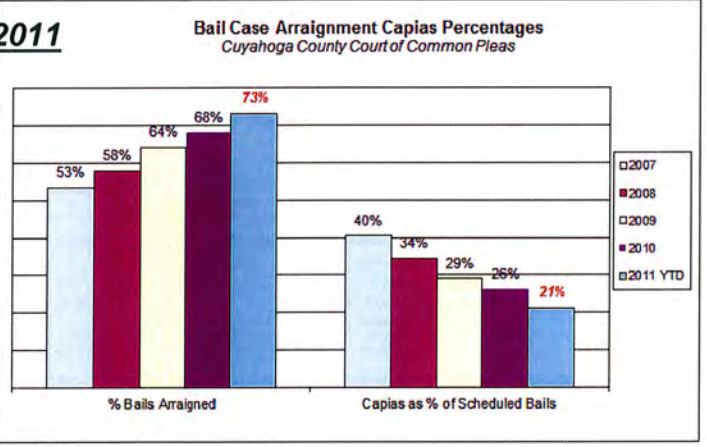
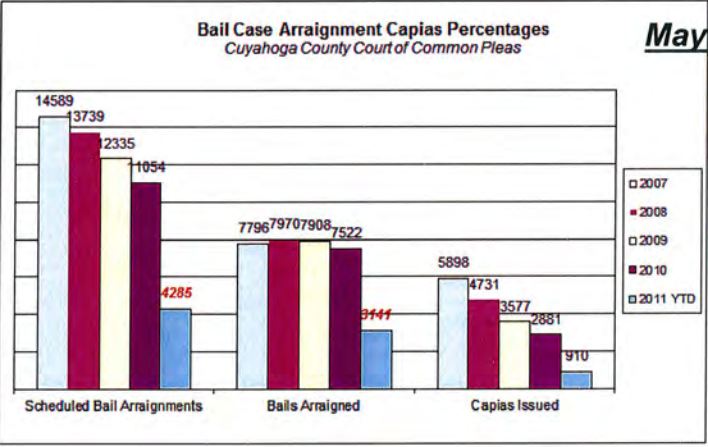
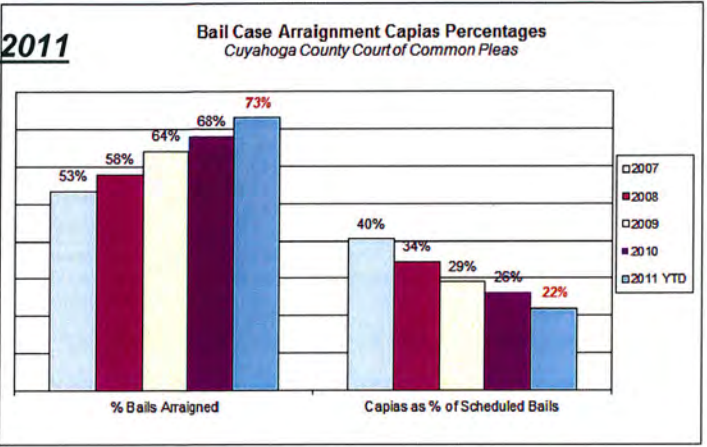
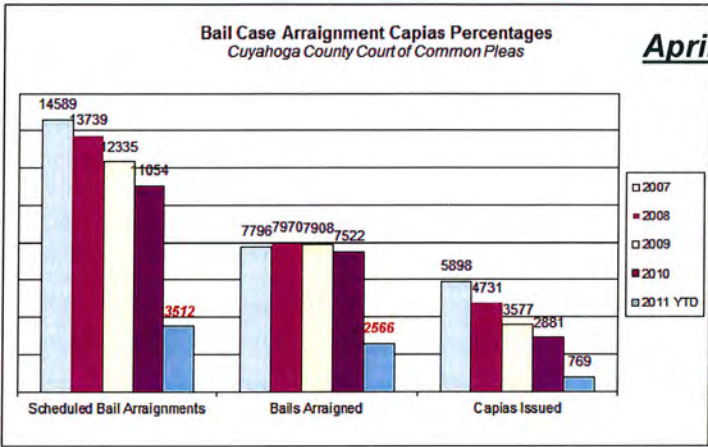
# CUYAHOGA COUNTY COMMON PLEAS COURT

There was a minor error in the Bail Case Arraignment Activity and Bail Case Arraignment Capias Percentages charts in January 2011. The error was not discovered until December 2011. Consequently, the aforementioned charts posted with the court statistics from January 2011 – November 2011 are incorrect.

The following charts reflect the corrections highlighted in red.

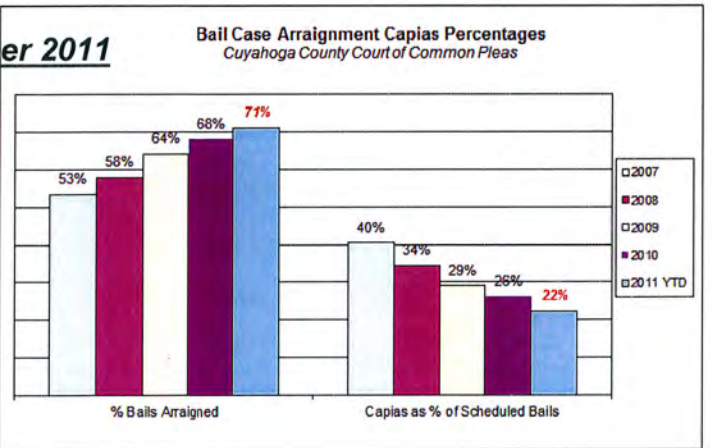
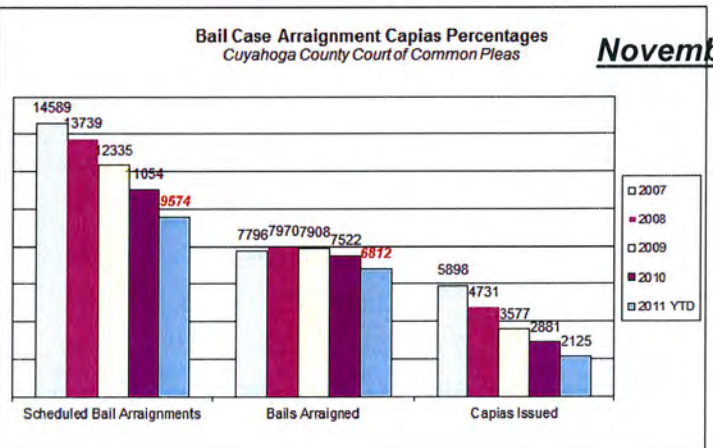
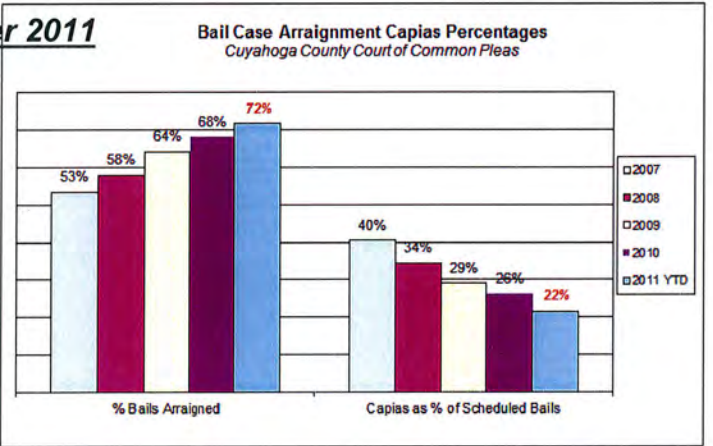
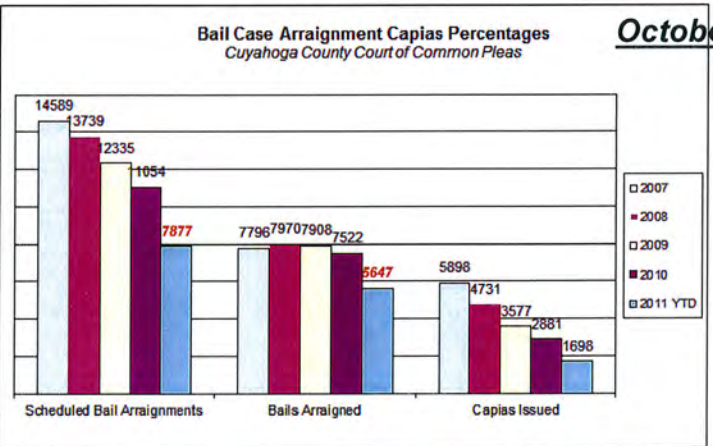
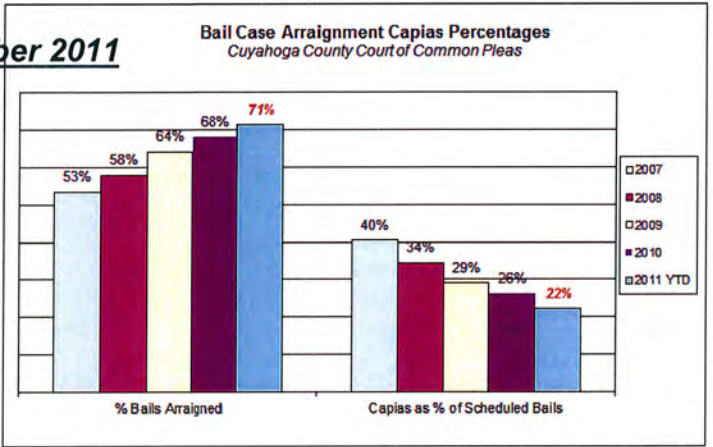
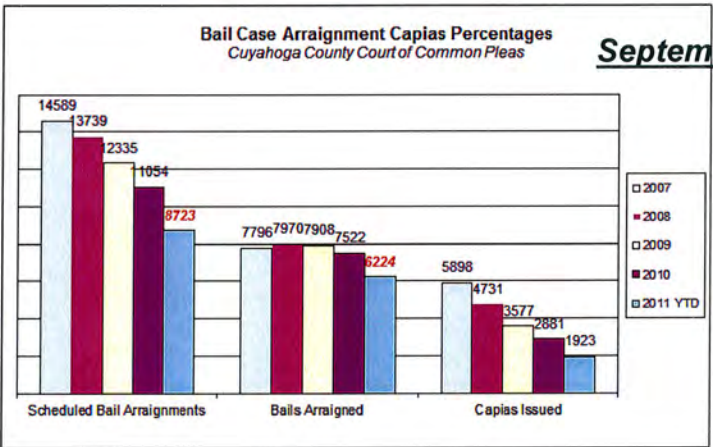
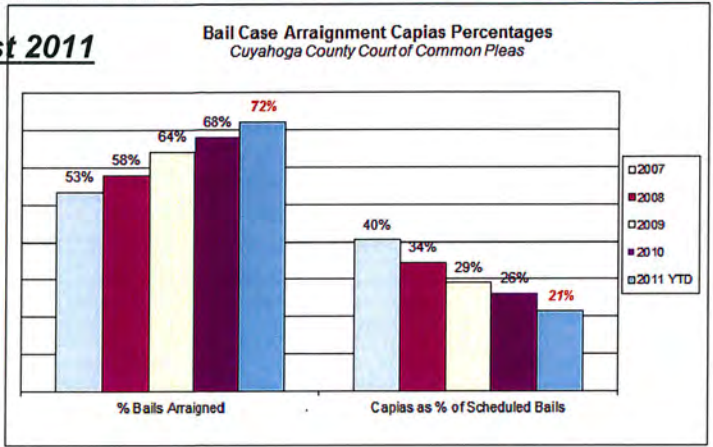
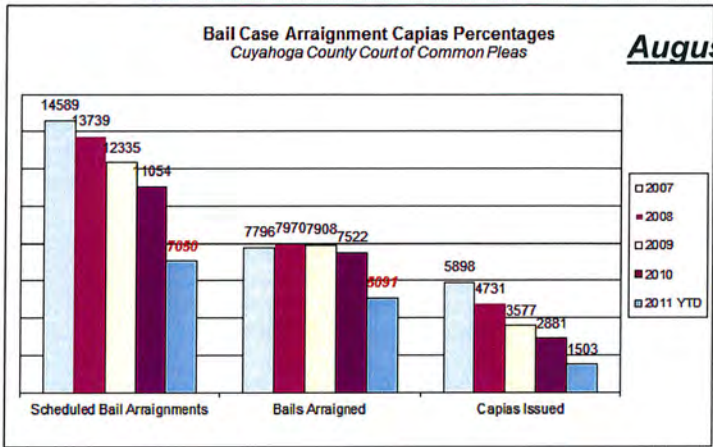


# CUYAHOGA COUNTY COMMON PLEAS COURT





# CUYAHOGA COUNTY COMMON PLEAS COURT



# CUYAHOGA COUNTY COMMON PLEAS COURT

There was a minor error in the New Marsh. Of Lien/Quite Title/Partition Case Filings by Month, Total New Judicial Foreclosure Filings by Month for Year 2010 and Total New Judicial Foreclosure Filings 1996-2010 for the month of March 2010.

The following charts reflect the *original* and *corrected* numbers.

