



CUYAHOGA COUNTY COMMON PLEAS COURT

***Statistics Report
June 2013***

***Nancy A. Fuerst
Administrative and Presiding Judge***

TABLE OF CONTENTS

Criminal Statistics

Newly Filed, Re-Activated and Transferred in Cases _____	4
Yearly Criminal Terminations _____	5
Pending Criminal Cases End of Period _____	6
Clearance Rate _____	7
Arrest to Disposition Timeline _____	8
Average Arrest to Disposition Timeline (Jail Cases) _____	9
Average Arrest to Disposition Timeline (Non-Jail Cases) _____	10
Average Arrest to Disposition Timeline (Jail and Non-Jail Cases) _____	11
Yearly Average Arrest to Disposition Timeline _____	12
Indictments and Informations Filed With the Clerk of Courts _____	13
Bail Case Arraignment Activity _____	14
Overall Arraignment Statistics _____	15

Foreclosure Statistics

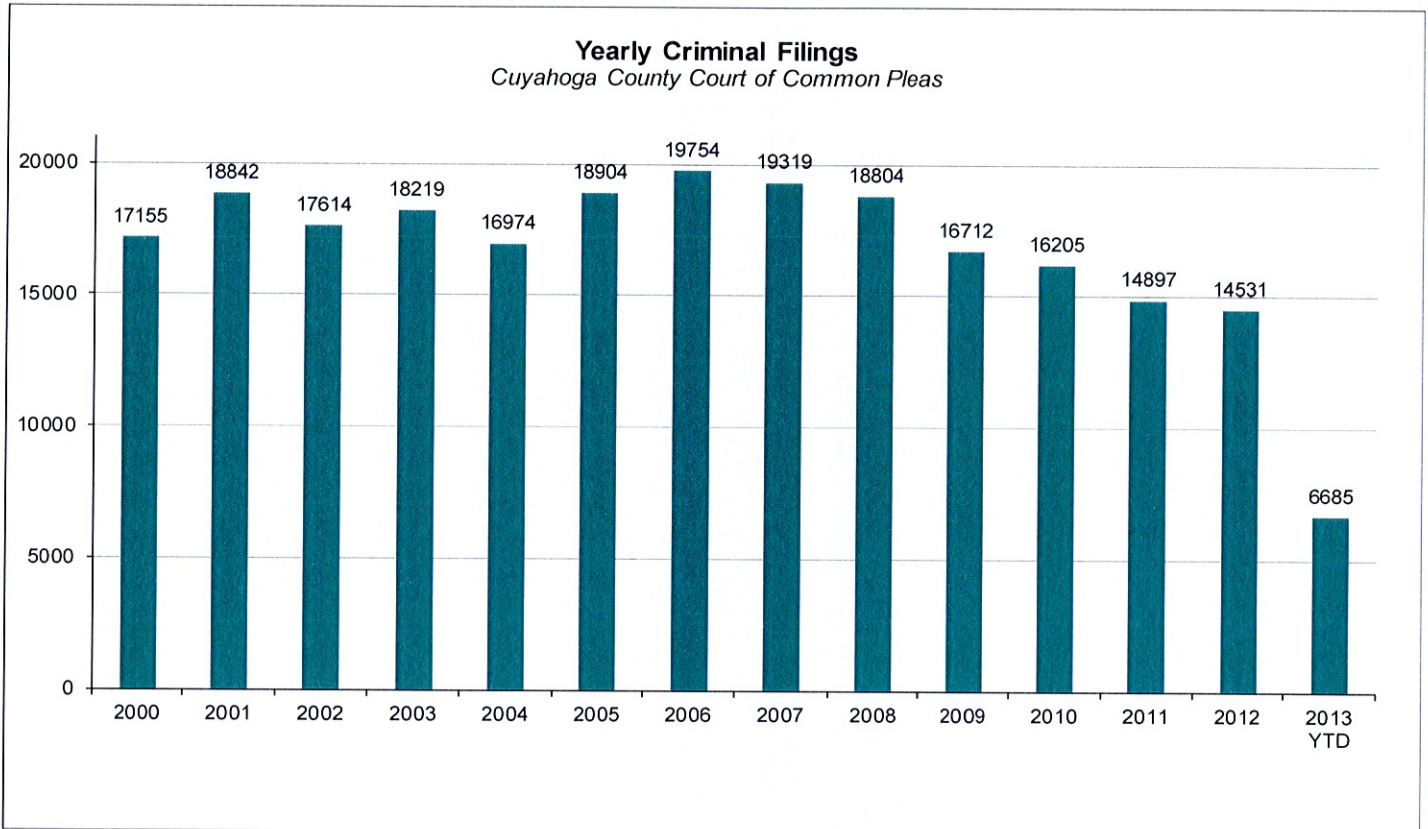
Total Pending Judicial Foreclosure Cases Referred to Magistrates (A) _____	17
Total Pending Judicial Foreclosure Cases Referred to Magistrates (B) _____	18
Total Pending Judicial Foreclosure Cases Referred to Magistrates (C) _____	19
Total Pending Tax Lien & Certificate Cases Referred to Magistrates (A) _____	20
Total Pending Tax Lien & Certificate Cases Referred to Magistrates (B) _____	21
Total Pending Tax Lien & Certificate Cases Referred to Magistrates (C) _____	22
Percentage of Pending Judicial Foreclosure Cases By Filing Year _____	23
Judicial Foreclosure Clearance Rate Year 2011 _____	24
Judicial Foreclosure Clearance Rate Year 2012 _____	25
Judicial Foreclosure Clearance Rate Year 2013 _____	26
Avg. Number of Days to Disp. (Excl. Bank. Stays & Tax Lien & Tax Cert.) _____	27
Avg. Number of Days to Disp. (Excl. Bank. Stays & Incl. Tax Lien & Tax Cert.) _____	28
Total New Judicial Foreclosure Filings _____	29
New Marsh of Lien/Quiet Title/Partition Case Filings for Years 2005 – 2013 YTD _____	30
New Marsh of Lien/Quiet Title/Partition Case Filings by month for 2013 YTD _____	30
New Tax Lien & Certificate Filings for Years 2005 – 2013 YTD _____	31
New Tax Lien & Certificate Filings by Month for Year 2013 YTD _____	31
Total New Judicial Foreclosure Filings Years 2005 – 2013 YTD _____	32
Total New Judicial Foreclosure Filings by Month for Year 2013 YTD _____	32
Magistrate’s Monthly Reports _____	33
Report CMSR1062 - Judicial Foreclosure Statistics by Judge _____	41
Monthly Summary _____	47
Year to Date Summary _____	49
Corrections/Adjustments _____	51

Criminal Case Statistics

CUYAHOGA COUNTY COMMON PLEAS COURT

Newly Filed, Re-Activated and Transferred in Cases

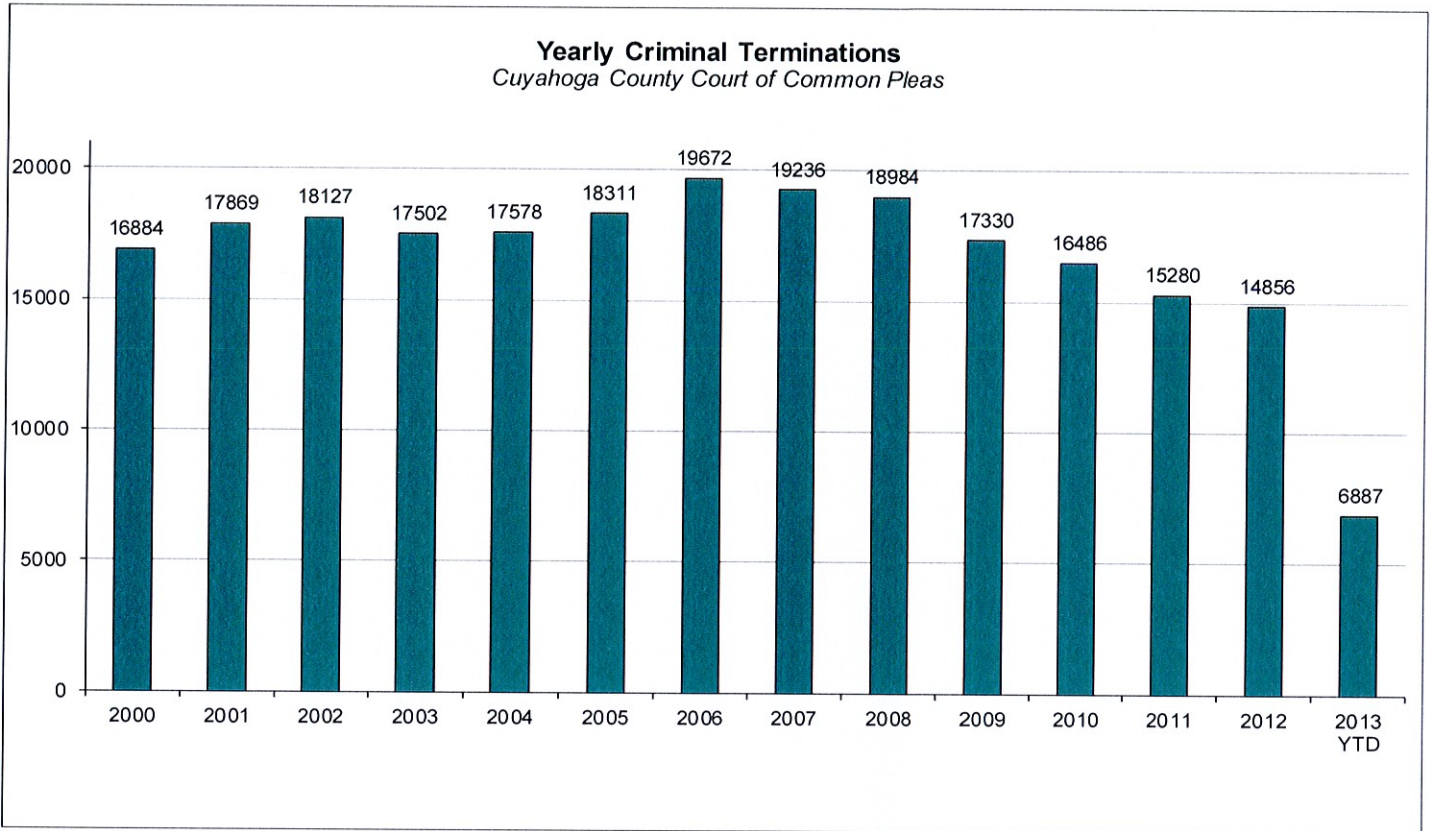
The following chart is a representation of all filed cases in Cuyahoga County Court of Common Pleas from 2000 – June 2013. Newly filed cases are defined as having been arraigned and assigned to a Judge. Re-activated cases are defined as cases where a defendant was unavailable for trial and has now become ready to proceed. Transferred cases are defined as cases moved from one judge's docket to another. This could be due to re-assignment to a Mental Health Judge or after additional information indicates that by Court rule, the case should have been assigned to another Judge.



CUYAHOGA COUNTY COMMON PLEAS COURT

Yearly Criminal Terminations

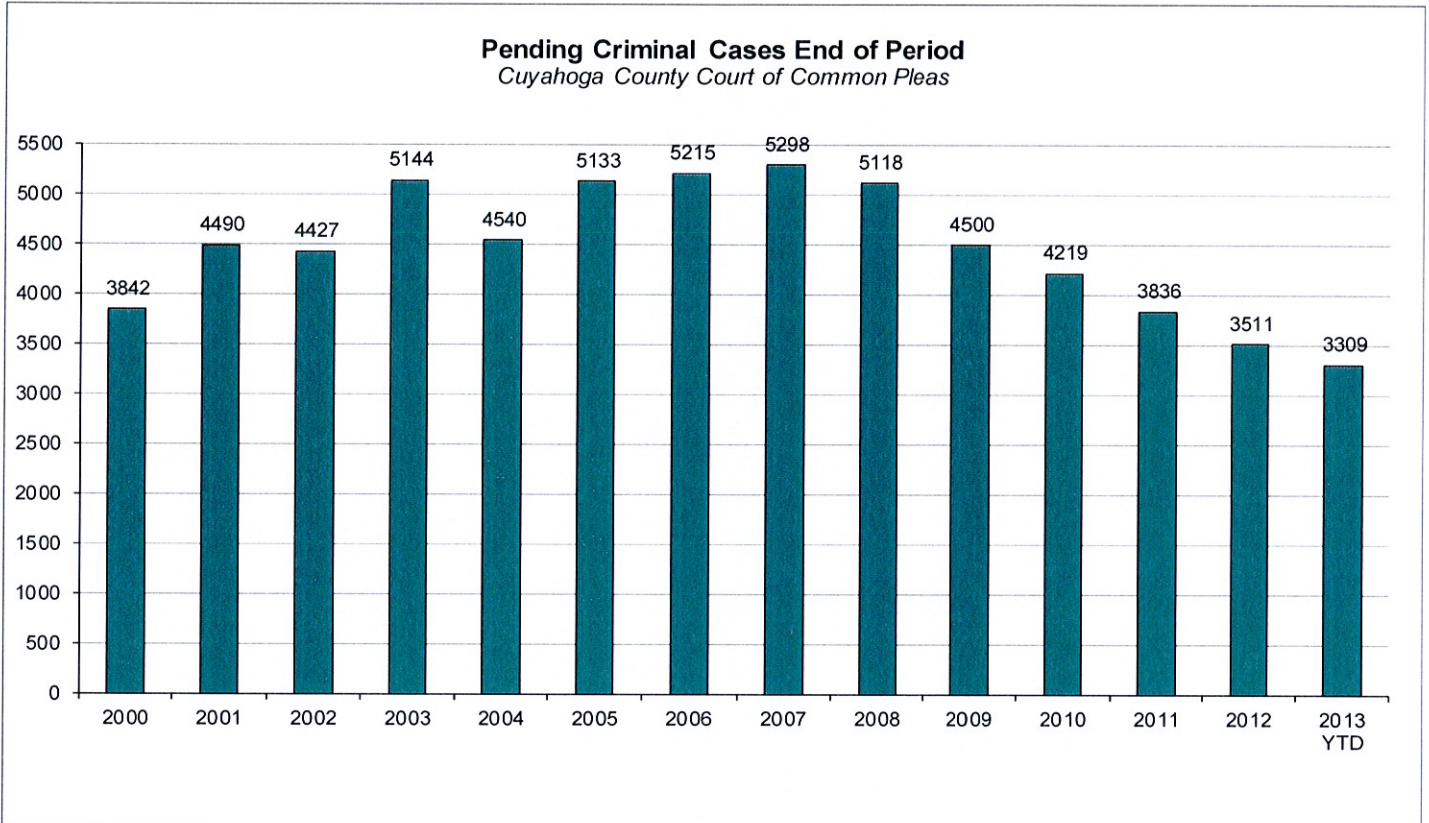
The following chart represents cases that have been terminated by the court from 2000 – June 2013. These cases have been terminated either by trial; plea, dismissal or a defendant is unavailable for trial or sentencing.



CUYAHOGA COUNTY COMMON PLEAS COURT

Pending Criminal Cases End of Period

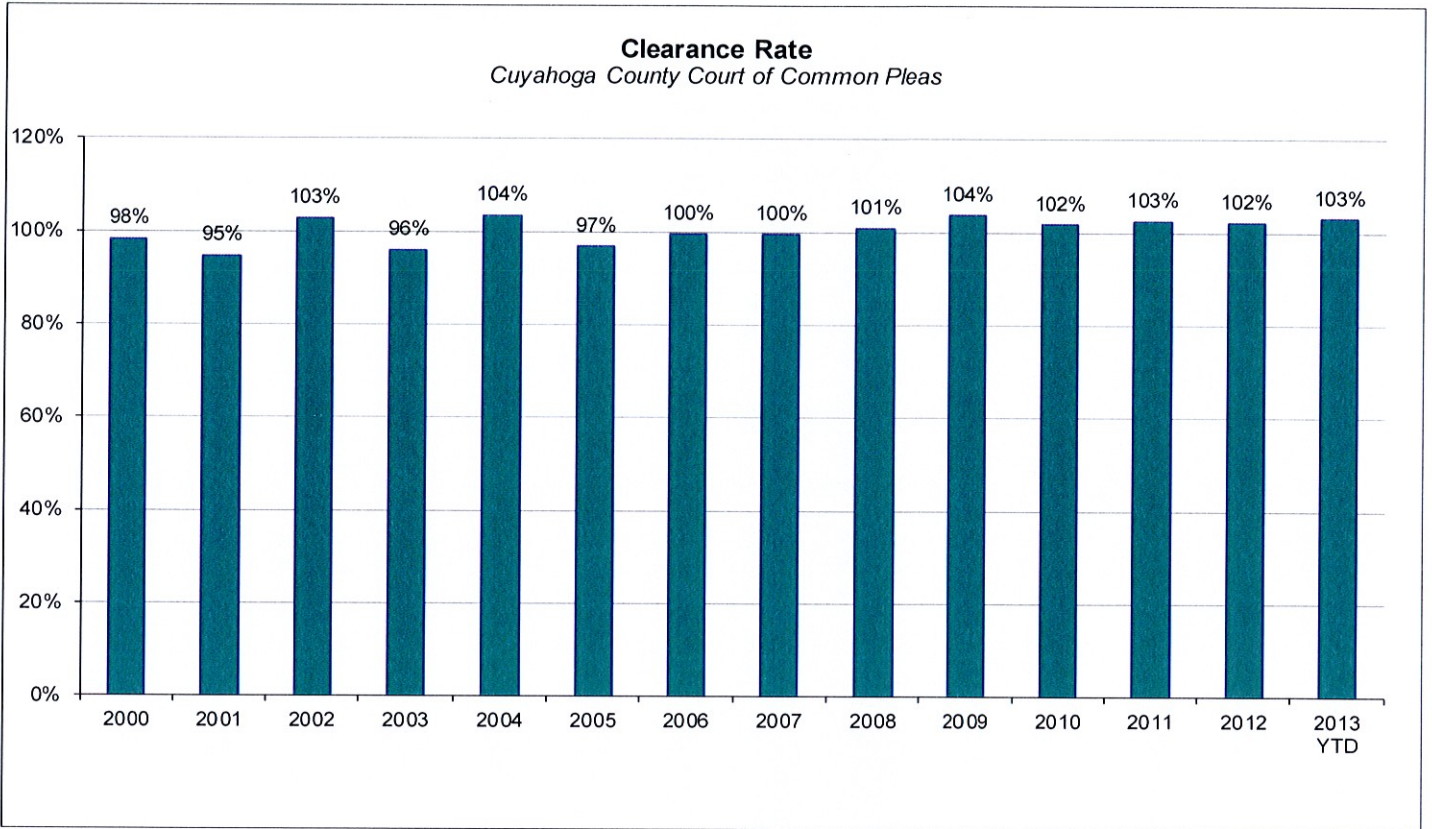
The following chart represents the total number of cases pending at the end of the reporting period from 2000 – June 2013. Pending criminal cases at the end of the period is determined by adding the total number of pending cases at the beginning of the reporting period, and all newly filed, re-activated and transferred in cases. The total number of cases terminated in the period is subtracted from the sum total pending at the beginning of the period to give the value pending at the end of the period.



CUYAHOGA COUNTY COMMON PLEAS COURT

Clearance Rate

The Clearance Rate is the total number of outgoing cases as a percentage of the number of incoming cases. Clearance rate measures whether the court is keeping up with its incoming caseload. If cases are not disposed in a timely manner, a backlog of cases awaiting disposition will grow. A Clearance Rate of 100% indicates that at least as many cases have been filed, reopened, or reactivated in a period have been disposed.



Arrest to Disposition Timeline

Arrest to disposition timeline is a method to measure how felony cases flow through the Cuyahoga County Criminal Justice System. By capturing how long a case takes to move from stage to stage, we can examine where problems may exist and where potential improvements in case processing can be made.

The source data was extracted from the Cuyahoga County Court of Common Pleas Case Management System. The overall population of sample data was based on cases terminated in a given month excluding cases that have gone through diversion programs. A case is defined as a defendant and all charges involved in a single incident. The period for the extracted data is from June 2013.

The stages examined were:

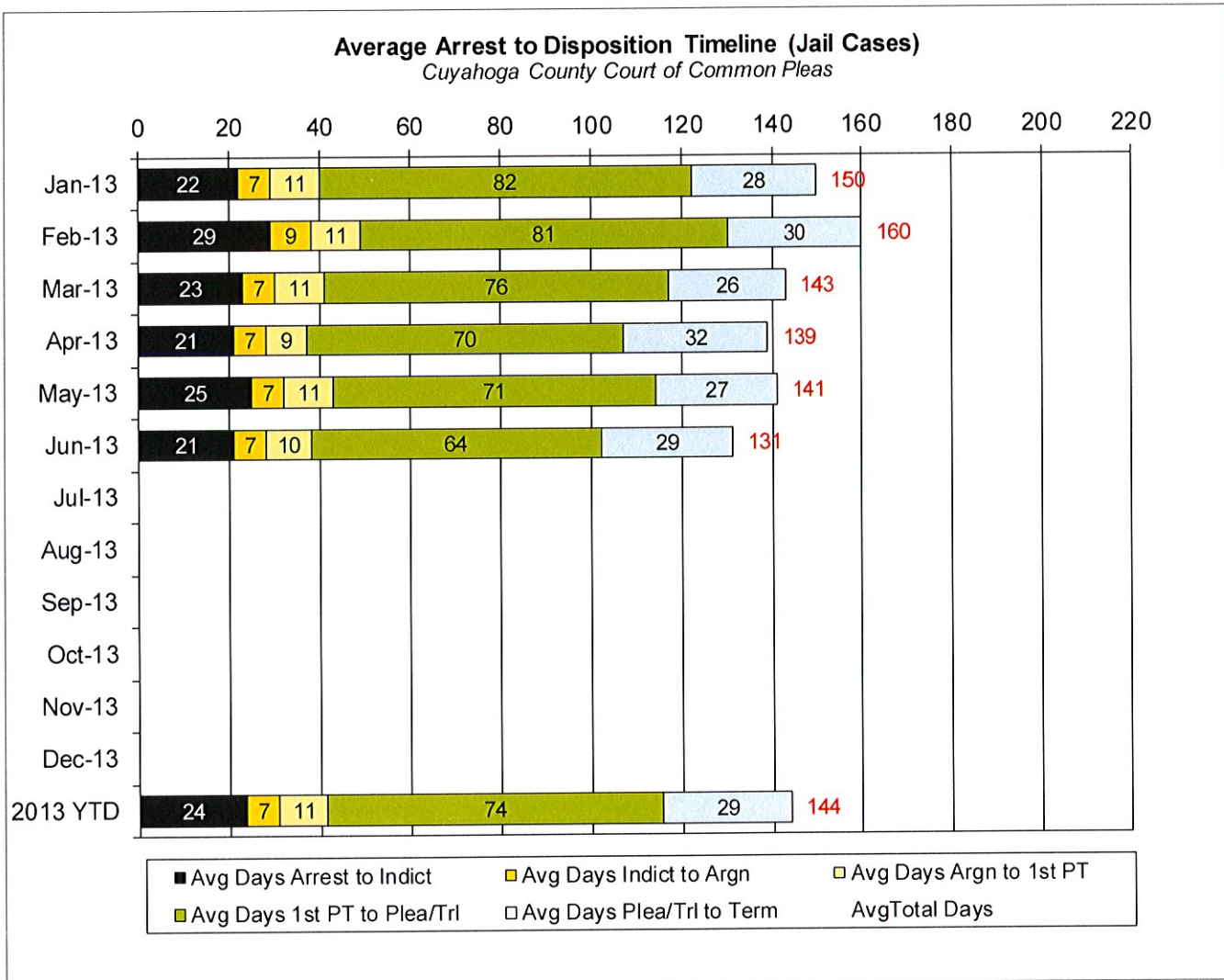
Arrest to Indictment
Indictment to Arraignment
Arraignment to 1st Pre-Trial
1st Pre-Trial to Plea/Trial
Plea/Trial to Termination

Due to the fact that each case may or may not have all of the stage date elements, a method to arrive at stage averages was applied. For a case to be included in the average for a stage there would need to be both dates for the given stage. A case would be included in the Arrest to Indictment stage if both arrest date and indictment date were available. This method was applied to each of the five stages. Next we calculated the total number of cases that met the date criteria for each of the ranges and also the total number of days between each date. To arrive at an average, the total number of days for each case in each range was calculated and divided by the total number of cases that met the date criteria. If a case had a time period or periods where the defendant was capiased or referred to the Psych Clinic, that amount of time was subtracted from the appropriate range. For re-indicted cases, the original arrest date is used.

The following three charts are for Jail, Non-Jail and combined Jail and Non-Jail cases. Jail and Non-Jail cases are defined by the posting of bond prior to plea or trial.

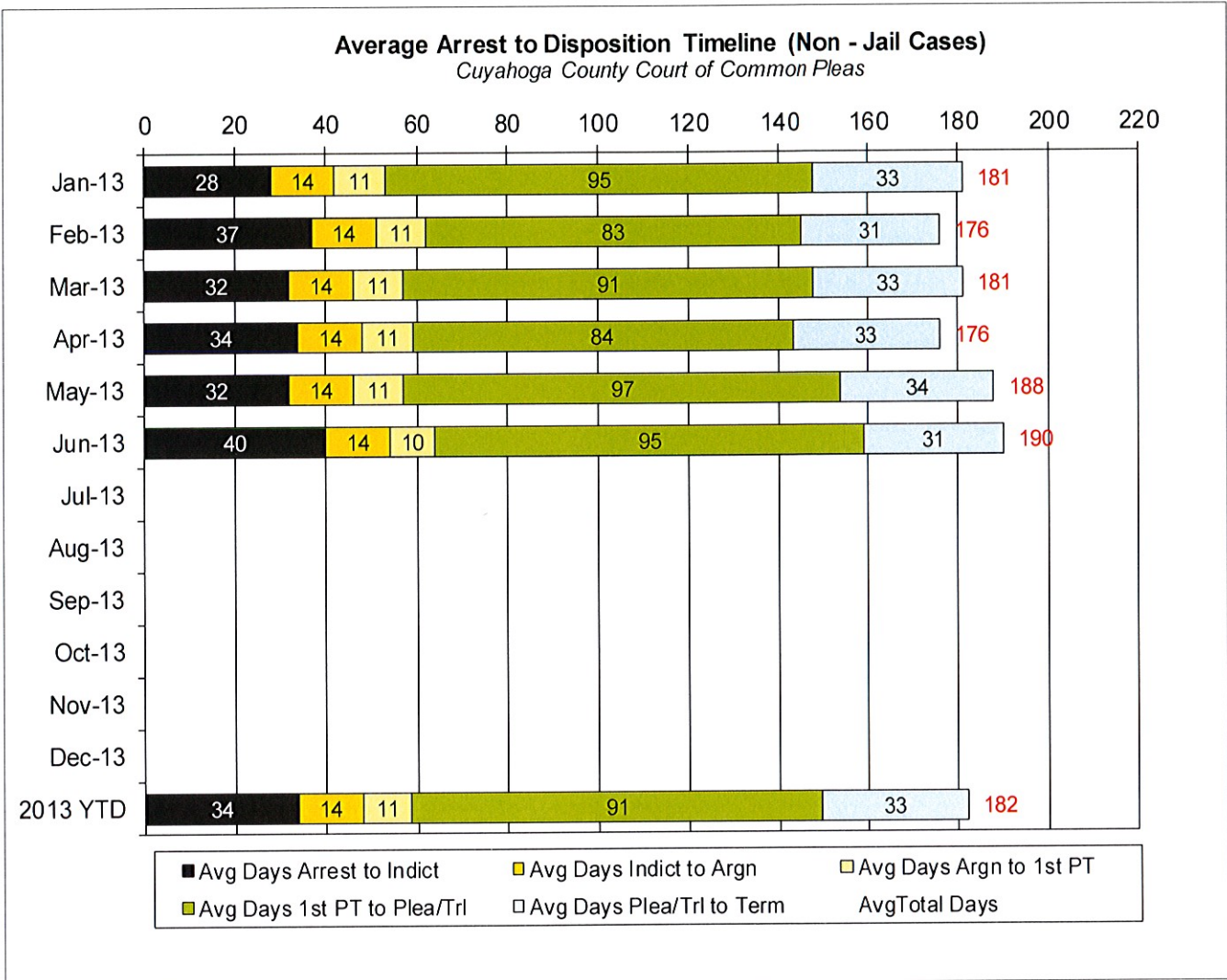
CUYAHOGA COUNTY COMMON PLEAS COURT

Average Arrest to Disposition Timeline (Jail Cases)



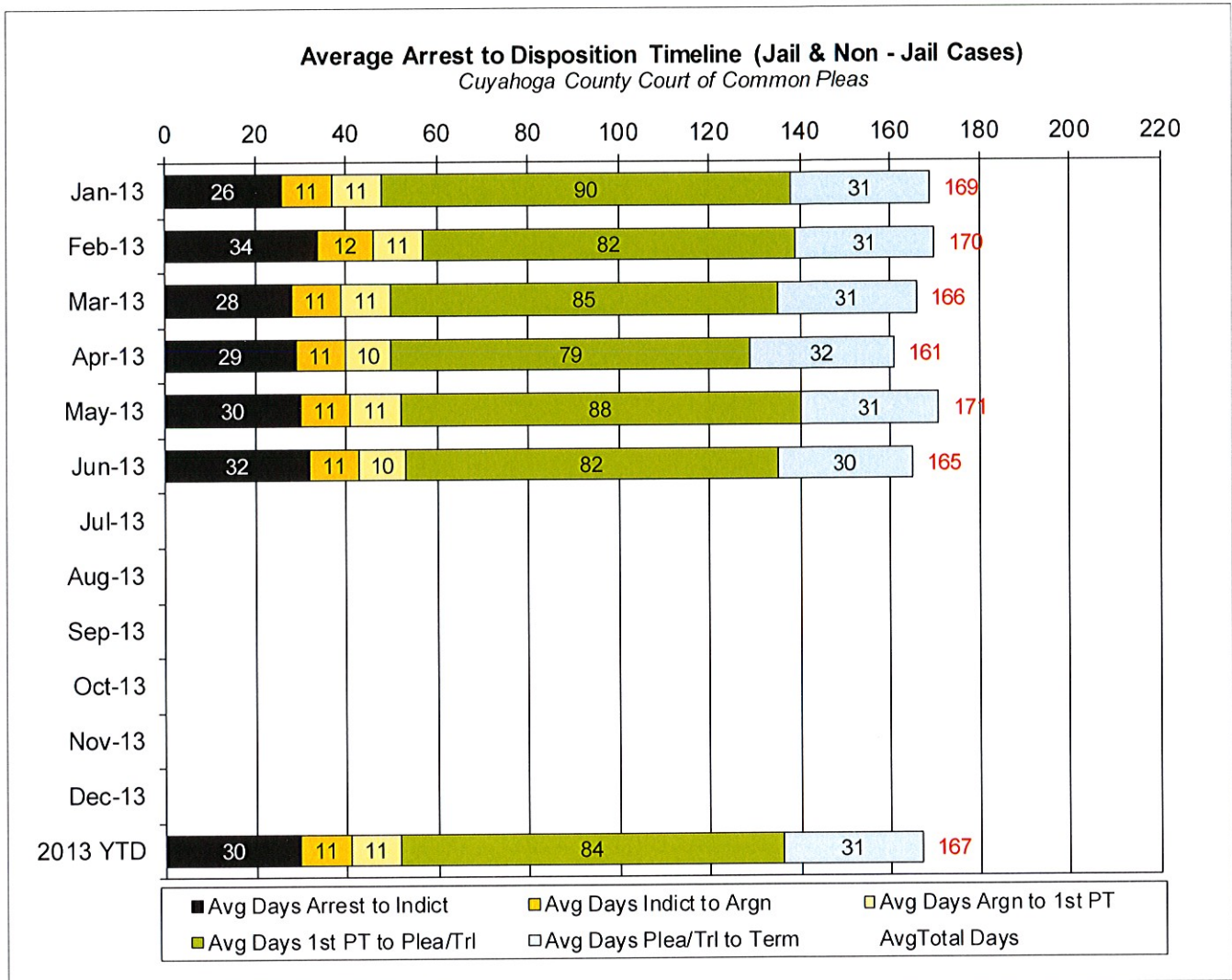
CUYAHOGA COUNTY COMMON PLEAS COURT

Average Arrest to Disposition Timeline (Non-Jail Cases)



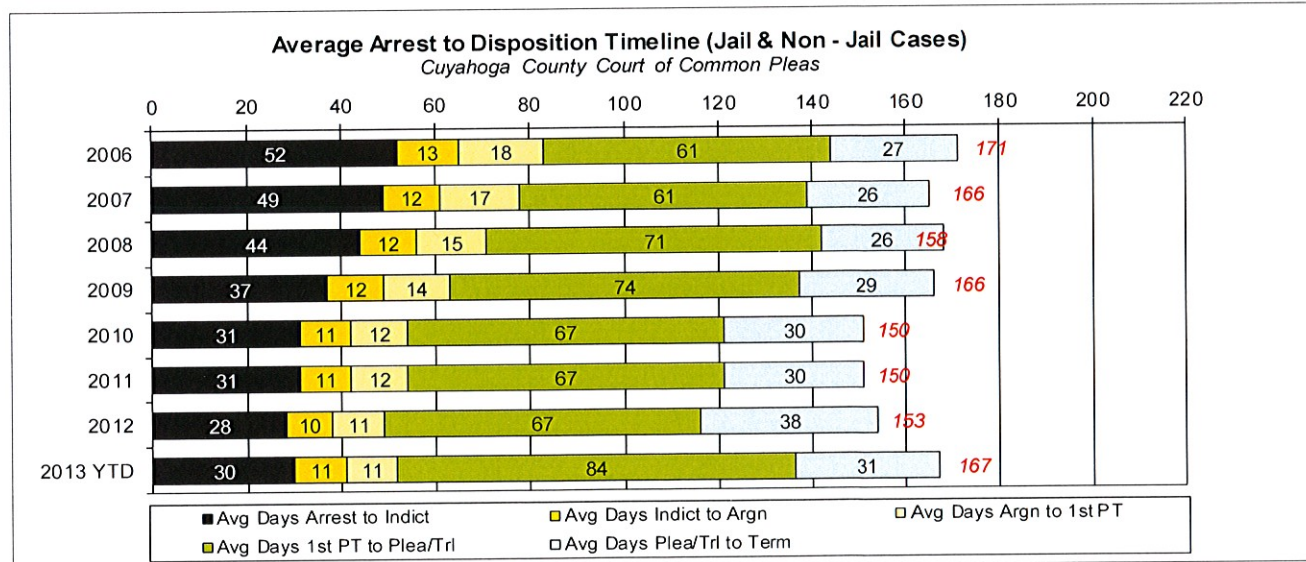
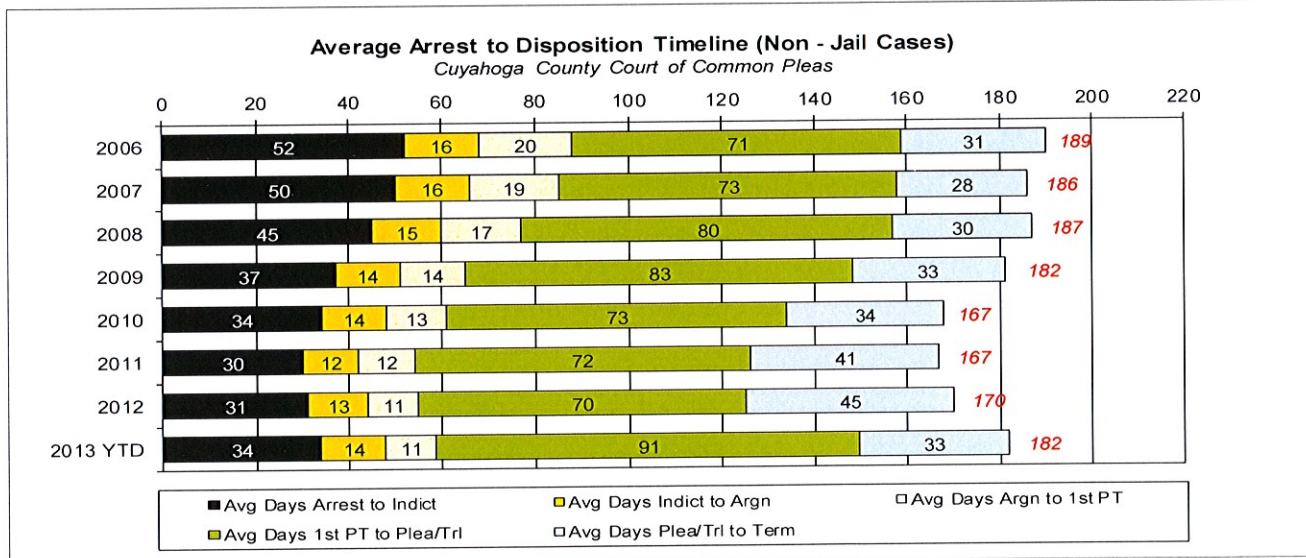
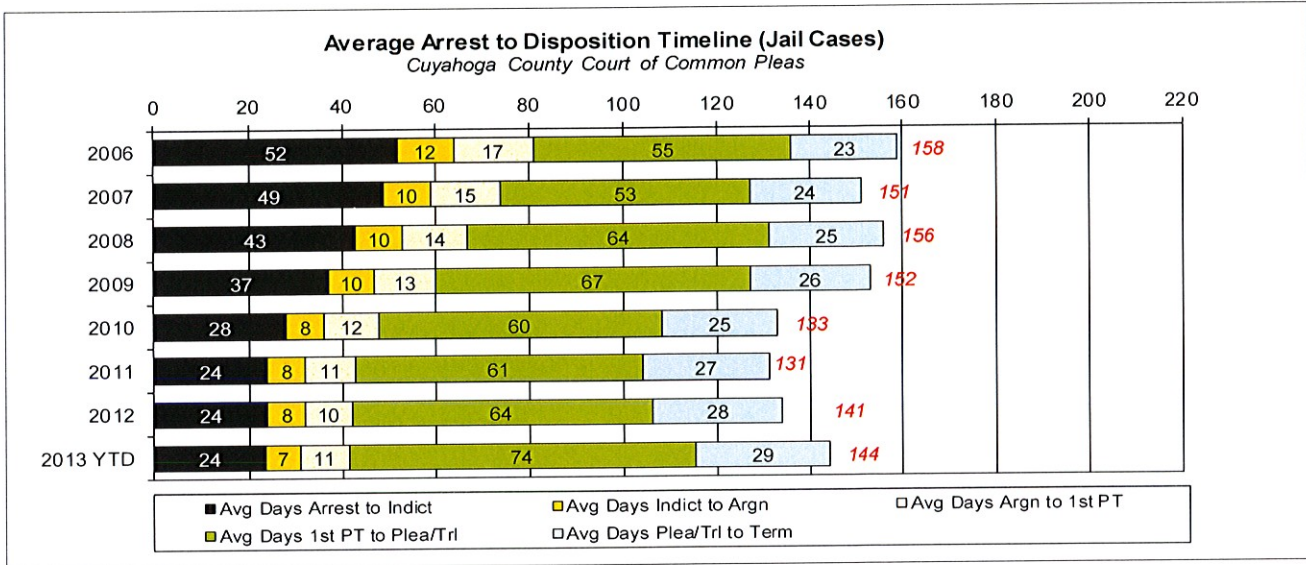
CUYAHOGA COUNTY COMMON PLEAS COURT

Average Arrest to Disposition Timeline (Jail and Non-Jail Cases)



CUYAHOGA COUNTY COMMON PLEAS COURT

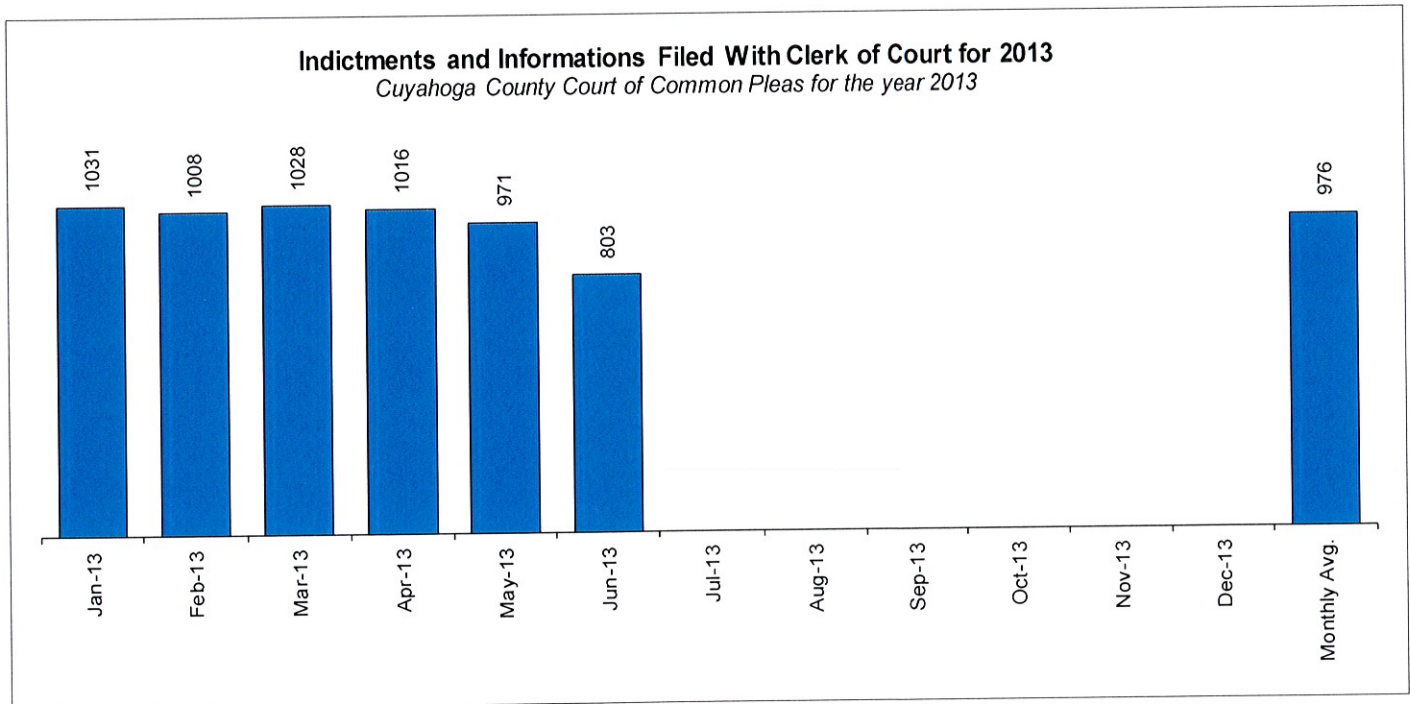
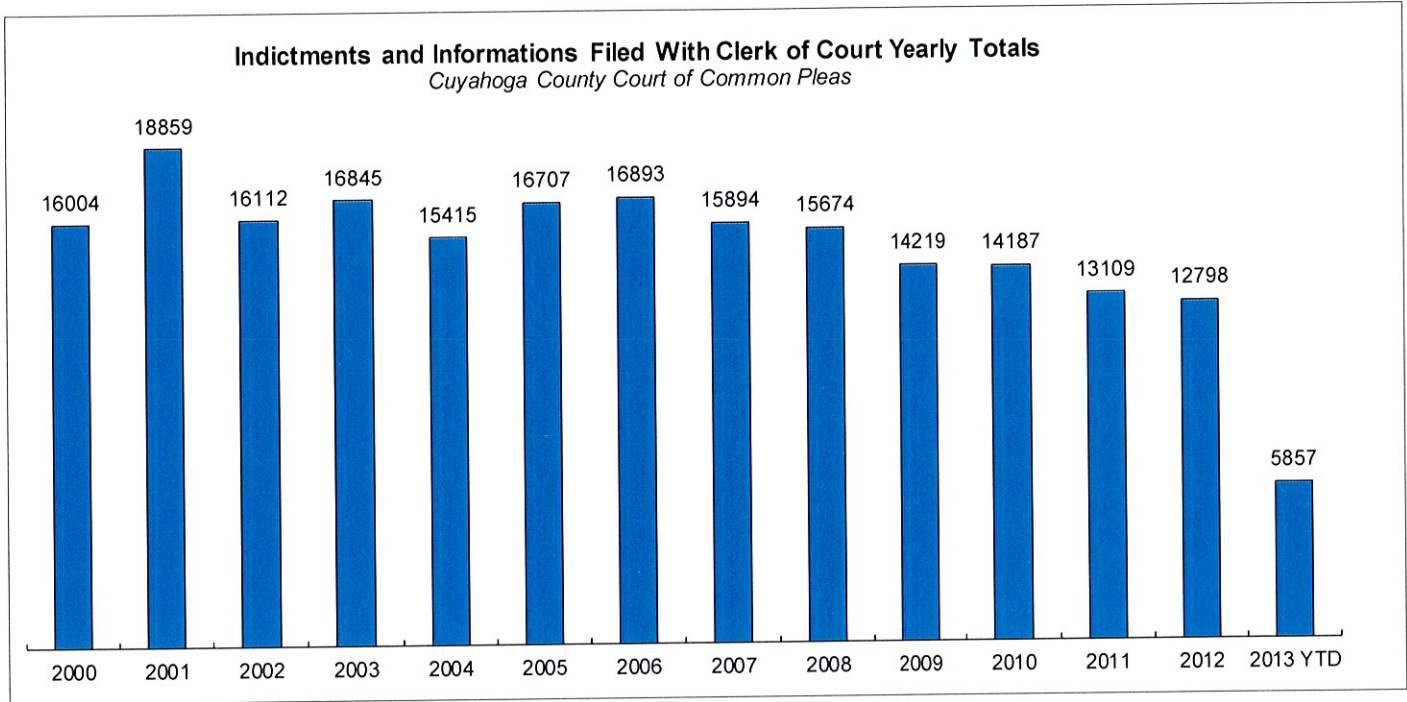
Yearly Average Arrest to Disposition Timeline



CUYAHOGA COUNTY COMMON PLEAS COURT

Indictments and Informations Filed With the Clerk of Courts

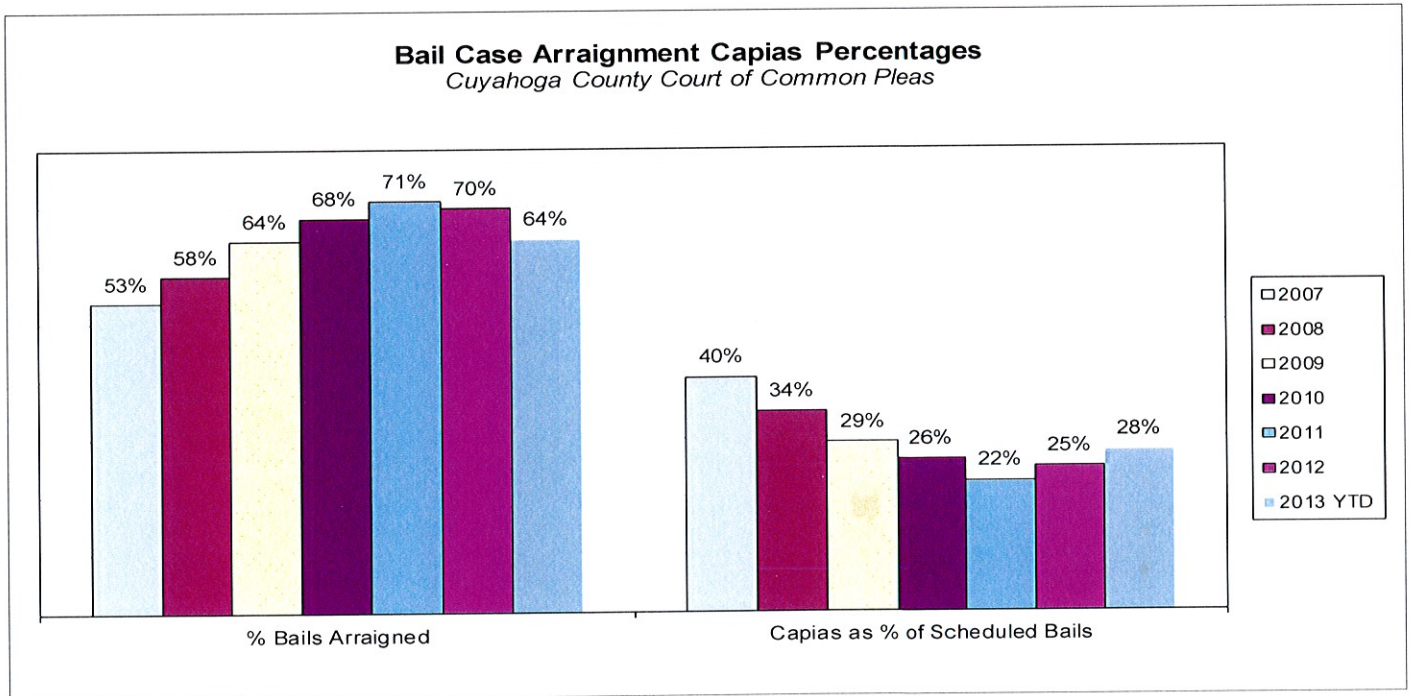
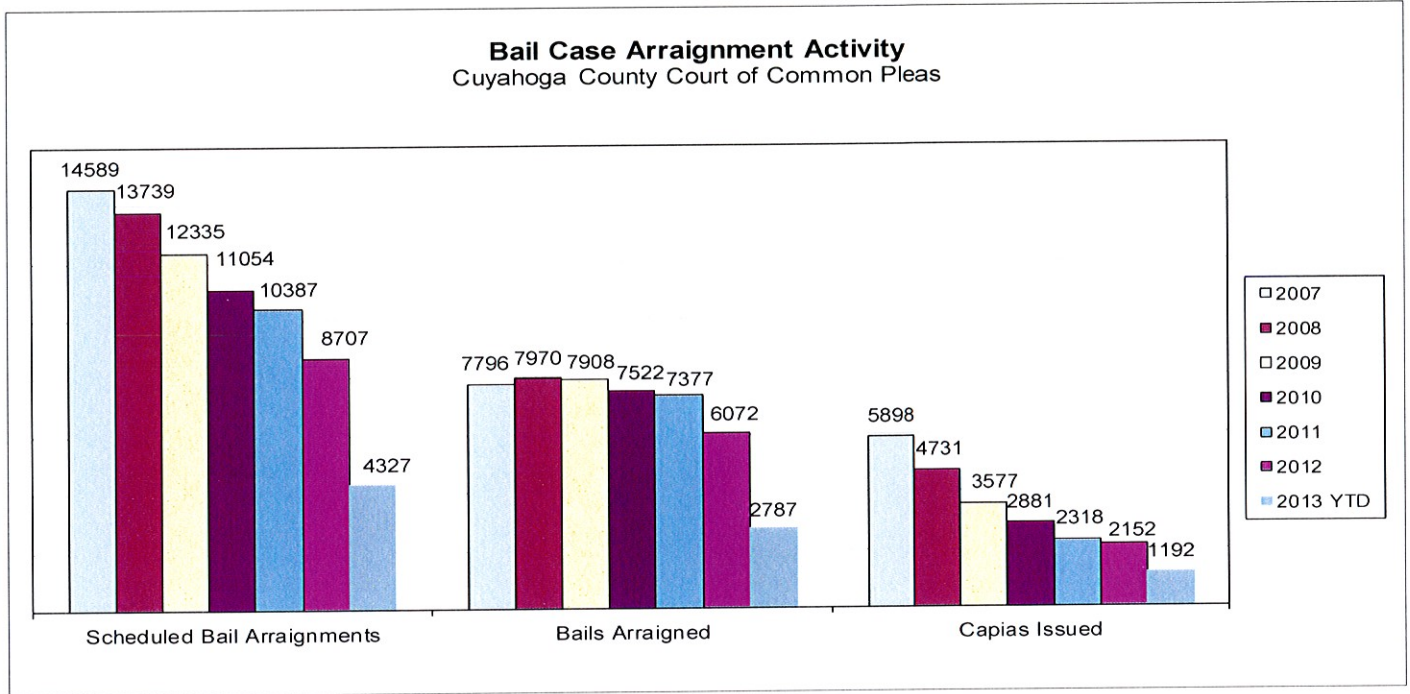
The following charts are reflective of Indictments and Informations filed with the Criminal Clerk of Courts from 2000. The source for this information was the Criminal Clerk's Office.



CUYAHOGA COUNTY COMMON PLEAS COURT

Bail Case Arraignment Activity

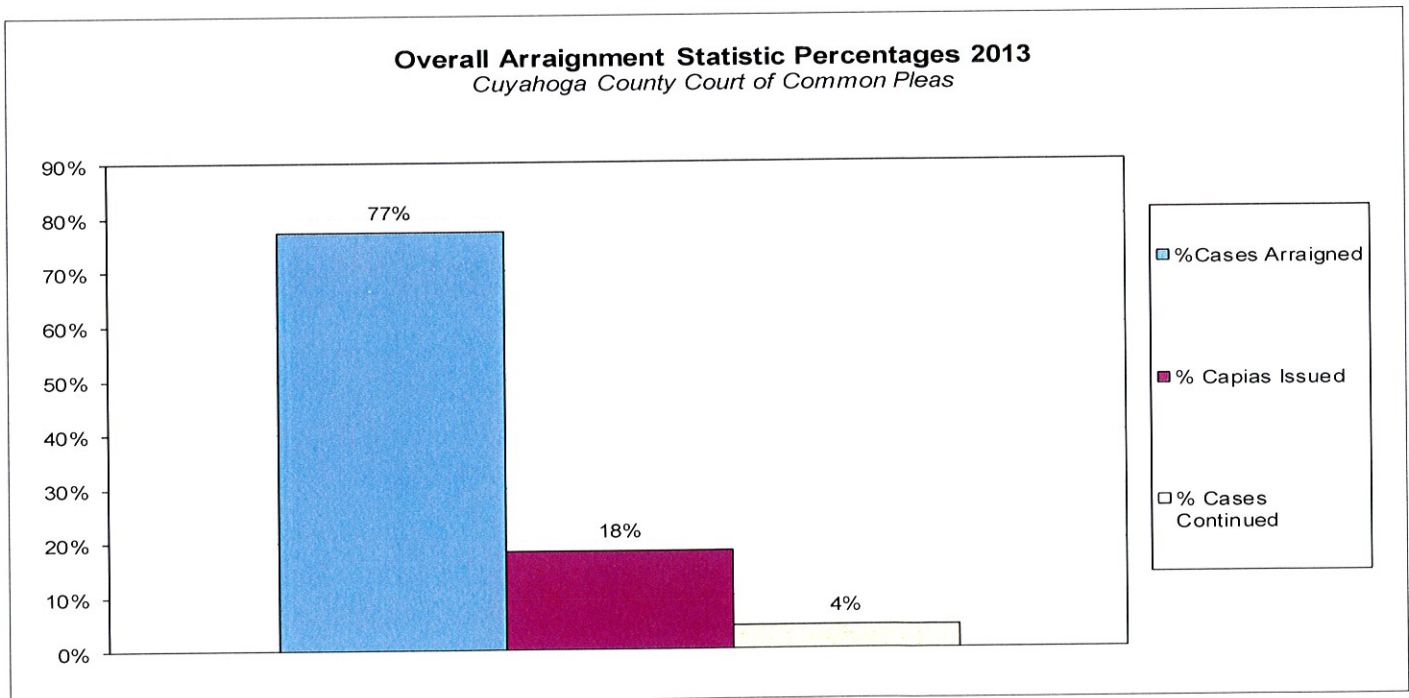
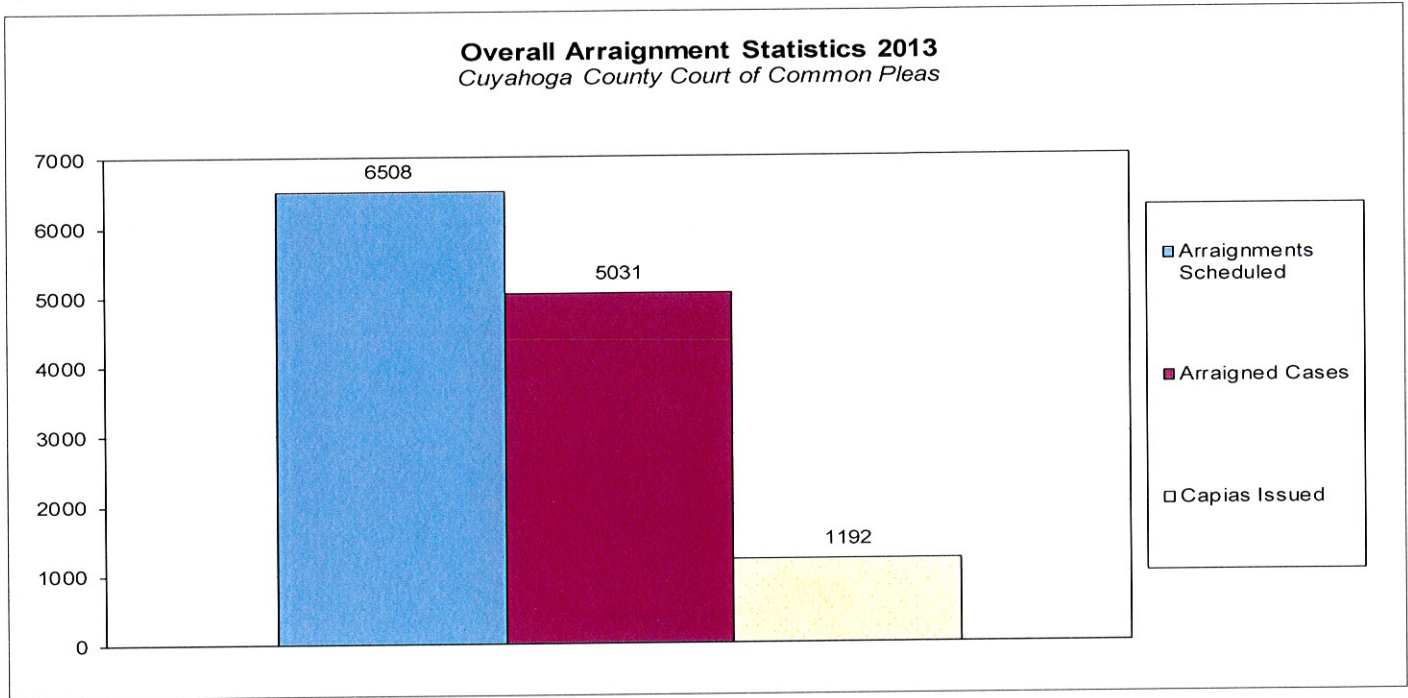
The following charts are reflective of arraignment activity where the defendant was not incarcerated at the time of arraignment. The source for this information was the Criminal Records Department.



CUYAHOGA COUNTY COMMON PLEAS COURT

Overall Arraignment Statistics

The arraignment statistics were provided by the Criminal Records Department. They are provided to give a representation of arraignment activity in the Court in 2013. These statistics include jail and non – jail arraignments.



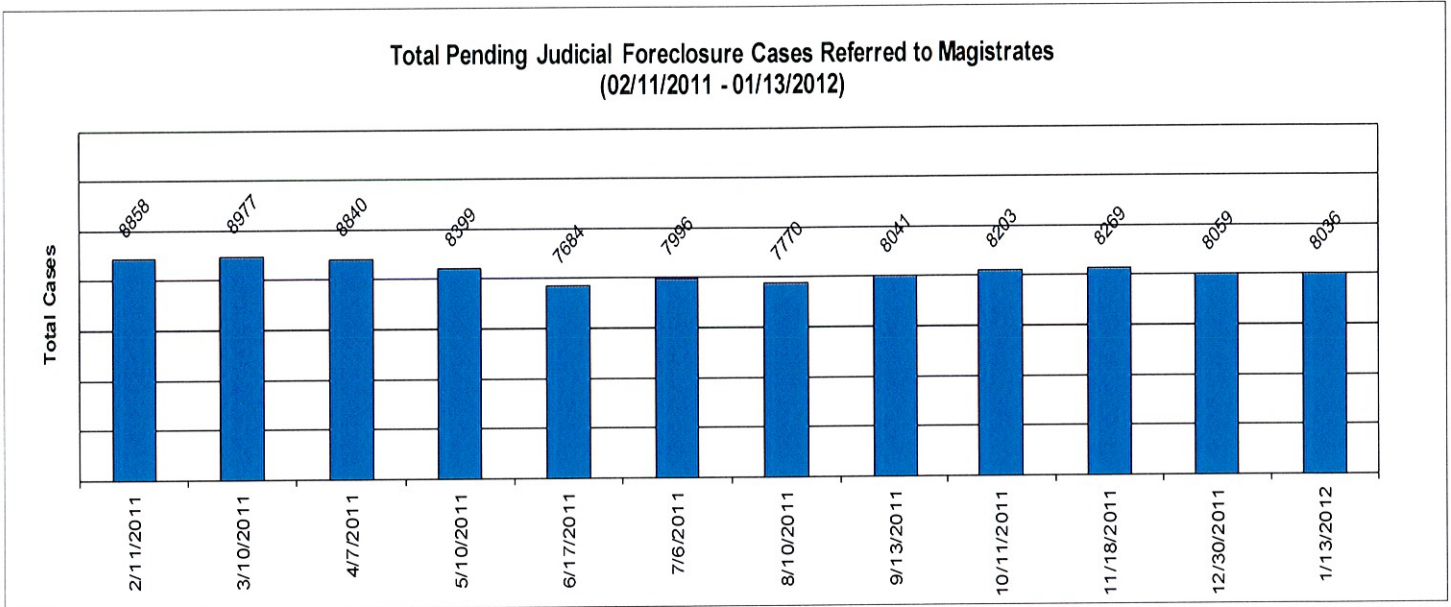
Judicial Foreclosure Statistics¹

¹ For clarification purposes, Foreclosure cases in this report are identified as Judicial Foreclosure filings (filing codes 1460 (Foreclosure Marsh. Of Lien), 1465(Tax Lien), 1466 (Tax Certificate), 1470 (Quiet Title), and 1480 (Partition)). These cases are different from Board of Revision Foreclosures, which are not reported here.

CUYAHOGA COUNTY COMMON PLEAS COURT

Total Pending Judicial Foreclosure Cases Referred to Magistrates (A)

The following chart is a display of the total number of pending Judicial Foreclosure cases referred to the Magistrates on specific dates. The table below shows the number of these cases pending for each year since 1990.

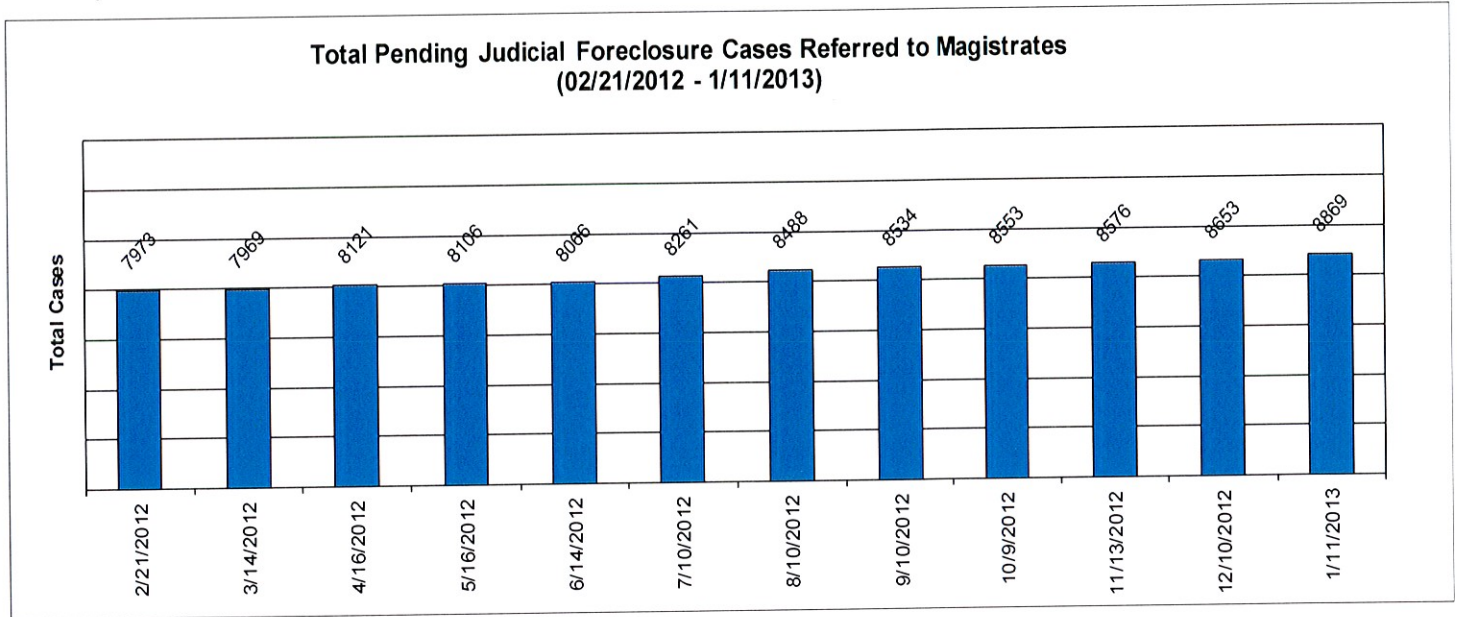


	As of:	2/11/2011	3/10/2011	4/7/2011	5/10/2011	6/17/2011	7/6/2011	8/10/2011	9/13/2011	10/11/2011	11/18/2011	12/30/2011	1/13/2012
Year													
1990		0	0	0	0	0	0	0	0	0	0	0	0
1991		0	0	0	0	0	0	0	0	0	0	0	0
1992		0	0	0	0	0	0	0	0	0	0	0	0
1993		0	0	0	0	0	0	0	0	0	0	0	0
1994		0	0	0	0	0	0	0	0	0	0	0	0
1995		0	0	0	0	0	0	0	0	0	0	0	0
1996		1	1	1	1	1	1	0	0	0	0	0	0
1997		0	0	0	0	0	0	0	0	0	0	0	0
1998		0	0	0	0	0	0	0	0	1	1	1	1
1999		0	0	0	0	0	0	0	0	0	0	0	0
2000		1	1	3	2	0	0	0	0	0	0	0	0
2001		0	0	0	0	0	0	0	0	0	0	0	0
2002		1	1	1	4	3	1	11	12	10	10	10	10
2003		4	2	2	2	2	2	2	2	2	2	2	2
2004		6	7	6	6	5	4	3	2	2	2	3	3
2005		9	7	7	6	4	4	5	3	2	2	1	1
2006		10	9	10	9	11	9	12	10	11	8	8	7
2007		29	27	26	24	22	22	20	18	20	20	17	17
2008		120	109	96	82	72	71	59	58	51	46	37	35
2009		1031	912	761	611	481	423	342	303	278	244	196	188
2010		6219	5572	4822	3979	3080	2733	2096	1720	1551	1225	951	896
2011		1427	2329	3105	3673	4003	4726	5220	5913	6275	6709	6833	6556
2012													320
Total		8858	8977	8840	8399	7684	7996	7770	8041	8203	8269	8059	8036

CUYAHOGA COUNTY COMMON PLEAS COURT

Total Pending Judicial Foreclosure Cases Referred to Magistrates (B)

The following chart is a display of the total number of pending Judicial Foreclosure cases referred to the Magistrates on specific dates. The table below shows the number of these cases pending from each year since 1990.

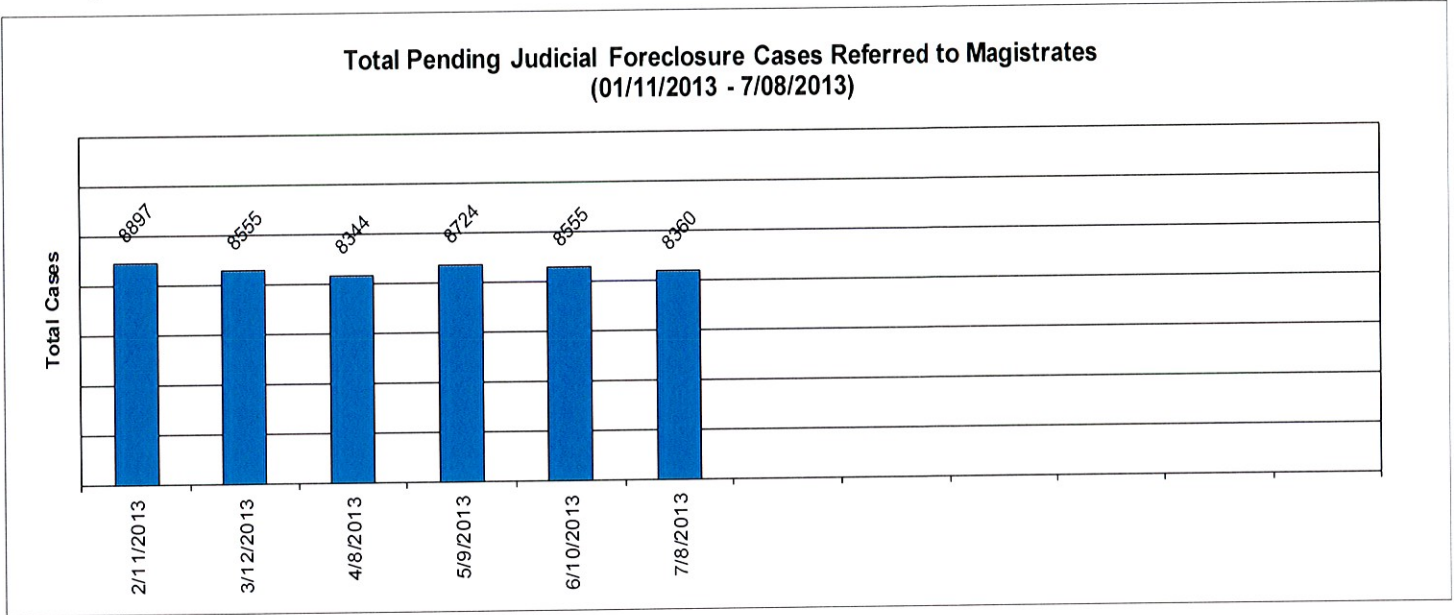


	As of:	2/21/2012	3/14/2012	4/16/2012	5/16/2012	6/14/2012	7/10/2012	8/10/2012	9/10/2012	10/9/2012	11/13/2012	12/10/2012	1/11/2013
Year													
1990		0	0	0	0	0	0	0	0	0	0	0	0
1991		0	0	0	0	0	0	0	0	0	0	0	0
1992		0	0	0	0	0	0	0	0	0	0	0	0
1993		0	0	0	0	0	0	0	0	0	0	0	0
1994		0	0	0	0	0	0	0	0	0	0	0	0
1995		0	0	0	0	0	0	0	0	0	0	0	0
1996		0	0	0	0	0	0	0	0	0	0	0	0
1997		0	0	0	0	0	0	0	0	0	0	0	0
1998		0	0	0	0	0	0	0	0	0	0	0	0
1999		0	0	0	0	0	0	0	0	0	0	0	0
2000		0	0	0	0	0	0	0	0	0	0	0	0
2001		0	0	0	0	0	0	0	0	0	1	1	0
2002		10	10	10	11	10	10	10	10	10	10	10	10
2003		2	2	2	2	2	2	2	2	2	2	2	2
2004		3	3	2	2	2	2	2	1	2	1	1	1
2005		0	0	0	0	1	2	2	2	2	2	2	2
2006		8	8	8	8	8	7	5	5	5	5	5	5
2007		16	17	18	34	32	36	34	31	31	29	29	27
2008		28	30	26	24	23	23	20	18	15	13	14	12
2009		165	155	154	140	129	126	120	122	114	105	101	94
2010		742	661	572	491	445	415	392	343	293	261	240	221
2011		5528	4981	4267	3615	3096	2728	2283	1916	1619	1384	1204	1041
2012		1471	2102	3062	3779	4318	4910	5618	6084	6460	6763	7044	7175
2013													279
Total		7973	7969	8121	8106	8066	8261	8488	8534	8553	8576	8653	8869

CUYAHOGA COUNTY COMMON PLEAS COURT

Total Pending Judicial Foreclosure Cases Referred to Magistrates (C)

The following chart is a display of the total number of pending Judicial Foreclosure cases referred to the Magistrates on specific dates. The table below shows the number of these cases pending from each year since 1990.




	As of:	2/11/2013	3/12/2013	4/8/2013	5/9/2013	6/10/2013	7/8/2013													
Year		0	0	0	0	0	0													
1990		0	0	0	0	0	0													
1991		0	0	0	0	0	0													
1992		0	0	0	0	0	0													
1993		0	0	0	0	0	0													
1994		0	0	0	0	0	0													
1995		0	0	0	0	0	0													
1996		0	0	0	0	0	0													
1997		0	0	0	0	0	0													
1998		0	0	0	0	0	0													
1999		0	0	0	0	0	0													
2000		0	0	0	0	0	0													
2001		0	0	0	0	0	0													
2002		10	10	10	1	2	2													
2003		2	2	2	2	2	2													
2004		1	1	1	1	1	1													
2005		3	3	2	2	2	2													
2006		7	7	6	8	4	4													
2007		27	28	29	29	27	8													
2008		13	13	12	12	14	11													
2009		93	79	75	66	62	58													
2010		205	175	146	134	126	116													
2011		949	810	713	600	505	456													
2012		6684	5850	5226	4467	3807	3362													
2013		903	1577	2122	3402	4003	4338													
Total		8897	8555	8344	8724	8555	8360													

CUYAHOGA COUNTY COMMON PLEAS COURT

Total Pending Tax Lien & Certificate Cases Referred to Magistrates (A)

The following chart is a display of the number of pending tax Judicial Foreclosure cases referred to the Magistrates on specific dates. The table below shows the number of pending tax Judicial Foreclosure cases in each year since 1990.




Year	As of:	2/11/2011	3/10/2011	4/7/2011	5/10/2011	6/17/2011	7/7/2011	8/10/2011	9/13/2011	10/11/2011	11/18/2011	12/30/2011	1/13/2012
1990		0	0	0	0	0	0	0	0	0	0	0	0
1991		0	0	0	0	0	0	0	0	0	0	0	0
1992		0	0	0	0	0	0	0	0	0	0	0	0
1993		0	0	0	0	0	0	0	0	0	0	0	0
1994		0	0	0	0	0	0	0	0	0	0	0	0
1995		0	0	0	0	0	0	0	0	0	0	0	0
1996		0	0	0	0	0	0	0	0	0	0	0	0
1997		0	0	0	0	0	0	0	0	1	1	1	1
1998		0	0	0	0	0	0	0	0	0	0	0	0
1999		0	0	0	0	0	0	0	0	0	0	0	0
2000		0	0	0	0	0	0	0	0	0	0	0	0
2001		0	0	0	0	0	0	0	0	0	0	0	0
2002		0	0	0	0	1	0	0	1	0	0	0	0
2003		0	0	0	0	0	0	0	0	0	0	0	0
2004		3	4	3	3	3	3	2	1	1	1	1	1
2005		4	4	4	4	3	4	3	2	1	0	0	0
2006		3	3	2	2	2	2	3	3	3	2	2	1
2007		5	5	6	6	6	5	5	4	5	5	3	4
2008		35	31	30	26	20	19	15	14	14	10	10	10
2009		507	441	364	294	208	181	144	129	121	113	97	95
2010		1297	1193	1040	874	668	592	425	351	315	261	211	197
2011		403	764	818	898	973	984	1004	1209	1224	1245	1223	1206
2012													91
Total		2257	2445	2267	1209	1884	1790	1601	1714	1685	1638	1548	1606

CUYAHOGA COUNTY COMMON PLEAS COURT

Total Pending Tax Lien & Certificate Cases Referred to Magistrates (B)

The following chart is a display of the number of pending tax Judicial Foreclosure cases referred to the Magistrates on specific dates. The table below shows the number of pending tax Judicial Foreclosure cases in each year since 1990.

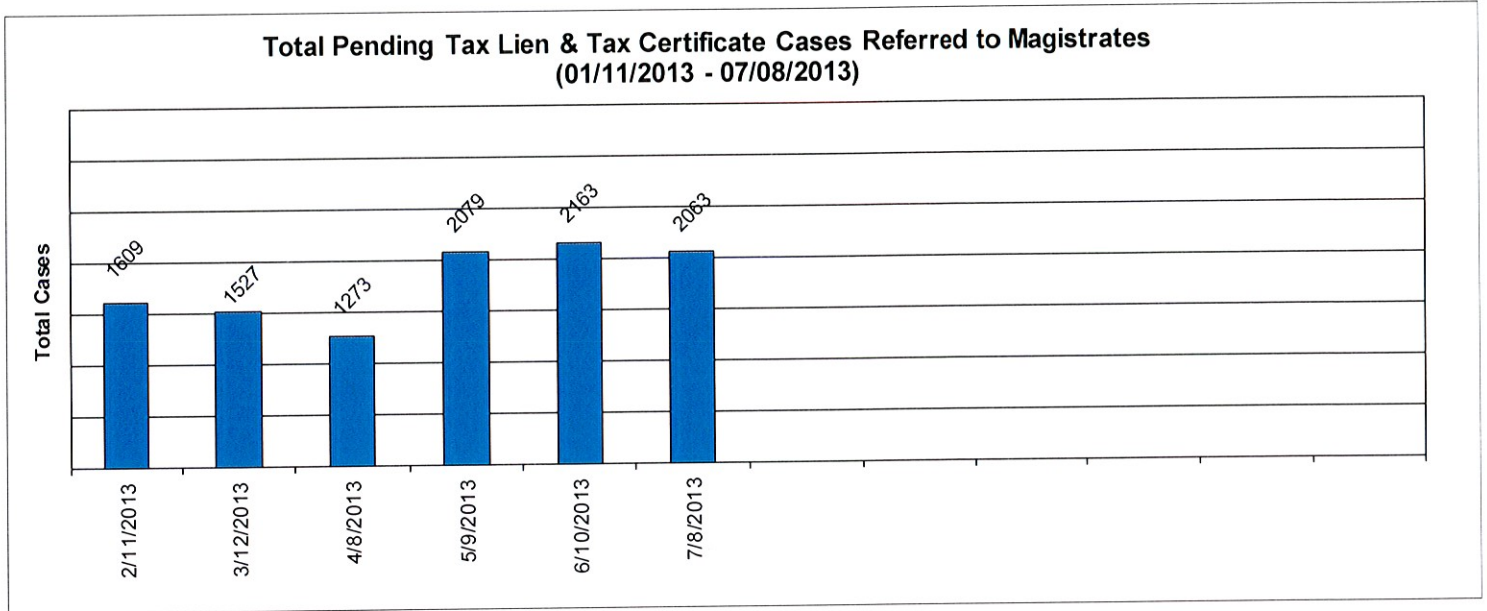


Year	As of:	2/21/2012	3/14/2012	4/16/2012	5/16/2012	6/14/2012	7/10/2012	8/10/2012	9/10/2012	10/9/2012	11/13/2012	12/10/2012	1/11/2013
1990		0	0	0	0	0	0	0	0	0	0	0	0
1991		0	0	0	0	0	0	0	0	0	0	0	0
1992		0	0	0	0	0	0	0	0	0	0	0	0
1993		0	0	0	0	0	0	0	0	0	0	0	0
1994		0	0	0	0	0	0	0	0	0	0	0	0
1995		0	0	0	0	0	0	0	0	0	0	0	0
1996		0	0	0	0	0	0	0	0	0	0	0	0
1997		0	0	0	0	0	0	0	0	0	0	0	0
1998		0	0	0	0	0	0	0	0	0	0	0	0
1999		0	0	0	0	0	0	0	0	0	0	0	0
2000		0	0	0	0	0	0	0	0	0	0	0	0
2001		0	0	0	0	0	0	0	0	0	0	0	0
2002		0	0	0	1	0	0	0	0	0	0	0	0
2003		0	0	0	0	0	0	0	0	0	0	0	0
2004		0	1	1	2	2	2	2	1	2	1	1	1
2005		1	0	0	0	0	0	0	0	0	0	0	0
2006		1	1	1	1	2	1	0	0	0	0	0	0
2007		5	5	5	4	4	5	5	4	3	3	3	3
2008		5	5	8	5	5	5	4	4	3	2	2	2
2009		80	79	78	77	69	67	63	55	53	48	46	36
2010		157	141	138	127	113	111	103	93	87	75	75	73
2011		957	888	785	693	576	529	444	401	367	338	318	280
2012		320	365	415	473	497	540	512	560	665	710	865	997
2013													120
Total		1526	1485	1431	1383	1268	1260	1133	1118	1180	1177	1310	1512

CUYAHOGA COUNTY COMMON PLEAS COURT

Total Pending Tax Lien & Certificate Cases Referred to Magistrates (C)

The following chart is a display of the number of pending tax Judicial Foreclosure cases referred to the Magistrates on specific dates. The table below shows the number of pending tax Judicial Foreclosure cases in each year since 1990.

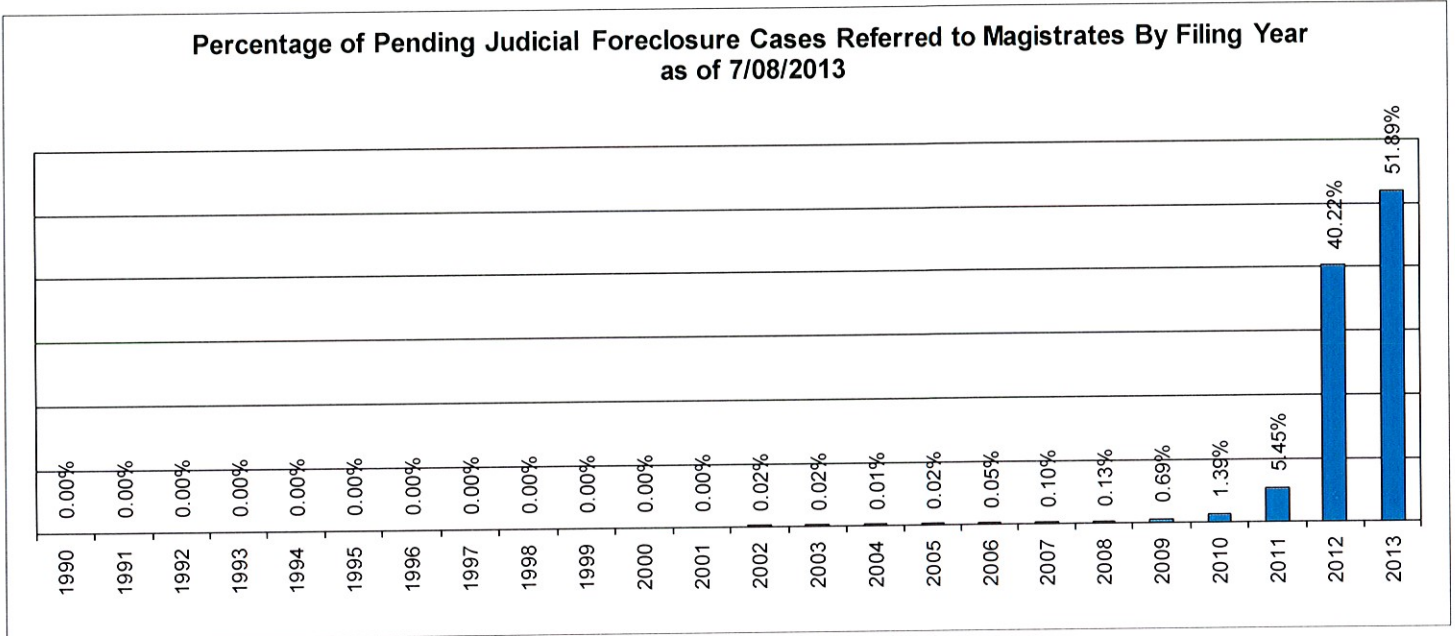


	As of:	2/11/2013	3/12/2013	4/8/2013	5/9/2013	6/10/2013	7/8/2013													
Year		0	0	0	0	0	0													
1990		0	0	0	0	0	0													
1991		0	0	0	0	0	0													
1992		0	0	0	0	0	0													
1993		0	0	0	0	0	0													
1994		0	0	0	0	0	0													
1995		0	0	0	0	0	0													
1996		0	0	0	0	0	0													
1997		0	0	0	0	0	0													
1998		0	0	0	0	0	0													
1999		0	0	0	0	0	0													
2000		0	0	0	0	0	0													
2001		0	0	0	0	0	0													
2002		0	0	0	0	0	0													
2003		0	0	0	0	0	0													
2004		1	1	1	1	1	1													
2005		1	1	0	0	0	0													
2006		0	0	1	3	1	1													
2007		4	4	4	4	4	4													
2008		3	2	1	1	1	1													
2009		36	28	25	23	22	17													
2010		69	58	46	41	40	36													
2011		272	243	213	187	163	145													
2012		1109	1029	982	924	869	795													
2013		114	161	192	895	1062	1063													
Total		1609	1527	1273	2079	2163	2063													

CUYAHOGA COUNTY COMMON PLEAS COURT

Percentage of Pending Judicial Foreclosure Cases By Filing Year

The following chart is a representation of the total number of pending Judicial Foreclosure cases by filing year expressed as a percentage on a specific date. The table below is the supporting data for this chart.

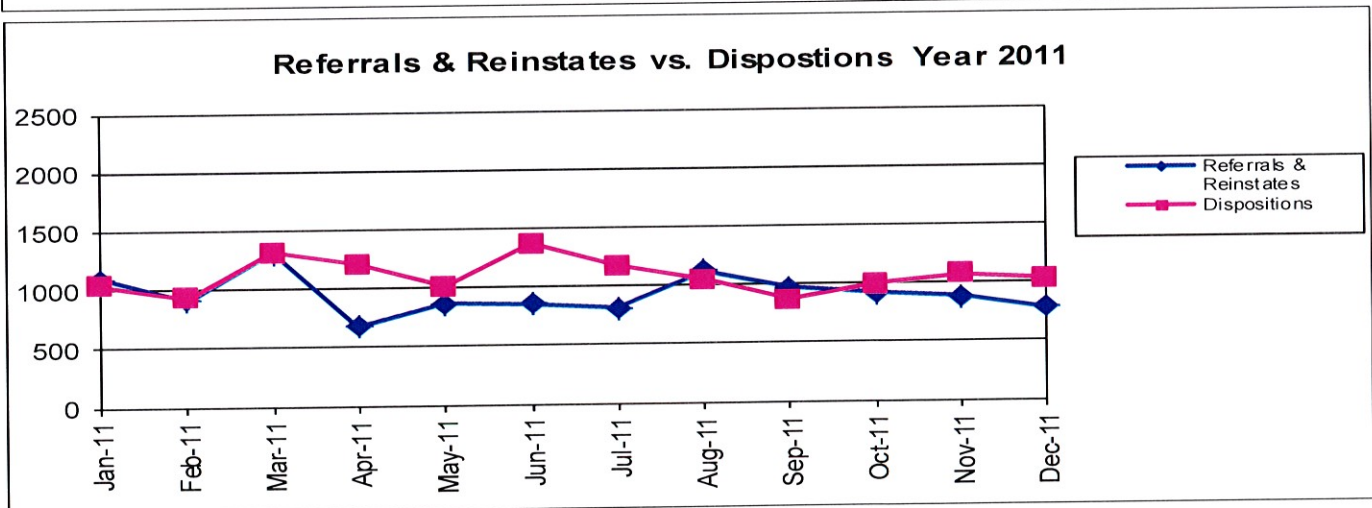
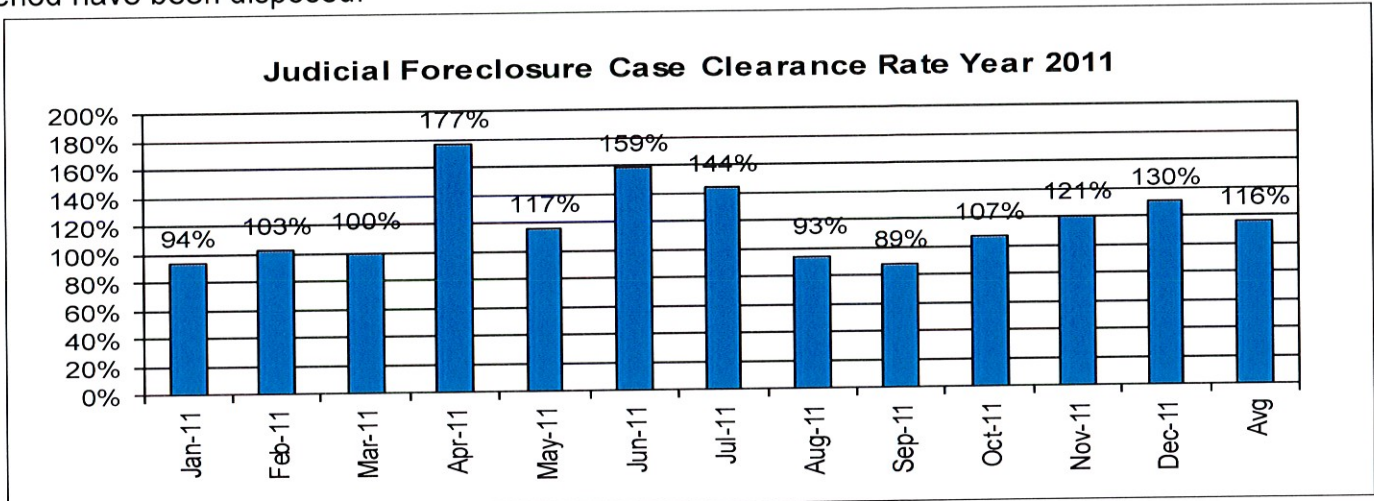


Year	As of:	% of Total
	7/8/2013	
1990	0	0.00%
1991	0	0.00%
1992	0	0.00%
1993	0	0.00%
1994	0	0.00%
1995	0	0.00%
1996	0	0.00%
1997	0	0.00%
1998	0	0.00%
1999	0	0.00%
2000	0	0.00%
2001	0	0.00%
2002	2	0.02%
2003	2	0.02%
2004	1	0.01%
2005	2	0.02%
2006	4	0.05%
2007	8	0.10%
2008	11	0.13%
2009	58	0.69%
2010	116	1.39%
2011	456	5.45%
2012	3362	40.22%
2013	4338	51.89%
Total	8360	100.00%

CUYAHOGA COUNTY COMMON PLEAS COURT

Judicial Foreclosure Clearance Rate Year 2011

The Clearance Rate is the number of outgoing cases as a percentage of the number of incoming cases. Clearance rate measures whether the court is keeping up with its incoming caseload. If cases are not disposed in a timely manner, a backlog of cases awaiting disposition will grow. A Clearance Rate of 100% indicates that at least as many cases as have been filed, reopened, or reactivated in a period have been disposed.

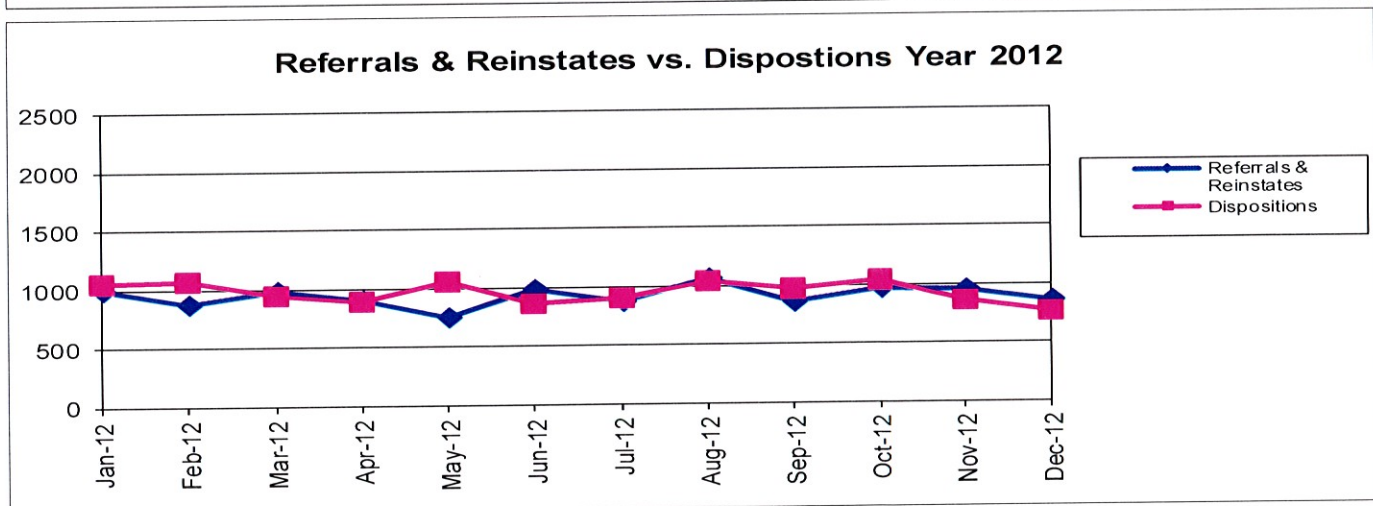
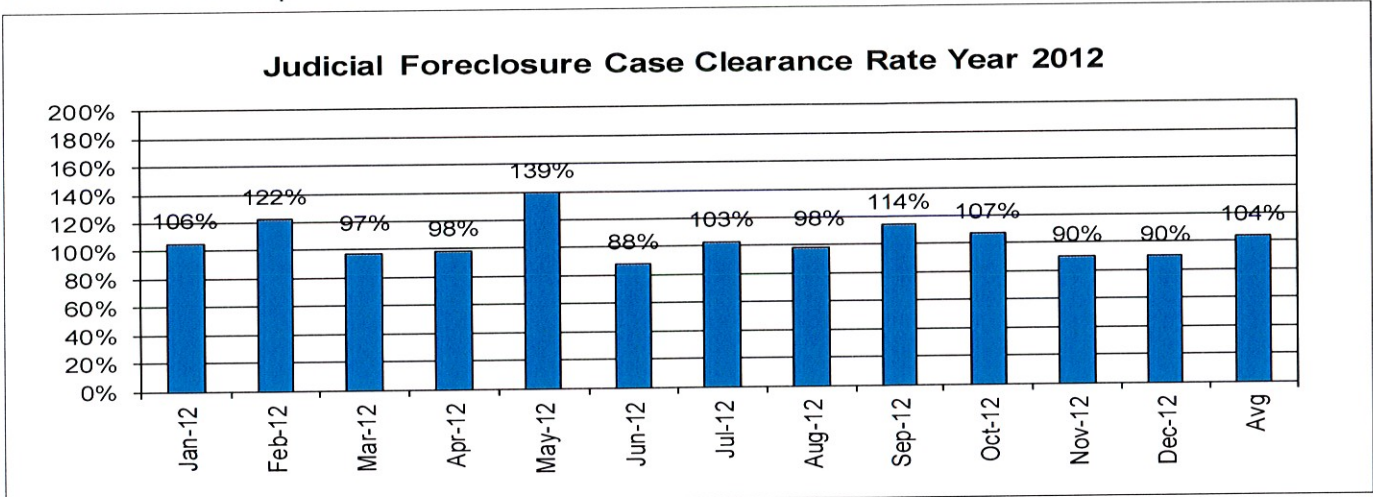


	Referrals & Reinstates	Dispositions	Clearance Rate
Jan-11	1099	1037	94%
Feb-11	906	930	103%
Mar-11	1309	1304	100%
Apr-11	677	1199	177%
May-11	866	1009	117%
Jun-11	856	1360	159%
Jul-11	814	1170	144%
Aug-11	1122	1046	93%
Sep-11	972	862	89%
Oct-11	919	986	107%
Nov-11	884	1071	121%
Dec-11	787	1027	130%
Avg	934	1083	116%
Total	11211	13001	

CUYAHOGA COUNTY COMMON PLEAS COURT

Judicial Foreclosure Clearance Rate Year 2012

The Clearance Rate is the number of outgoing cases as a percentage of the number of incoming cases. Clearance rate measures whether the court is keeping up with its incoming caseload. If cases are not disposed in a timely manner, a backlog of cases awaiting disposition will grow. A Clearance Rate of 100% indicates that at least as many cases as have been filed, reopened, or reactivated in a period have been disposed.

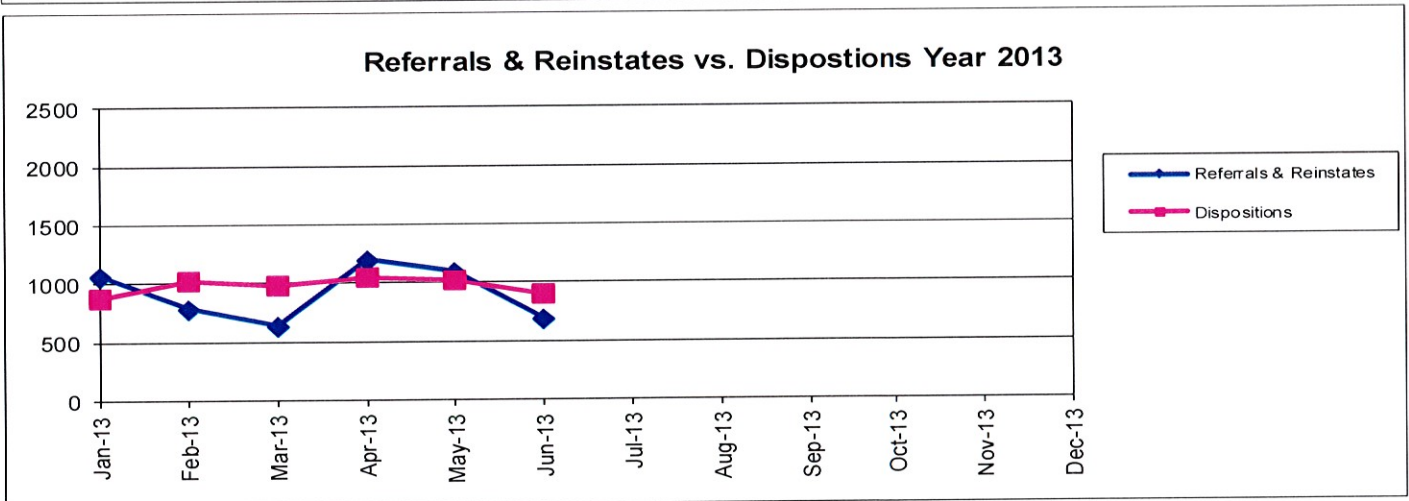
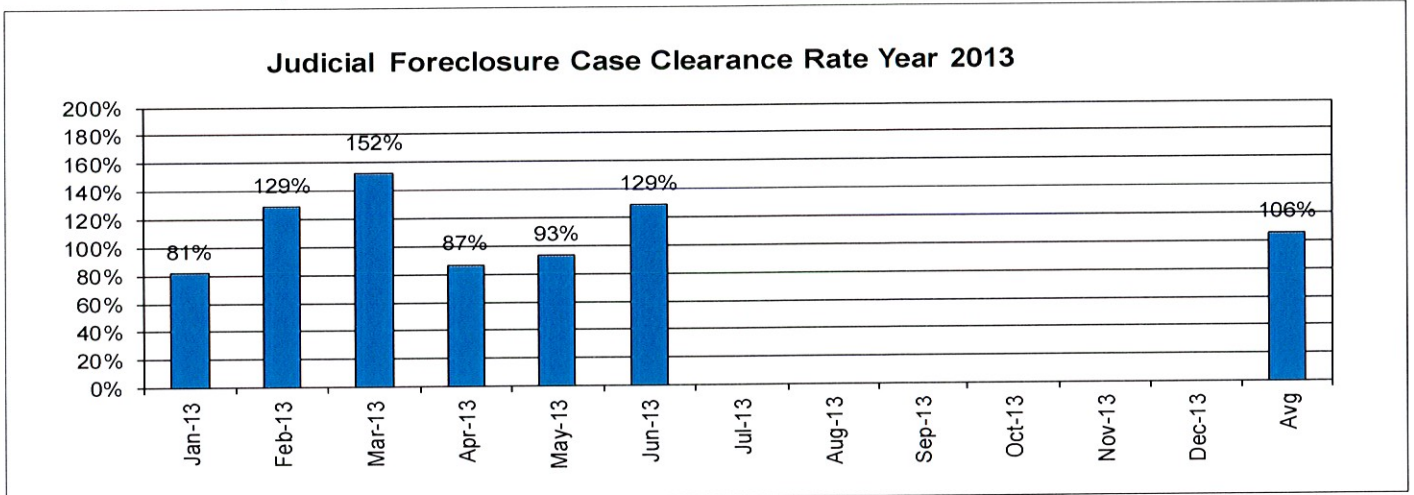


	Referrals & Reinstates	Dispositions	Clearance Rate
Jan-12	995	1051	106%
Feb-12	874	1068	122%
Mar-12	974	944	97%
Apr-12	894	880	98%
May-12	750	1044	139%
Jun-12	982	863	88%
Jul-12	869	896	103%
Aug-12	1058	1034	98%
Sep-12	851	972	114%
Oct-12	961	1028	107%
Nov-12	948	854	90%
Dec-12	854	766	90%
Avg	918	950	104%
Total	11010	11400	

CUYAHOGA COUNTY COMMON PLEAS COURT

Judicial Foreclosure Clearance Rate Year 2013

The Clearance Rate is the number of outgoing cases as a percentage of the number of incoming cases. Clearance rate measures whether the court is keeping up with its incoming caseload. If cases are not disposed in a timely manner, a backlog of cases awaiting disposition will grow. A Clearance Rate of 100% indicates that at least as many cases as have been filed, reopened, or reactivated in a period have been disposed.

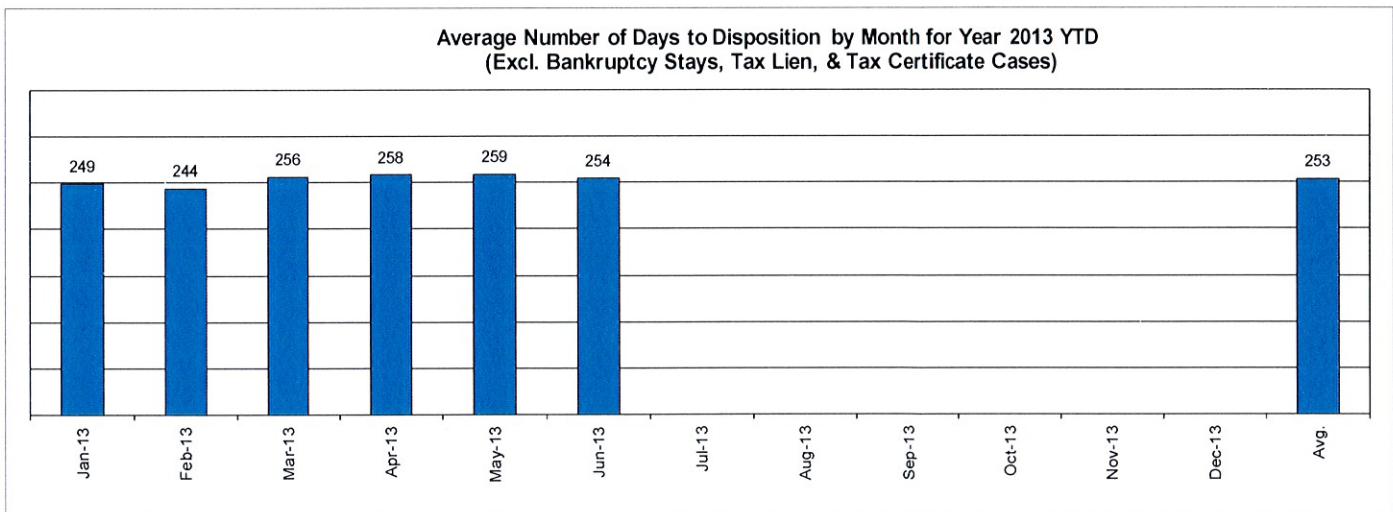
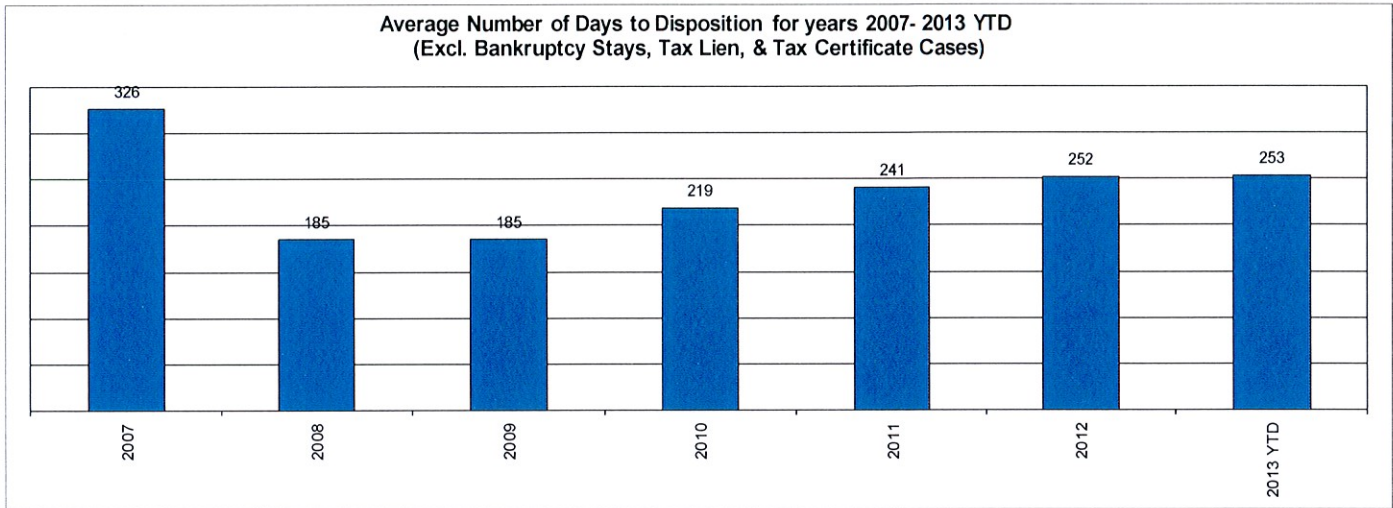


	Referrals & Reinstates	Dispositions	Clearance Rate
Jan-13	1069	870	81%
Feb-13	788	1013	129%
Mar-13	643	980	152%
Apr-13	1211	1052	87%
May-13	1102	1025	93%
Jun-13	696	895	129%
Jul-13			
Aug-13			
Sep-13			
Oct-13			
Nov-13			
Dec-13			
Avg	918	973	106%
Total	5509	5835	

CUYAHOGA COUNTY COMMON PLEAS COURT

Avg. Number of Days to Disp. (Excl. Bank. Stays & Tax Lien & Tax Cert.)

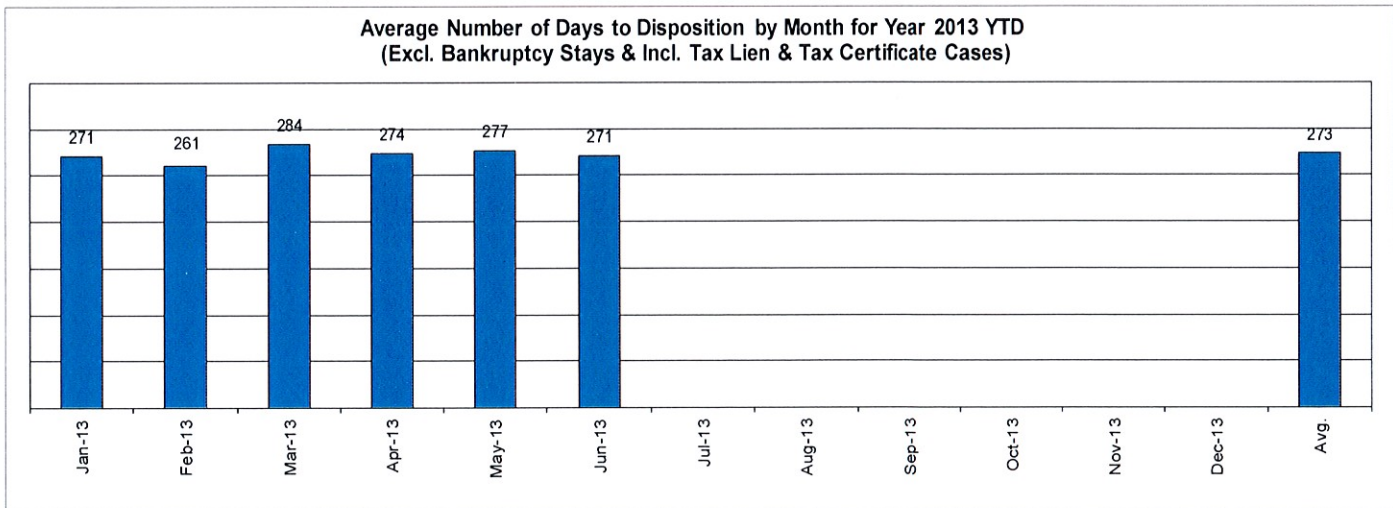
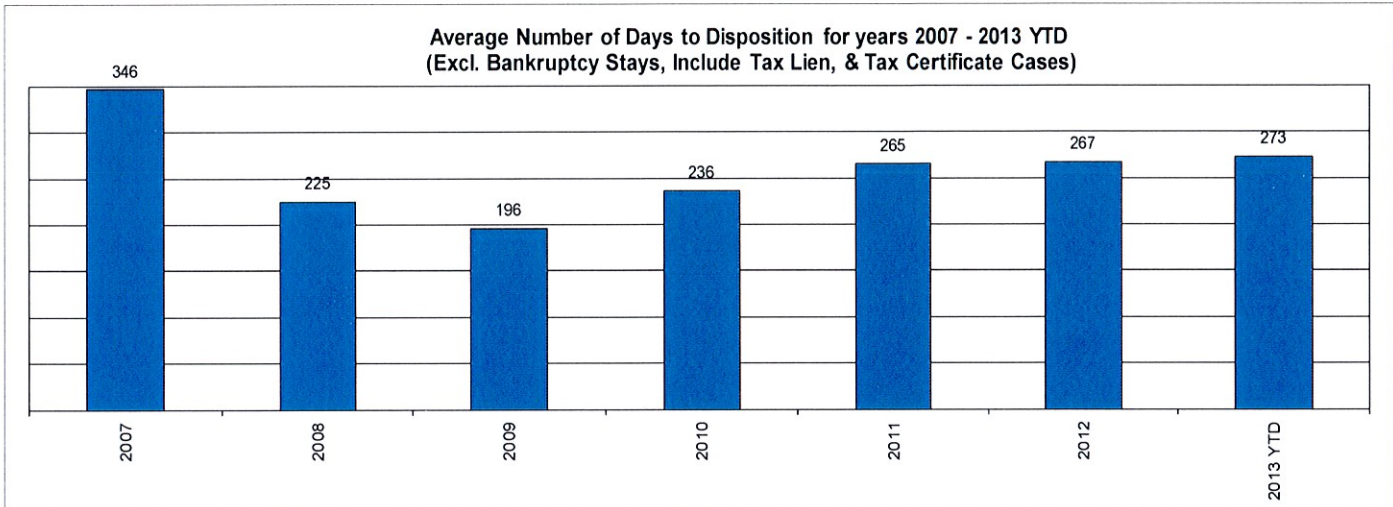
The average number of days to disposition is the number of days from filing to a final disposition entry being filed with the Clerk of Court. The data sample is based on all judicial foreclosure cases terminated by decree or dismissal (cases terminated by bankruptcy are not included) in a month. Each case is examined to determine the number of days between filing and termination with the periods that a case may have been in bankruptcy subtracted. Adding the total days of all of the cases minus bankruptcy periods and dividing by the total number of cases calculates the average. In the following chart, tax judicial foreclosure cases are excluded.



CUYAHOGA COUNTY COMMON PLEAS COURT

Avg. Number of Days to Disp. (Excl. Bank. Stays & Incl. Tax Lien & Tax Cert.)

The average number of days to disposition is the number of days from filing to a final disposition entry being filed with the Clerk of Court. The data sample is based on all Judicial Foreclosure cases terminated by decree or dismissal (cases terminated by bankruptcy are not included) in a month. Each case is examined to determine the number of days between filing and termination with the periods that a case may have been in bankruptcy subtracted. Adding the total days of all of the cases minus bankruptcy periods and dividing by the total number of cases calculates the average. In the following chart, all types of Judicial Foreclosure cases are included.

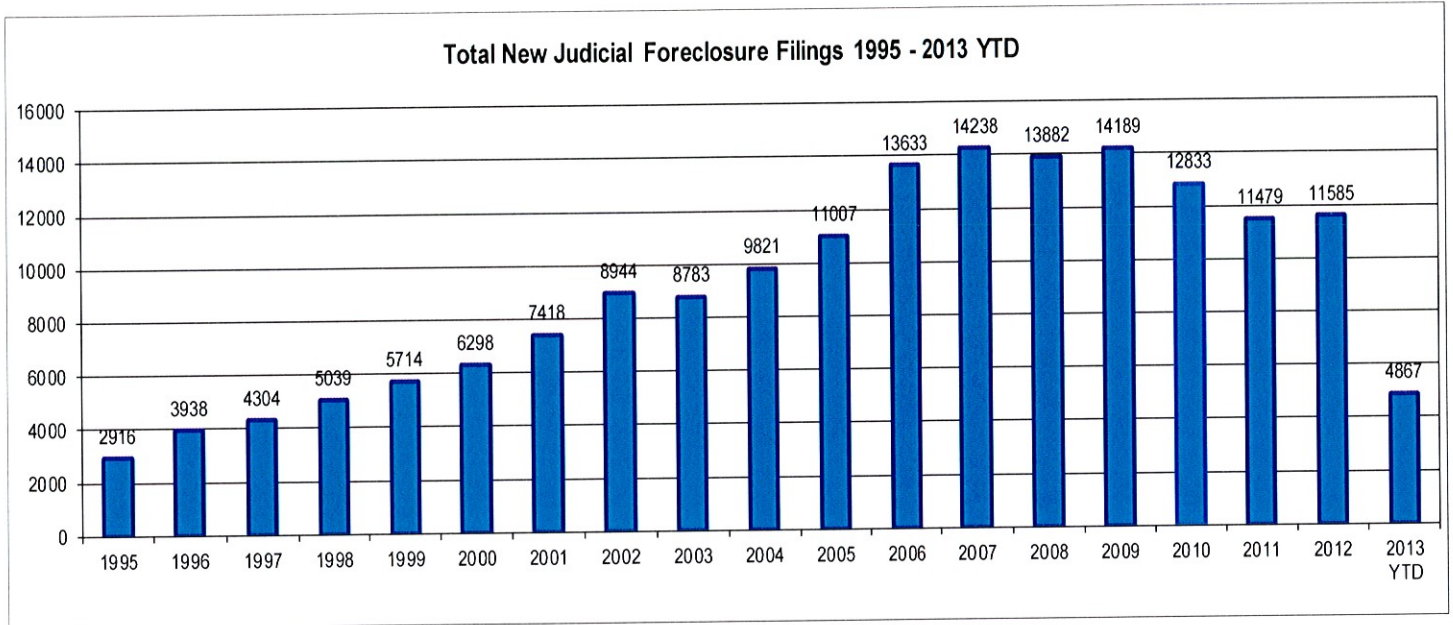


CUYAHOGA COUNTY COMMON PLEAS COURT

Total New Judicial Foreclosure Filings

The following charts are provided as a historical view of new judicial foreclosure filings.

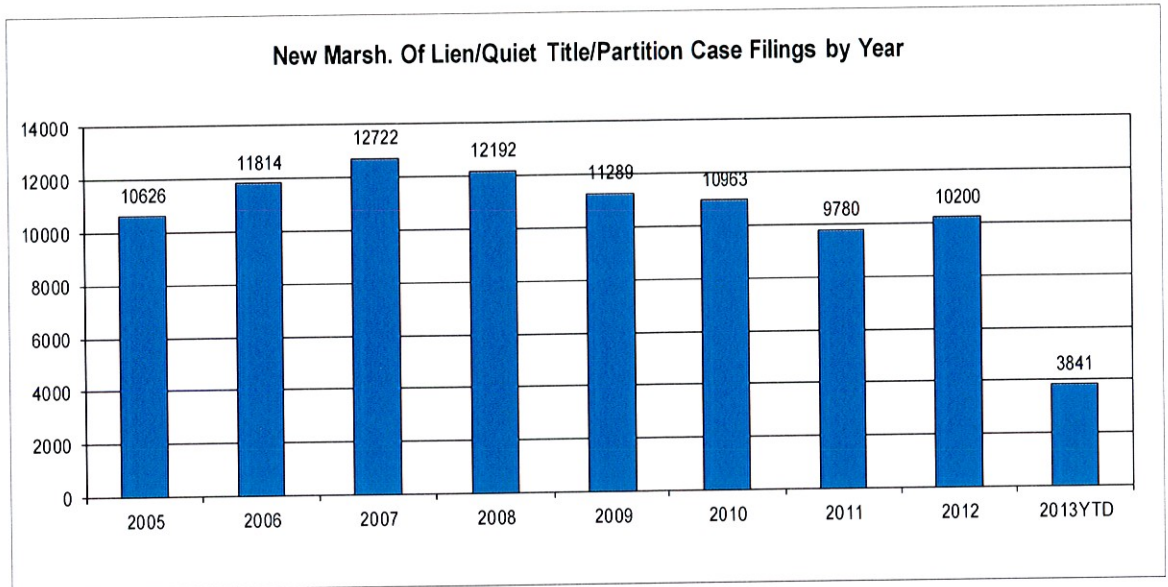
1. Total New Judicial Foreclosure Filings from 1995 – 2013 by year
2. Total New Marsh of Lien/Quiet Title/Partition Filings from 2011 – 2013 by month
3. Total New Tax Lien & Tax Certificate Filings for 2011 – 2013 by month
4. Total New Judicial Foreclosure Filings from 2011 – 2013 by month



CUYAHOGA COUNTY COMMON PLEAS COURT

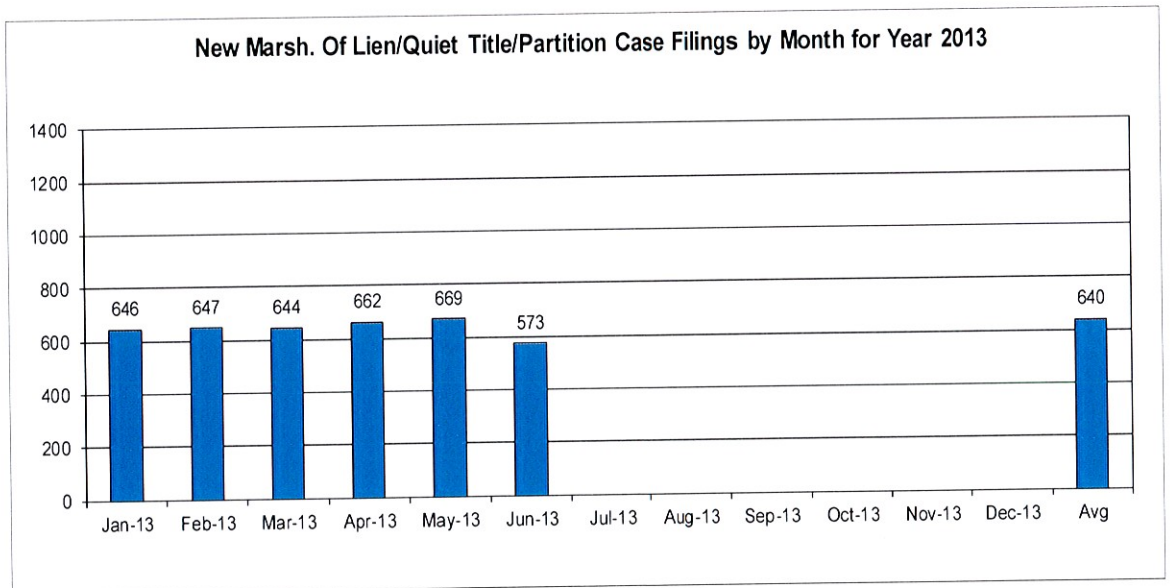
New Marsh of Lien/Quiet Title/Partition Case Filings for Years 2005 – 2013 YTD

Year	# Filings
2005	10626
2006	11814
2007	12722
2008	12192
2009	11289
2010	10963
2011	9780
2012	10200
2013YTD	3841



New Marsh of Lien/Quiet Title/Partition Case Filings by month for 2013 YTD

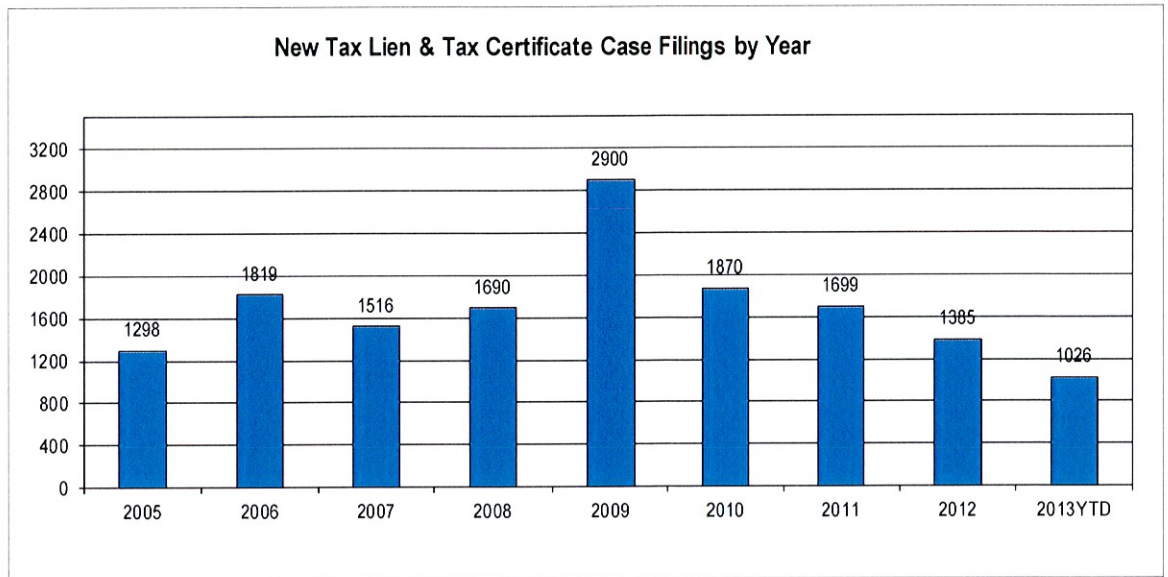
Month	# Filings
Jan-13	646
Feb-13	647
Mar-13	644
Apr-13	662
May-13	669
Jun-13	573
Jul-13	
Aug-13	
Sep-13	
Oct-13	
Nov-13	
Dec-13	
Avg	640



CUYAHOGA COUNTY COMMON PLEAS COURT

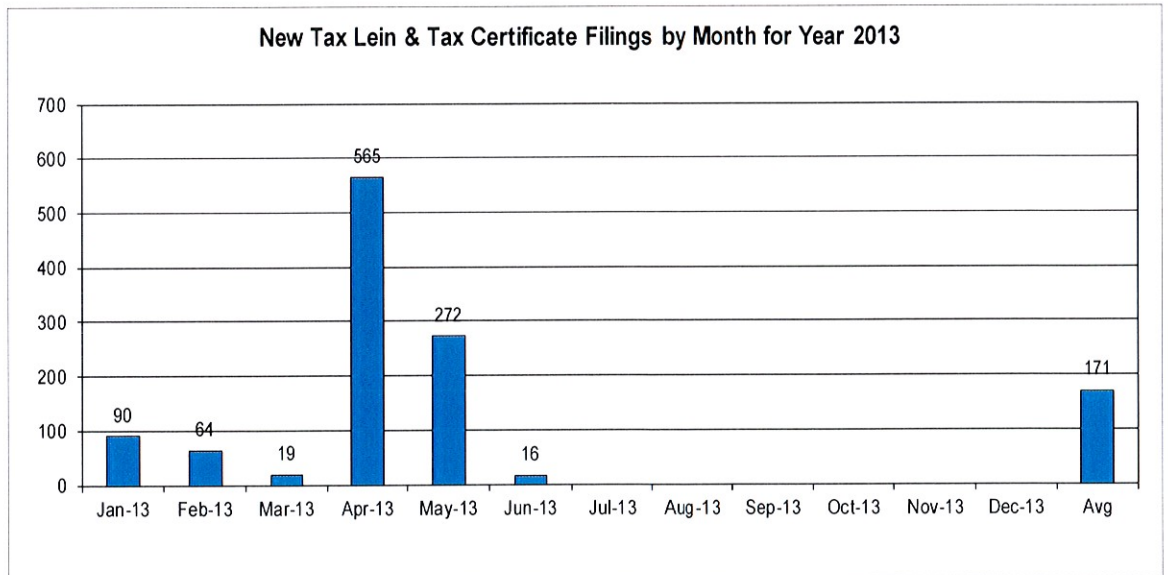
New Tax Lien & Certificate Filings for Years 2005 – 2013 YTD

Year	# Filings
2005	1298
2006	1819
2007	1516
2008	1690
2009	2900
2010	1870
2011	1699
2012	1385
2013YTD	1026



New Tax Lien & Certificate Filings by Month for Year 2013 YTD

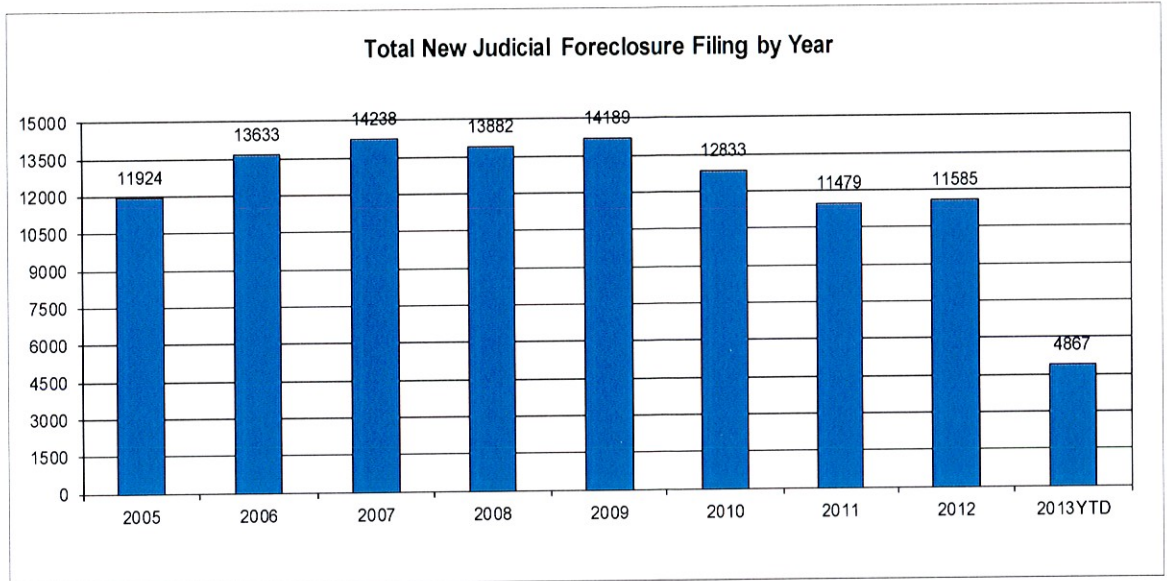
Month	# Filings
Jan-13	90
Feb-13	64
Mar-13	19
Apr-13	565
May-13	272
Jun-13	16
Jul-13	
Aug-13	
Sep-13	
Oct-13	
Nov-13	
Dec-13	
Avg	171
Total	1026



CUYAHOGA COUNTY COMMON PLEAS COURT

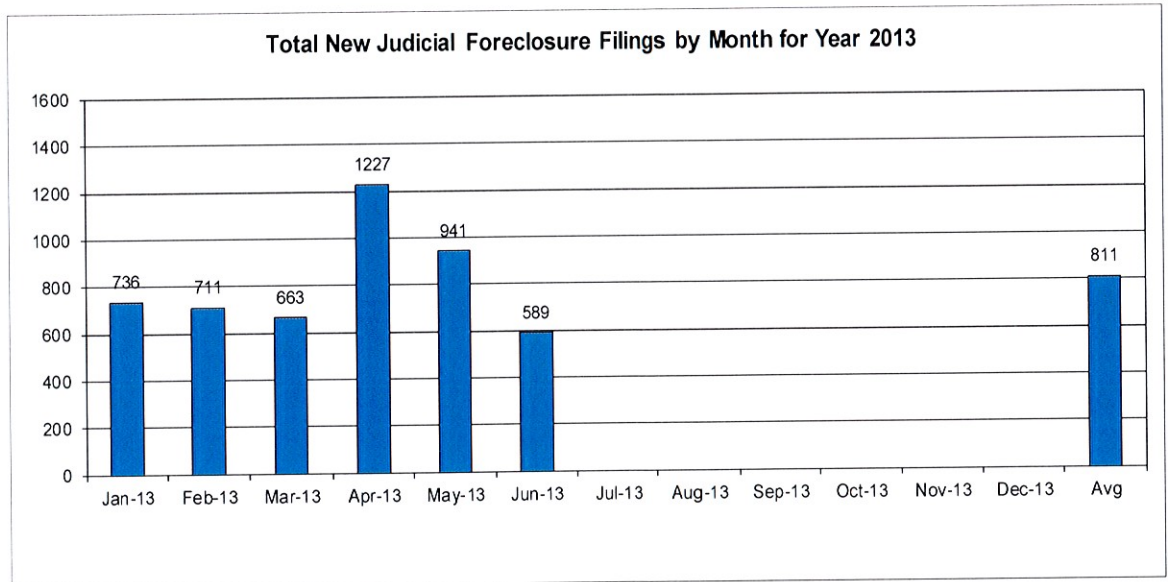
Total New Judicial Foreclosure Filings Years 2005 – 2013 YTD

Year	# Filings
2005	11924
2006	13633
2007	14238
2008	13882
2009	14189
2010	12833
2011	11479
2012	11585
2013YTD	4867



Total New Judicial Foreclosure Filings by Month for Year 2013 YTD

Month	# Filings
Jan-13	736
Feb-13	711
Mar-13	663
Apr-13	1227
May-13	941
Jun-13	589
Jul-13	
Aug-13	
Sep-13	
Oct-13	
Nov-13	
Dec-13	
Avg	811
Total	4867



Magistrate's Monthly Reports

The Magistrates' Monthly Report consists of 5 reports. Below is a description of each.

Magistrate's Monthly Supplemental Journal Entry Report (R415)

Retrieves total number of supplemental entries and Decrees of Confirmation of Sheriff's sale created during a specific period. A supplemental entry is any journal created by a magistrate, which does not close out a case. For example, any magistrate's order (MG) setting a hearing, any journal entry (JE) ruling on a motion, journals confirming Sheriff's sales, etc.).

Magistrate's Full Disposition Count by Magistrate Report (R413)

Retrieves total number of cases disposed of during a specific period. The dispositions are grouped by Magistrate and then broken down by the type of disposition (i. e. Default, Dismissed with Prejudice, Dismissed without Prejudice, etc.) This report can be printed three different ways. Including tax cases (Full Dispositions), excluding tax cases (Non-Tax Dispositions), and Tax cases only (Tax Dispositions).

Magistrate's Monthly Cases Referred/Reinstated Report (R418)

Retrieves newly filed cases referred to the Magistrates Dept. and cases previously disposed by the Magistrates Dept. that are reinstated and re-referred to the magistrates. The cases are separated by Tax (filing code 1465; Tax Judicial Foreclosure & 1466; Tax Certificate Judicial Foreclosure) and Non-Tax (1460; Judicial Foreclosure Marsh. Of Lien, 1480; Partition, 1470; Quiet Title, misc. (i. e. 1391; Contract Other, etc.).

Magistrate's Monthly Hearing Totals Report (R3146)

Retrieves total number of hearings held during one month. The hearings are grouped by Magistrate and then broken down by what type hearing was held (i. e. Default, Pretrial, etc.).

Magistrate's Monthly Case Load Report (R3147)

Retrieves individual caseload totals for individual magistrates during a specific period. The cases are grouped by magistrate and then broken down by case type (i. e. tax judicial foreclosure, tax certificate judicial foreclosure and non-tax judicial foreclosure).

CUYAHOGA COUNTY COURT OF COMMON PLEAS

DATE: 07/08/2013
TIME: 8:58 AM

OFFICE OF THE MAGISTRATES
MAGISTRATE'S MONTHLY SUPPLEMENTALS BY CASE
REPORTING PERIOD: JUNE 2013

PAGE: 1
CMSR415D

SUPPLEMENTALS

AUGUSTYN	270
BAKER	387
BUCHA	324
CUTHBERT	211
DYKE	297
GAUNTNER	316
GONZALEZ	350
HIPPLEY	287
JACKSON	330
KLEIN	266
LUCAS	153
OLSZTYN	522
VOZAR	314
WEISS	322
UNACCOUNTED FOR	0

TOTAL 4349

CONFIRMATIONS

TOTAL 411

CUYAHOGA COUNTY COURT OF COMMON PLEAS
OFFICE OF THE MAGISTRATES
Full Disposition Count by Magistrate
REPORTING PERIOD: FROM 06/01/2013 TO 06/30/2013

DATE: 07/08/2013
 TIME: 9:00 AM

PAGE: 1
 CMSR413

MagID	Dispose Type	Tax Cert.	Tax Treas.	Total
KCA	Bank	0	0	1
	Def	1	0	22
	Dism	2	0	28
	Ref. Vacate	0	0	0
	Court Trial	0	0	1
	Other	0	0	5
	<u>MAG'S TOTAL</u>	3	0	<u>57</u>

Decrees	462
Defaults	335
Other	126
Court Trial	1
Dismissals	372
Bankruptcy	61
Ref. Vacated	0
Grand Total	895

GDB	Bank	1	0	4
	Def	0	0	44
	Dism	1	0	20
	Ref. Vacate	0	0	0
	Court Trial	0	0	0
	Other	0	0	12
	<u>MAG'S TOTAL</u>	2	0	<u>80</u>

SMB	Bank	1	0	5
	Def	0	0	14
	Dism	1	0	24
	Ref. Vacate	0	0	0
	Court Trial	0	0	0
	Other	0	0	5
	<u>MAG'S TOTAL</u>	2	0	<u>48</u>

ARC	Bank	1	0	7
	Def	0	0	14
	Dism	1	0	16
	Ref. Vacate	0	0	0
	Court Trial	0	0	0
	Other	0	0	3
	<u>MAG'S TOTAL</u>	2	0	<u>40</u>

JTD	Bank	0	0	2
	Def	0	0	27
	Dism	4	1	31
	Ref. Vacate	0	0	0
	Court Trial	0	0	0
	Other	0	2	8
	<u>MAG'S TOTAL</u>	4	3	<u>68</u>

TMG	Bank	0	0	3
	Def	0	0	26
	Dism	1	0	20
	Ref. Vacate	0	0	0
	Court Trial	0	0	0
	Other	0	0	8
	<u>MAG'S TOTAL</u>	1	0	<u>57</u>

TG	Bank	0	0	6
	Def	0	0	23
	Dism	3	0	41
	Ref. Vacate	0	0	0
	Court Trial	0	0	0
	Other	0	0	4
	<u>MAG'S TOTAL</u>	3	0	<u>74</u>

KH	Bank	1	0	6
	Def	0	0	53

CUYAHOGA COUNTY COURT OF COMMON PLEAS

OFFICE OF THE MAGISTRATES

Full Disposition Count by Magistrate

REPORTING PERIOD: FROM 06/01/2013 TO 06/30/2013

DATE: 07/08/2013

TIME: 9:00 AM

PAGE: 2

CMSR413

MagID	Dispose Type	Tax Cert.	Tax Treas.	Total
	Dism	1	0	28
	Ref. Vacate	0	0	0
	Court Trial	0	0	0
	Other	0	0	10
MAG'S TOTAL		2	0	97
<hr/>				
JLJ				
	Bank	0	0	7
	Def	1	0	31
	Dism	1	0	25
	Ref. Vacate	0	0	0
	Court Trial	0	0	0
	Other	0	0	7
MAG'S TOTAL		2	0	70
<hr/>				
MK				
	Bank	0	0	5
	Def	0	0	13
	Dism	4	0	23
	Ref. Vacate	0	0	0
	Court Trial	0	0	0
	Other	0	0	3
MAG'S TOTAL		4	0	44
<hr/>				
PL				
	Bank	0	0	0
	Def	6	0	8
	Dism	1	11	15
	Ref. Vacate	0	0	0
	Court Trial	0	0	0
	Other	0	25	25
MAG'S TOTAL		7	36	48
<hr/>				
CEO				
	Bank	0	0	5
	Def	0	0	21
	Dism	5	0	42
	Ref. Vacate	0	0	0
	Court Trial	0	0	0
	Other	0	0	11
MAG'S TOTAL		5	0	79
<hr/>				
TJV				
	Bank	0	0	5
	Def	1	0	26
	Dism	3	0	25
	Ref. Vacate	0	0	0
	Court Trial	0	0	0
	Other	1	1	6
MAG'S TOTAL		5	1	62
<hr/>				
CW				
	Bank	1	2	5
	Def	4	0	13
	Dism	20	9	34
	Ref. Vacate	0	0	0
	Court Trial	0	0	0
	Other	1	17	19
MAG'S TOTAL		26	28	71

CUYAHOGA COUNTY COURT OF COMMON PLEAS

DATE: 07/08/2013
 TIME: 09:01 AM

OFFICE OF THE MAGISTRATES
 MAGISTRATE'S MONTHLY REF/REIN CASES
 FROM 06/01/2013 TO 06/30/2013

CMSR418

MAGISTRATE	NEW REFERRALS				REINSTATED			
	Tax Treas.	Tax Cert.	Non-Tax	Total	Tax Treas.	Tax Cert.	Non-Tax	Total
<u>AUGUSTYN/KEVIN/C</u>	0	0	31	31	0	0	4	4
<u>BAKER/GAIL/D</u>	0	0	56	56	0	0	5	5
<u>BUCHA/STEPHEN/M</u>	0	0	40	40	0	0	1	1
<u>CUTHBERT/AMY/R</u>	0	0	68	68	0	0	3	3
<u>DYKE/JOHN/T</u>	0	1	60	61	0	1	5	6
<u>GAUNTNER/TIMOTHY/M</u>	0	0	44	44	0	0	6	6
<u>GONZALEZ/TRACEY/</u>	0	0	58	58	0	0	4	4
<u>HIPPLEY/KEVIN/</u>	0	9	68	77	0	0	6	6
<u>JACKSON/JIM/L</u>	0	0	49	49	0	0	9	9
<u>KLEIN/MONICA/</u>	0	0	23	23	0	0	2	2
<u>LUCAS/PAUL/</u>	6	0	7	13	0	0	0	0
<u>OLSZTYN/CHRISTOPHER/E</u>	0	1	56	57	0	0	4	4
<u>VOZAR/THOMAS/J</u>	0	0	40	40	0	0	2	2
<u>WEISS/CAROL/</u>	8	2	16	26	0	1	0	1
<u>TOTAL</u>	14	13	616	643	0	2	51	53
<u>COMBINED TOTAL</u>	696							

CUYAHOGA COUNTY COURT OF COMMON PLEAS

**OFFICE OF THE MAGISTRATES
MAG MONTHLY HEARING TOTALS
Reporting Period: June 2013**

PAGE: 1
CMSR3146

DATE: 07/08/2013
TIME: 09:01 AM

Monthly Hearing Total 824

AUGUSTYN
 Default Hearings 41
 Tax Hearings 0
 Pretrials 9

 TOTAL: 50

BAKER
 Default Hearings 41
 Tax Hearings 0
 Pretrials 3

 TOTAL: 44

BUCHA
 Default Hearings 30
 Tax Hearings 0
 Pretrials 20

 TOTAL: 50

CUTHBERT
 Default Hearings 43
 Tax Hearings 0
 Pretrials 15

 TOTAL: 58

DYKE
 Default Hearings 25
 Tax Hearings 0
 Pretrials 13

 TOTAL: 38

GAUNTNER
 Default Hearings 33
 Tax Hearings 0
 Pretrials 21

 TOTAL: 54

GONZALEZ
 Default Hearings 70
 Tax Hearings 0
 Pretrials 5

 TOTAL: 75

HIPPLEY
 Default Hearings 72
 Tax Hearings 0
 Pretrials 4

 TOTAL: 76

JACKSON
 Default Hearings 62
 Tax Hearings 0
 Pretrials 19

 TOTAL: 81

KLEIN
 Default Hearings 40
 Tax Hearings 0
 Pretrials 14

 TOTAL: 54

DATE: 07/08/2013
 TIME: 9:02 AM

Office of the Magistrates
 Magistrate's Monthly Case Load
 MONTH: JUNE 2013

Magistrate Name	Non Tax Total	Tax Cert.	Tax Treas.	Total Tax	Total Cases
AUGUSTYN	268	62	0	62	330
BAKER	607	112	0	112	719
BUCHA	335	86	0	86	421
CUTHBERT	600	102	0	102	702
DYKE	396	112	5	117	513
GAUNTNER	400	71	0	71	471
GONZALEZ	575	121	0	121	696
HIPPLEY	656	114	0	114	770
JACKSON	634	104	0	104	738
KLEIN	344	65	0	65	409
LUCAS	68	224	318	542	610
OLSZTYN	435	106	0	106	541
VOZAR	479	90	20	110	589
WEISS	111	156	211	367	478
Non Tax Total:	5908	Cert.Tax Total: 1525	Tax Treas. Total: 554	Total Tax: 2079	Total Cases: 7987

Report CMSR1062 - Judicial Foreclosure Statistics by Judge

Report CMSR1062 provides a list of judicial foreclosure case activity for each Judge. The report identifies how many cases were pending at the beginning of the period. The new cases filed and cases that were transferred in or reactivated are added to the number pending at the beginning of the period. It then shows the type and number of terminations for the period. The total terminations are subtracted from the total pending which provides the pending at the end of the period.

Foreclosure Statistics by Judge

DATE: 07/08/2013
TIME: 08:57 AM

Reporting Period: June 2013

Judge							
AMBROSE, DICK		New Cases Filed		Cases Transferred In / Reactivated			Total
Pending at Beg of Period							
202		24		8			234
Terminations							
Bankruptcy	Default	RefVacated	Court Trial	Dismiss	Other	Total	
2	6	0	0	18	14	40	
Total Pending at End of Period							194
ASTRAB, MICHAEL		New Cases Filed		Cases Transferred In / Reactivated			Total
Pending at Beg of Period							
274		21		6			301
Terminations							
Bankruptcy	Default	RefVacated	Court Trial	Dismiss	Other	Total	
0	14	0	0	11	12	37	
Total Pending at End of Period							264
BARKER, PAMELA A		New Cases Filed		Cases Transferred In / Reactivated			Total
Pending at Beg of Period							
222		23		8			253
Terminations							
Bankruptcy	Default	RefVacated	Court Trial	Dismiss	Other	Total	
1	8	0	0	3	19	31	
Total Pending at End of Period							222
BURNSIDE, JANET R		New Cases Filed		Cases Transferred In / Reactivated			Total
Pending at Beg of Period							
230		23		12			265
Terminations							
Bankruptcy	Default	RefVacated	Court Trial	Dismiss	Other	Total	
2	10	0	0	5	8	25	
Total Pending at End of Period							240
CALABRESE, DEENA R		New Cases Filed		Cases Transferred In / Reactivated			Total
Pending at Beg of Period							
229		12		13			254
Terminations							
Bankruptcy	Default	RefVacated	Court Trial	Dismiss	Other	Total	
1	5	0	0	11	14	31	
Total Pending at End of Period							223
CLANCY, MAUREEN		New Cases Filed		Cases Transferred In / Reactivated			Total
Pending at Beg of Period							
241		16		9			266
Terminations							
Bankruptcy	Default	RefVacated	Court Trial	Dismiss	Other	Total	
0	11	0	0	14	2	27	
Total Pending at End of Period							239
COLLIER-WILLIAMS, CASSANDRA		New Cases Filed		Cases Transferred In / Reactivated			Total
Pending at Beg of Period							
264		20		11			295
Terminations							
Bankruptcy	Default	RefVacated	Court Trial	Dismiss	Other	Total	
5	15	0	0	10	11	41	
Total Pending at End of Period							254
CORRIGAN, BRIAN J							

CUYAHOGA COUNTY COURT OF COMMON PLEAS

DATE: 07/08/2013
TIME: 08:57 AM

Foreclosure Statistics by Judge
Reporting Period: June 2013

PAGE: 2
CMSR1062

Judge							
	Pending at Beg of Period		New Cases Filed	Cases Transferred In / Reactivated			Total
	263		13	11			287
Terminations	Bankruptcy	Default	RefVacated	Court Trial	Dismiss	Other	Total
	4	12	0	0	16	21	53
Total Pending at End of Period							234
CORRIGAN, PETER J							
	Pending at Beg of Period		New Cases Filed	Cases Transferred In / Reactivated			Total
	190		17	8			215
Terminations	Bankruptcy	Default	RefVacated	Court Trial	Dismiss	Other	Total
	2	4	0	0	11	13	30
Total Pending at End of Period							185
DONNELLY, MICHAEL P							
	Pending at Beg of Period		New Cases Filed	Cases Transferred In / Reactivated			Total
	277		17	12			306
Terminations	Bankruptcy	Default	RefVacated	Court Trial	Dismiss	Other	Total
	1	16	0	0	10	12	39
Total Pending at End of Period							267
FRIEDLAND, CAROLYN B							
	Pending at Beg of Period		New Cases Filed	Cases Transferred In / Reactivated			Total
	186		18	4			208
Terminations	Bankruptcy	Default	RefVacated	Court Trial	Dismiss	Other	Total
	1	12	0	0	9	12	34
Total Pending at End of Period							174
FRIEDMAN, STUART A							
	Pending at Beg of Period		New Cases Filed	Cases Transferred In / Reactivated			Total
	270		15	7			292
Terminations	Bankruptcy	Default	RefVacated	Court Trial	Dismiss	Other	Total
	1	12	0	0	10	14	37
Total Pending at End of Period							255
FUERST, NANCY A							
	Pending at Beg of Period		New Cases Filed	Cases Transferred In / Reactivated			Total
	135		10	4			149
Terminations	Bankruptcy	Default	RefVacated	Court Trial	Dismiss	Other	Total
	0	7	0	0	4	5	16
Total Pending at End of Period							133
GALL, STEVEN E							
	Pending at Beg of Period		New Cases Filed	Cases Transferred In / Reactivated			Total
	231		19	19			269
Terminations	Bankruptcy	Default	RefVacated	Court Trial	Dismiss	Other	Total
	2	6	0	0	11	26	45
Total Pending at End of Period							224
GALLAGHER, HOLLIE L							

CUYAHOGA COUNTY COURT OF COMMON PLEAS

DATE: 07/08/2013
 TIME: 08:57 AM

Foreclosure Statistics by Judge
 Reporting Period: June 2013

PAGE: 3
 CMSR1062

Judge							
	Pending at Beg of Period		New Cases Filed		Cases Transferred In / Reactivated		Total
	197		18		7		222
Terminations	Bankruptcy	Default	RefVacated	Court Trial	Dismiss	Other	Total
	1	10	0	0	15	10	36
	Total Pending at End of Period						186
GAUL, DANIEL							
	Pending at Beg of Period		New Cases Filed		Cases Transferred In / Reactivated		Total
	295		21		8		324
Terminations	Bankruptcy	Default	RefVacated	Court Trial	Dismiss	Other	Total
	3	13	0	0	12	15	43
	Total Pending at End of Period						281
JACKSON, MICHAEL E							
	Pending at Beg of Period		New Cases Filed		Cases Transferred In / Reactivated		Total
	245		26		12		283
Terminations	Bankruptcy	Default	RefVacated	Court Trial	Dismiss	Other	Total
	3	0	0	0	16	12	31
	Total Pending at End of Period						252
MASON, LANCE T							
	Pending at Beg of Period		New Cases Filed		Cases Transferred In / Reactivated		Total
	260		18		10		288
Terminations	Bankruptcy	Default	RefVacated	Court Trial	Dismiss	Other	Total
	1	8	0	0	8	15	32
	Total Pending at End of Period						256
MATIA, DAVID T							
	Pending at Beg of Period		New Cases Filed		Cases Transferred In / Reactivated		Total
	225		18		11		254
Terminations	Bankruptcy	Default	RefVacated	Court Trial	Dismiss	Other	Total
	3	12	0	0	10	18	43
	Total Pending at End of Period						211
MCCLELLAND, ROBERT C							
	Pending at Beg of Period		New Cases Filed		Cases Transferred In / Reactivated		Total
	187		16		7		210
Terminations	Bankruptcy	Default	RefVacated	Court Trial	Dismiss	Other	Total
	1	8	0	0	20	14	43
	Total Pending at End of Period						167
MCCORMICK, TIMOTHY							
	Pending at Beg of Period		New Cases Filed		Cases Transferred In / Reactivated		Total
	186		13		8		207
Terminations	Bankruptcy	Default	RefVacated	Court Trial	Dismiss	Other	Total
	0	14	0	1	12	7	34
	Total Pending at End of Period						173
MCDONNELL, NANCY R							

CUYAHOGA COUNTY COURT OF COMMON PLEAS

DATE: 07/08/2013
TIME: 08:57 AM

Foreclosure Statistics by Judge
Reporting Period: June 2013

PAGE: 4
CMSR1062

Judge							
	Pending at Beg of Period		New Cases Filed	Cases Transferred In / Reactivated			Total
	180		17	8			205
Terminations	Bankruptcy	Default	RefVacated	Court Trial	Dismiss	Other	Total
	4	11	0	0	8	5	28
Total Pending at End of Period							177
MCMONAGLE, RICHARD J							
	Pending at Beg of Period		New Cases Filed	Cases Transferred In / Reactivated			Total
	127		6	7			140
Terminations	Bankruptcy	Default	RefVacated	Court Trial	Dismiss	Other	Total
	2	4	0	0	5	4	15
Total Pending at End of Period							125
O'DONNELL, JOHN P							
	Pending at Beg of Period		New Cases Filed	Cases Transferred In / Reactivated			Total
	186		6	8			200
Terminations	Bankruptcy	Default	RefVacated	Court Trial	Dismiss	Other	Total
	2	6	0	0	10	9	27
Total Pending at End of Period							173
RUSSO, JOHN J							
	Pending at Beg of Period		New Cases Filed	Cases Transferred In / Reactivated			Total
	223		20	12			255
Terminations	Bankruptcy	Default	RefVacated	Court Trial	Dismiss	Other	Total
	1	14	0	0	17	14	46
Total Pending at End of Period							209
RUSSO, JOSEPH D							
	Pending at Beg of Period		New Cases Filed	Cases Transferred In / Reactivated			Total
	221		18	16			255
Terminations	Bankruptcy	Default	RefVacated	Court Trial	Dismiss	Other	Total
	3	5	0	0	5	12	25
Total Pending at End of Period							230
RUSSO, MICHAEL J							
	Pending at Beg of Period		New Cases Filed	Cases Transferred In / Reactivated			Total
	235		18	11			264
Terminations	Bankruptcy	Default	RefVacated	Court Trial	Dismiss	Other	Total
	3	5	0	0	6	10	24
Total Pending at End of Period							240
RUSSO, NANCY MARGARET							
	Pending at Beg of Period		New Cases Filed	Cases Transferred In / Reactivated			Total
	145		22	10			177
Terminations	Bankruptcy	Default	RefVacated	Court Trial	Dismiss	Other	Total
	1	7	0	0	12	13	33
Total Pending at End of Period							144

SAFFOLD, SHIRLEY STRICKLAND

CUYAHOGA COUNTY COURT OF COMMON PLEAS

DATE: 07/08/2013
TIME: 08:57 AM

Foreclosure Statistics by Judge
Reporting Period: June 2013

PAGE: 5
CMSR1062

Judge							
	Pending at Beg of Period		New Cases Filed	Cases Transferred In / Reactivated			Total
	283		18	3			304
Terminations	Bankruptcy	Default	RefVacated	Court Trial	Dismiss	Other	Total
	1	19	0	0	4	12	36
Total Pending at End of Period							268
SHEEHAN, BRENDAN J							
	Pending at Beg of Period		New Cases Filed	Cases Transferred In / Reactivated			Total
	172		12	7			191
Terminations	Bankruptcy	Default	RefVacated	Court Trial	Dismiss	Other	Total
	2	7	0	0	12	21	42
Total Pending at End of Period							149
SUTULA, JOHN D							
	Pending at Beg of Period		New Cases Filed	Cases Transferred In / Reactivated			Total
	289		26	10			325
Terminations	Bankruptcy	Default	RefVacated	Court Trial	Dismiss	Other	Total
	3	24	0	0	14	15	56
Total Pending at End of Period							269
SUTULA, KATHLEEN ANN							
	Pending at Beg of Period		New Cases Filed	Cases Transferred In / Reactivated			Total
	166		22	20			208
Terminations	Bankruptcy	Default	RefVacated	Court Trial	Dismiss	Other	Total
	0	9	0	0	9	10	28
Total Pending at End of Period							180
SYNENBERG, JOAN							
	Pending at Beg of Period		New Cases Filed	Cases Transferred In / Reactivated			Total
	216		21	13			250
Terminations	Bankruptcy	Default	RefVacated	Court Trial	Dismiss	Other	Total
	3	9	0	0	15	21	48
Total Pending at End of Period							202
VILLANUEVA, JOSE A							
	Pending at Beg of Period		New Cases Filed	Cases Transferred In / Reactivated			Total
	290		13	16			319
Terminations	Bankruptcy	Default	RefVacated	Court Trial	Dismiss	Other	Total
	1	9	0	0	10	15	35
Total Pending at End of Period							284

Monthly Summary

MONTHLY SUMMARY

June 2013

NAME	PEND	ASSIGNED			TRIALS						DISP	PENDING				+ -
		CV	CR	TOT	JURY			COURT				CV	FR	CR	TOT	
					CV	CR	TOT	CV	CR	TOT		CV	FR	CR	TOT	
Dick Ambrose	541	58	21	79	0	0	0	0	0	0	90	212	194	124	530	+ 11
Michael K. Astrab	588	61	28	89	0	0	0	1	1	2	108	183	264	122	569	+ 19
Pamela A. Barker	559	59	34	93	0	3	3	0	0	0	111	203	222	116	541	+ 18
Janet R. Burnside	598	63	25	88	0	0	0	0	0	0	100	224	240	122	586	+ 12
Deena R. Calabrese	580	64	38	102	0	0	0	0	0	0	97	212	223	150	585	- 5
Maureen Clancy	539	59	33	92	0	0	0	0	0	0	109	186	240	96	522	+ 17
Cassandra Collier-Willia	565	60	23	83	0	0	0	0	0	0	114	192	246	96	534	+ 31
Brian J. Corrigan	621	61	32	93	0	0	0	0	1	1	119	258	234	103	595	+ 26
Peter J. Corrigan	549	58	28	86	1	1	2	0	0	0	104	224	184	123	531	+ 18
Michael P. Donnelly	539	62	21	83	0	1	1	0	1	1	91	206	267	58	531	+ 8
Carolyn B. Friedland	552	67	39	106	0	1	1	0	1	1	109	226	175	148	549	+ 3
Stuart A. Friedman	574	56	33	89	0	0	0	0	0	0	97	207	255	104	566	+ 8
Nancy A. Fuerst	252	32	4	36	1	0	1	0	0	0	59	86	133	10	229	+ 23
Steven E. Gall	508	70	29	99	0	2	2	0	0	0	109	199	209	90	498	+ 10
Hollie L. Gallagher	483	64	16	80	0	2	2	0	1	1	85	227	186	65	478	+ 5
Daniel Gaul	611	59	20	79	0	1	1	0	0	0	98	219	281	92	592	+ 19
Michael E Jackson	651	60	29	89	0	0	0	0	1	1	110	249	238	143	630	+ 21
Lance T. Mason	585	60	24	84	1	0	1	0	0	0	91	223	256	99	578	+ 7
David T. Matia	485	64	42	106	0	0	0	0	1	1	113	200	211	67	478	+ 7
Robert C. McClelland	602	56	43	99	0	1	1	0	1	1	106	281	167	147	595	+ 7
Timothy McCormick	465	56	32	88	0	0	0	0	0	0	107	210	173	63	446	+ 19
Nancy R. McDonnell	402	58	22	80	0	1	1	1	0	1	61	172	176	73	421	- 19
Richard J. McMonagle	497	49	17	66	0	1	1	0	0	0	80	315	125	43	483	+ 14
John P. O'Donnell	529	54	10	64	0	0	0	0	0	0	99	283	172	39	494	+ 35
John J. Russo	502	63	35	98	0	0	0	0	1	1	115	208	209	68	485	+ 17
Joseph D. Russo	571	66	31	97	0	0	0	0	0	0	104	219	228	117	564	+ 7
Michael J. Russo	521	59	23	82	1	0	1	0	0	0	93	192	240	78	510	+ 11
Nancy Margaret Russo	368	61	27	88	0	0	0	0	2	2	103	129	144	80	353	+ 15
Shirley Strickland Saffold	654	56	41	97	0	2	2	0	0	0	124	220	268	139	627	+ 27
Brendan J. Sheehan	411	59	26	85	0	3	3	0	2	2	116	160	149	71	380	+ 31
John D. Sutula	648	61	26	87	2	4	6	0	0	0	138	231	269	97	597	+ 51
Kathleen Ann Sutula	467	77	28	105	0	2	2	0	0	0	99	196	180	97	473	- 6
Joan Synenberg	540	61	20	81	0	0	0	0	0	0	109	219	181	112	512	+ 28
José A. Villanueva	731	66	35	101	0	2	2	0	0	0	108	283	284	157	724	+ 7
TOTALS	18288	2039	935	2974	6	27	33	2	13	15	3476	7254	7223	3309	17786	+ 502

Year to Date Summary

SUMMARY FOR THE COURT

January - June 2013

NAME	PEND	ASSIGNED			TRIALS						DISP	PENDING				+ -
		CV	CR	TOT	JURY			COURT				CV	FR	CR	TOT	
					CV	CR	TOT	CV	CR	TOT		CV	FR	CR	TOT	
Dick Ambrose	551	430	225	655	1	8	9	0	1	1	676	212	194	124	530	+ 21
Michael K. Astrab	604	435	210	645	3	6	9	1	3	4	680	183	264	122	569	+ 35
Pamela A. Barker	653	437	220	657	1	7	8	0	1	1	769	203	222	116	541	+ 112
Janet R. Burnside	554	431	259	690	0	1	1	1	3	4	658	224	240	122	586	- 32
Deena R. Calabrese	629	448	251	699	3	1	4	1	1	2	743	212	223	150	585	+ 44
Maureen Clancy	574	421	196	617	2	3	5	2	0	2	669	186	240	96	522	+ 52
Cassandra Collier-Willia	557	413	174	587	1	2	3	0	1	1	610	192	246	96	534	+ 23
Brian J. Corrigan	641	423	228	651	2	2	4	1	5	6	697	258	234	103	595	+ 46
Peter J. Corrigan	583	449	199	648	3	4	7	1	0	1	700	224	184	123	531	+ 52
Michael P. Donnelly	545	446	150	596	2	4	6	0	3	3	610	206	267	58	531	+ 14
Carolyn B. Friedland	618	447	234	681	2	1	3	0	2	2	750	226	175	148	549	+ 69
Stuart A. Friedman	605	418	232	650	0	1	1	0	7	7	689	207	255	104	566	+ 39
Nancy A. Fuerst	253	227	80	307	1	2	3	0	1	1	331	86	133	10	229	+ 24
Steven E. Gall	547	453	181	634	2	5	7	0	0	0	683	199	209	90	498	+ 49
Hollie L. Gallagher	517	442	165	607	1	4	5	0	2	2	646	227	186	65	478	+ 39
Daniel Gaul	704	417	177	594	0	4	4	0	0	0	706	219	281	92	592	+ 112
Michael E Jackson	602	398	204	602	0	1	1	0	3	3	574	249	238	143	630	- 28
Lance T. Mason	623	429	203	632	3	3	6	1	1	2	677	223	256	99	578	+ 45
David T. Malia	514	437	170	607	0	1	1	2	1	3	643	200	211	67	478	+ 36
Robert C. McClelland	636	437	237	674	3	1	4	0	5	5	715	281	167	147	595	+ 41
Timothy McCormick	527	422	177	599	3	1	4	0	3	3	680	210	173	63	446	+ 81
Nancy R. McDonnell	520	337	163	500	1	3	4	1	1	2	599	172	176	73	421	+ 99
Richard J. McMonagle	620	376	103	479	2	1	3	3	0	3	616	315	125	43	483	+ 137
John P. O'Donnell	542	392	80	472	1	5	6	1	0	1	520	283	172	39	494	+ 48
John J. Russo	501	462	196	658	0	3	3	0	3	3	674	208	209	68	485	+ 16
Joseph D. Russo	653	440	224	664	2	2	4	0	1	1	753	219	228	117	564	+ 89
Michael J. Russo	524	428	193	621	3	2	5	1	0	1	635	192	240	78	510	+ 14
Nancy Margaret Russo	331	455	196	651	2	1	3	0	5	5	629	129	144	80	353	- 22
Shirley Strickland Saffold	703	423	257	680	1	9	10	0	1	1	756	220	268	139	627	+ 76
Brendan J. Sheehan	420	432	179	611	3	6	9	3	3	6	651	160	149	71	380	+ 40
John D. Sutula	665	433	216	649	4	6	10	2	2	4	717	231	269	97	597	+ 68
Kathleen Ann Sutula	494	444	227	671	2	10	12	0	0	0	692	196	180	97	473	+ 21
Joan Synenberg	529	453	221	674	0	3	3	0	0	0	691	219	181	112	512	+ 17
José A. Villanueva	674	447	258	705	2	7	9	0	4	4	655	283	284	157	724	- 50
TOTALS	19213	14382	6685	21067	56	120	176	21	63	84	22494	7254	7223	3309	17786	+ 1427

Corrections/Adjustments

Corrections & Adjustments

There was a minor error in the stats for the Total Pending Judicial Foreclosure Cases Referred to Magistrates and the Percentage of Pending Judicial Foreclosure Cases Referred to Magistrates by Filing Year from September 2011 till February 2013. The year 2002 erroneously showed ten active cases when there are/were two active cases for 2002. The charts for September 2011 through December 2012 are not being corrected as the impact is of such minor significance that it doesn't warrant the work involved to correct them.

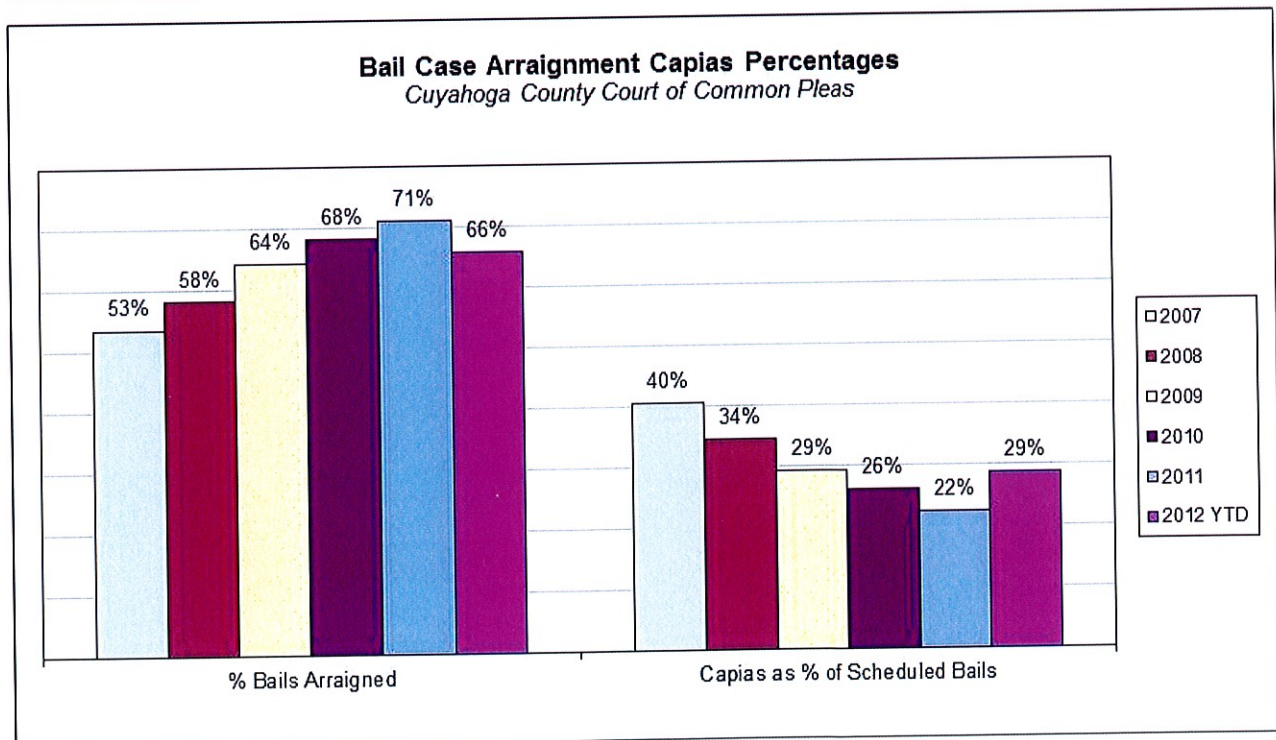
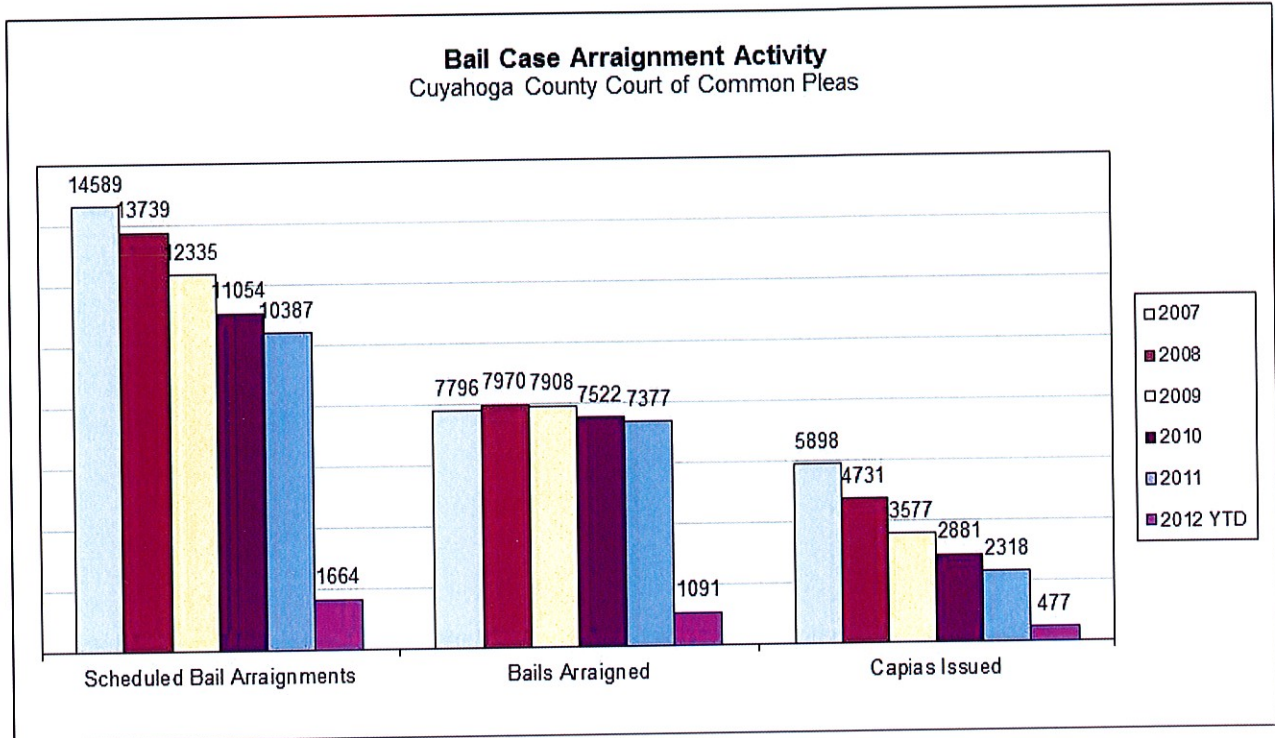
The charts on pgs. 19 and 23 reflect the corrected count for 2002 from ten active cases to two cases on the aforementioned reports.

CUYAHOGA COUNTY COMMON PLEAS COURT

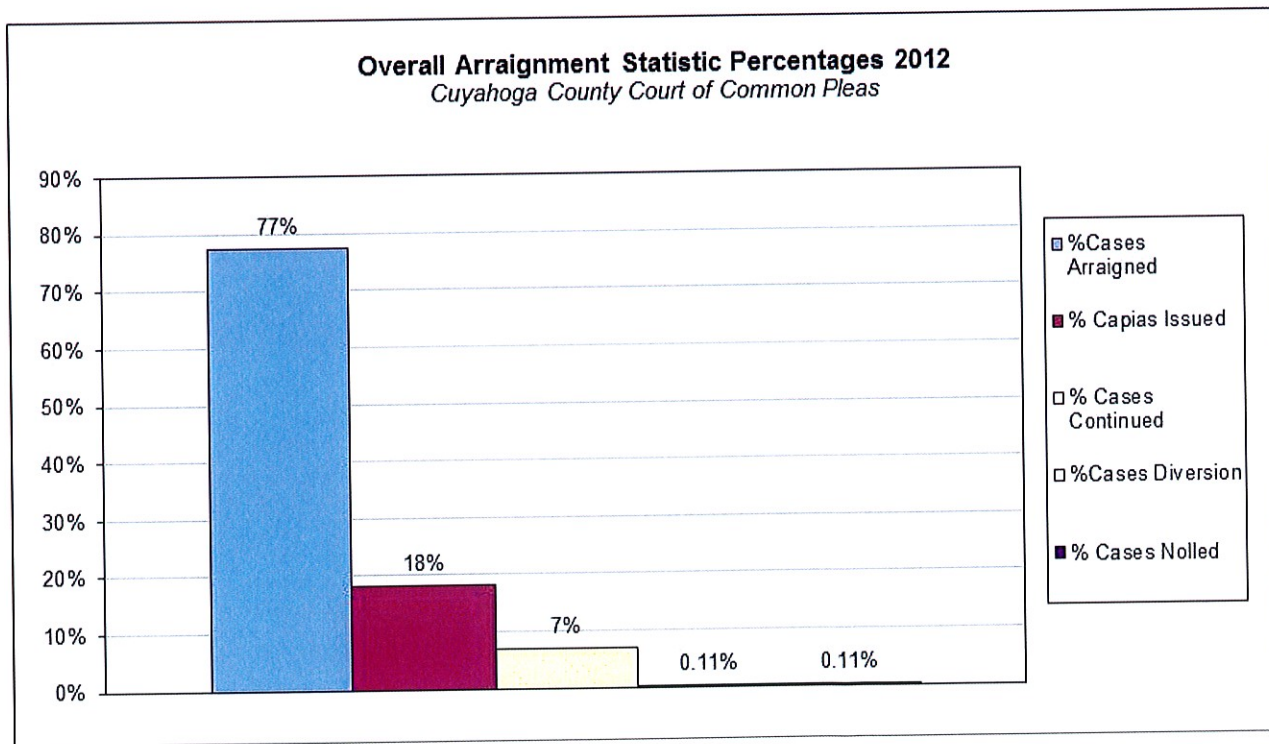
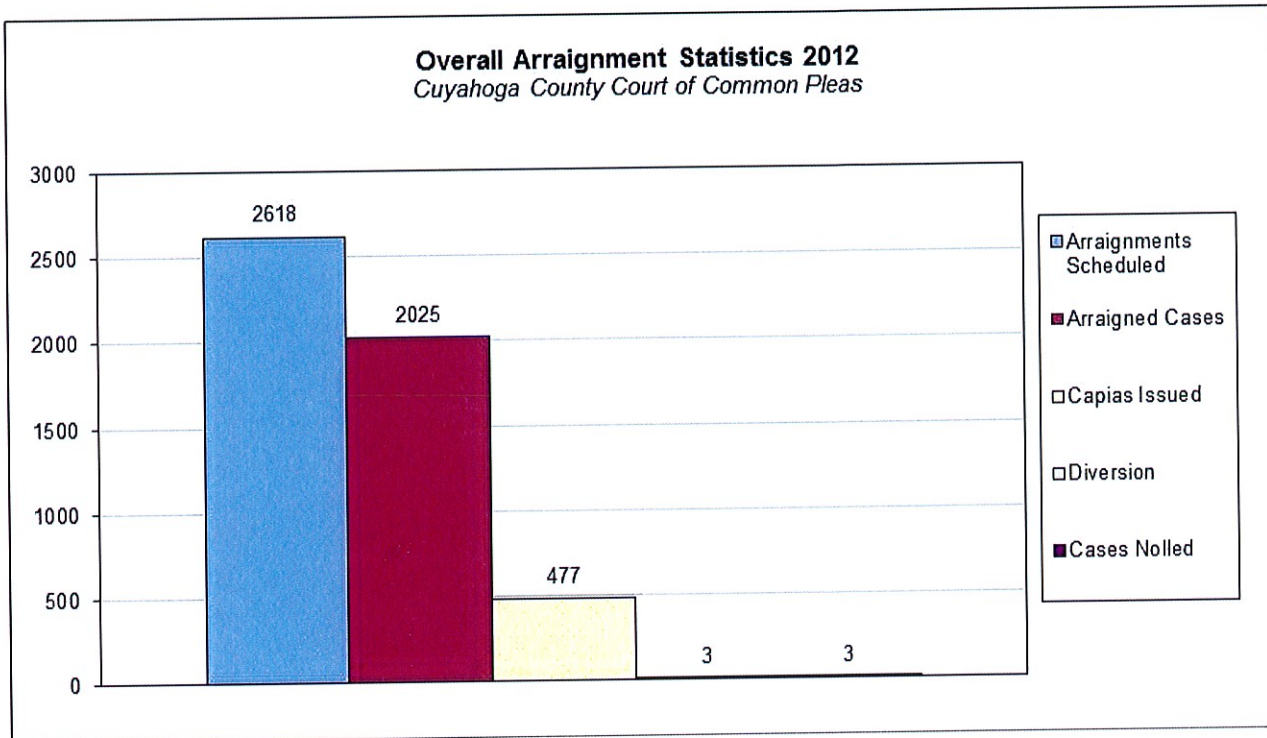
There was an error in the Bail Case Arraignment Activity, Bail Case Arraignment Capias Percentages, Overall Arraignment Statistics, and Overall Arraignment Statistic Percentage charts in January 2012.

Consequently, the aforementioned charts posted with the court statistics for February 2012 are incorrect.

The following charts reflect the correct statistics.



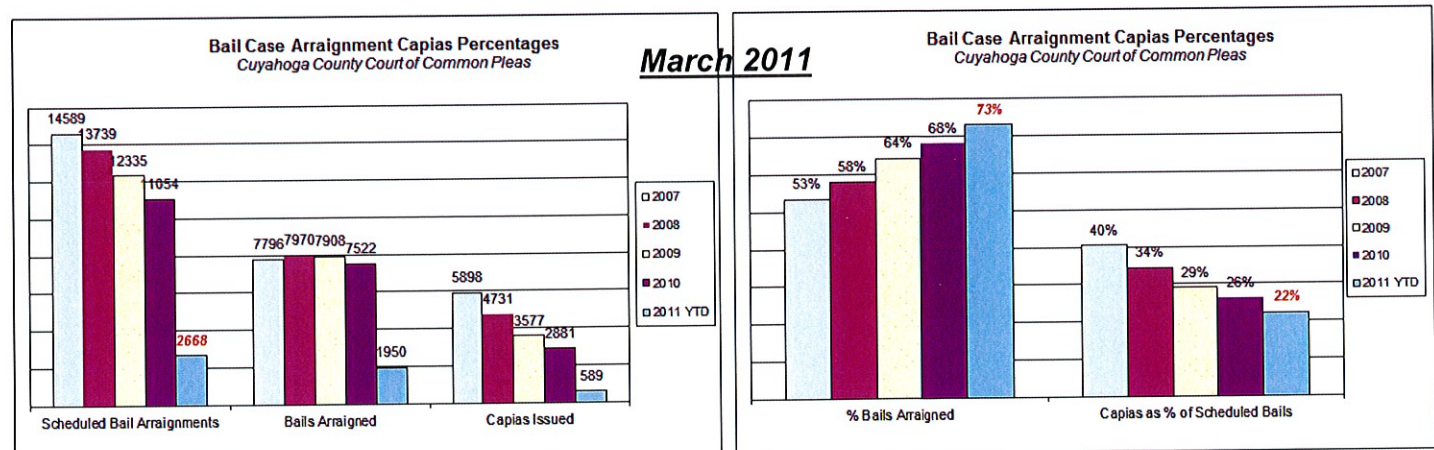
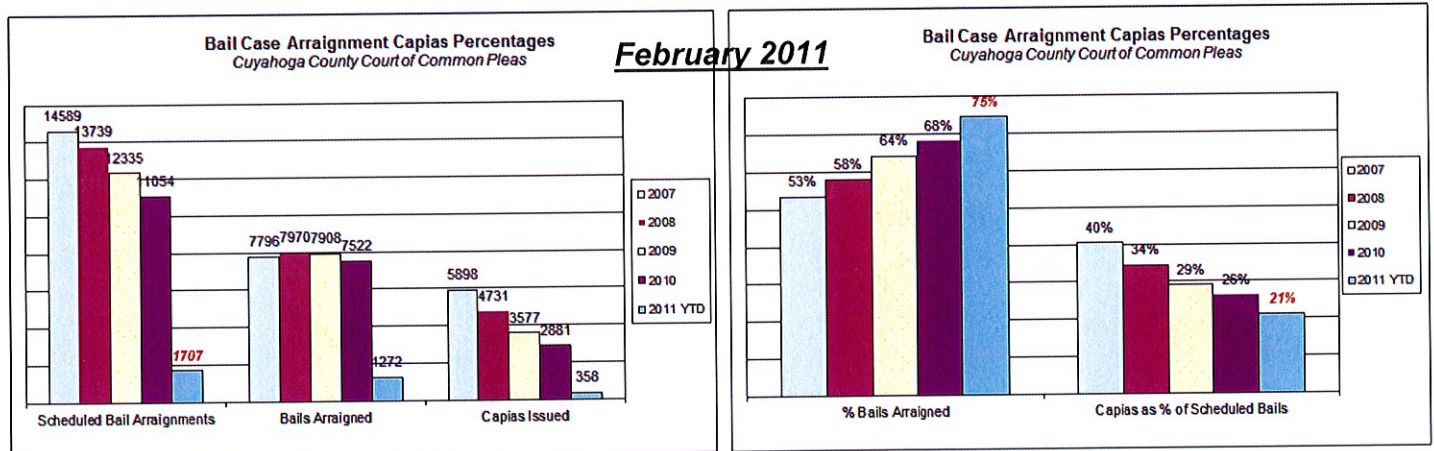
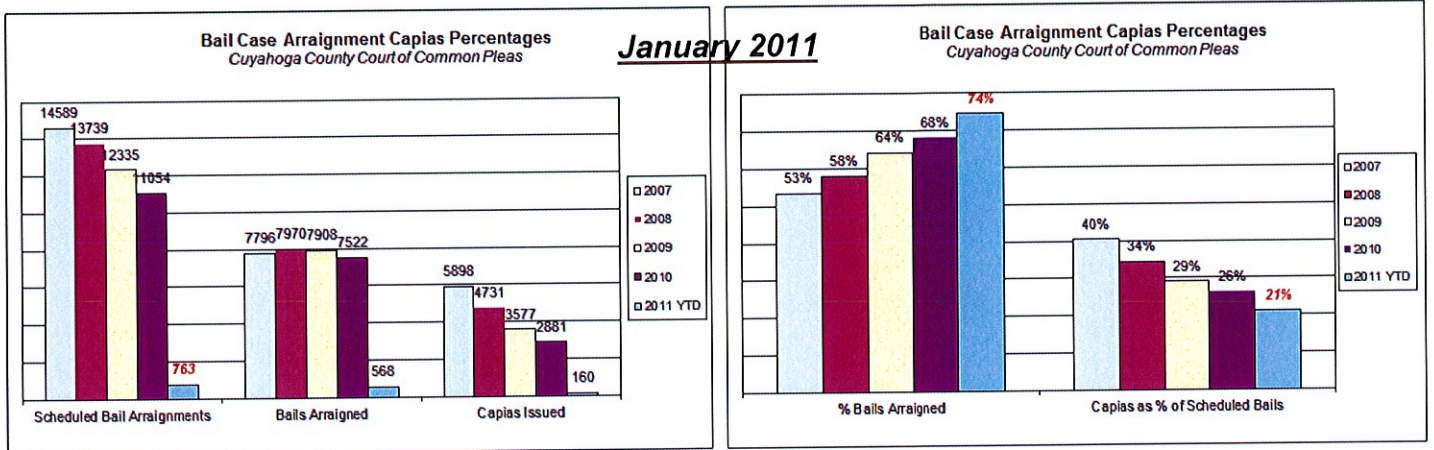
CUYAHOGA COUNTY COMMON PLEAS COURT



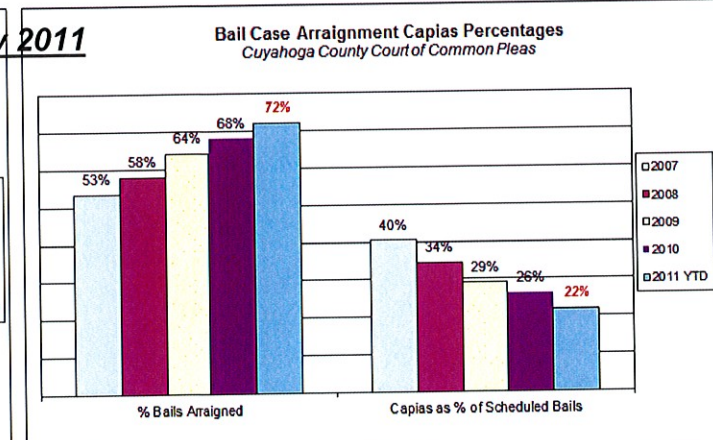
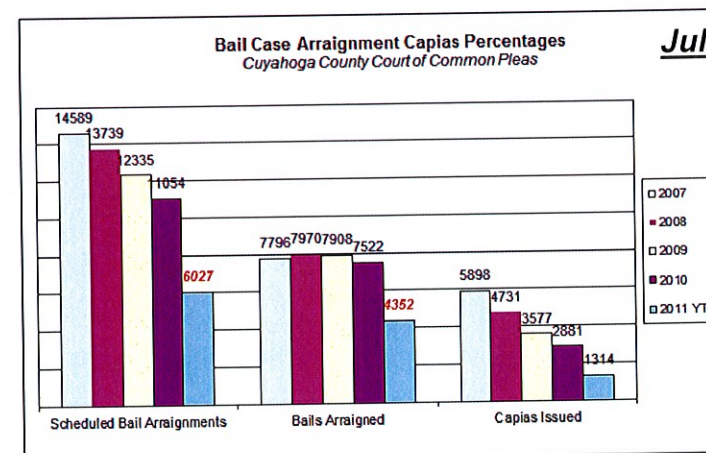
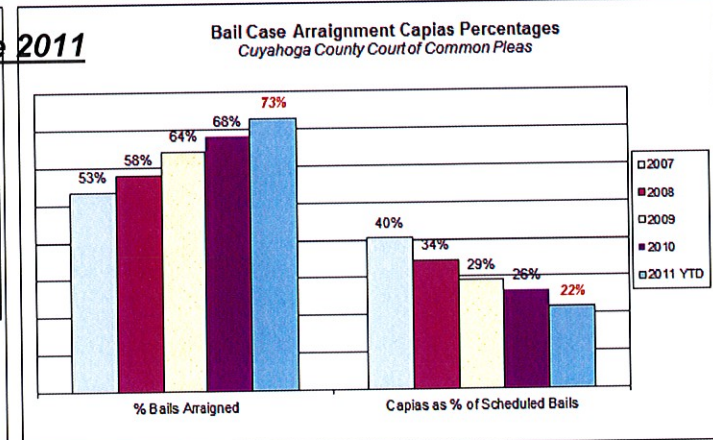
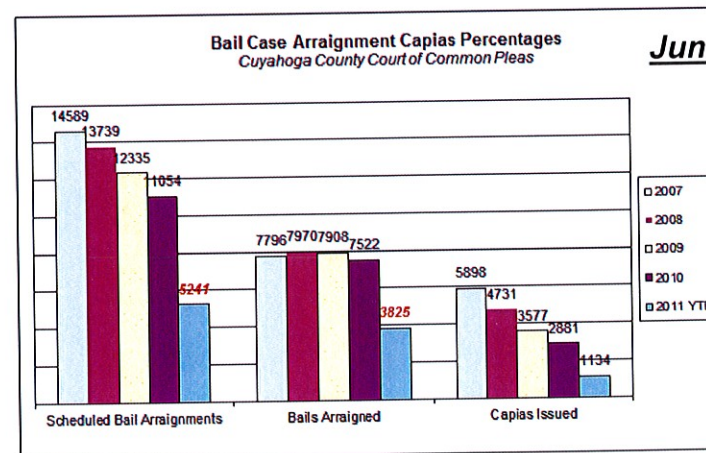
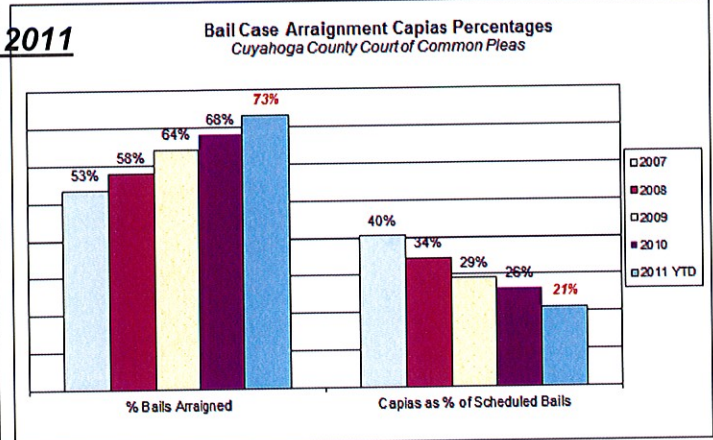
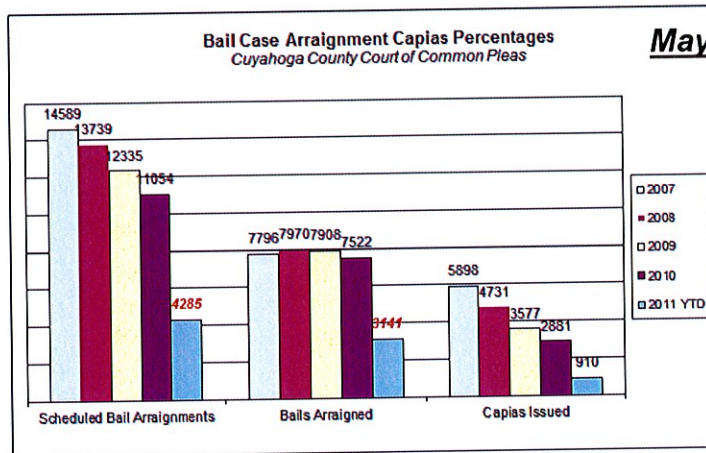
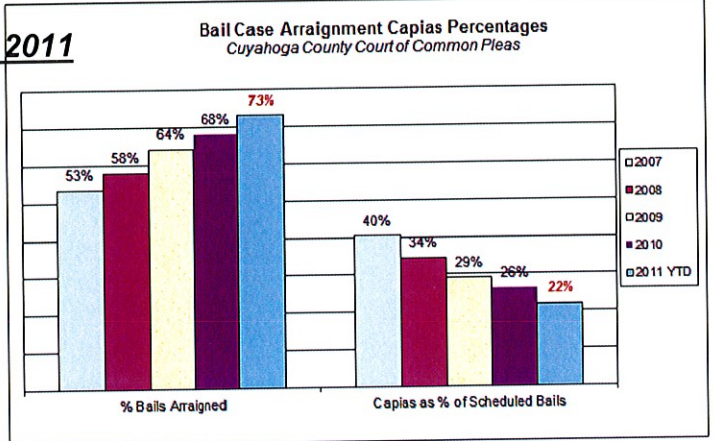
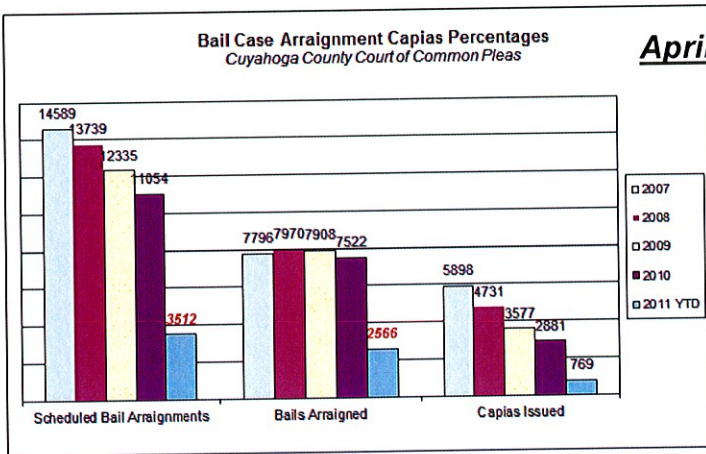
CUYAHOGA COUNTY COMMON PLEAS COURT

There was a minor error in the Bail Case Arraignment Activity and Bail Case Arraignment Capias Percentages charts in January 2011. The error was not discovered until December 2011. Consequently, the aforementioned charts posted with the court statistics from January 2011 – November 2011 are incorrect.

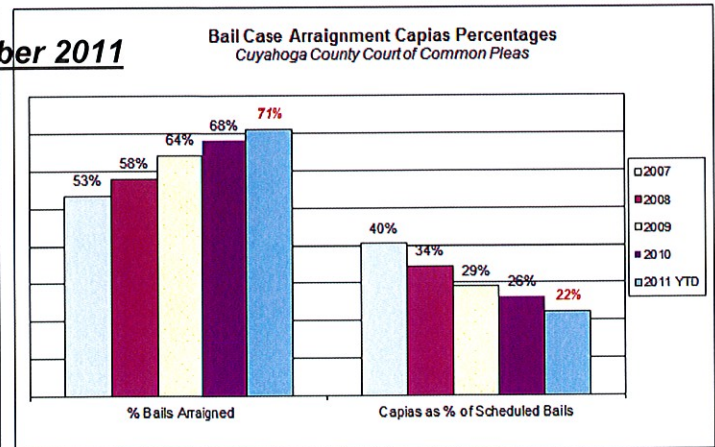
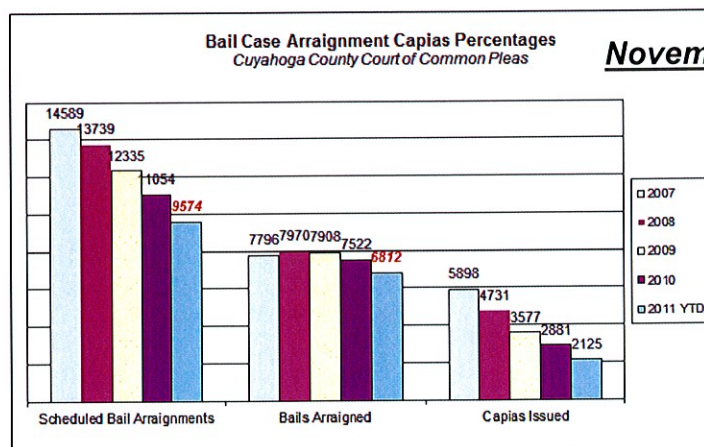
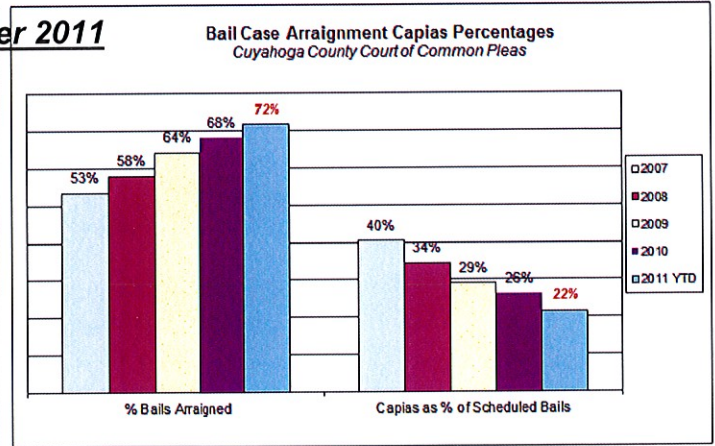
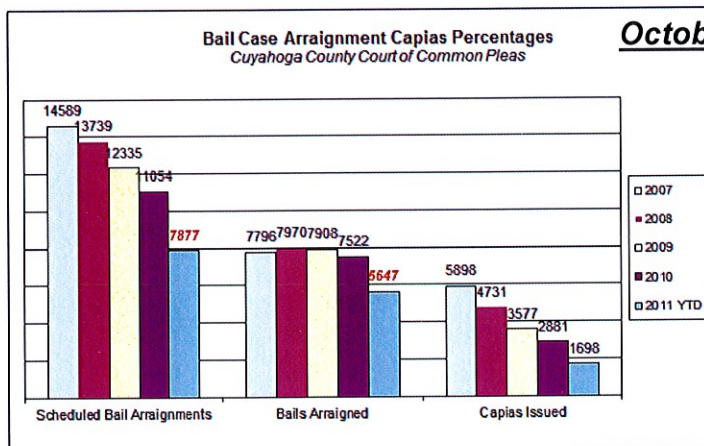
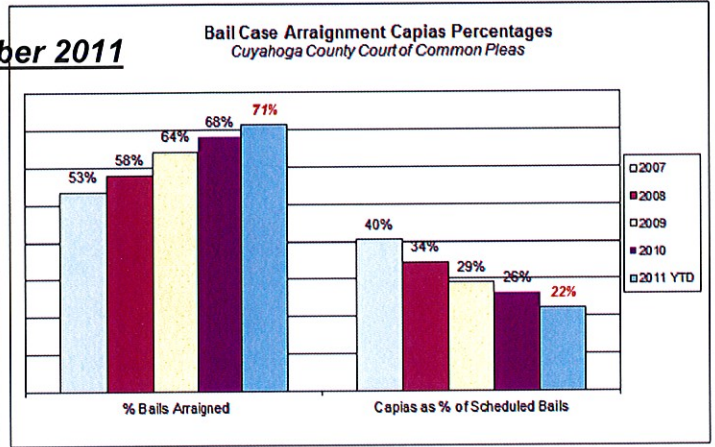
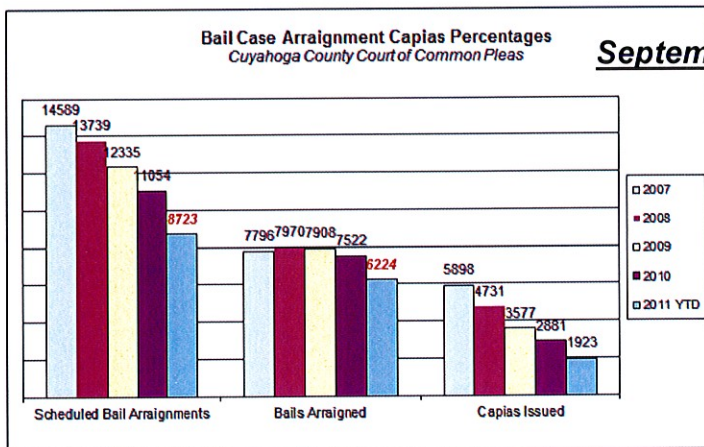
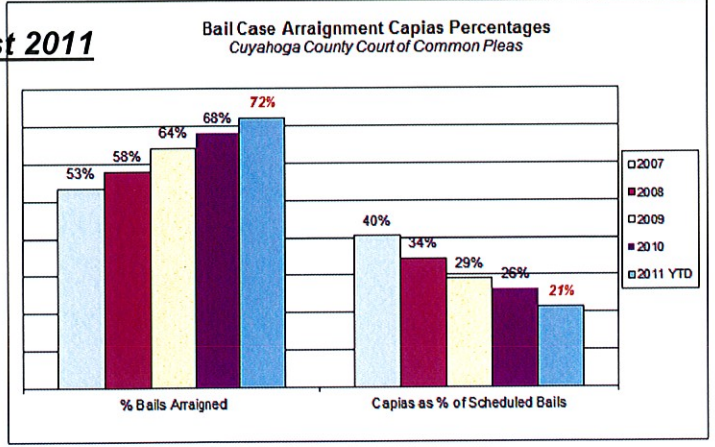
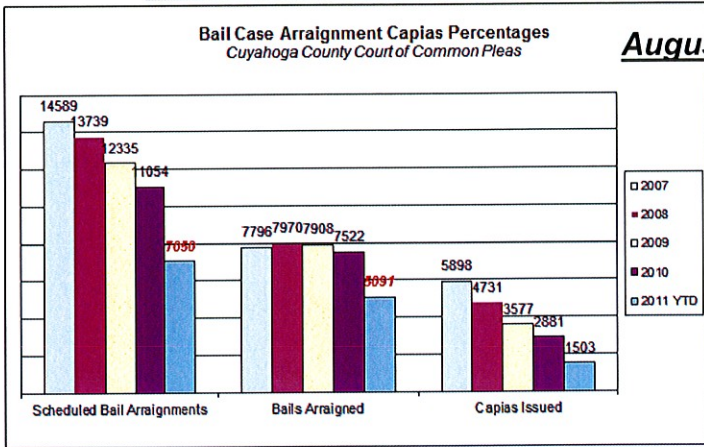
The following charts reflect the corrections highlighted in red.



CUYAHOGA COUNTY COMMON PLEAS COURT



CUYAHOGA COUNTY COMMON PLEAS COURT



CUYAHOGA COUNTY COMMON PLEAS COURT

There was a minor error in the New Marsh. Of Lien/Quite Title/Partition Case Filings by Month, Total New Judicial Foreclosure Filings by Month for Year 2010 and Total New Judicial Foreclosure Filings 1996-2010 for the month of March 2010.

The following charts reflect the **original** and **corrected** numbers.

