



***Statistics Report  
November 2013***

***Nancy A. Fuerst  
Administrative and Presiding Judge***

**TABLE OF CONTENTS**

**Criminal Statistics**

Newly Filed, Re-Activated and Transferred in Cases \_\_\_\_\_ 4

Yearly Criminal Terminations \_\_\_\_\_ 5

Pending Criminal Cases End of Period \_\_\_\_\_ 6

Clearance Rate \_\_\_\_\_ 7

Arrest to Disposition Timeline \_\_\_\_\_ 8

Average Arrest to Disposition Timeline (Jail Cases) \_\_\_\_\_ 9

Average Arrest to Disposition Timeline (Non-Jail Cases) \_\_\_\_\_ 10

Average Arrest to Disposition Timeline (Jail and Non-Jail Cases) \_\_\_\_\_ 11

Yearly Average Arrest to Disposition Timeline \_\_\_\_\_ 12

Indictments and Informations Filed With the Clerk of Courts \_\_\_\_\_ 13

Bail Case Arraignment Activity \_\_\_\_\_ 14

Overall Arraignment Statistics \_\_\_\_\_ 15

**Foreclosure Statistics**

Total Pending Judicial Foreclosure Cases Referred to Magistrates (A) \_\_\_\_\_ 17

Total Pending Judicial Foreclosure Cases Referred to Magistrates (B) \_\_\_\_\_ 18

Total Pending Judicial Foreclosure Cases Referred to Magistrates (C) \_\_\_\_\_ 19

Total Pending Tax Lien & Certificate Cases Referred to Magistrates (A) \_\_\_\_\_ 20

Total Pending Tax Lien & Certificate Cases Referred to Magistrates (B) \_\_\_\_\_ 21

Total Pending Tax Lien & Certificate Cases Referred to Magistrates (C) \_\_\_\_\_ 22

Percentage of Pending Judicial Foreclosure Cases By Filing Year \_\_\_\_\_ 23

Judicial Foreclosure Clearance Rate Year 2011 \_\_\_\_\_ 24

Judicial Foreclosure Clearance Rate Year 2012 \_\_\_\_\_ 25

Judicial Foreclosure Clearance Rate Year 2013 \_\_\_\_\_ 26

Avg. Number of Days to Disp. (Excl. Bank. Stays & Tax Lien & Tax Cert.) \_\_\_\_\_ 27

Avg. Number of Days to Disp. (Excl. Bank. Stays & Incl. Tax Lien & Tax Cert.) \_\_\_\_\_ 28

Total New Judicial Foreclosure Filings \_\_\_\_\_ 29

New Marsh of Lien/Quiet Title/Partition Case Filings for Years 2005 – 2013 YTD \_\_\_\_\_ 30

New Marsh of Lien/Quiet Title/Partition Case Filings by month for 2013 YTD \_\_\_\_\_ 30

New Tax Lien & Certificate Filings for Years 2005 – 2013 YTD \_\_\_\_\_ 31

New Tax Lien & Certificate Filings by Month for Year 2013 YTD \_\_\_\_\_ 31

Total New Judicial Foreclosure Filings Years 2005 – 2013 YTD \_\_\_\_\_ 32

Total New Judicial Foreclosure Filings by Month for Year 2013 YTD \_\_\_\_\_ 32

Magistrate’s Monthly Reports \_\_\_\_\_ 33

Report CMSR1062 - Judicial Foreclosure Statistics by Judge \_\_\_\_\_ 41

Monthly Summary \_\_\_\_\_ 47

Year to Date Summary \_\_\_\_\_ 49

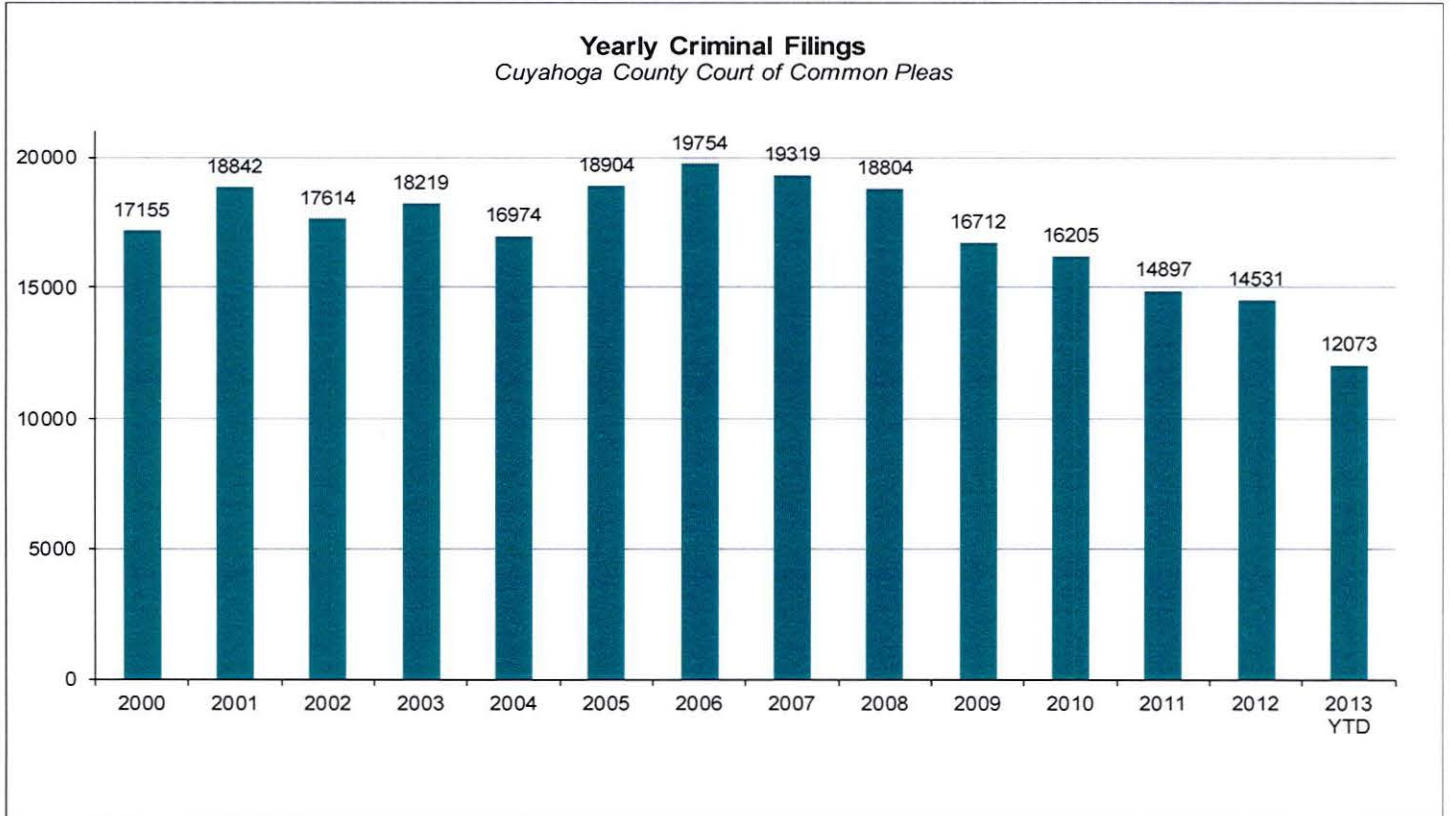
Corrections/Adjustments \_\_\_\_\_ 51

# *Criminal Case Statistics*

# CUYAHOGA COUNTY COMMON PLEAS COURT

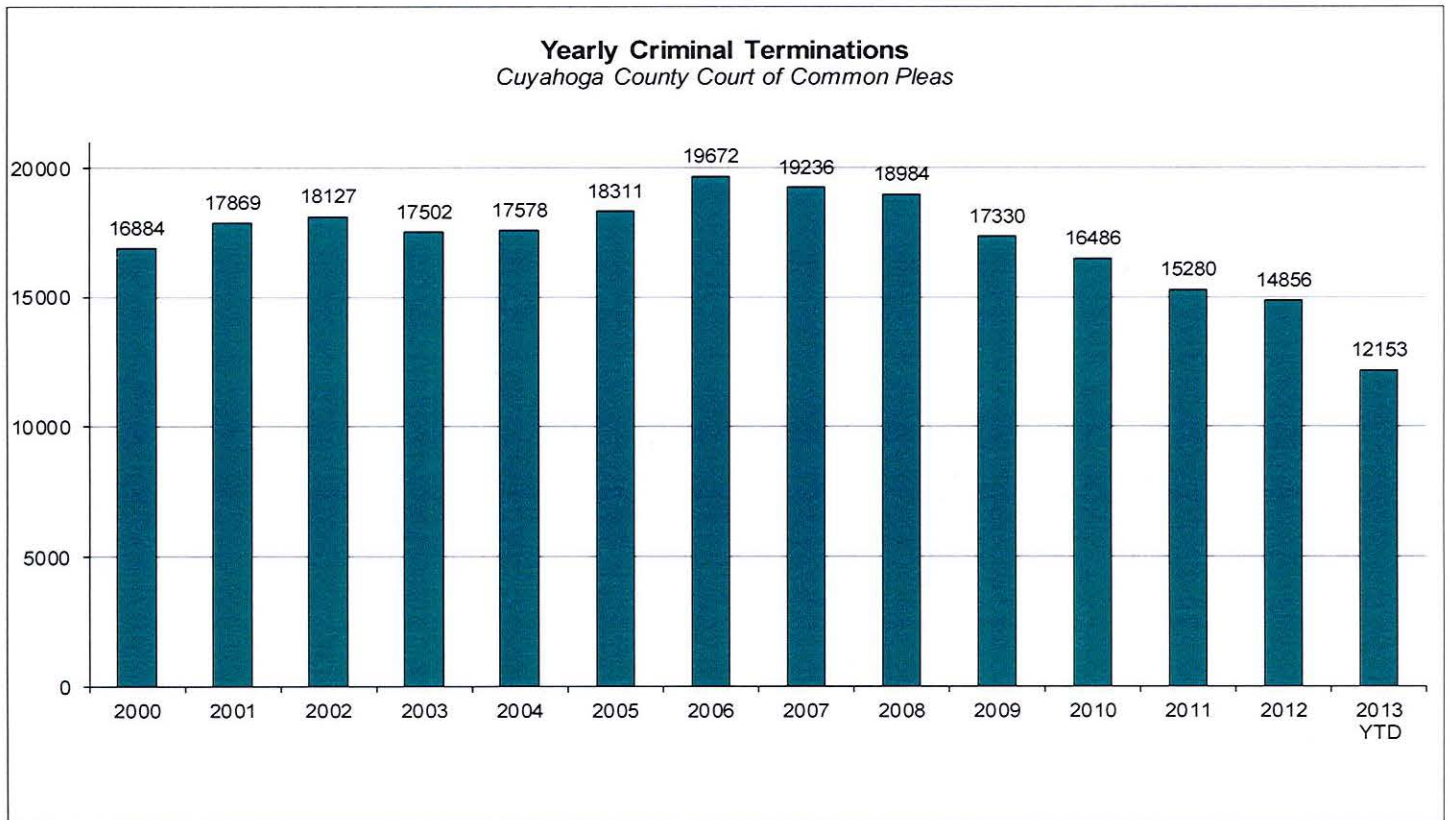
## *Newly Filed, Re-Activated and Transferred in Cases*

The following chart is a representation of all filed cases in Cuyahoga County Court of Common Pleas from 2000 – November 2013. Newly filed cases are defined as having been arraigned and assigned to a Judge. Re-activated cases are defined as cases where a defendant was unavailable for trial and has now become ready to proceed. Transferred cases are defined as cases moved from one judge's docket to another. This could be due to re-assignment to a Mental Health Judge or after additional information indicates that by Court rule, the case should have been assigned to another Judge.



## Yearly Criminal Terminations

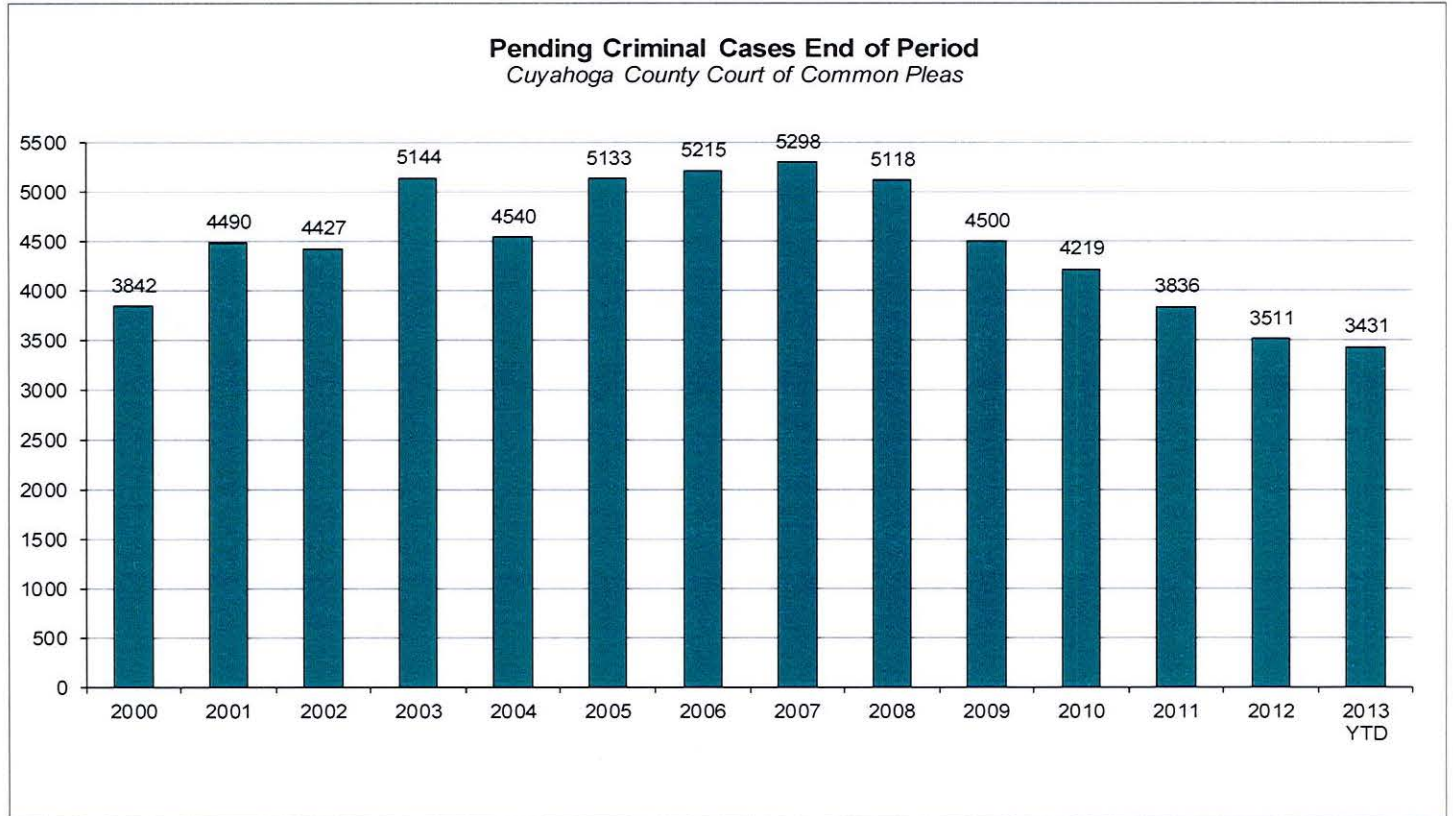
The following chart represents cases that have been terminated by the court from 2000 – November 2013. These cases have been terminated either by trial; plea, dismissal or a defendant is unavailable for trial or sentencing.



# CUYAHOGA COUNTY COMMON PLEAS COURT

## Pending Criminal Cases End of Period

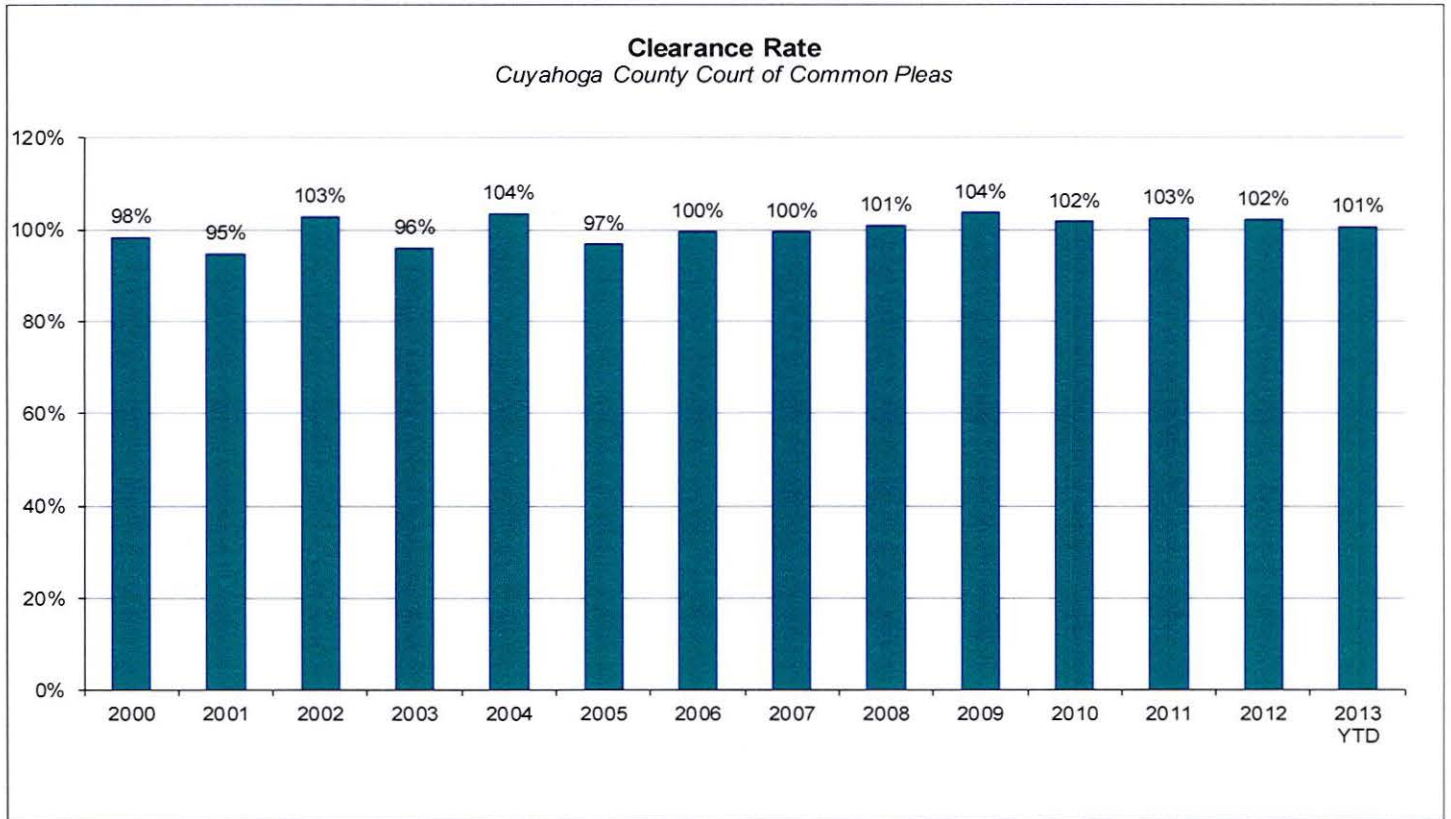
The following chart represents the total number of cases pending at the end of the reporting period from 2000 – November 2013. Pending criminal cases at the end of the period is determined by adding the total number of pending cases at the beginning of the reporting period, and all newly filed, re-activated and transferred in cases. The total number of cases terminated in the period is subtracted from the sum total pending at the beginning of the period to give the value pending at the end of the period.



# CUYAHOGA COUNTY COMMON PLEAS COURT

## Clearance Rate

The Clearance Rate is the total number of outgoing cases as a percentage of the number of incoming cases. Clearance rate measures whether the court is keeping up with its incoming caseload. If cases are not disposed in a timely manner, a backlog of cases awaiting disposition will grow. A Clearance Rate of 100% indicates that at least as many cases have been filed, reopened, or reactivated in a period have been disposed.



## *Arrest to Disposition Timeline*

Arrest to disposition timeline is a method to measure how felony cases flow through the Cuyahoga County Criminal Justice System. By capturing how long a case takes to move from stage to stage, we can examine where problems may exist and where potential improvements in case processing can be made.

The source data was extracted from the Cuyahoga County Court of Common Pleas Case Management System. The overall population of sample data was based on cases terminated in a given month excluding cases that have gone through diversion programs. A case is defined as a defendant and all charges involved in a single incident. The period for the extracted data is from November 2013.

The stages examined were:

Arrest to Indictment  
Indictment to Arraignment  
Arraignment to 1<sup>st</sup> Pre-Trial  
1<sup>st</sup> Pre-Trial to Plea/Trial  
Plea/Trial to Termination

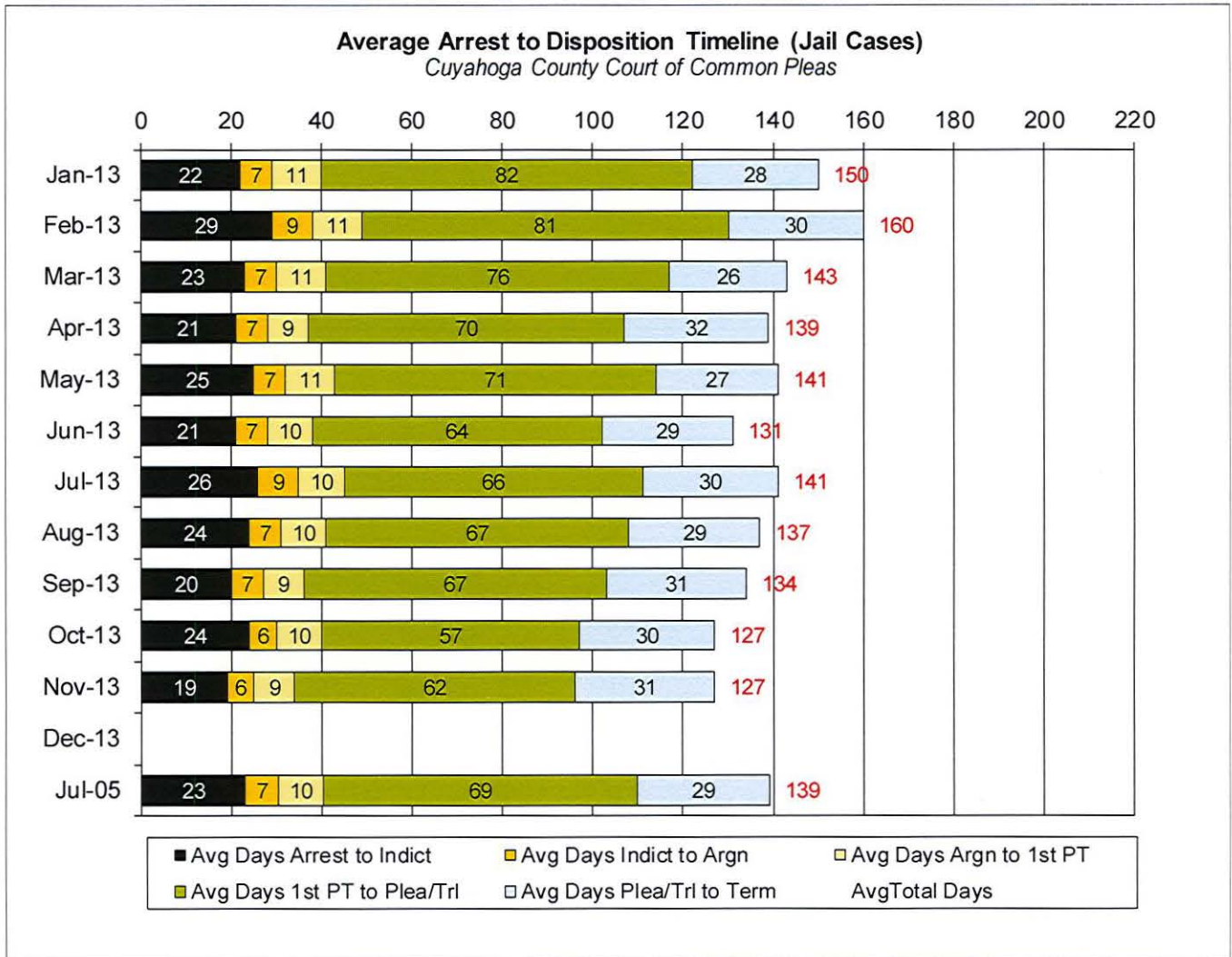
Due to the fact that each case may or may not have all of the stage date elements, a method to arrive at stage averages was applied. For a case to be included in the average for a stage there would need to be both dates for the given stage. A case would be included in the Arrest to Indictment stage if both arrest date and indictment date were available. This method was applied to each of the five stages. Next we calculated the total number of cases that met the date criteria for each of the ranges and also the total number of days between each date. To arrive at an average, the total number of days for each case in each range was calculated and divided by the total number of cases that met the date criteria. If a case had a time period or periods where the defendant was capiased or referred to the Psych Clinic, that amount of time was subtracted from the appropriate range. For re-indicted cases, the original arrest date is used.

The following three charts are for Jail, Non-Jail and combined Jail and Non-Jail cases. Jail and Non-Jail cases are defined by the posting of bond prior to plea or trial.



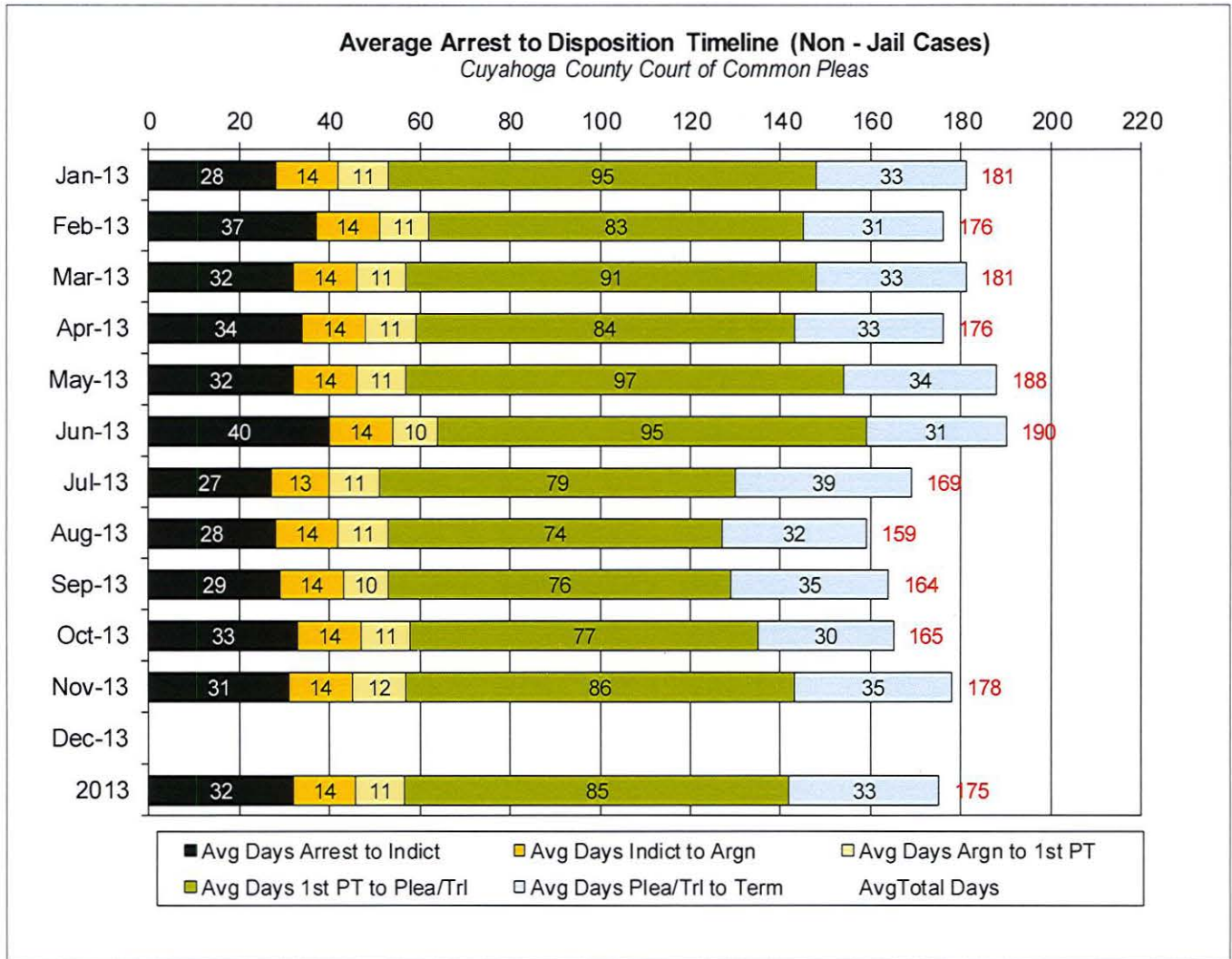
# CUYAHOGA COUNTY COMMON PLEAS COURT

## Average Arrest to Disposition Timeline (Jail Cases)



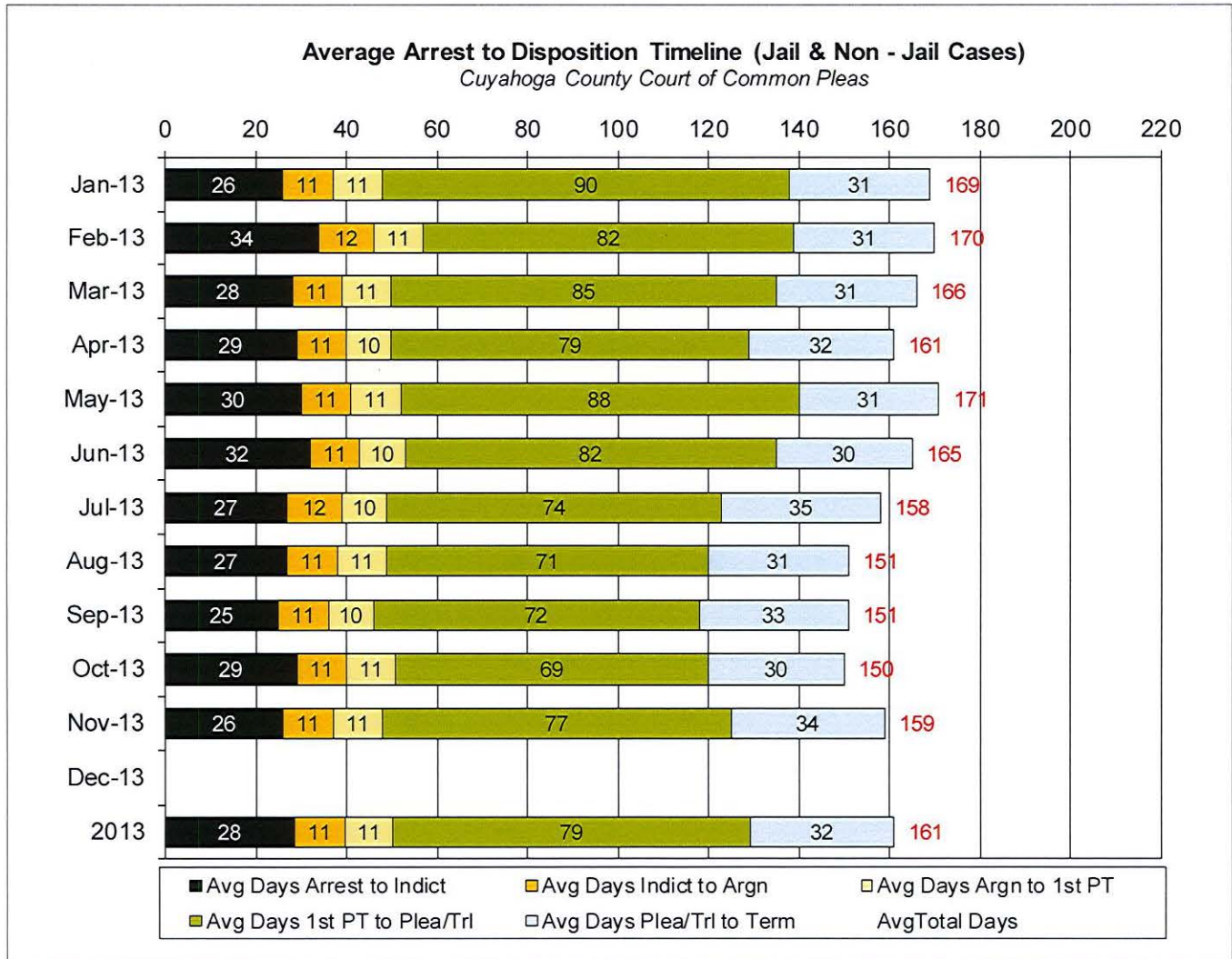
# CUYAHOGA COUNTY COMMON PLEAS COURT

## Average Arrest to Disposition Timeline (Non-Jail Cases)



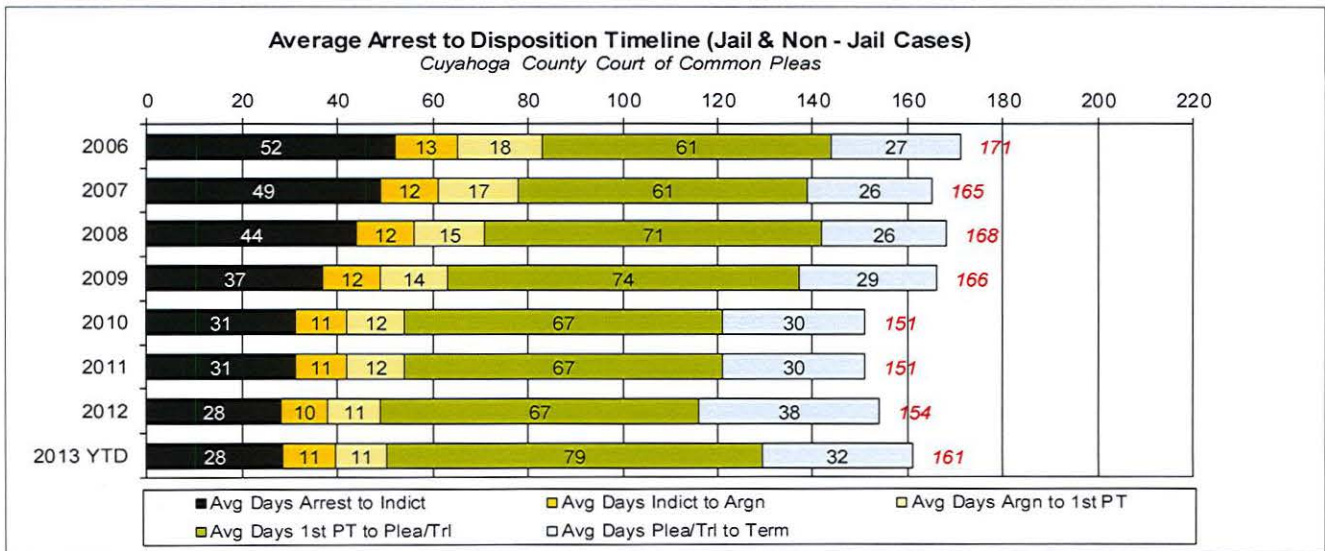
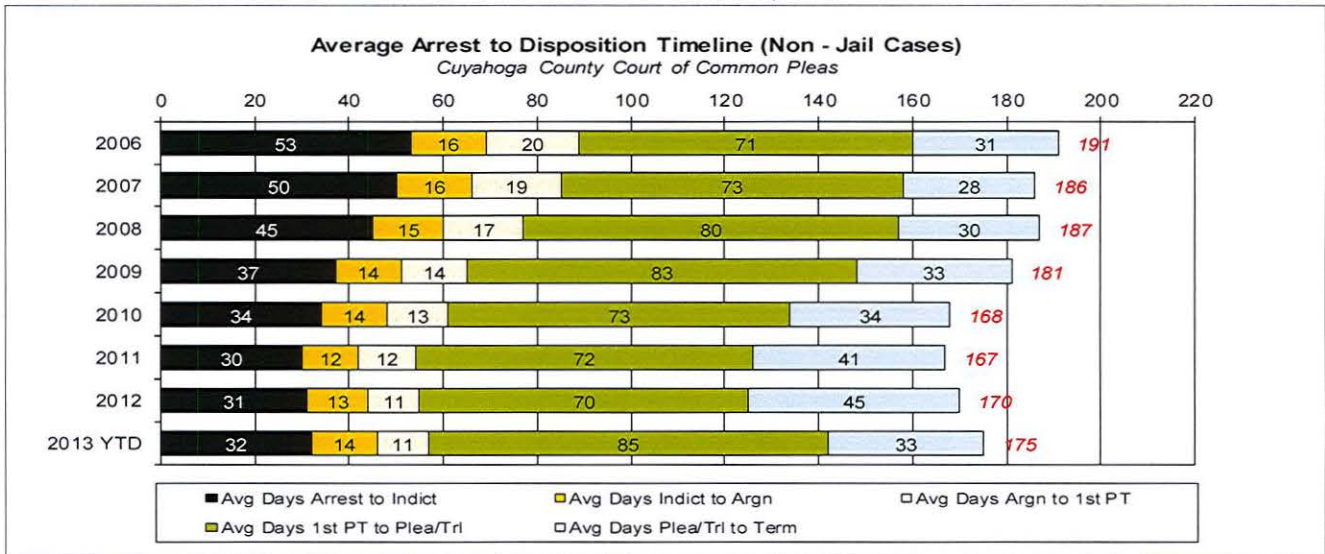
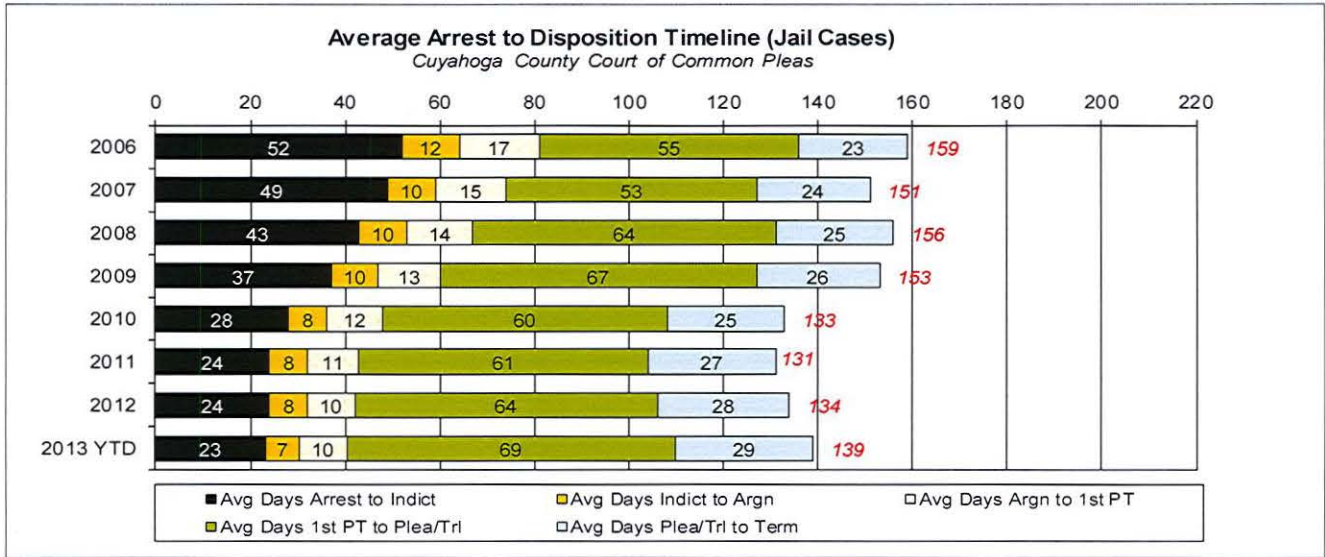
# CUYAHOGA COUNTY COMMON PLEAS COURT

## Average Arrest to Disposition Timeline (Jail and Non-Jail Cases)



# CUYAHOGA COUNTY COMMON PLEAS COURT

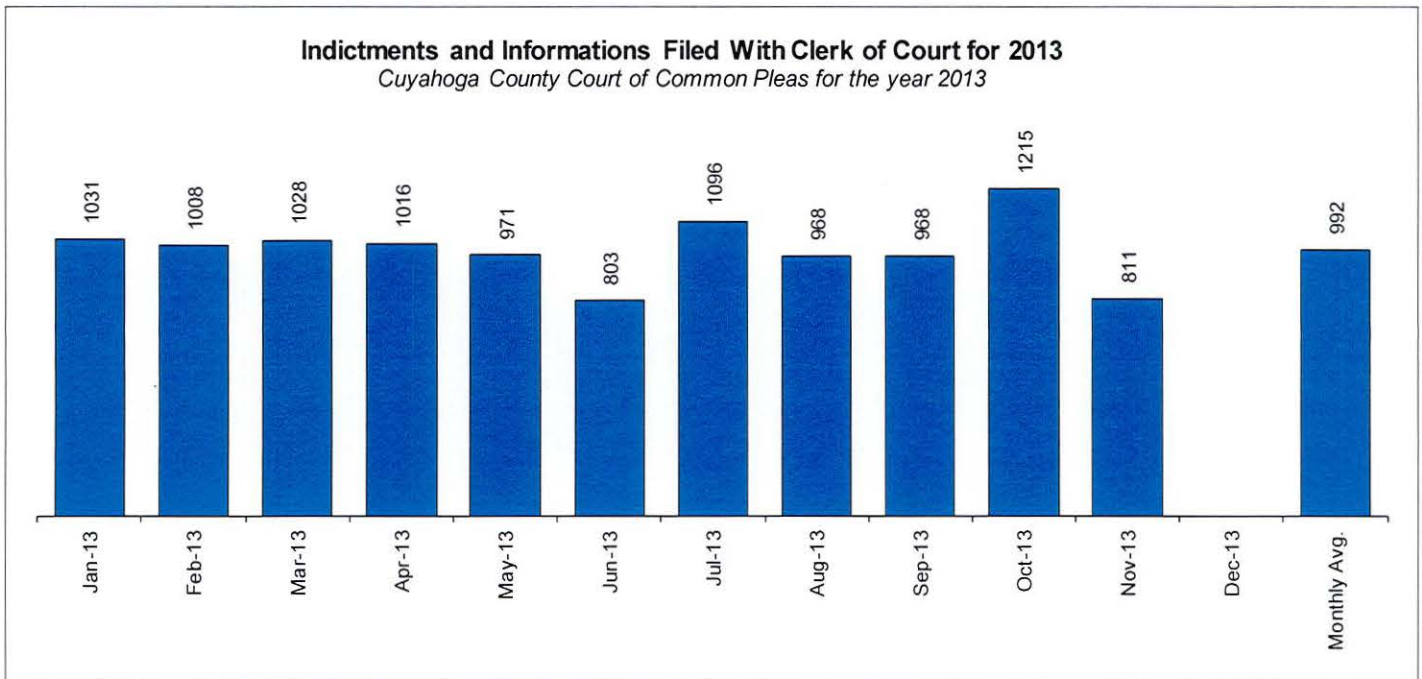
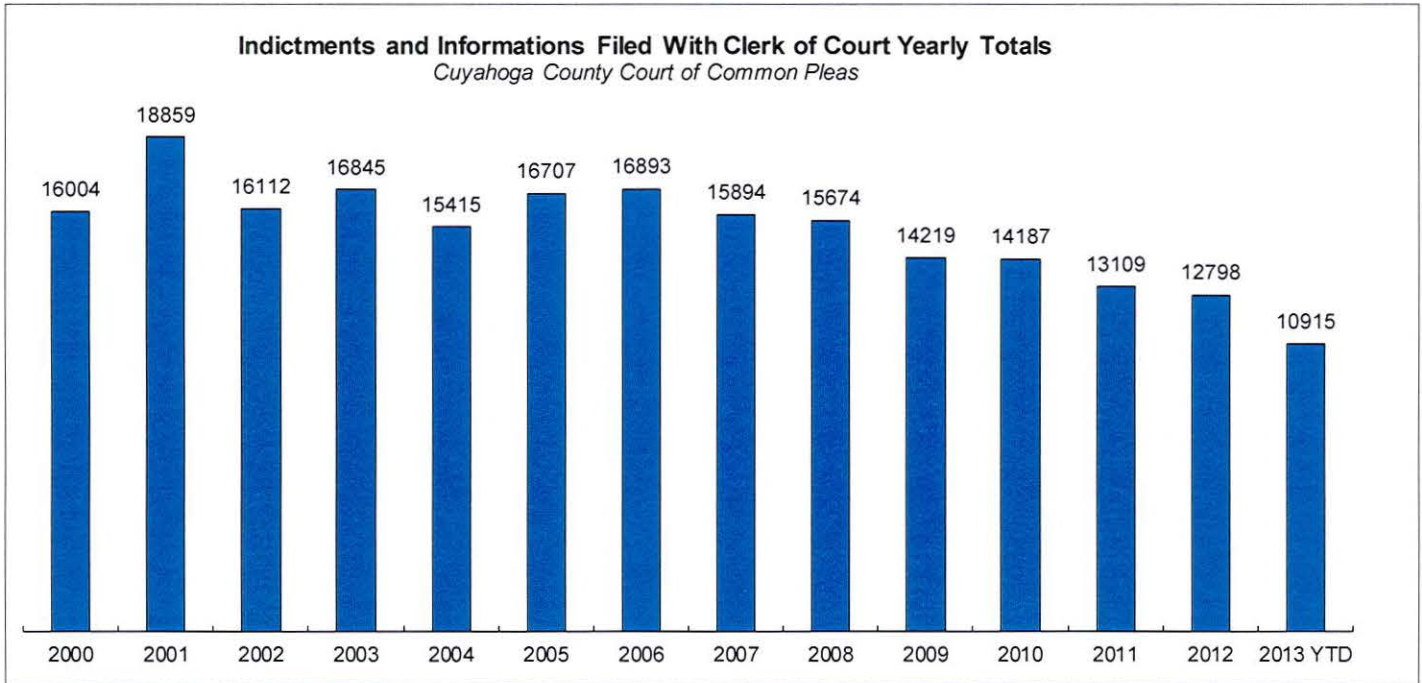
## Yearly Average Arrest to Disposition Timeline



# CUYAHOGA COUNTY COMMON PLEAS COURT

## Indictments and Informations Filed With the Clerk of Courts

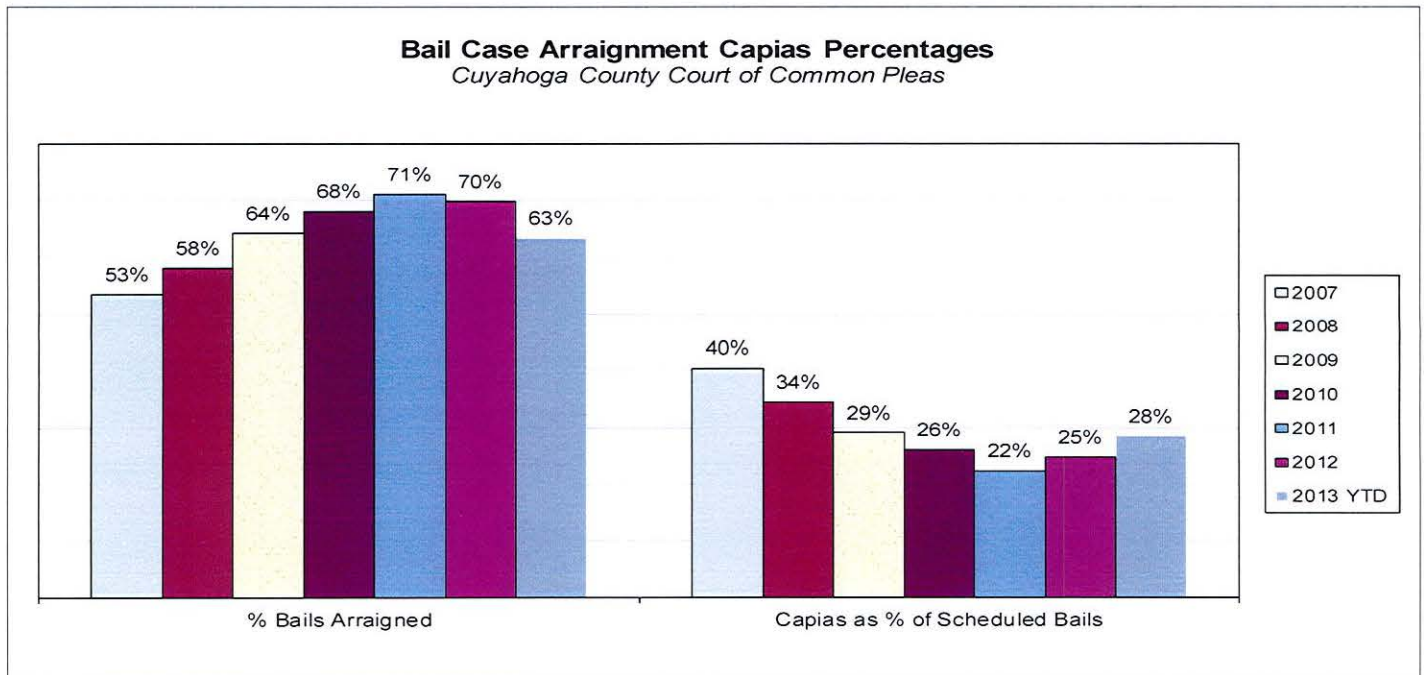
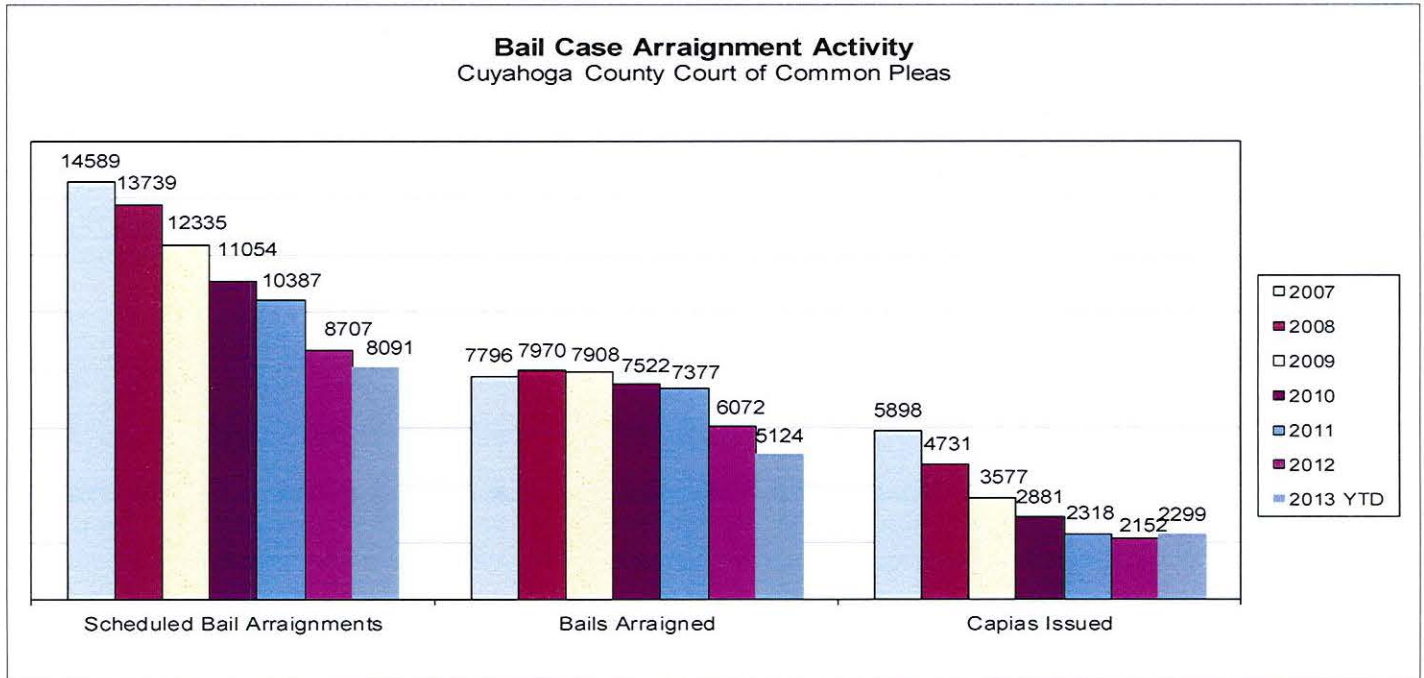
The following charts are reflective of Indictments and Informations filed with the Criminal Clerk of Courts from 2000. The source for this information was the Criminal Clerk's Office.



# CUYAHOGA COUNTY COMMON PLEAS COURT

## Bail Case Arraignment Activity

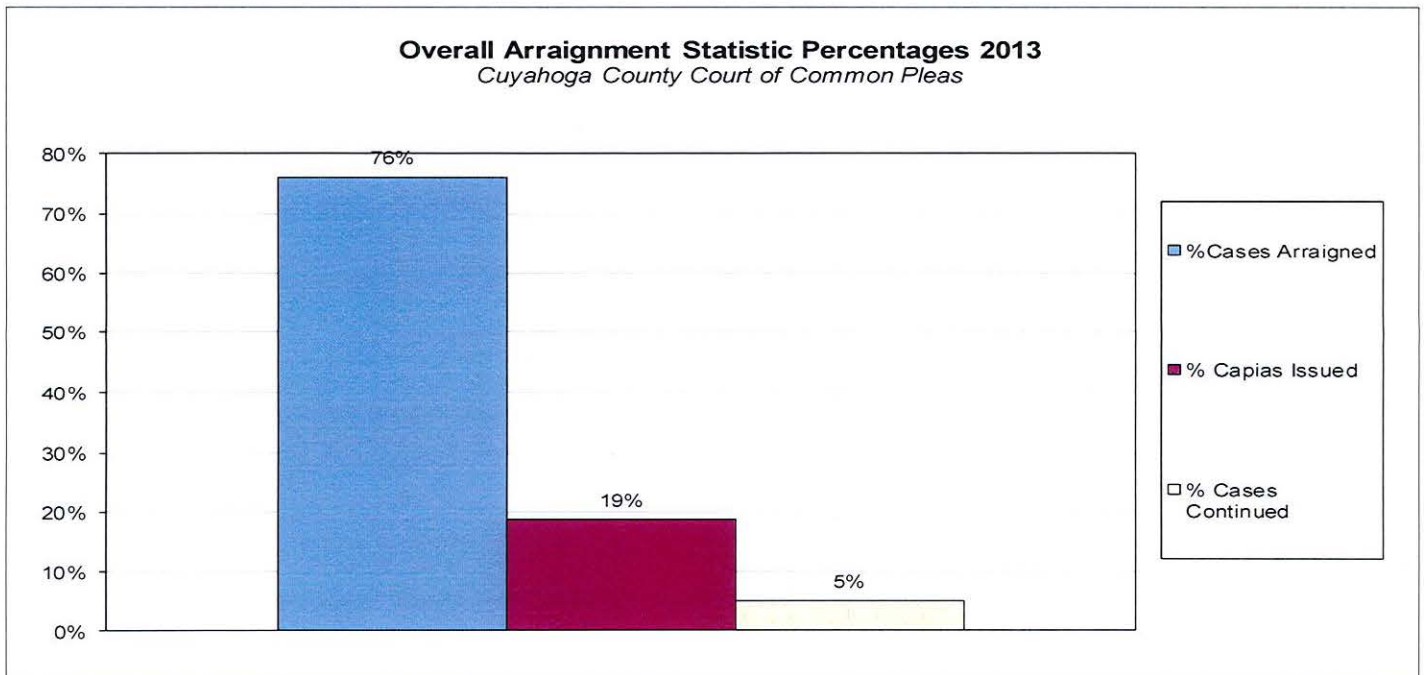
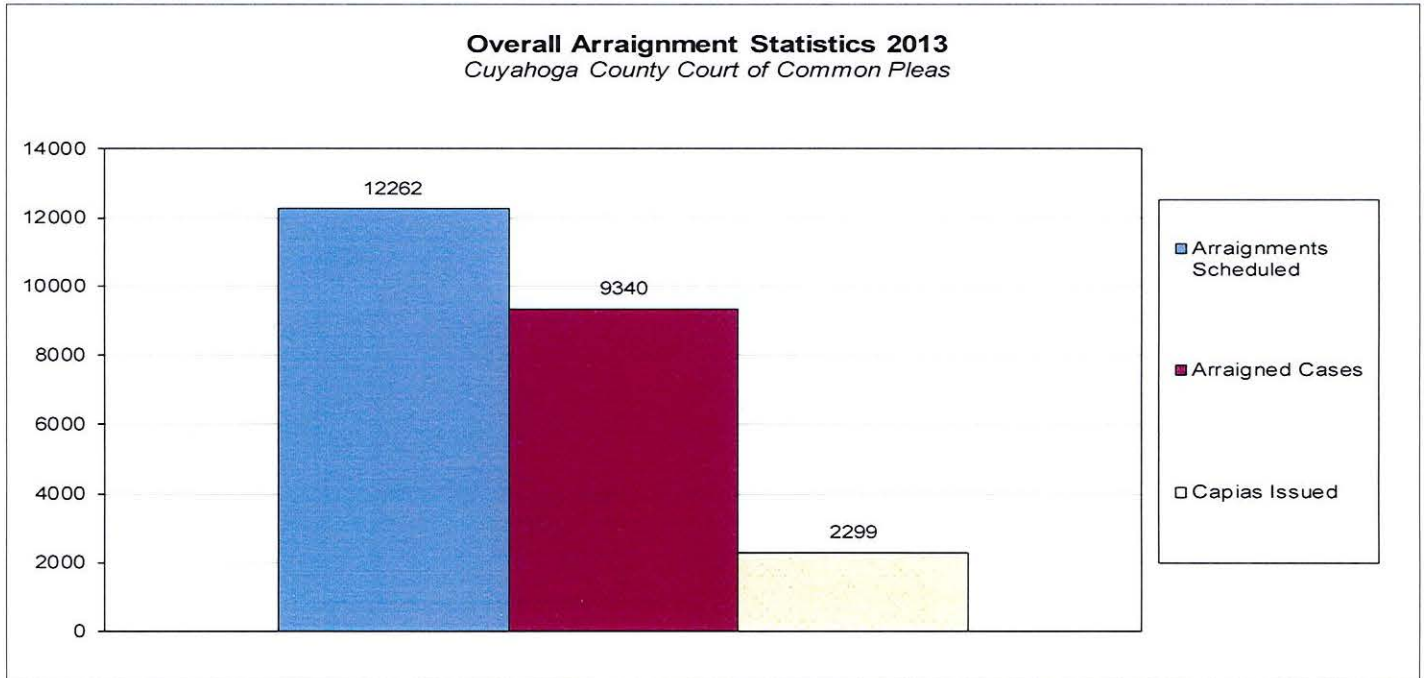
The following charts are reflective of arraignment activity where the defendant was not incarcerated at the time of arraignment. The source for this information was the Criminal Records Department.



# CUYAHOGA COUNTY COMMON PLEAS COURT

## Overall Arraignment Statistics

The arraignment statistics were provided by the Criminal Records Department. They are provided to give a representation of arraignment activity in the Court in 2013. These statistics include jail and non – jail arraignments.



# Judicial Foreclosure Statistics<sup>1</sup>

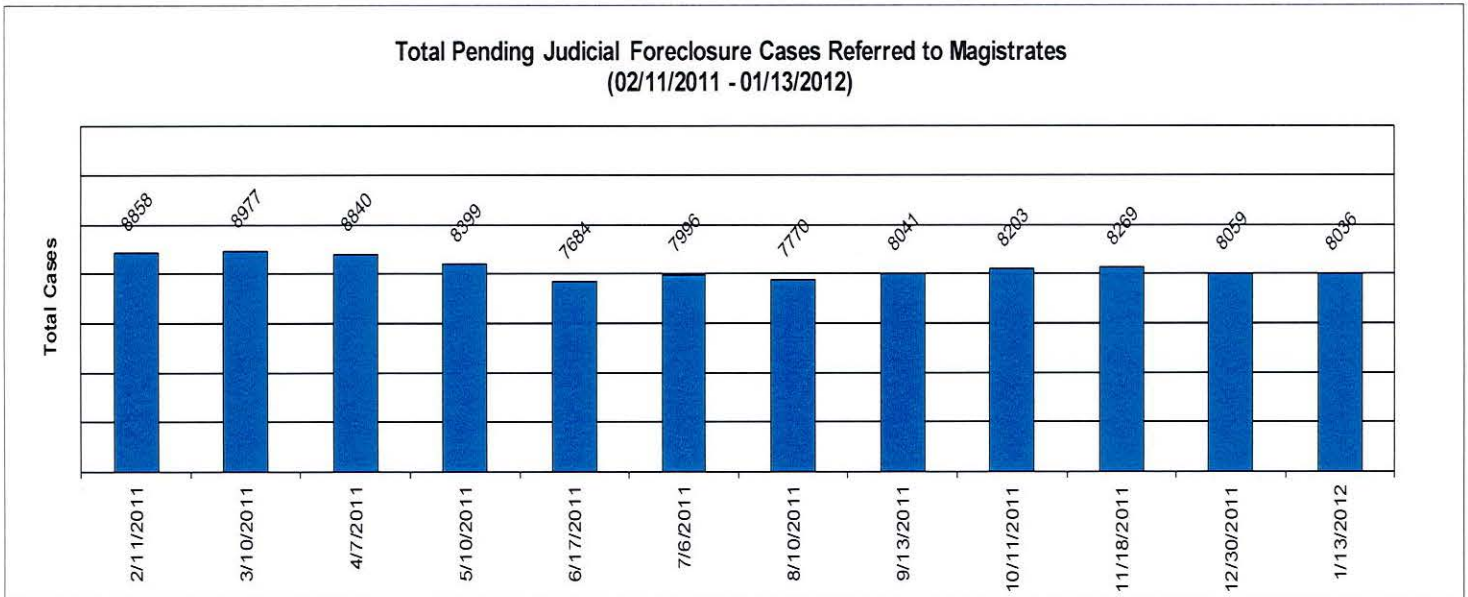
<sup>1</sup> For clarification purposes, Foreclosure cases in this report are identified as Judicial Foreclosure filings (filing codes 1460 (Foreclosure Marsh. Of Lien), 1465(Tax Lien), 1466 (Tax Certificate), 1470 (Quiet Title), and 1480 (Partition)). These cases are different from Board of Revision Foreclosures, which are not reported here.



# CUYAHOGA COUNTY COMMON PLEAS COURT

## **Total Pending Judicial Foreclosure Cases Referred to Magistrates (A)**

The following chart is a display of the total number of pending Judicial Foreclosure cases referred to the Magistrates on specific dates. The table below shows the number of these cases pending for each year since 1990.

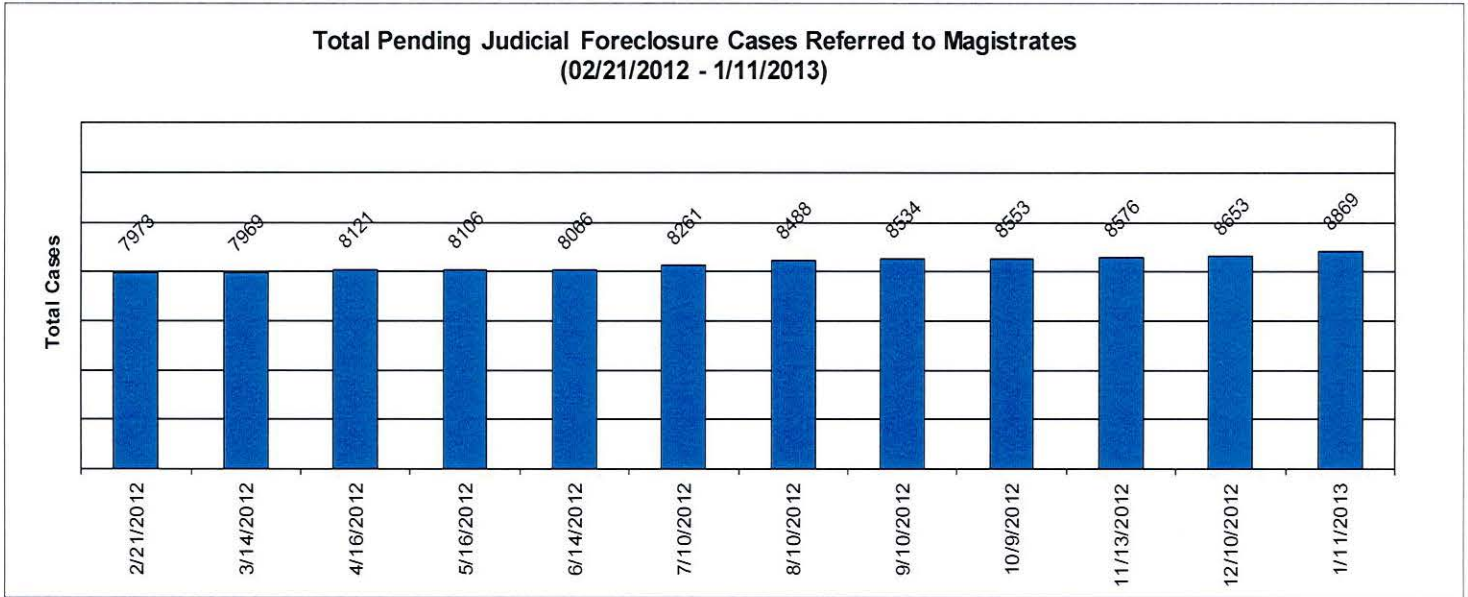


	As of:	2/11/2011	3/10/2011	4/7/2011	5/10/2011	6/17/2011	7/6/2011	8/10/2011	9/13/2011	10/11/2011	11/18/2011	12/30/2011	1/13/2012
<b>Year</b>													
1990		0	0	0	0	0	0	0	0	0	0	0	0
1991		0	0	0	0	0	0	0	0	0	0	0	0
1992		0	0	0	0	0	0	0	0	0	0	0	0
1993		0	0	0	0	0	0	0	0	0	0	0	0
1994		0	0	0	0	0	0	0	0	0	0	0	0
1995		0	0	0	0	0	0	0	0	0	0	0	0
1996		1	1	1	1	1	1	0	0	0	0	0	0
1997		0	0	0	0	0	0	0	0	0	0	0	0
1998		0	0	0	0	0	0	0	0	1	1	1	1
1999		0	0	0	0	0	0	0	0	0	0	0	0
2000		1	1	3	2	0	0	0	0	0	0	0	0
2001		0	0	0	0	0	0	0	0	0	0	0	0
2002		1	1	1	4	3	1	11	12	10	10	10	10
2003		4	2	2	2	2	2	2	2	2	2	2	2
2004		6	7	6	6	5	4	3	2	2	2	3	3
2005		9	7	7	6	4	4	5	3	2	2	1	1
2006		10	9	10	9	11	9	12	10	11	8	8	7
2007		29	27	26	24	22	22	20	18	20	20	17	17
2008		120	109	96	82	72	71	59	58	51	46	37	35
2009		1031	912	761	611	481	423	342	303	278	244	196	188
2010		6219	5572	4822	3979	3080	2733	2096	1720	1551	1225	951	896
2011		1427	2329	3105	3673	4003	4726	5220	5913	6275	6709	6833	6556
2012													320
<b>Total</b>		<b>8858</b>	<b>8977</b>	<b>8840</b>	<b>8399</b>	<b>7684</b>	<b>7996</b>	<b>7770</b>	<b>8041</b>	<b>8203</b>	<b>8269</b>	<b>8059</b>	<b>8036</b>

# CUYAHOGA COUNTY COMMON PLEAS COURT

## **Total Pending Judicial Foreclosure Cases Referred to Magistrates (B)**

The following chart is a display of the total number of pending Judicial Foreclosure cases referred to the Magistrates on specific dates. The table below shows the number of these cases pending from each year since 1990.

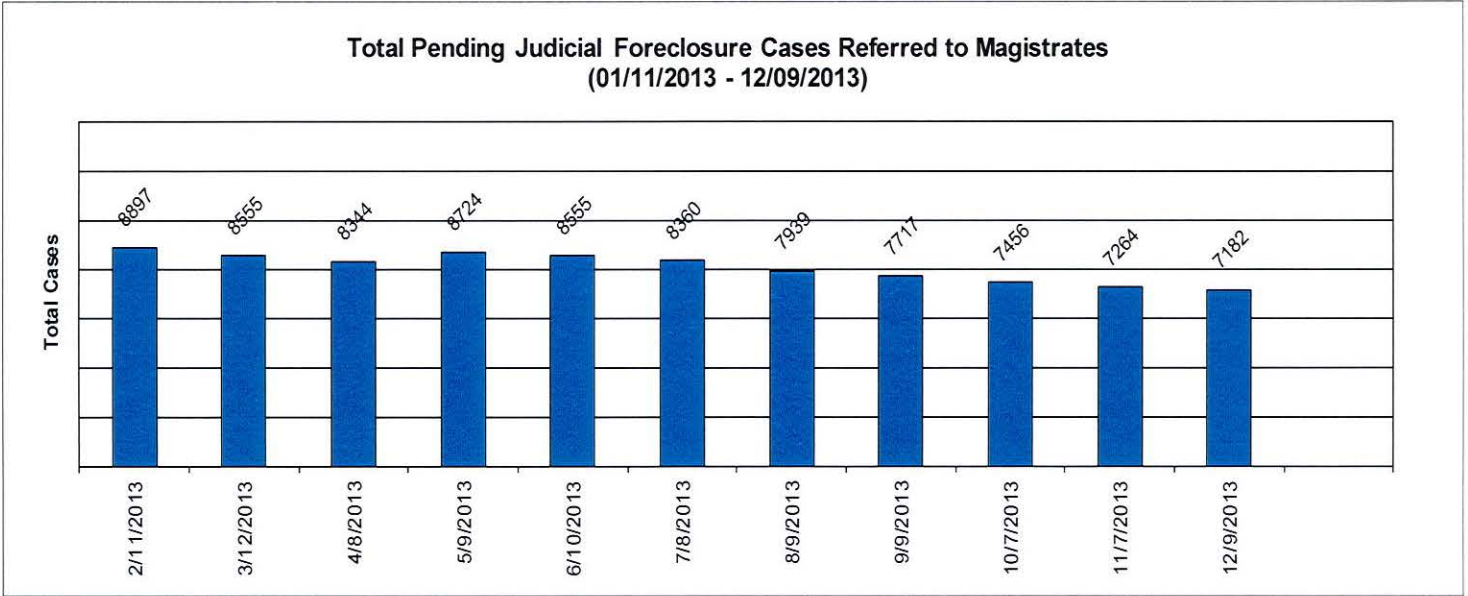


	As of:	2/21/2012	3/14/2012	4/16/2012	5/16/2012	6/14/2012	7/10/2012	8/10/2012	9/10/2012	10/9/2012	11/13/2012	12/10/2012	1/11/2013
<b>Year</b>													
1990		0	0	0	0	0	0	0	0	0	0	0	0
1991		0	0	0	0	0	0	0	0	0	0	0	0
1992		0	0	0	0	0	0	0	0	0	0	0	0
1993		0	0	0	0	0	0	0	0	0	0	0	0
1994		0	0	0	0	0	0	0	0	0	0	0	0
1995		0	0	0	0	0	0	0	0	0	0	0	0
1996		0	0	0	0	0	0	0	0	0	0	0	0
1997		0	0	0	0	0	0	0	0	0	0	0	0
1998		0	0	0	0	0	0	0	0	0	0	0	0
1999		0	0	0	0	0	0	0	0	0	0	0	0
2000		0	0	0	0	0	0	0	0	0	0	0	0
2001		0	0	0	0	0	0	0	0	0	1	1	0
2002		10	10	10	11	10	10	10	10	10	10	10	10
2003		2	2	2	2	2	2	2	2	2	2	2	2
2004		3	3	2	2	2	2	2	1	2	1	1	1
2005		0	0	0	0	1	2	2	2	2	2	2	2
2006		8	8	8	8	8	7	5	5	5	5	5	5
2007		16	17	18	34	32	36	34	31	31	29	29	27
2008		28	30	26	24	23	23	20	18	15	13	14	12
2009		165	155	154	140	129	126	120	122	114	105	101	94
2010		742	661	572	491	445	415	392	343	293	261	240	221
2011		5528	4981	4267	3615	3096	2728	2283	1916	1619	1384	1204	1041
2012		1471	2102	3062	3779	4318	4910	5618	6084	6460	6763	7044	7175
2013													279
<b>Total</b>		<b>7973</b>	<b>7969</b>	<b>8121</b>	<b>8106</b>	<b>8066</b>	<b>8261</b>	<b>8488</b>	<b>8534</b>	<b>8553</b>	<b>8576</b>	<b>8653</b>	<b>8869</b>

# CUYAHOGA COUNTY COMMON PLEAS COURT

## **Total Pending Judicial Foreclosure Cases Referred to Magistrates (C)**

The following chart is a display of the total number of pending Judicial Foreclosure cases referred to the Magistrates on specific dates. The table below shows the number of these cases pending from each year since 1990.




	As of:	2/11/2013	3/12/2013	4/8/2013	5/9/2013	6/10/2013	7/8/2013	8/9/2013	9/9/2013	10/7/2013	11/7/2013	12/9/2013
<b>Year</b>		0	0	0	0	0	0	0	0	0	0	
1990		0	0	0	0	0	0	0	0	0	0	
1991		0	0	0	0	0	0	0	0	0	0	
1992		0	0	0	0	0	0	0	0	0	0	
1993		0	0	0	0	0	0	0	0	0	0	
1994		0	0	0	0	0	0	0	0	0	0	
1995		0	0	0	0	0	0	0	0	0	0	
1996		0	0	0	0	0	0	0	0	0	0	
1997		0	0	0	0	0	0	0	0	0	0	
1998		0	0	0	0	0	0	0	0	0	0	
1999		0	0	0	0	0	0	0	0	0	0	
2000		0	0	0	0	0	0	0	0	0	0	
2001		0	0	0	0	0	0	0	1	0	1	1
2002		10	10	10	1	2	2	2	1	0	0	1
2003		2	2	2	2	2	2	2	2	3	3	2
2004		1	1	1	1	1	1	1	1	1	1	0
2005		3	3	2	2	2	2	2	2	1	1	1
2006		7	7	6	8	4	4	3	3	3	3	3
2007		27	28	29	29	27	8	9	9	8	8	8
2008		13	13	12	12	14	11	11	9	11	16	18
2009		93	79	75	66	62	58	55	39	29	28	40
2010		205	175	146	134	126	116	99	88	80	74	71
2011		949	810	713	600	505	456	388	345	303	271	243
2012		6684	5850	5226	4467	3807	3362	2824	2494	2128	1783	1526
2013		903	1577	2122	3402	4003	4338	4543	4723	4889	5075	5268
<b>Total</b>		<b>8897</b>	<b>8555</b>	<b>8344</b>	<b>8724</b>	<b>8555</b>	<b>8360</b>	<b>7939</b>	<b>7717</b>	<b>7456</b>	<b>7264</b>	<b>7182</b>

# CUYAHOGA COUNTY COMMON PLEAS COURT

## **Total Pending Tax Lien & Certificate Cases Referred to Magistrates (A)**

The following chart is a display of the number of pending tax Judicial Foreclosure cases referred to the Magistrates on specific dates. The table below shows the number of pending tax Judicial Foreclosure cases in each year since 1990.

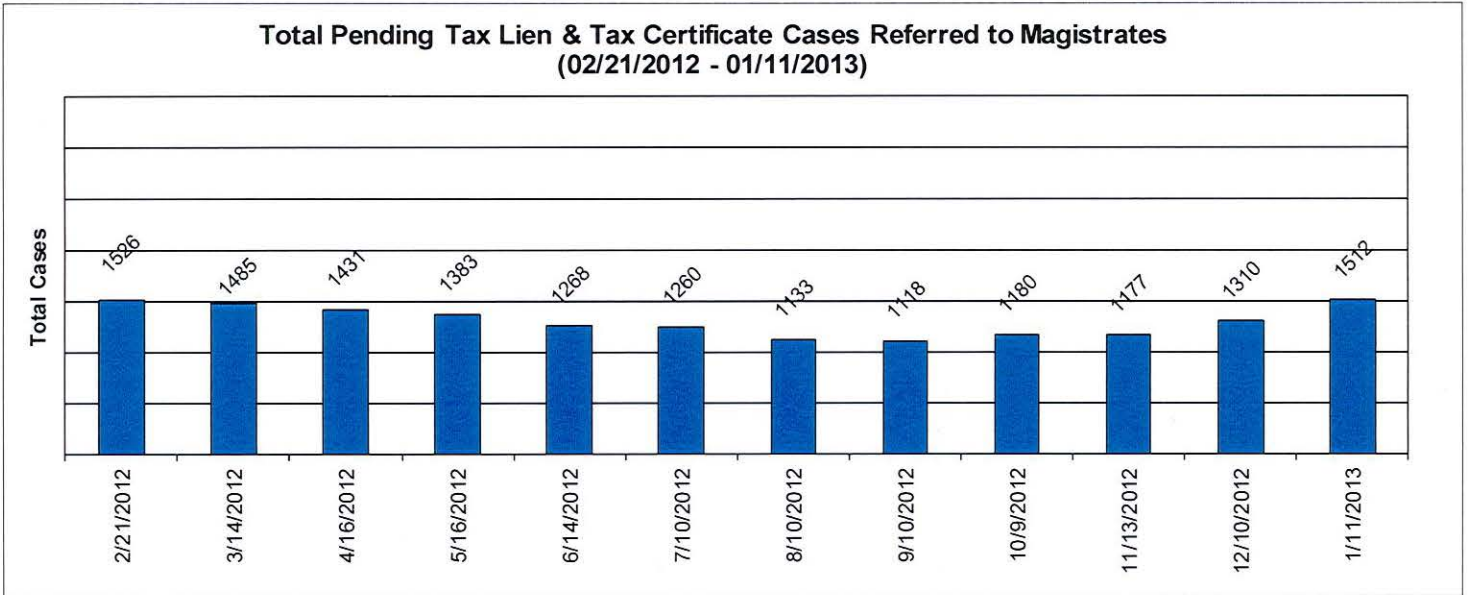


	As of:	2/11/2011	3/10/2011	4/7/2011	5/10/2011	6/17/2011	7/7/2011	8/10/2011	9/13/2011	10/11/2011	11/18/2011	12/30/2011	1/13/2012
<b>Year</b>													
1990		0	0	0	0	0	0	0	0	0	0	0	0
1991		0	0	0	0	0	0	0	0	0	0	0	0
1992		0	0	0	0	0	0	0	0	0	0	0	0
1993		0	0	0	0	0	0	0	0	0	0	0	0
1994		0	0	0	0	0	0	0	0	0	0	0	0
1995		0	0	0	0	0	0	0	0	0	0	0	0
1996		0	0	0	0	0	0	0	0	0	0	0	0
1997		0	0	0	0	0	0	0	0	0	0	0	0
1998		0	0	0	0	0	0	0	0	1	1	1	1
1999		0	0	0	0	0	0	0	0	0	0	0	0
2000		0	0	0	0	0	0	0	0	0	0	0	0
2001		0	0	0	0	0	0	0	0	0	0	0	0
2002		0	0	0	0	1	0	0	1	0	0	0	0
2003		0	0	0	0	0	0	0	0	0	0	0	0
2004		3	4	3	3	3	3	2	1	1	1	1	1
2005		4	4	4	4	3	4	3	2	1	0	0	0
2006		3	3	2	2	2	2	3	3	3	2	2	1
2007		5	5	6	6	6	5	5	4	5	5	3	4
2008		35	31	30	26	20	19	15	14	14	10	10	10
2009		507	441	364	294	208	181	144	129	121	113	97	95
2010		1297	1193	1040	874	668	592	425	351	315	261	211	197
2011		403	764	818	898	973	984	1004	1209	1224	1245	1223	1206
2012													91
<b>Total</b>		<b>2257</b>	<b>2445</b>	<b>2267</b>	<b>1209</b>	<b>1884</b>	<b>1790</b>	<b>1601</b>	<b>1714</b>	<b>1685</b>	<b>1638</b>	<b>1548</b>	<b>1606</b>

# CUYAHOGA COUNTY COMMON PLEAS COURT

## **Total Pending Tax Lien & Certificate Cases Referred to Magistrates (B)**

The following chart is a display of the number of pending tax Judicial Foreclosure cases referred to the Magistrates on specific dates. The table below shows the number of pending tax Judicial Foreclosure cases in each year since 1990.




	As of:	2/21/2012	3/14/2012	4/16/2012	5/16/2012	6/14/2012	7/10/2012	8/10/2012	9/10/2012	10/9/2012	11/13/2012	12/10/2012	1/11/2013
<b>Year</b>													
1990		0	0	0	0	0	0	0	0	0	0	0	0
1991		0	0	0	0	0	0	0	0	0	0	0	0
1992		0	0	0	0	0	0	0	0	0	0	0	0
1993		0	0	0	0	0	0	0	0	0	0	0	0
1994		0	0	0	0	0	0	0	0	0	0	0	0
1995		0	0	0	0	0	0	0	0	0	0	0	0
1996		0	0	0	0	0	0	0	0	0	0	0	0
1997		0	0	0	0	0	0	0	0	0	0	0	0
1998		0	0	0	0	0	0	0	0	0	0	0	0
1999		0	0	0	0	0	0	0	0	0	0	0	0
2000		0	0	0	0	0	0	0	0	0	0	0	0
2001		0	0	0	0	0	0	0	0	0	0	0	0
2002		0	0	0	1	0	0	0	0	0	0	0	0
2003		0	0	0	0	0	0	0	0	0	0	0	0
2004		0	1	1	2	2	2	2	1	2	1	1	1
2005		1	0	0	0	0	0	0	0	0	0	0	0
2006		1	1	1	1	2	1	0	0	0	0	0	0
2007		5	5	5	4	4	5	5	4	3	3	3	3
2008		5	5	8	5	5	5	4	4	3	2	2	2
2009		80	79	78	77	69	67	63	55	53	48	46	36
2010		157	141	138	127	113	111	103	93	87	75	75	73
2011		957	888	785	693	576	529	444	401	367	338	318	280
2012		320	365	415	473	497	540	512	560	665	710	865	997
2013													120
<b>Total</b>		<b>1526</b>	<b>1485</b>	<b>1431</b>	<b>1383</b>	<b>1268</b>	<b>1260</b>	<b>1133</b>	<b>1118</b>	<b>1180</b>	<b>1177</b>	<b>1310</b>	<b>1512</b>

# CUYAHOGA COUNTY COMMON PLEAS COURT

## Total Pending Tax Lien & Certificate Cases Referred to Magistrates (C)

The following chart is a display of the number of pending tax Judicial Foreclosure cases referred to the Magistrates on specific dates. The table below shows the number of pending tax Judicial Foreclosure cases in each year since 1990.

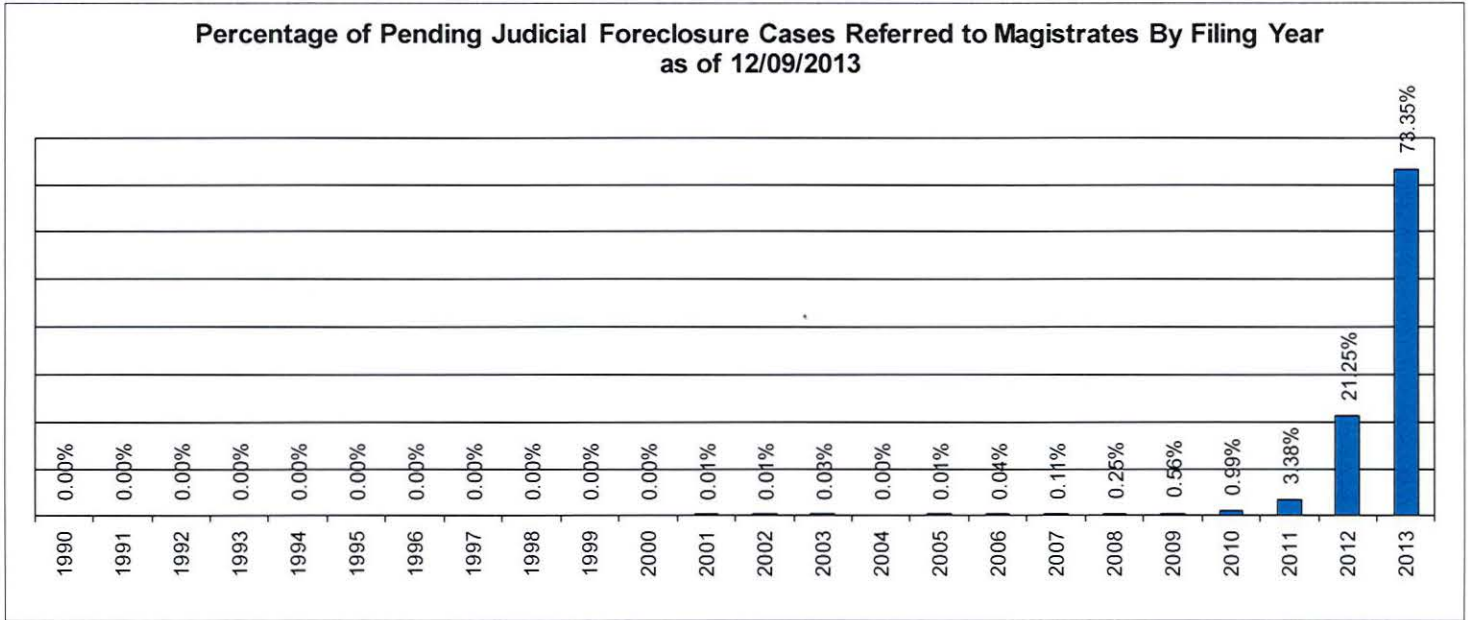


	As of:	2/11/2013	3/12/2013	4/8/2013	5/9/2013	6/10/2013	7/8/2013	8/9/2013	9/9/2013	10/7/2013	11/7/2013	12/9/2013
<b>Year</b>		0	0	0	0	0	0	0	0	0	0	0
1990		0	0	0	0	0	0	0	0	0	0	0
1991		0	0	0	0	0	0	0	0	0	0	0
1992		0	0	0	0	0	0	0	0	0	0	0
1993		0	0	0	0	0	0	0	0	0	0	0
1994		0	0	0	0	0	0	0	0	0	0	0
1995		0	0	0	0	0	0	0	0	0	0	0
1996		0	0	0	0	0	0	0	0	0	0	0
1997		0	0	0	0	0	0	0	0	0	0	0
1998		0	0	0	0	0	0	0	0	0	0	0
1999		0	0	0	0	0	0	0	0	0	0	0
2000		0	0	0	0	0	0	0	0	0	0	0
2001		0	0	0	0	0	0	0	0	0	1	1
2002		0	0	0	0	0	0	0	1	0	0	0
2003		0	0	0	0	0	0	0	0	1	1	0
2004		1	1	1	1	1	1	1	1	1	1	0
2005		1	1	0	0	0	0	0	0	0	0	0
2006		0	0	1	3	1	1	1	6	1	1	1
2007		4	4	4	4	4	4	5	5	5	4	4
2008		3	2	1	1	1	1	1	2	4	6	6
2009		36	28	25	23	22	17	17	20	15	9	15
2010		69	58	46	41	40	36	32	34	33	10	34
2011		272	243	213	187	163	145	132	126	117	117	112
2012		1109	1029	982	924	869	795	709	682	608	532	468
2013		114	161	192	895	1062	1063	1052	1106	1158	1250	1334
<b>Total</b>		<b>1609</b>	<b>1527</b>	<b>1273</b>	<b>2079</b>	<b>2163</b>	<b>2063</b>	<b>1950</b>	<b>1983</b>	<b>1943</b>	<b>1932</b>	<b>1975</b>

# CUYAHOGA COUNTY COMMON PLEAS COURT

## Percentage of Pending Judicial Foreclosure Cases By Filing Year

The following chart is a representation of the total number of pending Judicial Foreclosure cases by filing year expressed as a percentage on a specific date. The table below is the supporting data for this chart.

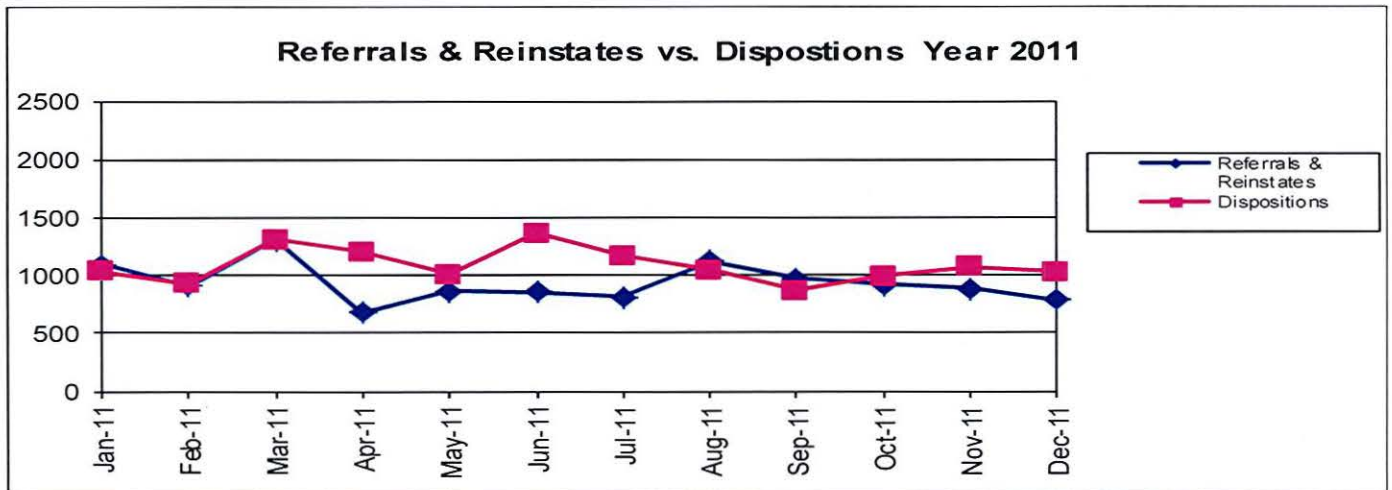
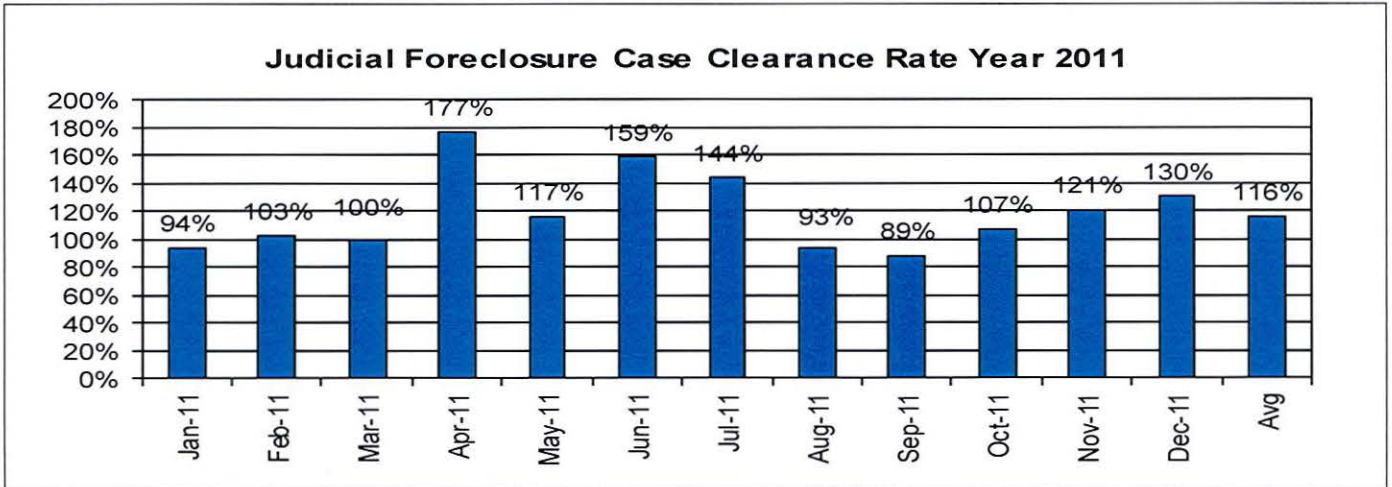


Year	As of:	
	12/9/2013	% of Total
1990	0	0.00%
1991	0	0.00%
1992	0	0.00%
1993	0	0.00%
1994	0	0.00%
1995	0	0.00%
1996	0	0.00%
1997	0	0.00%
1998	0	0.00%
1999	0	0.00%
2000	0	0.00%
2001	1	0.01%
2002	1	0.01%
2003	2	0.03%
2004	0	0.00%
2005	1	0.01%
2006	3	0.04%
2007	8	0.11%
2008	18	0.25%
2009	40	0.56%
2010	71	0.99%
2011	243	3.38%
2012	1526	21.25%
2013	5268	73.35%
<b>Total</b>	<b>7182</b>	<b>100.00%</b>

# CUYAHOGA COUNTY COMMON PLEAS COURT

## Judicial Foreclosure Clearance Rate Year 2011

The Clearance Rate is the number of outgoing cases as a percentage of the number of incoming cases. Clearance rate measures whether the court is keeping up with its incoming caseload. If cases are not disposed in a timely manner, a backlog of cases awaiting disposition will grow. A Clearance Rate of 100% indicates that at least as many cases as have been filed, reopened, or reactivated in a period have been disposed.



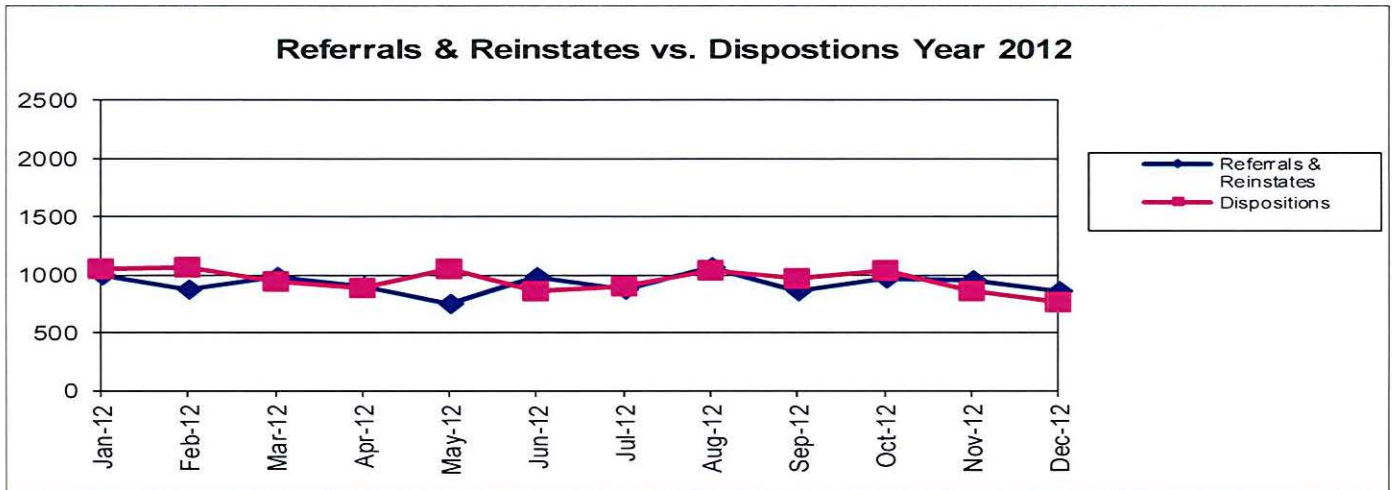
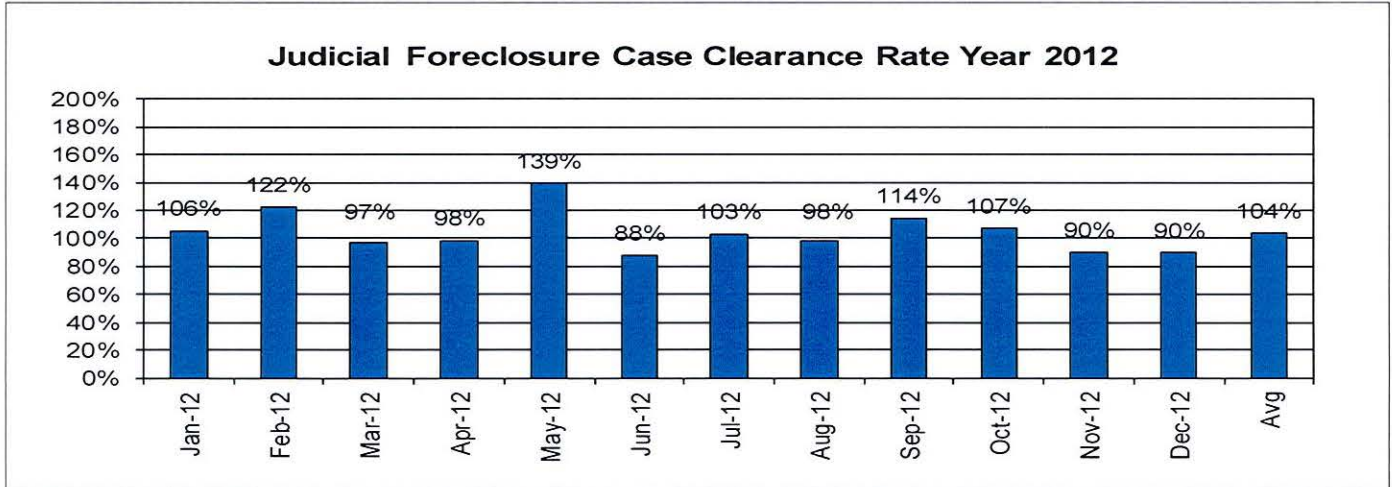
	Referrals & Reinstates	Dispositions	Clearance Rate
Jan-11	1099	1037	94%
Feb-11	906	930	103%
Mar-11	1309	1304	100%
Apr-11	677	1199	177%
May-11	866	1009	117%
Jun-11	856	1360	159%
Jul-11	814	1170	144%
Aug-11	1122	1046	93%
Sep-11	972	862	89%
Oct-11	919	986	107%
Nov-11	884	1071	121%
Dec-11	787	1027	130%
Avg	934	1083	116%
Total	11211	13001	



# CUYAHOGA COUNTY COMMON PLEAS COURT

## Judicial Foreclosure Clearance Rate Year 2012

The Clearance Rate is the number of outgoing cases as a percentage of the number of incoming cases. Clearance rate measures whether the court is keeping up with its incoming caseload. If cases are not disposed in a timely manner, a backlog of cases awaiting disposition will grow. A Clearance Rate of 100% indicates that at least as many cases as have been filed, reopened, or reactivated in a period have been disposed.

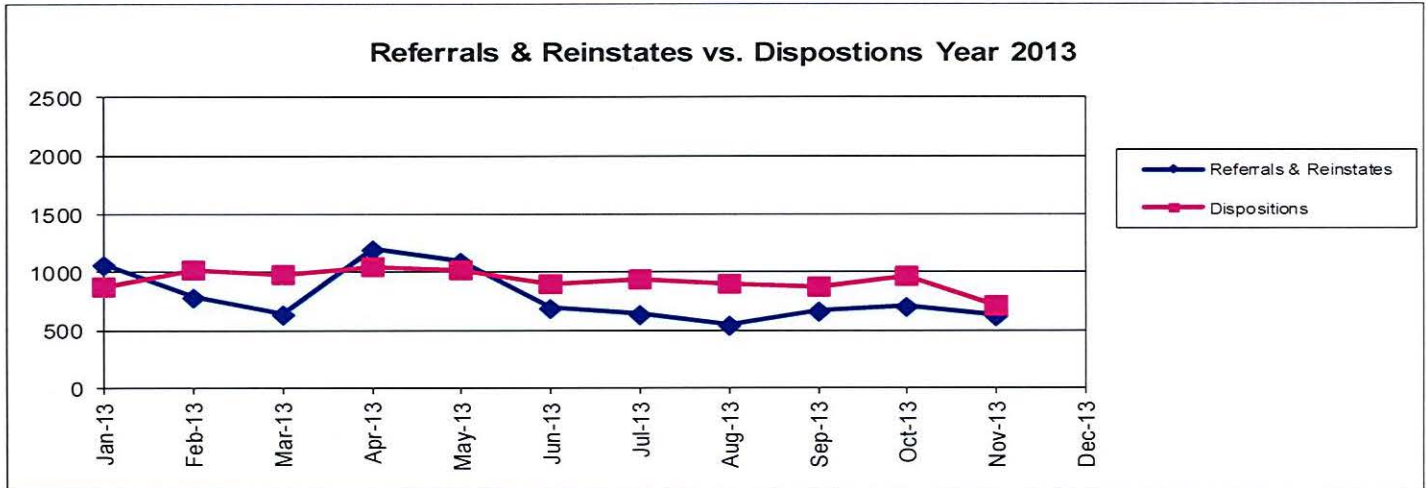
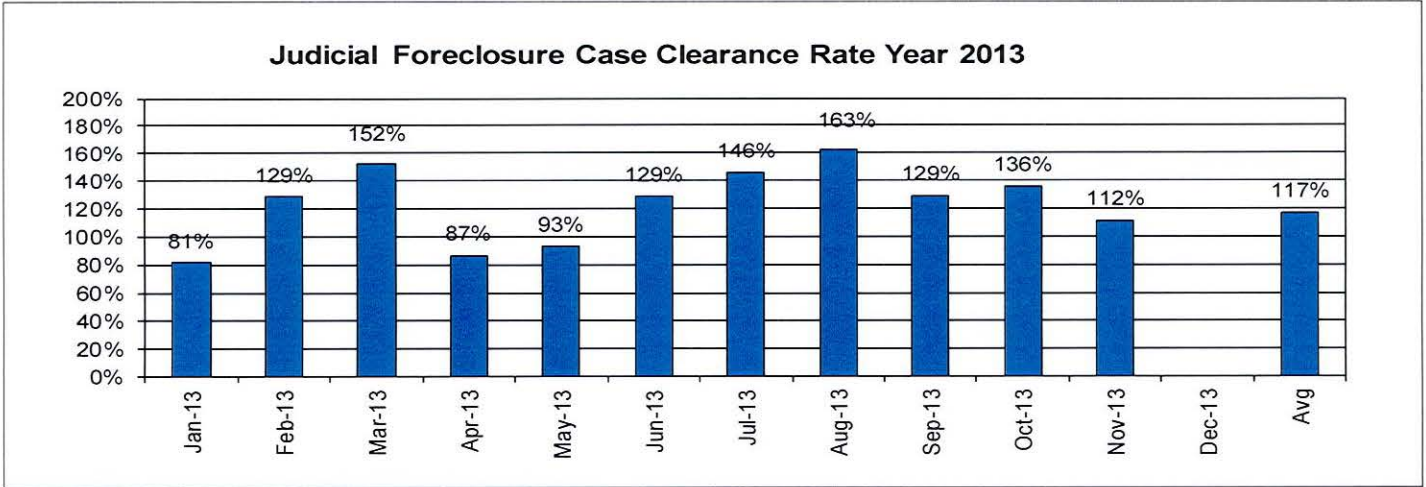


	Referrals & Reinstates	Dispositions	Clearance Rate
Jan-12	995	1051	106%
Feb-12	874	1068	122%
Mar-12	974	944	97%
Apr-12	894	880	98%
May-12	750	1044	139%
Jun-12	982	863	88%
Jul-12	869	896	103%
Aug-12	1058	1034	98%
Sep-12	851	972	114%
Oct-12	961	1028	107%
Nov-12	948	854	90%
Dec-12	854	766	90%
Avg	918	950	104%
Total	11010	11400	

# CUYAHOGA COUNTY COMMON PLEAS COURT

## Judicial Foreclosure Clearance Rate Year 2013

The Clearance Rate is the number of outgoing cases as a percentage of the number of incoming cases. Clearance rate measures whether the court is keeping up with its incoming caseload. If cases are not disposed in a timely manner, a backlog of cases awaiting disposition will grow. A Clearance Rate of 100% indicates that at least as many cases as have been filed, reopened, or reactivated in a period have been disposed.

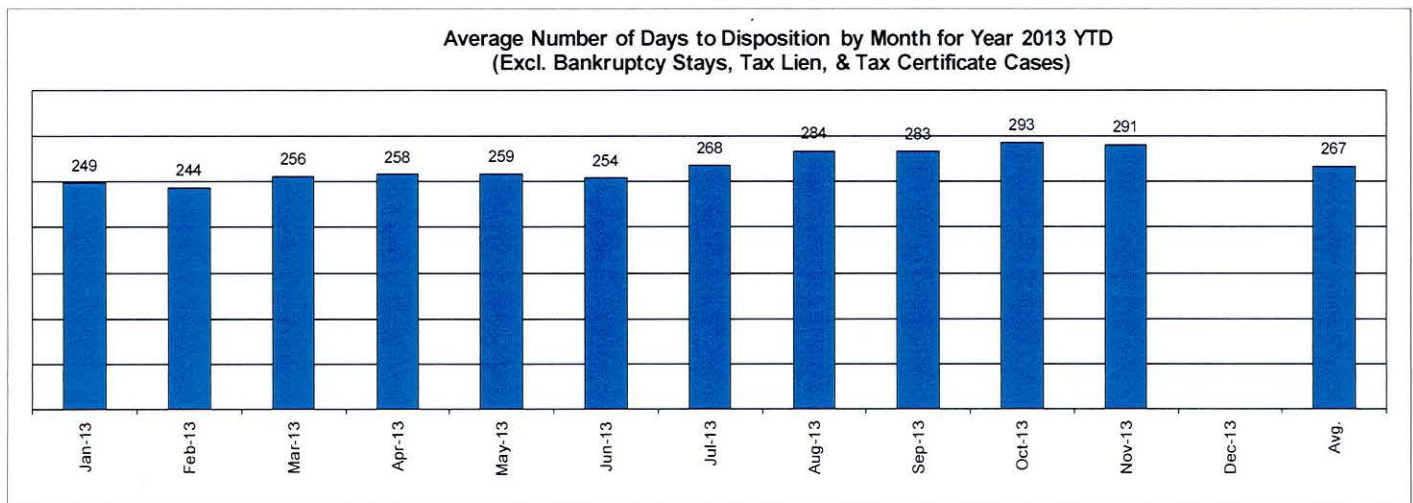
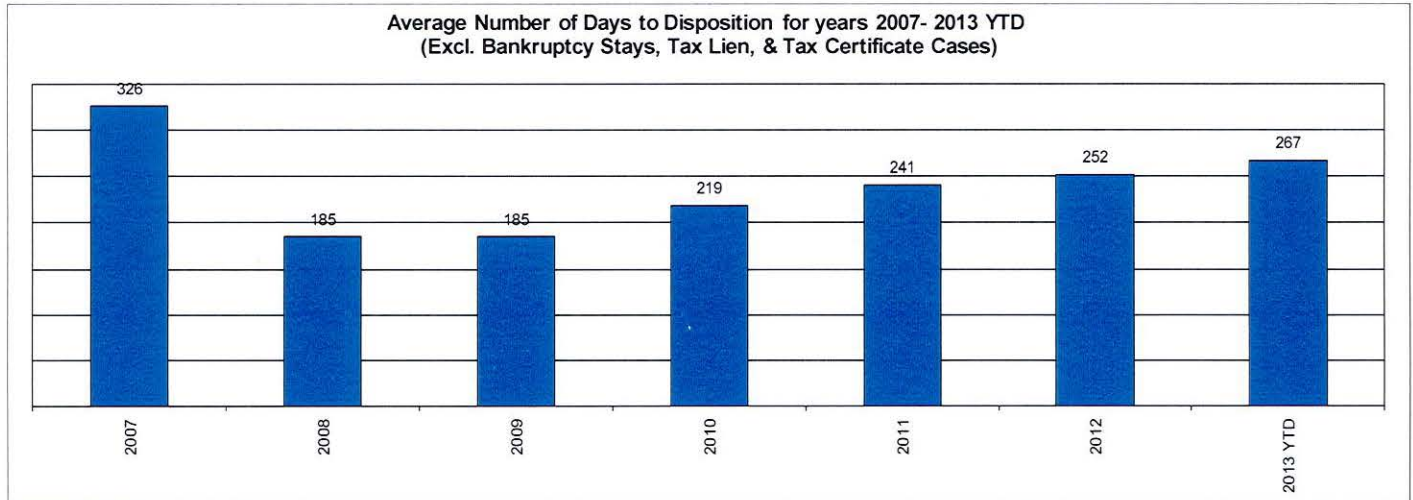


	Referrals & Reinstates	Dispositions	Clearance Rate
Jan-13	1069	870	81%
Feb-13	788	1013	129%
Mar-13	643	980	152%
Apr-13	1211	1052	87%
May-13	1102	1025	93%
Jun-13	696	895	129%
Jul-13	644	940	146%
Aug-13	550	896	163%
Sep-13	670	866	129%
Oct-13	713	969	136%
Nov-13	632	705	112%
Dec-13			
Avg	793	928	117%
Total	8718	10211	

# CUYAHOGA COUNTY COMMON PLEAS COURT

## Avg. Number of Days to Disp. (Excl. Bank. Stays & Tax Lien & Tax Cert.)

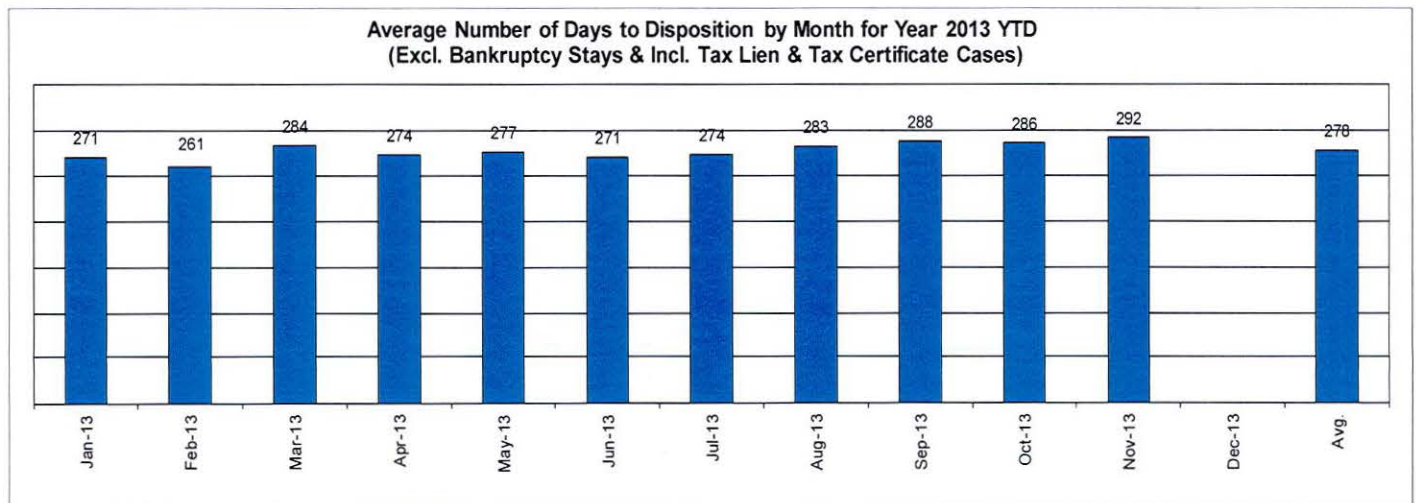
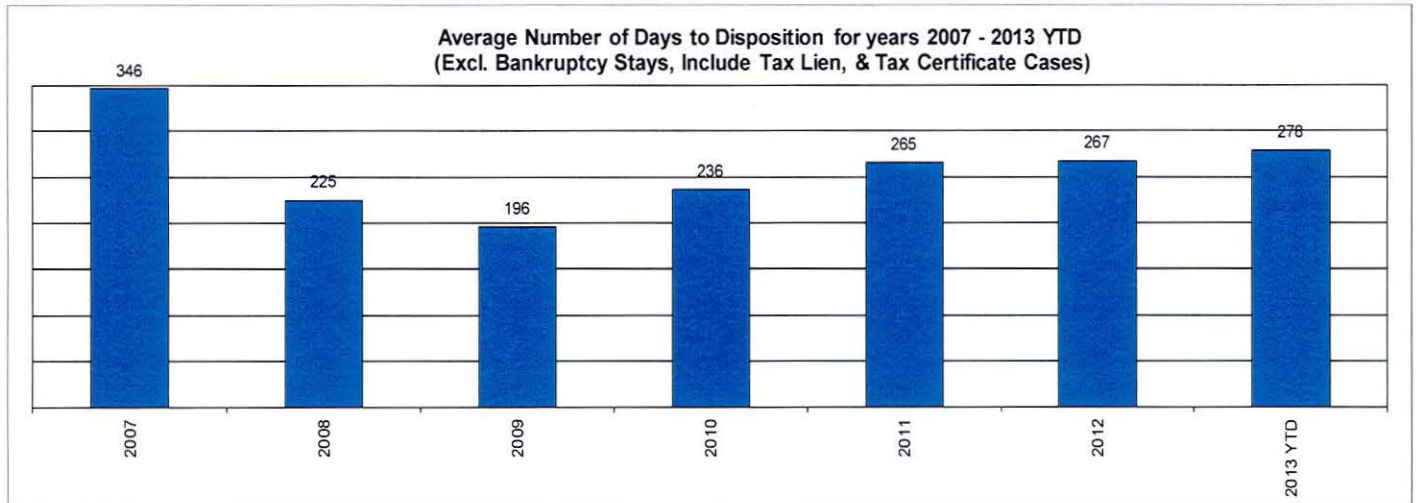
The average number of days to disposition is the number of days from filing to a final disposition entry being filed with the Clerk of Court. The data sample is based on all judicial foreclosure cases terminated by decree or dismissal (cases terminated by bankruptcy are not included) in a month. Each case is examined to determine the number of days between filing and termination with the periods that a case may have been in bankruptcy subtracted. Adding the total days of all of the cases minus bankruptcy periods and dividing by the total number of cases calculates the average. In the following chart, tax judicial foreclosure cases are excluded.



# CUYAHOGA COUNTY COMMON PLEAS COURT

## Avg. Number of Days to Disp. (Excl. Bank. Stays & Incl. Tax Lien & Tax Cert.)

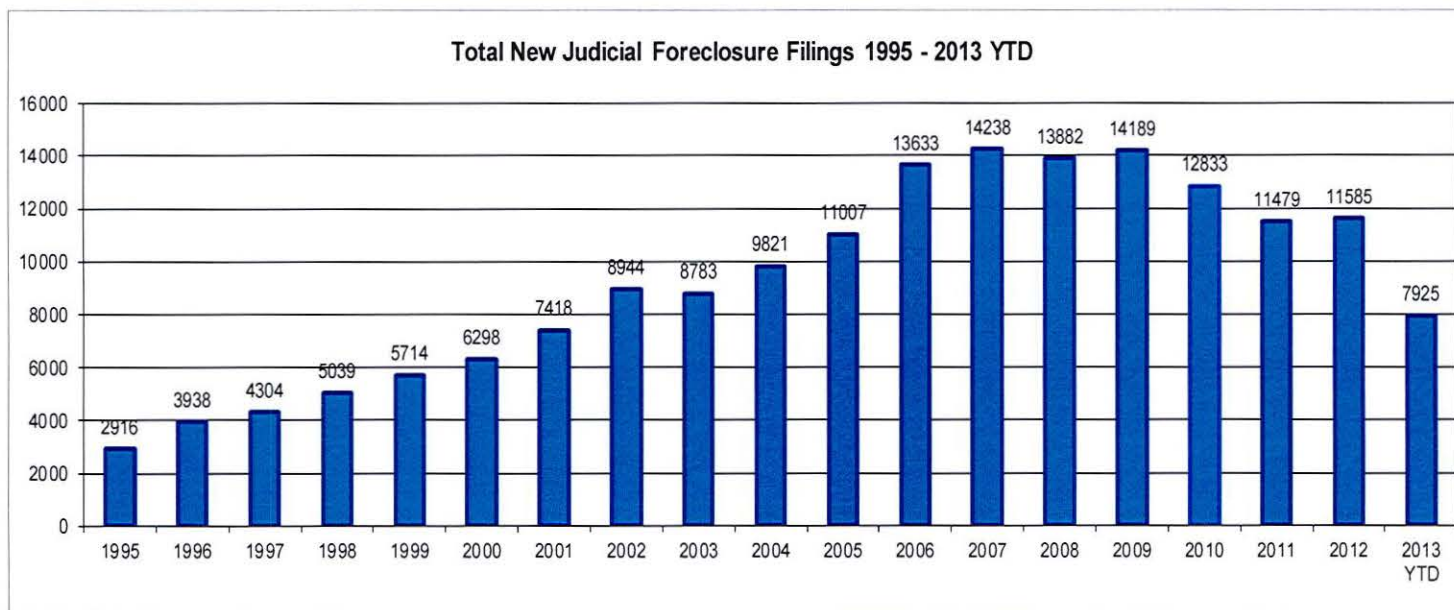
The average number of days to disposition is the number of days from filing to a final disposition entry being filed with the Clerk of Court. The data sample is based on all Judicial Foreclosure cases terminated by decree or dismissal (cases terminated by bankruptcy are not included) in a month. Each case is examined to determine the number of days between filing and termination with the periods that a case may have been in bankruptcy subtracted. Adding the total days of all of the cases minus bankruptcy periods and dividing by the total number of cases calculates the average. In the following chart, all types of Judicial Foreclosure cases are included.



## Total New Judicial Foreclosure Filings

The following charts are provided as a historical view of new judicial foreclosure filings.

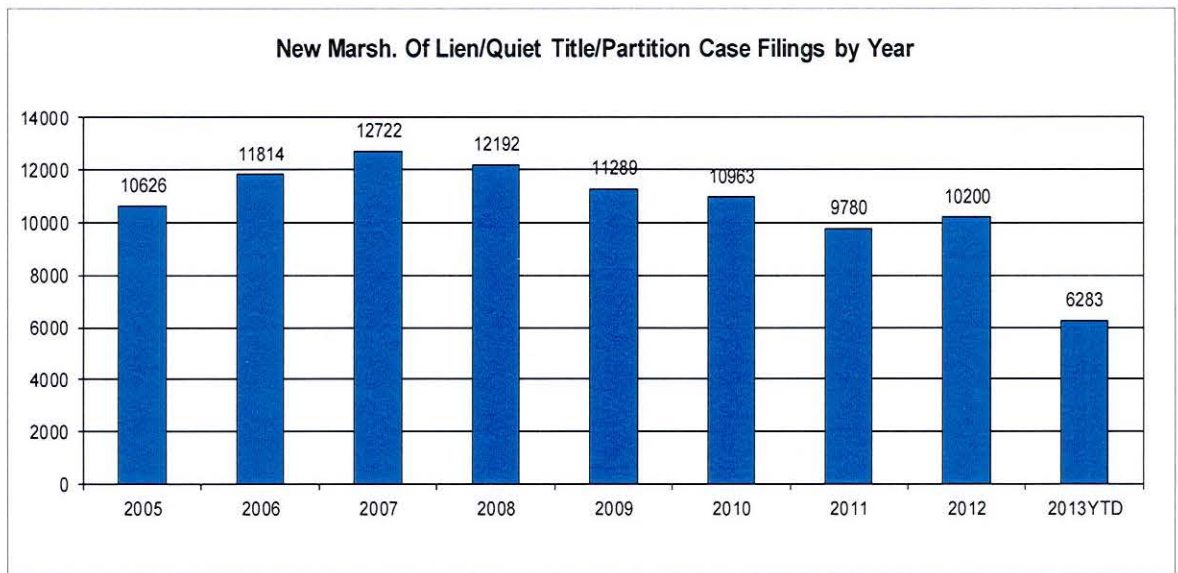
1. Total New Judicial Foreclosure Filings from 1995 – 2013 by year
2. Total New Marsh of Lien/Quiet Title/Partition Filings from 2011 – 2013 by month
3. Total New Tax Lien & Tax Certificate Filings for 2011 – 2013 by month
4. Total New Judicial Foreclosure Filings from 2011 – 2013 by month



# CUYAHOGA COUNTY COMMON PLEAS COURT

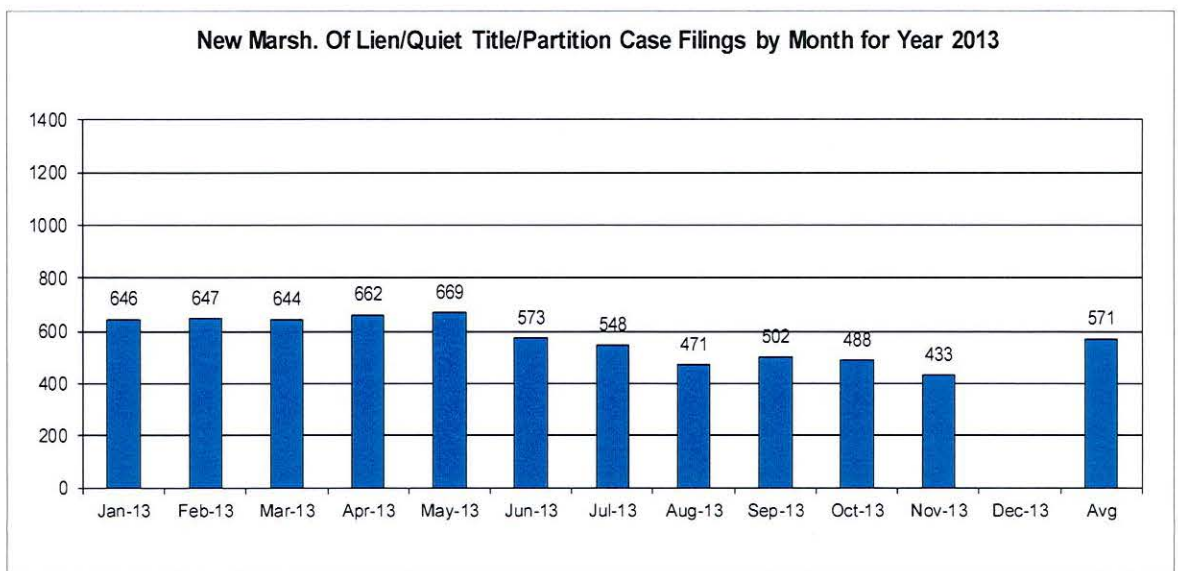
## ***New Marsh of Lien/Quiet Title/Partition Case Filings for Years 2005 – 2013 YTD***

Year	# Filings
2005	10626
2006	11814
2007	12722
2008	12192
2009	11289
2010	10963
2011	9780
2012	10200
2013YTD	6283



## ***New Marsh of Lien/Quiet Title/Partition Case Filings by month for 2013 YTD***

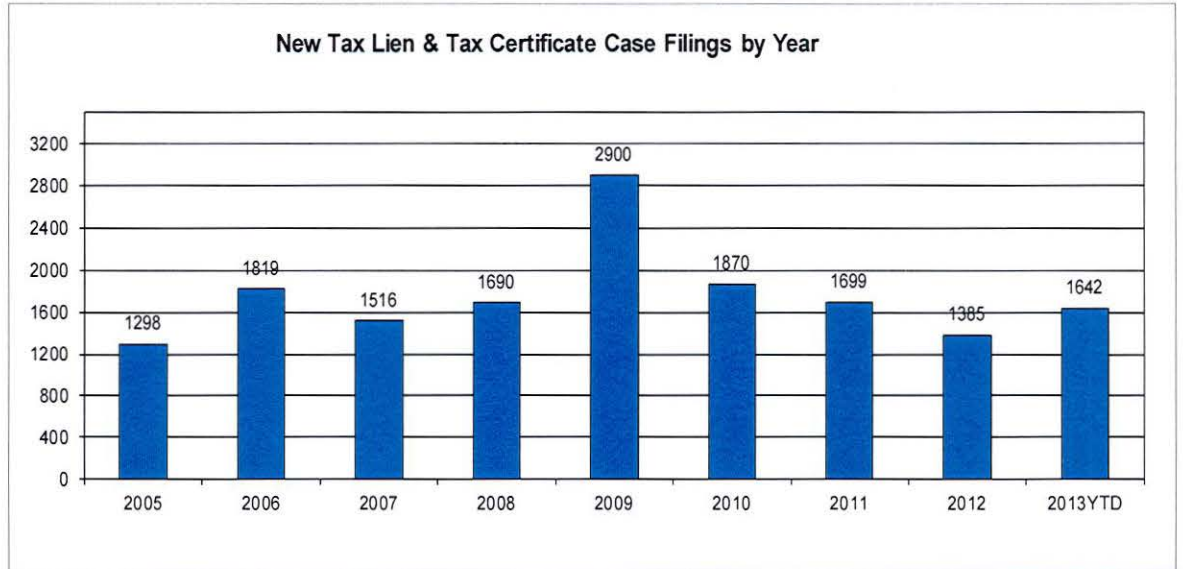
Month	# Filings
Jan-13	646
Feb-13	647
Mar-13	644
Apr-13	662
May-13	669
Jun-13	573
Jul-13	548
Aug-13	471
Sep-13	502
Oct-13	488
Nov-13	433
Dec-13	
Avg	571
Total	6283



# CUYAHOGA COUNTY COMMON PLEAS COURT

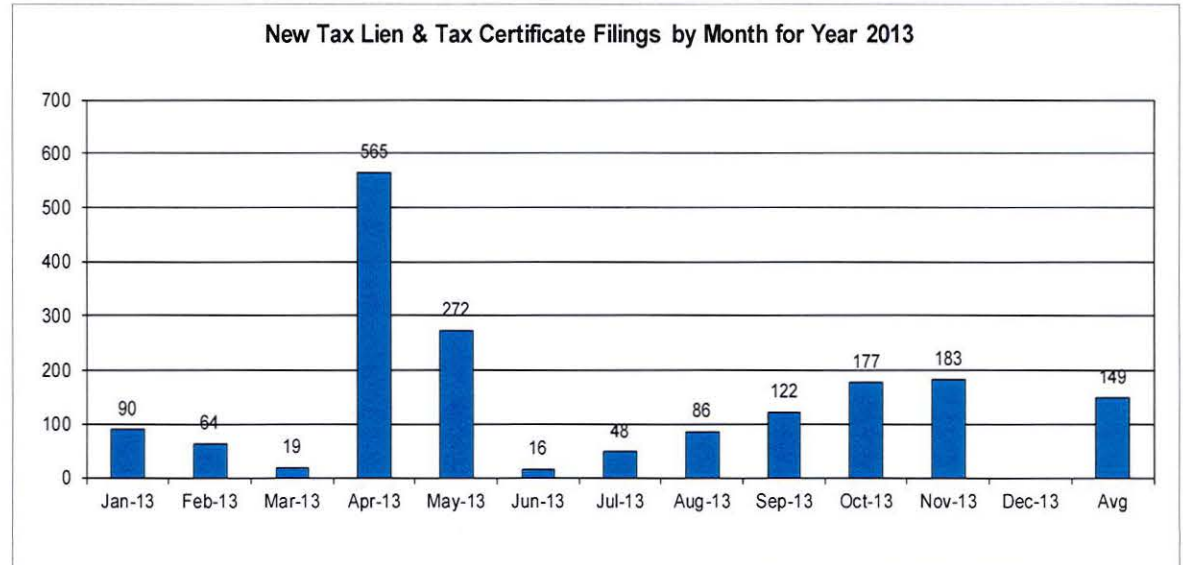
## New Tax Lien & Certificate Filings for Years 2005 – 2013 YTD

Year	# Filings
2005	1298
2006	1819
2007	1516
2008	1690
2009	2900
2010	1870
2011	1699
2012	1385
2013YTD	1642



## New Tax Lien & Certificate Filings by Month for Year 2013 YTD

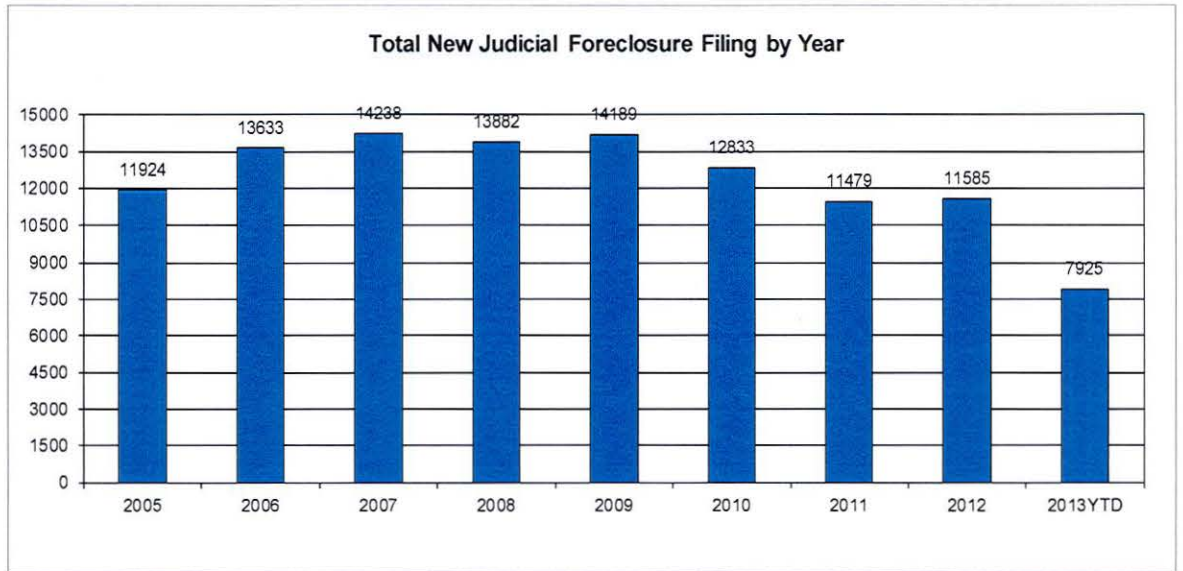
Month	# Filings
Jan-13	90
Feb-13	64
Mar-13	19
Apr-13	565
May-13	272
Jun-13	16
Jul-13	48
Aug-13	86
Sep-13	122
Oct-13	177
Nov-13	183
Dec-13	
Avg	149
Total	1642



# CUYAHOGA COUNTY COMMON PLEAS COURT

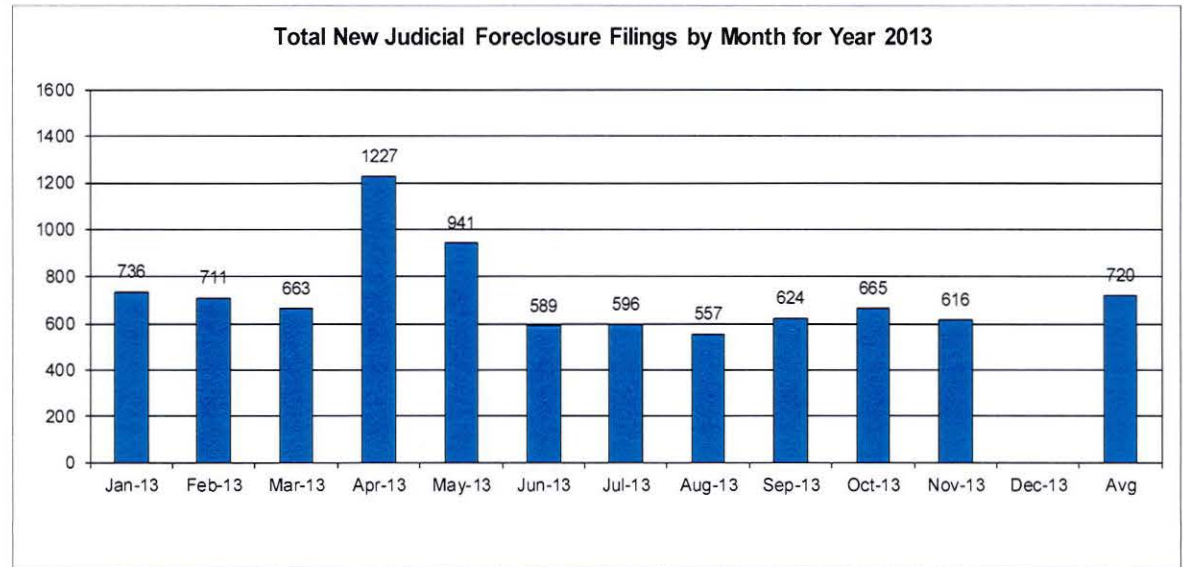
## **Total New Judicial Foreclosure Filings Years 2005 – 2013 YTD**

Year	# Filings
2005	11924
2006	13633
2007	14238
2008	13882
2009	14189
2010	12833
2011	11479
2012	11585
2013 YTD	7925



## **Total New Judicial Foreclosure Filings by Month for Year 2013 YTD**

Month	# Filings
Jan-13	736
Feb-13	711
Mar-13	663
Apr-13	1227
May-13	941
Jun-13	589
Jul-13	596
Aug-13	557
Sep-13	624
Oct-13	665
Nov-13	616
Dec-13	
Avg	720
Total	7925





***Magistrate's Monthly Reports***

The Magistrates' Monthly Report consists of 5 reports. Below is a description of each.

**Magistrate's Monthly Supplemental Journal Entry Report (R415)**

Retrieves total number of supplemental entries and Decrees of Confirmation of Sheriff's sale created during a specific period. A supplemental entry is any journal created by a magistrate, which does not close out a case. For example, any magistrate's order (MG) setting a hearing, any journal entry (JE) ruling on a motion, journals confirming Sheriff's sales, etc.).

**Magistrate's Full Disposition Count by Magistrate Report (R413)**

Retrieves total number of cases disposed of during a specific period. The dispositions are grouped by Magistrate and then broken down by the type of disposition (i. e. Default, Dismissed with Prejudice, Dismissed without Prejudice, etc.) This report can be printed three different ways. Including tax cases (Full Dispositions), excluding tax cases (Non-Tax Dispositions), and Tax cases only (Tax Dispositions).

**Magistrate's Monthly Cases Referred/Reinstated Report (R418)**

Retrieves newly filed cases referred to the Magistrates Dept. and cases previously disposed by the Magistrates Dept. that are reinstated and re-referred to the magistrates. The cases are separated by Tax (filing code 1465; Tax Judicial Foreclosure & 1466; Tax Certificate Judicial Foreclosure) and Non-Tax (1460; Judicial Foreclosure Marsh. Of Lien, 1480; Partition, 1470; Quiet Title, misc. (i. e. 1391; Contract Other, etc.).

**Magistrate's Monthly Hearing Totals Report (R3146)**

Retrieves total number of hearings held during one month. The hearings are grouped by Magistrate and then broken down by what type hearing was held (i. e. Default, Pretrial, etc.).

**Magistrate's Monthly Case Load Report (R3147)**

Retrieves individual caseload totals for individual magistrates during a specific period. The cases are grouped by magistrate and then broken down by case type (i. e. tax judicial foreclosure, tax certificate judicial foreclosure and non-tax judicial foreclosure).

---

**SUPPLEMENTALS**

AUGUSTYN	218
BAKER	351
BUCHA	322
CUTHBERT	226
DYKE	283
GAUNTNER	115
GONZALEZ	219
HIPPLEY	234
JACKSON	345
KLEIN	216
LUCAS	133
OLSZTYN	475
VOZAR	272
WEISS	272
UNACCOUNTED FOR	0

**TOTAL** 3681

**CONFIRMATIONS**

**TOTAL** 366

**CUYAHOGA COUNTY COURT OF COMMON PLEAS**  
**OFFICE OF THE MAGISTRATES**  
**Full Disposition Count by Magistrate**  
**REPORTING PERIOD: FROM 11/01/2013 TO 11/30/2013**

DATE: 12/09/2013  
 TIME: 9:18 AM

PAGE: 1  
 CMSR413

MagID	Dispose Type	Tax Cert.	Tax Treas.	Total
<b>KCA</b>				
	Bank	0	0	1
	Def	6	0	15
	Dism	1	0	21
	Ref. Vacate	0	0	0
	Court Trial	0	0	0
	Other	0	0	4
	<b>MAG'S TOTAL</b>	<b>7</b>	<b>0</b>	<b>41</b>
<b>GDB</b>				
	Bank	0	0	5
	Def	9	0	29
	Dism	1	0	21
	Ref. Vacate	0	0	0
	Court Trial	0	0	0
	Other	0	0	5
	<b>MAG'S TOTAL</b>	<b>10</b>	<b>0</b>	<b>60</b>
<b>SMB</b>				
	Bank	1	0	4
	Def	2	0	15
	Dism	2	0	20
	Ref. Vacate	0	0	0
	Court Trial	0	0	0
	Other	2	0	4
	<b>MAG'S TOTAL</b>	<b>7</b>	<b>0</b>	<b>43</b>
<b>ARC</b>				
	Bank	1	0	5
	Def	14	0	51
	Dism	2	0	22
	Ref. Vacate	0	0	0
	Court Trial	0	0	0
	Other	0	0	3
	<b>MAG'S TOTAL</b>	<b>17</b>	<b>0</b>	<b>81</b>
<b>JTD</b>				
	Bank	1	0	3
	Def	3	0	20
	Dism	0	0	21
	Ref. Vacate	0	0	0
	Court Trial	0	0	0
	Other	2	0	5
	<b>MAG'S TOTAL</b>	<b>6</b>	<b>0</b>	<b>49</b>
<b>TMG</b>				
	Bank	0	0	0
	Def	0	0	21
	Dism	0	0	22
	Ref. Vacate	0	0	0
	Court Trial	0	0	0
	Other	0	0	5
	<b>MAG'S TOTAL</b>	<b>0</b>	<b>0</b>	<b>48</b>
<b>TG</b>				
	Bank	0	0	2
	Def	2	0	15
	Dism	4	0	26
	Ref. Vacate	0	0	0
	Court Trial	0	0	0
	Other	0	0	4
	<b>MAG'S TOTAL</b>	<b>6</b>	<b>0</b>	<b>47</b>
<b>KH</b>				
	Bank	0	0	6
	Def	3	0	14
	Dism	0	0	20

Decrees	372
Defaults	291
Other	81
Court Trial	0
Dismissals	294
Bankruptcy	39
Ref. Vacated	0
<b>Grand Total</b>	<b>705</b>

CUYAHOGA COUNTY COURT OF COMMON PLEAS

OFFICE OF THE MAGISTRATES

Full Disposition Count by Magistrate

REPORTING PERIOD: FROM 11/01/2013 TO 11/30/2013

DATE: 12/09/2013

TIME: 9:18 AM

PAGE: 2

CMSR413

MagID	Dispose Type	Tax Cert.	Tax Treas.	Total
	Ref. Vacate	0	0	0
	Court Trial	0	0	0
	Other	2	0	8
	<b>MAG'S TOTAL</b>	<b>5</b>	<b>0</b>	<b>48</b>
<hr/>				
JLJ				
	Bank	0	0	5
	Def	5	0	23
	Dism	1	0	40
	Ref. Vacate	0	0	0
	Court Trial	0	0	0
	Other	0	0	5
	<b>MAG'S TOTAL</b>	<b>6</b>	<b>0</b>	<b>73</b>
<hr/>				
MK				
	Bank	0	0	2
	Def	8	0	30
	Dism	1	0	21
	Ref. Vacate	0	0	0
	Court Trial	0	0	0
	Other	0	0	10
	<b>MAG'S TOTAL</b>	<b>9</b>	<b>0</b>	<b>63</b>
<hr/>				
PL				
	Bank	0	1	1
	Def	3	0	4
	Dism	3	2	5
	Ref. Vacate	0	0	0
	Court Trial	0	0	0
	Other	0	8	9
	<b>MAG'S TOTAL</b>	<b>6</b>	<b>11</b>	<b>19</b>
<hr/>				
CEO				
	Bank	0	0	2
	Def	9	0	23
	Dism	4	0	24
	Ref. Vacate	0	0	0
	Court Trial	0	0	0
	Other	2	0	9
	<b>MAG'S TOTAL</b>	<b>15</b>	<b>0</b>	<b>58</b>
<hr/>				
TJV				
	Bank	0	0	2
	Def	9	0	24
	Dism	0	0	11
	Ref. Vacate	0	0	0
	Court Trial	0	0	0
	Other	0	0	3
	<b>MAG'S TOTAL</b>	<b>9</b>	<b>0</b>	<b>40</b>
<hr/>				
CW				
	Bank	0	0	1
	Def	6	0	7
	Dism	8	4	20
	Ref. Vacate	0	0	0
	Court Trial	0	0	0
	Other	1	6	7
	<b>MAG'S TOTAL</b>	<b>15</b>	<b>10</b>	<b>35</b>

**CUYAHOGA COUNTY COURT OF COMMON PLEAS**

DATE: 12/09/2013  
 TIME: 09:18 AM

OFFICE OF THE MAGISTRATES  
 MAGISTRATE'S MONTHLY REF/REIN CASES  
 FROM 11/01/2013 TO 11/30/2013

CMSR418

MAGISTRATE	NEW REFERRALS				REINSTATED			
	Tax Treas.	Tax Cert.	Non-Tax	Total	Tax Treas.	Tax Cert.	Non-Tax	Total
<u>AUGUSTYN/KEVIN/C</u>	0	8	30	38	0	1	2	3
<u>BAKER/GAIL/D</u>	0	6	36	42	0	0	4	4
<u>BUCHA/STEPHEN/M</u>	0	5	19	24	0	1	2	3
<u>CUTHBERT/AMY/R</u>	0	12	44	56	0	0	1	1
<u>DYKE/JOHN/T</u>	4	10	31	45	0	1	0	1
<u>GAUNTNER/TIMOTHY/M</u>	0	3	29	32	0	0	1	1
<u>GONZALEZ/TRACEY/</u>	0	10	30	40	0	0	4	4
<u>HIPPLEY/KEVIN/</u>	0	7	37	44	0	0	4	4
<u>JACKSON/JIM/L</u>	0	10	34	44	0	1	7	8
<u>KLEIN/MONICA/</u>	0	6	27	33	0	0	1	1
<u>LUCAS/PAUL/</u>	39	0	1	40	1	0	0	1
<u>OLSZTYN/CHRISTOPHER/E</u>	0	7	43	50	0	2	6	8
<u>VOZAR/THOMAS/J</u>	1	6	25	32	0	2	6	8
<u>WEISS/CAROL/</u>	43	2	19	64	0	1	0	1
<b><u>TOTAL</u></b>	87	92	405	584	1	9	38	48
<b><u>COMBINED TOTAL</u></b>	632							

**CUYAHOGA COUNTY COURT OF COMMON PLEAS**

**OFFICE OF THE MAGISTRATES**

**MAG MONTHLY HEARING TOTALS**

Reporting Period: November 2013

DATE: 12/09/2013  
TIME: 09:18 AM

PAGE: 1  
CMSR3146

Monthly Hearing Total      610

AUGUSTYN  
 Default Hearings      32  
 Tax Hearings            0  
 Pretrials                6  


---

 TOTAL:                    38

BAKER  
 Default Hearings      40  
 Tax Hearings            0  
 Pretrials                7  


---

 TOTAL:                    47

BUCHA  
 Default Hearings      30  
 Tax Hearings            0  
 Pretrials                35  


---

 TOTAL:                    65

CUTHBERT  
 Default Hearings      33  
 Tax Hearings            0  
 Pretrials                26  


---

 TOTAL:                    59

DYKE  
 Default Hearings      23  
 Tax Hearings            0  
 Pretrials                17  


---

 TOTAL:                    40

GAUNTNER  
 Default Hearings      14  
 Tax Hearings            0  
 Pretrials                8  


---

 TOTAL:                    22

GONZALEZ  
 Default Hearings      21  
 Tax Hearings            0  
 Pretrials                15  


---

 TOTAL:                    36

HIPPLEY  
 Default Hearings      27  
 Tax Hearings            0  
 Pretrials                1  


---

 TOTAL:                    28

JACKSON  
 Default Hearings      48  
 Tax Hearings            0  
 Pretrials                16  


---

 TOTAL:                    64

KLEIN  
 Default Hearings      17  
 Tax Hearings            0  
 Pretrials                8  


---

 TOTAL:                    25

**CUYAHOGA COUNTY COURT OF COMMON PLEAS**

**OFFICE OF THE MAGISTRATES**

**MAG MONTHLY HEARING TOTALS**

Reporting Period: November 2013

DATE: 12/09/2013  
 TIME: 09:18 AM

PAGE: 2  
 CMSR3146

TOTAL:	25
LUCAS	
Default Hearings	1
Tax Hearings	23
Pretrials	44
<hr/>	
TOTAL:	68
OLSZTYN	
Default Hearings	42
Tax Hearings	0
Pretrials	8
<hr/>	
TOTAL:	50
VOZAR	
Default Hearings	23
Tax Hearings	3
Pretrials	9
<hr/>	
TOTAL:	35
WEISS	
Default Hearings	12
Tax Hearings	11
Pretrials	10
<hr/>	
TOTAL:	33

Magistrate Name	Non Tax Total	Tax Cert.	Tax Treas.	Total Tax	Total Cases
AUGUSTYN	231	52	0	52	283
BAKER	502	114	0	114	616
BUCHA	275	92	0	92	367
CUTHBERT	480	89	0	89	569
DYKE	320	75	12	87	407
GAUNTNER	339	68	0	68	407
GONZALEZ	447	107	0	107	554
HIPPLEY	559	97	0	97	656
JACKSON	504	103	0	103	607
KLEIN	265	50	0	50	315
LUCAS	71	198	381	579	650
OLSZTYN	333	79	0	79	412
VOZAR	378	77	17	94	472
WEISS	145	102	302	404	549
<b>Non Tax Total:</b>	<b>4849</b>	<b>Cert. Tax Total: 1303</b>	<b>Tax Treas. Total: 712</b>	<b>Total Tax: 2015</b>	<b>Total Cases: 6864</b>



***Report CMSR1062 - Judicial Foreclosure Statistics by Judge***

Report CMSR1062 provides a list of judicial foreclosure case activity for each Judge. The report identifies how many cases were pending at the beginning of the period. The new cases filed and cases that were transferred in or reactivated are added to the number pending at the beginning of the period. It then shows the type and number of terminations for the period. The total terminations are subtracted from the total pending which provides the pending at the end of the period.

**CUYAHOGA COUNTY COURT OF COMMON PLEAS**

DATE: 12/09/2013  
TIME: 10:15 AM

**Foreclosure Statistics by Judge**  
Reporting Period: November 2013

PAGE: 1  
CMSR1062

**Judge**

**AMBROSE, DICK**

Pending at Beg of Period			New Cases Filed		Cases Transferred In / Reactivated		Total
155			24		7		186
Terminations							
Bankruptcy	0	Default	RefVacated	Court Trial	Dismiss	Other	Total
		4	0	0	9	9	22
Total Pending at End of Period							164

**ASTRAB, MICHAEL**

Pending at Beg of Period			New Cases Filed		Cases Transferred In / Reactivated		Total
243			21		7		271
Terminations							
Bankruptcy	2	Default	RefVacated	Court Trial	Dismiss	Other	Total
		9	0	0	11	12	34
Total Pending at End of Period							237

**BARKER, PAMELA A**

Pending at Beg of Period			New Cases Filed		Cases Transferred In / Reactivated		Total
231			19		8		258
Terminations							
Bankruptcy	0	Default	RefVacated	Court Trial	Dismiss	Other	Total
		11	0	0	8	6	25
Total Pending at End of Period							233

**BURNSIDE, JANET R**

Pending at Beg of Period			New Cases Filed		Cases Transferred In / Reactivated		Total
208			21		12		241
Terminations							
Bankruptcy	2	Default	RefVacated	Court Trial	Dismiss	Other	Total
		18	0	0	4	3	27
Total Pending at End of Period							214

**CALABRESE, DEENA R**

Pending at Beg of Period			New Cases Filed		Cases Transferred In / Reactivated		Total
180			23		4		207
Terminations							
Bankruptcy	2	Default	RefVacated	Court Trial	Dismiss	Other	Total
		13	0	0	11	4	30
Total Pending at End of Period							177

**CLANCY, MAUREEN**

Pending at Beg of Period			New Cases Filed		Cases Transferred In / Reactivated		Total
177			20		13		210
Terminations							
Bankruptcy	1	Default	RefVacated	Court Trial	Dismiss	Other	Total
		5	0	0	10	9	25
Total Pending at End of Period							185

**COLLIER-WILLIAMS, CASSANDRA**

Pending at Beg of Period			New Cases Filed		Cases Transferred In / Reactivated		Total
235			15		11		261
Terminations							
Bankruptcy	0	Default	RefVacated	Court Trial	Dismiss	Other	Total
		11	0	0	11	15	37
Total Pending at End of Period							224

CORRIGAN, BRIAN J

**CUYAHOGA COUNTY COURT OF COMMON PLEAS**

DATE: 12/09/2013  
TIME: 10:15 AM

**Foreclosure Statistics by Judge**  
Reporting Period: November 2013

PAGE: 2  
CMSR1062

<b>Judge</b>							
	Pending at Beg of Period		New Cases Filed		Cases Transferred In / Reactivated		Total
	196		13		7		216
Terminations							
	Bankruptcy	Default	RefVacated	Court Trial	Dismiss	Other	Total
	0	11	0	0	9	6	26
	Total Pending at End of Period						190
<b>CORRIGAN, PETER J</b>							
	Pending at Beg of Period		New Cases Filed		Cases Transferred In / Reactivated		Total
	164		14		7		185
Terminations							
	Bankruptcy	Default	RefVacated	Court Trial	Dismiss	Other	Total
	1	10	0	0	6	8	25
	Total Pending at End of Period						160
<b>DONNELLY, MICHAEL P</b>							
	Pending at Beg of Period		New Cases Filed		Cases Transferred In / Reactivated		Total
	240		16		9		265
Terminations							
	Bankruptcy	Default	RefVacated	Court Trial	Dismiss	Other	Total
	2	5	0	0	11	6	24
	Total Pending at End of Period						241
<b>FRIEDLAND, CAROLYN B</b>							
	Pending at Beg of Period		New Cases Filed		Cases Transferred In / Reactivated		Total
	159		21		3		183
Terminations							
	Bankruptcy	Default	RefVacated	Court Trial	Dismiss	Other	Total
	0	7	0	0	3	4	14
	Total Pending at End of Period						169
<b>FRIEDMAN, STUART A</b>							
	Pending at Beg of Period		New Cases Filed		Cases Transferred In / Reactivated		Total
	226		17		5		248
Terminations							
	Bankruptcy	Default	RefVacated	Court Trial	Dismiss	Other	Total
	0	4	0	0	5	7	16
	Total Pending at End of Period						232
<b>FUERST, NANCY A</b>							
	Pending at Beg of Period		New Cases Filed		Cases Transferred In / Reactivated		Total
	98		10		6		114
Terminations							
	Bankruptcy	Default	RefVacated	Court Trial	Dismiss	Other	Total
	1	9	0	0	2	2	14
	Total Pending at End of Period						100
<b>GALL, STEVEN E</b>							
	Pending at Beg of Period		New Cases Filed		Cases Transferred In / Reactivated		Total
	215		11		11		237
Terminations							
	Bankruptcy	Default	RefVacated	Court Trial	Dismiss	Other	Total
	1	9	0	0	10	11	31
	Total Pending at End of Period						206
<b>GALLAGHER, HOLLIE L</b>							

**CUYAHOGA COUNTY COURT OF COMMON PLEAS**

DATE: 12/09/2013  
TIME: 10:15 AM

**Foreclosure Statistics by Judge**  
Reporting Period: November 2013

PAGE: 3  
CMSR1062

<b>Judge</b>							
	Pending at Beg of Period		New Cases Filed		Cases Transferred In / Reactivated		Total
	158		15		7		180
Terminations							
	Bankruptcy	Default	RefVacated	Court Trial	Dismiss	Other	Total
	1	8	0	0	8	8	25
	Total Pending at End of Period						155
<b>GAUL, DANIEL</b>							
	Pending at Beg of Period		New Cases Filed		Cases Transferred In / Reactivated		Total
	240		16		7		263
Terminations							
	Bankruptcy	Default	RefVacated	Court Trial	Dismiss	Other	Total
	1	9	0	0	6	5	21
	Total Pending at End of Period						242
<b>JACKSON, MICHAEL E</b>							
	Pending at Beg of Period		New Cases Filed		Cases Transferred In / Reactivated		Total
	223		21		8		252
Terminations							
	Bankruptcy	Default	RefVacated	Court Trial	Dismiss	Other	Total
	1	0	0	0	9	8	18
	Total Pending at End of Period						234
<b>MASON, LANCE T</b>							
	Pending at Beg of Period		New Cases Filed		Cases Transferred In / Reactivated		Total
	224		22		7		253
Terminations							
	Bankruptcy	Default	RefVacated	Court Trial	Dismiss	Other	Total
	2	5	0	0	13	7	27
	Total Pending at End of Period						226
<b>MATIA, DAVID T</b>							
	Pending at Beg of Period		New Cases Filed		Cases Transferred In / Reactivated		Total
	223		17		4		244
Terminations							
	Bankruptcy	Default	RefVacated	Court Trial	Dismiss	Other	Total
	1	10	0	0	7	9	27
	Total Pending at End of Period						217
<b>MCCLELLAND, ROBERT C</b>							
	Pending at Beg of Period		New Cases Filed		Cases Transferred In / Reactivated		Total
	143		25		6		174
Terminations							
	Bankruptcy	Default	RefVacated	Court Trial	Dismiss	Other	Total
	1	7	0	0	7	4	19
	Total Pending at End of Period						155
<b>MCCORMICK, TIMOTHY</b>							
	Pending at Beg of Period		New Cases Filed		Cases Transferred In / Reactivated		Total
	162		19		7		188
Terminations							
	Bankruptcy	Default	RefVacated	Court Trial	Dismiss	Other	Total
	0	8	0	0	15	7	30
	Total Pending at End of Period						158
<b>MCDONNELL, NANCY R</b>							

**CUYAHOGA COUNTY COURT OF COMMON PLEAS**

DATE: 12/09/2013  
TIME: 10:15 AM

**Foreclosure Statistics by Judge**  
Reporting Period: November 2013

PAGE: 4  
CMSRI062

<b>Judge</b>							
	Pending at Beg of Period		New Cases Filed	Cases Transferred In / Reactivated			Total
	195		24	6			225
Terminations	Bankruptcy	Default	RefVacated	Court Trial	Dismiss	Other	Total
	1	4	0	0	14	9	28
Total Pending at End of Period							197
<b>MCMONAGLE, RICHARD J</b>							
	Pending at Beg of Period		New Cases Filed	Cases Transferred In / Reactivated			Total
	119		1	4			124
Terminations	Bankruptcy	Default	RefVacated	Court Trial	Dismiss	Other	Total
	0	4	0	0	2	1	7
Total Pending at End of Period							117
<b>O'DONNELL, JOHN P</b>							
	Pending at Beg of Period		New Cases Filed	Cases Transferred In / Reactivated			Total
	137		4	8			149
Terminations	Bankruptcy	Default	RefVacated	Court Trial	Dismiss	Other	Total
	0	6	0	0	3	2	11
Total Pending at End of Period							138
<b>RUSSO, JOHN J</b>							
	Pending at Beg of Period		New Cases Filed	Cases Transferred In / Reactivated			Total
	192		16	6			214
Terminations	Bankruptcy	Default	RefVacated	Court Trial	Dismiss	Other	Total
	1	7	0	0	11	4	23
Total Pending at End of Period							191
<b>RUSSO, JOSEPH D</b>							
	Pending at Beg of Period		New Cases Filed	Cases Transferred In / Reactivated			Total
	197		20	8			225
Terminations	Bankruptcy	Default	RefVacated	Court Trial	Dismiss	Other	Total
	1	23	0	0	11	13	48
Total Pending at End of Period							177
<b>RUSSO, MICHAEL J</b>							
	Pending at Beg of Period		New Cases Filed	Cases Transferred In / Reactivated			Total
	213		22	4			239
Terminations	Bankruptcy	Default	RefVacated	Court Trial	Dismiss	Other	Total
	2	11	0	0	8	4	25
Total Pending at End of Period							214
<b>RUSSO, NANCY MARGARET</b>							
	Pending at Beg of Period		New Cases Filed	Cases Transferred In / Reactivated			Total
	99		19	5			123
Terminations	Bankruptcy	Default	RefVacated	Court Trial	Dismiss	Other	Total
	1	7	0	0	3	6	17
Total Pending at End of Period							106
<b>SAFFOLD, SHIRLEY STRICKLAND</b>							

**CUYAHOGA COUNTY COURT OF COMMON PLEAS**

DATE: 12/09/2013  
TIME: 10:15 AM

**Foreclosure Statistics by Judge**  
Reporting Period: November 2013

PAGE: 5  
CMSR1062

<b>Judge</b>							
	Pending at Beg of Period		New Cases Filed		Cases Transferred In / Reactivated		Total
	214		19		6		239
Terminations	Bankruptcy	Default	RefVacated	Court Trial	Dismiss	Other	Total
	2	11	0	0	4	8	25
	Total Pending at End of Period						214
<b>SHEEHAN, BRENDAN J</b>							
	Pending at Beg of Period		New Cases Filed		Cases Transferred In / Reactivated		Total
	164		16		8		188
Terminations	Bankruptcy	Default	RefVacated	Court Trial	Dismiss	Other	Total
	0	17	0	0	8	18	43
	Total Pending at End of Period						145
<b>SUSTER, RONALD</b>							
	Pending at Beg of Period		New Cases Filed		Cases Transferred In / Reactivated		Total
	0		0		1		1
Terminations	Bankruptcy	Default	RefVacated	Court Trial	Dismiss	Other	Total
	0	0	0	0	0	0	0
	Total Pending at End of Period						1
<b>SUTULA, JOHN D</b>							
	Pending at Beg of Period		New Cases Filed		Cases Transferred In / Reactivated		Total
	230		19		9		258
Terminations	Bankruptcy	Default	RefVacated	Court Trial	Dismiss	Other	Total
	3	6	0	0	5	6	20
	Total Pending at End of Period						238
<b>SUTULA, KATHLEEN ANN</b>							
	Pending at Beg of Period		New Cases Filed		Cases Transferred In / Reactivated		Total
	147		25		6		178
Terminations	Bankruptcy	Default	RefVacated	Court Trial	Dismiss	Other	Total
	1	6	0	0	13	8	28
	Total Pending at End of Period						150
<b>SYNENBERG, JOAN</b>							
	Pending at Beg of Period		New Cases Filed		Cases Transferred In / Reactivated		Total
	191		20		10		221
Terminations	Bankruptcy	Default	RefVacated	Court Trial	Dismiss	Other	Total
	3	6	0	0	10	10	29
	Total Pending at End of Period						192
<b>VILLANUEVA, JOSE' A</b>							
	Pending at Beg of Period		New Cases Filed		Cases Transferred In / Reactivated		Total
	244		18		6		268
Terminations	Bankruptcy	Default	RefVacated	Court Trial	Dismiss	Other	Total
	3	8	0	0	20	3	34
	Total Pending at End of Period						234

# *Monthly Summary*

# MONTHLY SUMMARY

## November 2013

NAME	PEND	ASSIGNED			TRIALS						DISP	PENDING				+	-
		CV	CR	TOT	JURY			COURT				CV	FR	CR	TOT		
Dick Ambrose	522	59	32	91	0	0	0	0	3	3	86	227	164	136	527	-5	
Michael K. Astrab	552	58	33	91	0	1	1	0	0	0	104	183	237	119	539	+13	
Pamela A. Barker	527	63	29	92	0	1	1	0	0	0	76	212	233	98	543	-16	
Janet R. Burnside	550	62	28	90	0	0	0	0	0	0	88	212	214	126	552	-2	
Deena R. Calabrese	526	58	18	76	0	0	0	0	0	0	99	212	177	114	503	+23	
Maureen Clancy	445	63	28	91	1	0	1	0	0	0	75	184	186	91	461	-16	
Cassandra Collier-Willia	483	59	17	76	0	0	0	0	0	0	77	181	218	83	482	+1	
Brian J. Corrigan	576	58	42	100	0	0	0	0	1	1	86	272	189	129	590	-14	
Peter J. Corrigan	513	61	90	151	0	0	0	0	0	0	102	231	159	172	562	-49	
Michael P. Donnelly	529	58	18	76	0	2	2	0	0	0	77	209	241	78	528	+1	
Carolyn B. Friedland	547	56	27	83	0	0	0	0	1	1	70	231	169	160	560	-13	
Stuart A. Friedman	548	57	28	85	0	0	0	0	2	2	78	207	231	117	555	-7	
Nancy A. Fuerst	196	33	1	34	0	0	0	0	0	0	27	97	100	6	203	-7	
Steven E. Gall	514	34	20	54	1	0	1	1	0	1	86	175	201	106	482	+32	
Hollie L. Gallagher	444	57	19	76	0	2	2	0	0	0	94	204	155	67	426	+18	
Daniel Gaul	581	62	29	91	0	0	0	0	0	0	81	246	242	103	591	-10	
Michael E. Jackson	573	58	28	86	0	1	1	0	0	0	81	232	223	123	578	-5	
Lance T. Mason	559	57	32	89	0	2	2	0	0	0	90	223	225	110	558	+1	
David T. Matia	512	58	28	86	0	0	0	0	0	0	92	208	218	80	506	+6	
Robert C. McClelland	553	55	34	89	1	0	1	0	0	0	81	268	154	139	561	-8	
Timothy McCormick	479	59	39	98	2	1	3	2	0	2	80	235	158	104	497	-18	
Nancy R. McDonnell	444	58	21	79	1	1	2	0	0	0	80	170	197	76	443	+1	
Richard J. McMonagle	529	44	29	73	0	1	1	0	0	0	64	341	117	80	538	-9	
John P. O'Donnell	475	55	20	75	2	1	3	1	0	1	74	271	138	67	476	-1	
John J. Russo	472	59	34	93	0	0	0	0	1	1	87	201	191	86	478	-6	
Joseph D. Russo	580	59	29	88	0	0	0	0	1	1	131	233	175	129	537	+43	
Michael J. Russo	489	55	28	83	0	0	0	0	0	0	82	199	214	77	490	-1	
Nancy Margaret Russo	302	59	26	85	0	0	0	0	0	0	73	133	106	75	314	-12	
Shirley Strickland Saffold	558	57	32	89	1	4	5	0	0	0	105	208	214	120	542	+16	
Brendan J. Sheehan	391	59	29	88	1	3	4	0	0	0	118	156	145	60	361	+30	
John D. Sutula	587	57	23	80	0	1	1	0	1	1	85	235	238	109	582	+5	
Kathleen Ann Sutula	446	63	20	83	1	1	2	0	0	0	79	206	150	94	450	-4	
Joan Synenberg	474	61	16	77	0	0	0	0	0	0	78	222	178	73	473	+1	
José A. Villanueva	640	56	25	81	0	0	0	1	1	2	91	272	234	124	630	+10	
<b>TOTALS</b>	17116	1927	952	2879	11	22	33	5	11	16	2877	7296	6391	3431	17118	-2	



# *Year to Date Summary*

# SUMMARY FOR THE COURT

## January - November 2013

NAME	PEND	ASSIGNED			TRIALS									DISP	PENDING				+ -
		CV	CR	TOT	JURY			COURT			CV	FR	CR		TOT				
					CV	CR	TOT	CV	CR	TOT		CV	FR	CR	TOT				
Dick Ambrose	551	756	421	1177	2	13	15	1	7	8	1201	227	164	136	527	+ 24			
Michael K. Astrab	604	769	369	1138	4	8	12	1	4	5	1203	183	237	119	539	+ 65			
Pamela A. Barker	653	766	373	1139	2	9	11	0	2	2	1249	212	233	98	543	+ 110			
Janet R. Burnside	554	754	433	1187	0	3	3	2	3	5	1189	212	214	126	552	+ 2			
Deena R. Calabrese	629	772	422	1194	4	6	10	1	3	4	1320	212	177	114	503	+ 126			
Maureen Clancy	574	746	353	1099	5	11	16	3	1	4	1212	184	186	91	461	+ 113			
Cassandra Collier-Willia	557	724	302	1026	2	3	5	0	2	2	1101	181	218	83	482	+ 75			
Brian J. Corrigan	641	740	429	1169	2	5	7	6	8	14	1220	272	189	129	590	+ 51			
Peter J. Corrigan	583	777	421	1198	4	8	12	1	0	1	1219	231	159	172	562	+ 21			
Michael P. Donnelly	545	768	288	1056	5	7	12	0	4	4	1073	209	241	78	528	+ 17			
Carolyn B. Friedland	618	767	424	1191	3	2	5	0	4	4	1249	231	169	160	560	+ 58			
Stuart A. Friedman	605	741	405	1146	1	2	3	0	18	18	1196	207	231	117	555	+ 50			
Nancy A. Fuerst	253	392	99	491	1	3	4	0	1	1	541	97	100	6	203	+ 50			
Steven E. Gall	547	744	327	1071	4	6	10	1	1	2	1136	175	201	106	482	+ 65			
Hollie L. Gallagher	517	758	289	1047	1	7	8	0	3	3	1138	204	155	67	426	+ 91			
Daniel Gaul	704	743	347	1090	3	5	8	0	0	0	1203	246	242	103	591	+ 113			
Michael E Jackson	602	691	390	1081	1	8	9	0	5	5	1105	232	223	123	578	+ 24			
Lance T. Mason	623	743	396	1139	6	6	12	2	2	4	1204	223	225	110	558	+ 65			
David T. Matia	514	762	309	1071	2	4	6	2	1	3	1079	208	218	80	506	+ 8			
Robert C. McClelland	636	743	420	1163	7	1	8	0	8	8	1238	268	154	139	561	+ 75			
Timothy McCormick	527	742	371	1113	5	3	8	2	7	9	1143	235	158	104	497	+ 30			
Nancy R. McDonnell	520	654	307	961	3	9	12	2	2	4	1038	170	197	76	443	+ 77			
Richard J. McMonagle	620	639	238	877	5	2	7	3	0	3	959	341	117	80	538	+ 82			
John P. O'Donnell	542	696	197	893	3	8	11	5	0	5	959	271	138	67	476	+ 66			
John J. Russo	501	796	356	1152	0	5	5	0	5	5	1175	201	191	86	478	+ 23			
Joseph D. Russo	653	770	391	1161	3	2	5	0	5	5	1277	233	175	129	537	+ 116			
Michael J. Russo	524	740	343	1083	5	4	9	1	2	3	1117	199	214	77	490	+ 34			
Nancy Margaret Russo	331	779	353	1132	2	4	6	0	11	11	1149	133	106	75	314	+ 17			
Shirley Strickland Saffold	703	741	448	1189	3	16	19	2	1	3	1350	208	214	120	542	+ 161			
Brendan J. Sheehan	420	755	331	1086	5	14	19	5	6	11	1145	156	145	60	361	+ 59			
John D. Sutula	665	741	384	1125	5	9	14	2	6	8	1208	235	238	109	582	+ 83			
Kathleen Ann Sutula	494	786	375	1161	3	15	18	0	2	2	1205	206	150	94	450	+ 44			
Joan Synenberg	529	774	365	1139	0	5	5	0	1	1	1195	222	178	73	473	+ 56			
José A. Villanueva	674	759	397	1156	3	8	11	1	7	8	1200	272	234	124	630	+ 44			
<b>TOTALS</b>	19213	25028	12073	37101	104	221	325	43	132	175	39196	7296	6391	3431	17118	+ 2095			

# *Corrections/Adjustments*

## *Corrections & Adjustments*

There was a minor error in the stats for the Total Pending Judicial Foreclosure Cases Referred to Magistrates and the Percentage of Pending Judicial Foreclosure Cases Referred to Magistrates by Filing Year from November 2011 till February 2013. The year 2002 erroneously showed ten active cases when there are/were two active cases for 2002. The charts for November 2011 through December 2012 are not being corrected as the impact is of such minor significance that it doesn't warrant the work involved to correct them.

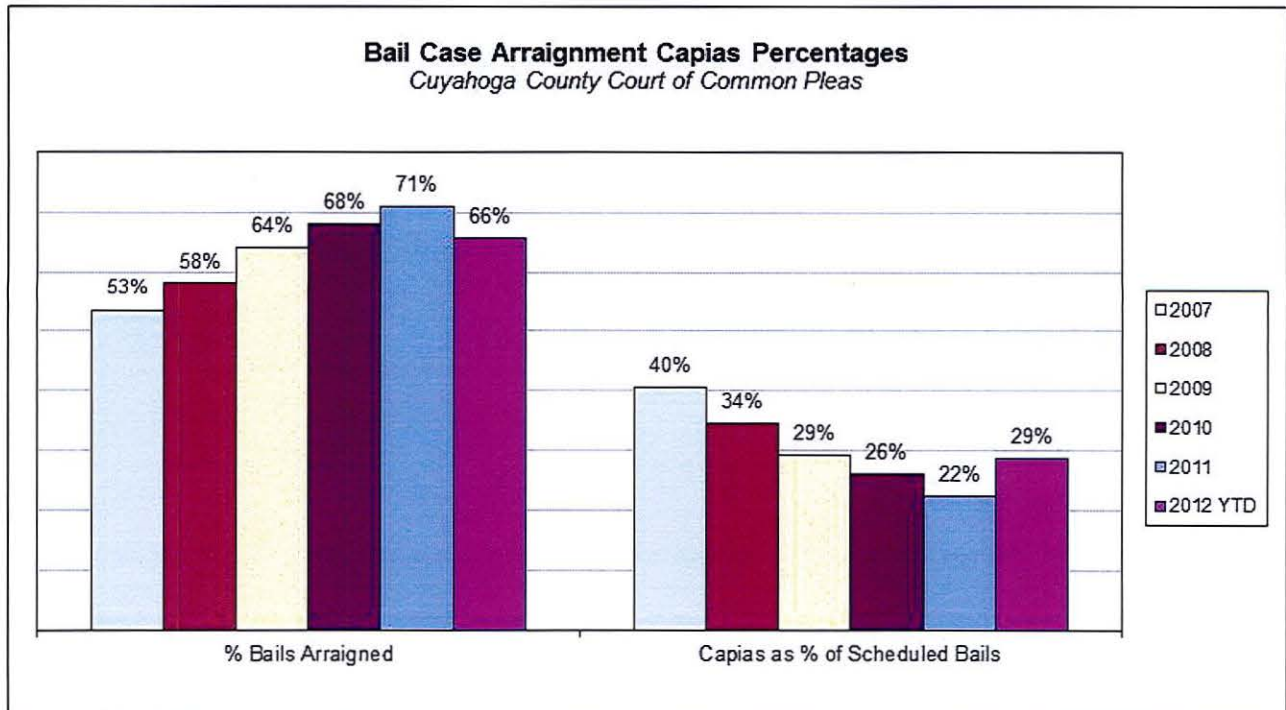
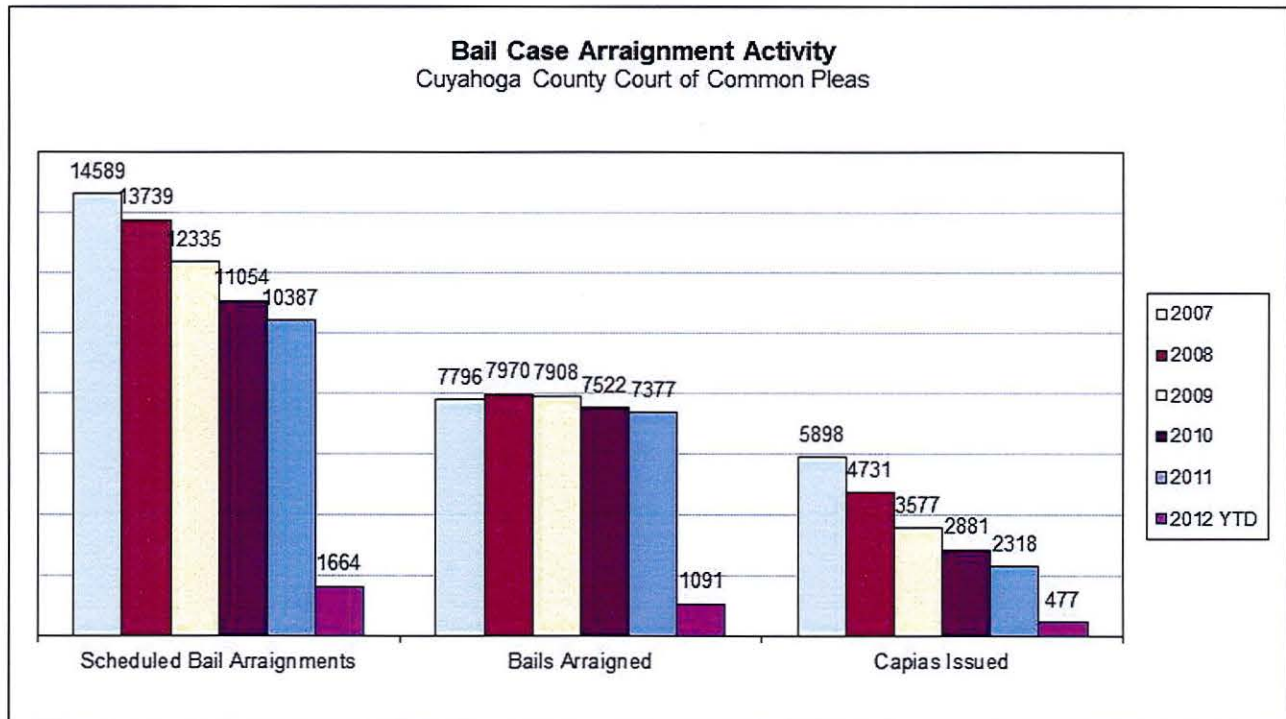
The charts on pgs. 19 and 23 reflect the corrected count for 2002 from ten active cases to two cases on the aforementioned reports.

# CUYAHOGA COUNTY COMMON PLEAS COURT

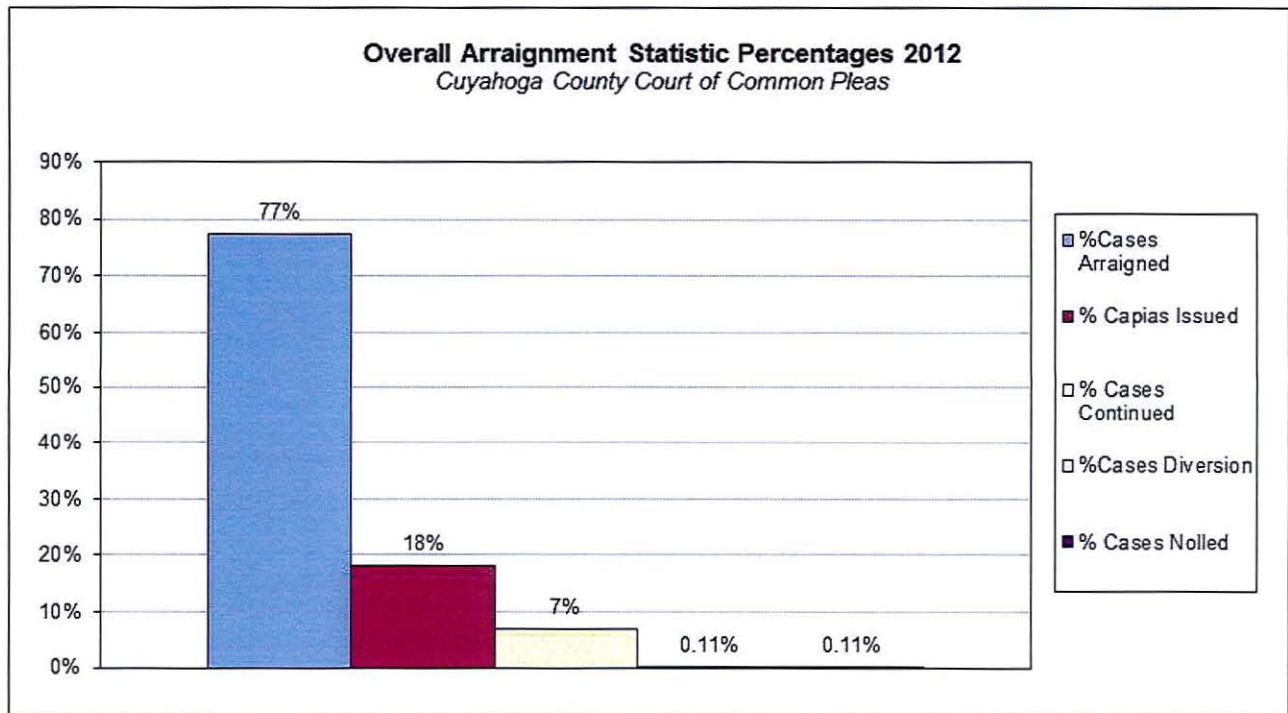
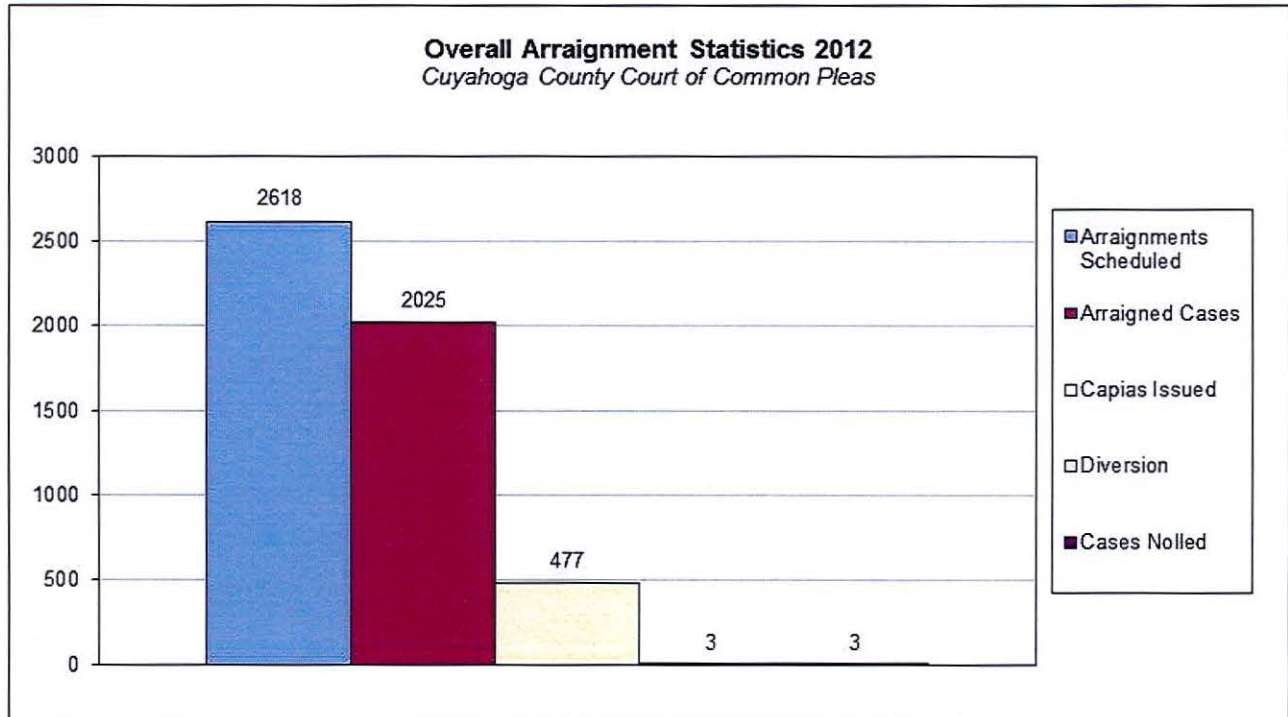
There was an error in the Bail Case Arraignment Activity, Bail Case Arraignment Capias Percentages, Overall Arraignment Statistics, and Overall Arraignment Statistic Percentage charts in January 2012.

Consequently, the aforementioned charts posted with the court statistics for February 2012 are incorrect.

The following charts reflect the correct statistics.



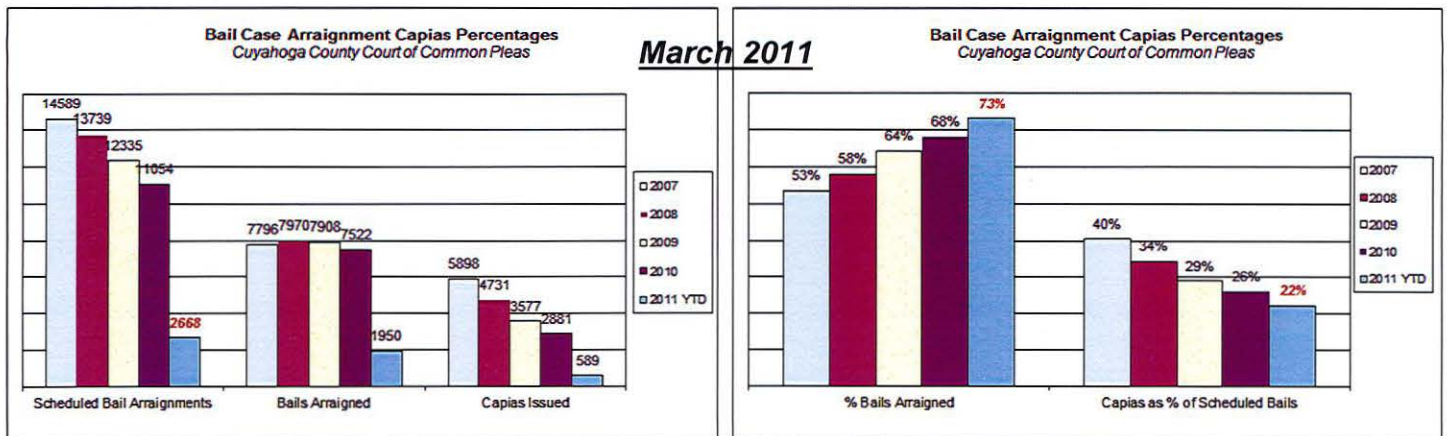
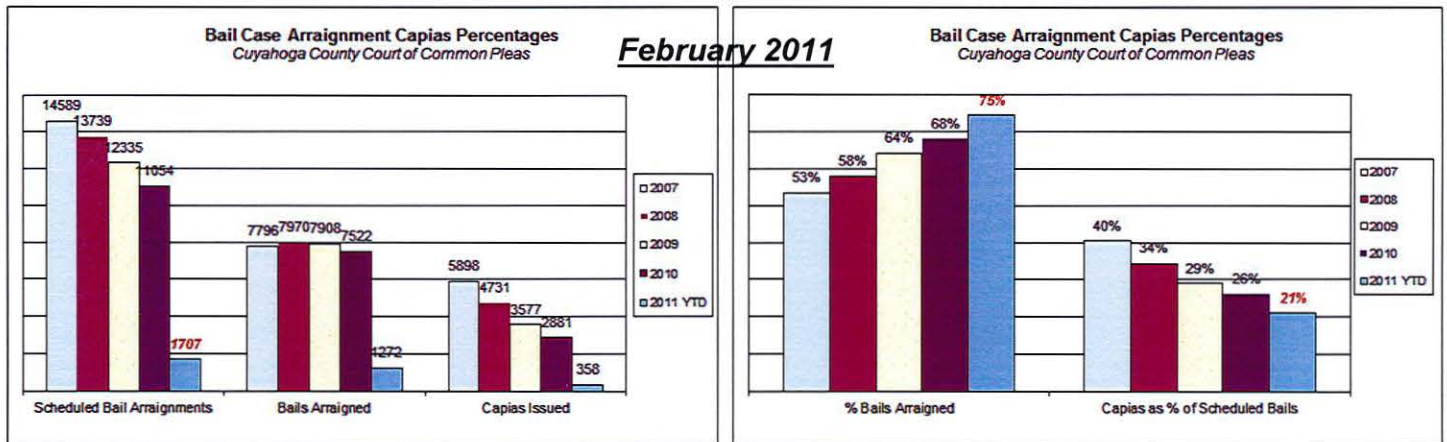
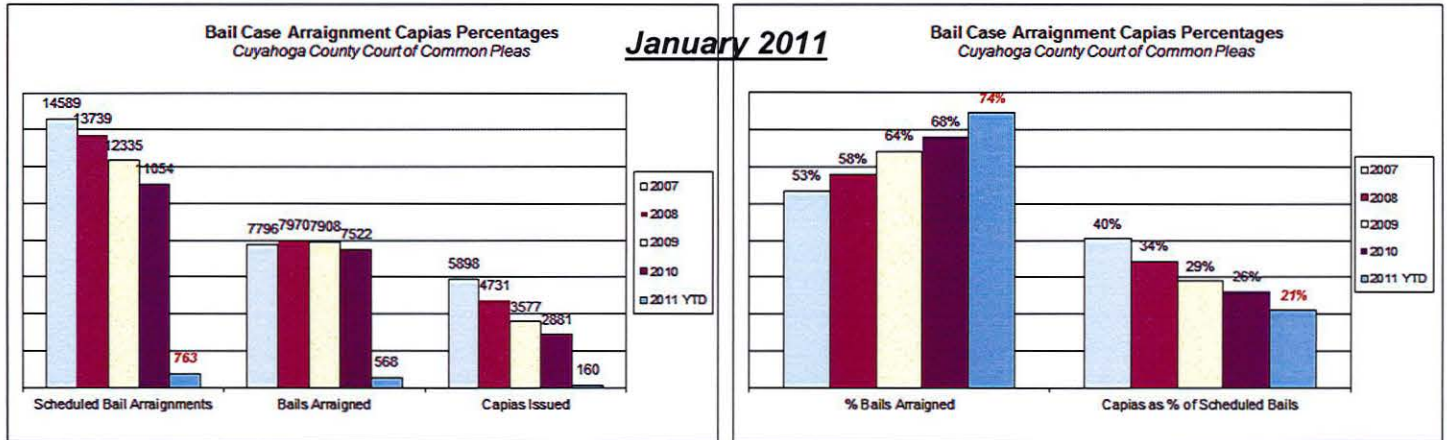
# CUYAHOGA COUNTY COMMON PLEAS COURT



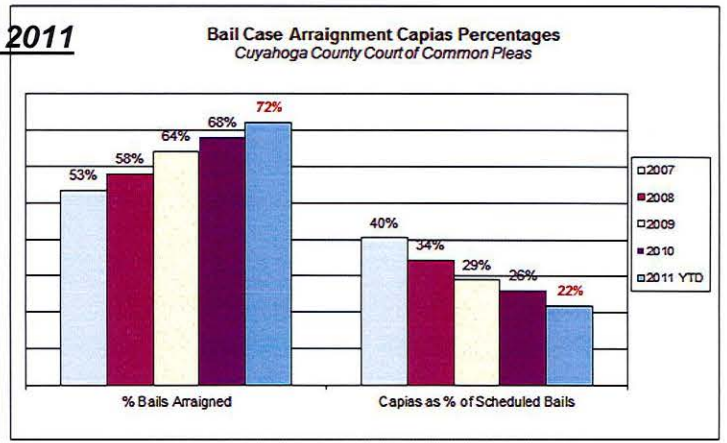
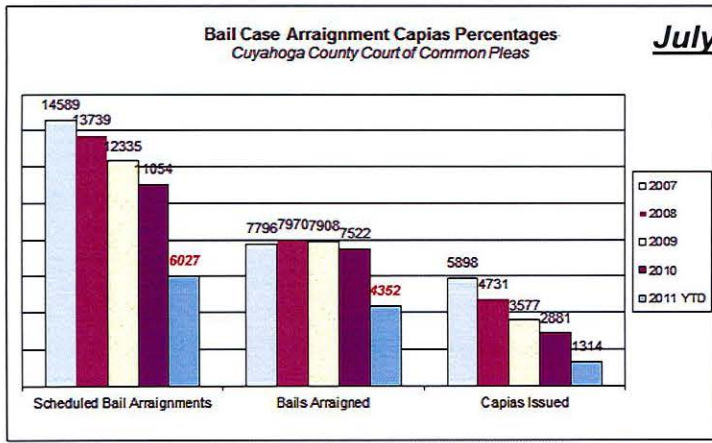
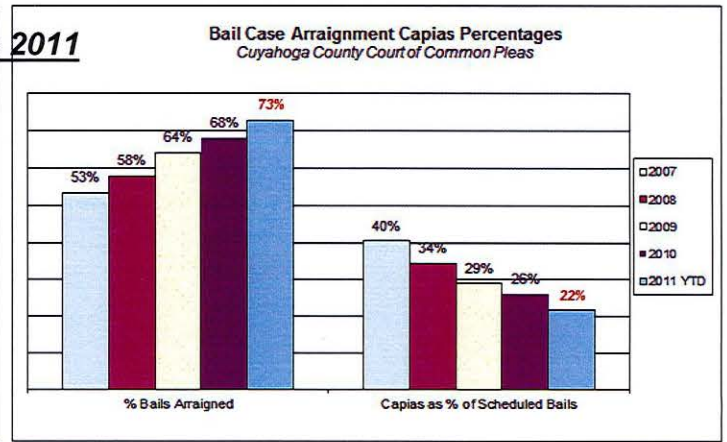
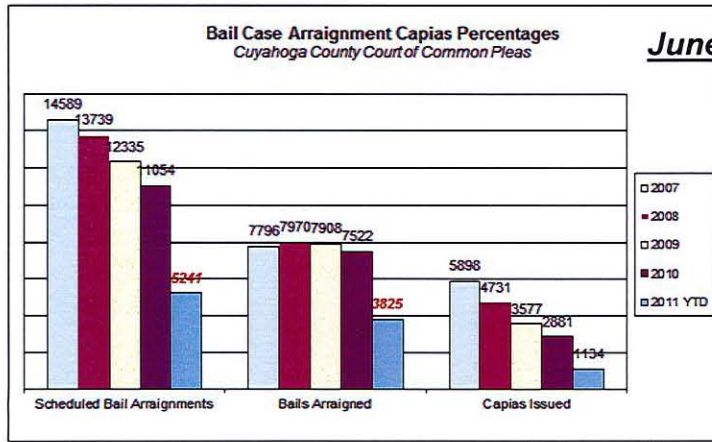
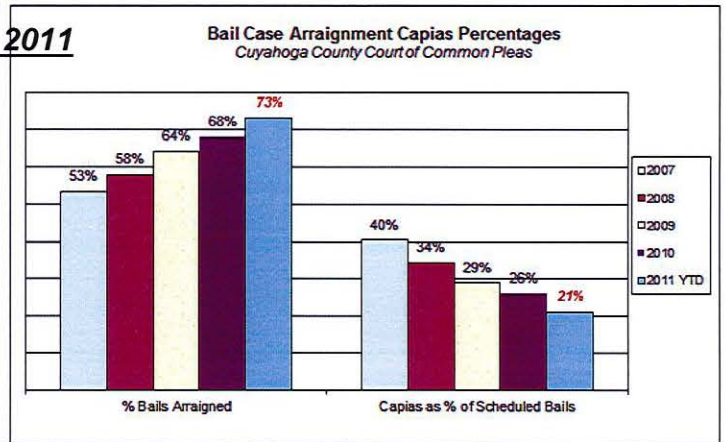
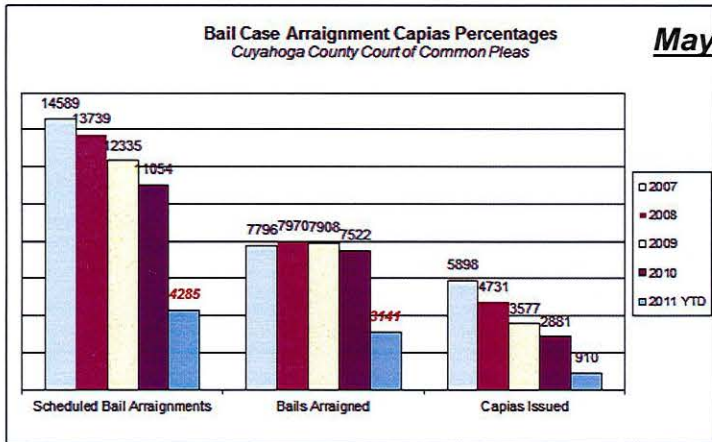
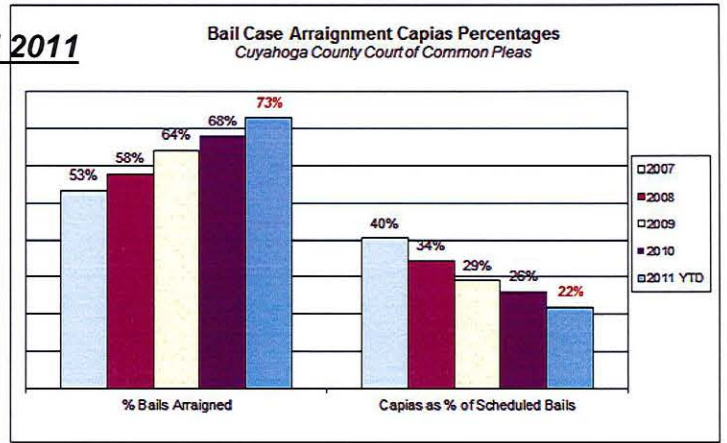
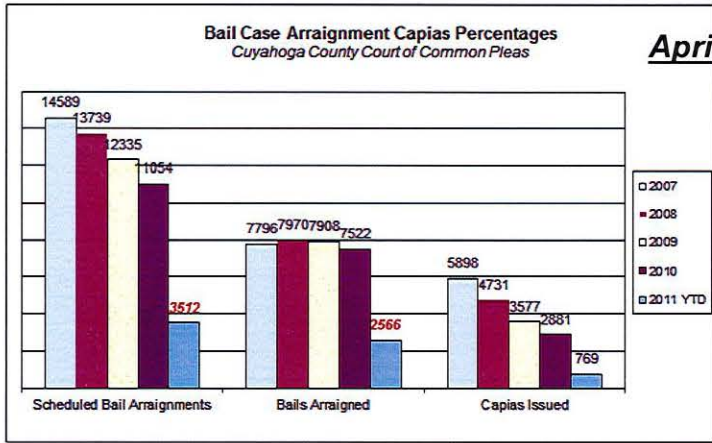
# CUYAHOGA COUNTY COMMON PLEAS COURT

There was a minor error in the Bail Case Arraignment Activity and Bail Case Arraignment Capias Percentages charts in January 2011. The error was not discovered until December 2011. Consequently, the aforementioned charts posted with the court statistics from January 2011 – November 2011 are incorrect.

The following charts reflect the corrections highlighted in red.

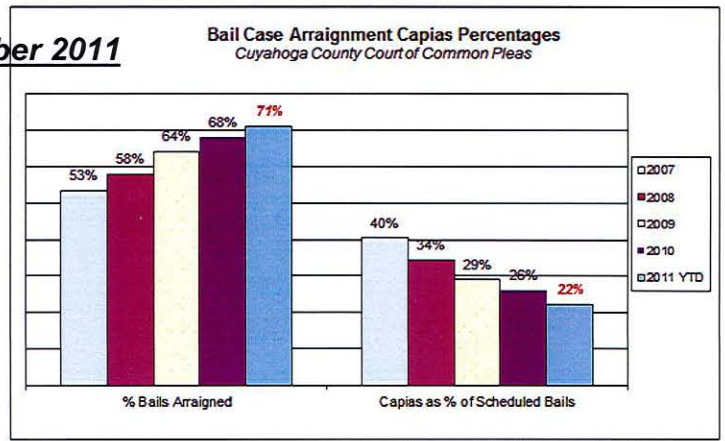
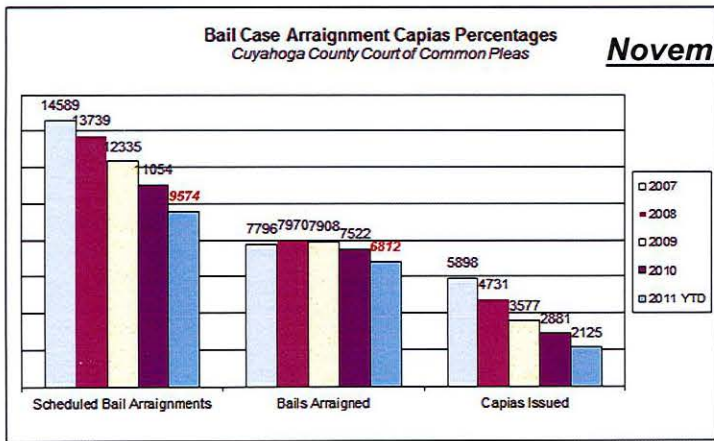
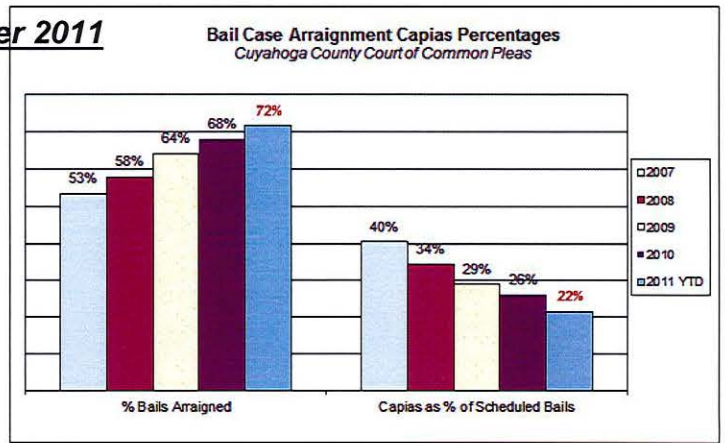
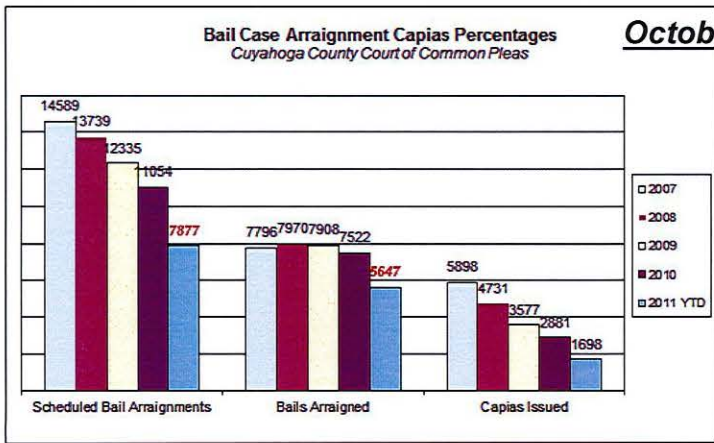
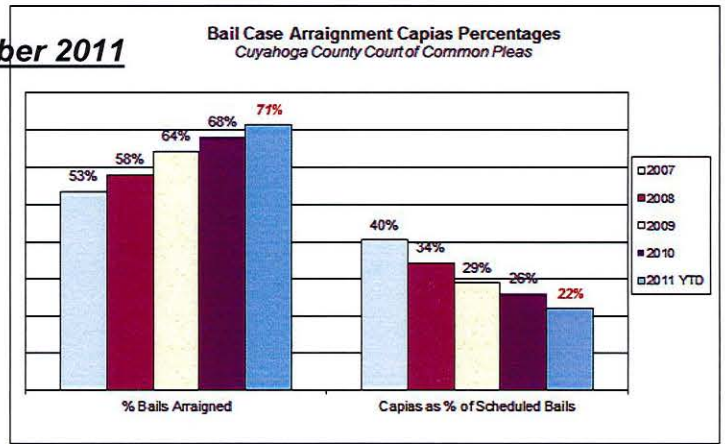
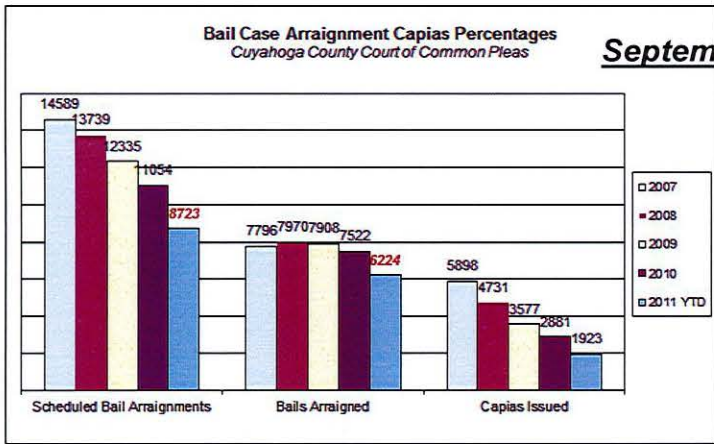
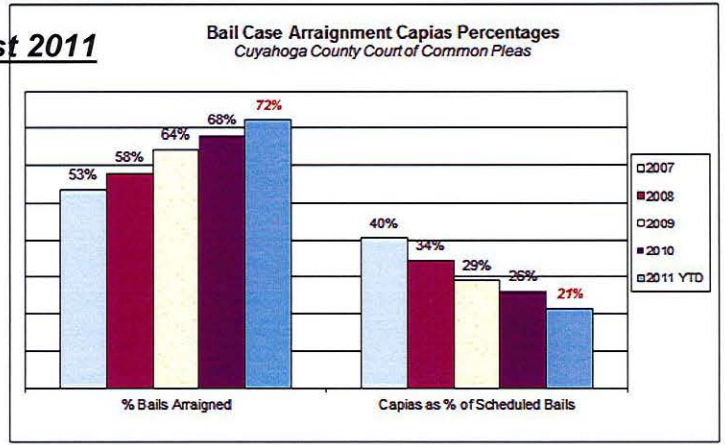
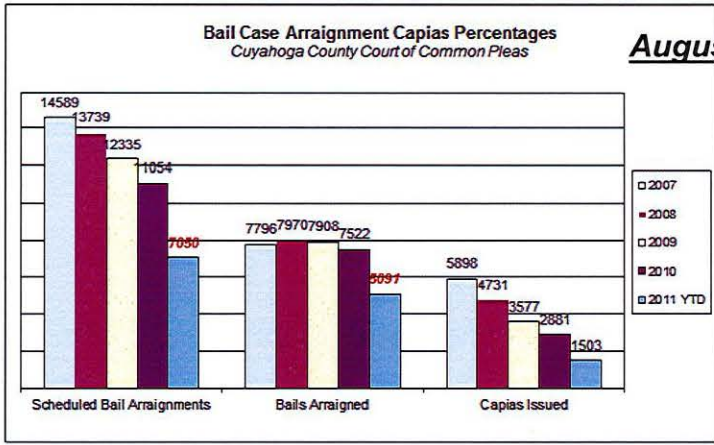


# CUYAHOGA COUNTY COMMON PLEAS COURT





# CUYAHOGA COUNTY COMMON PLEAS COURT



# CUYAHOGA COUNTY COMMON PLEAS COURT

There was a minor error in the New Marsh. Of Lien/Quite Title/Partition Case Filings by Month, Total New Judicial Foreclosure Filings by Month for Year 2010 and Total New Judicial Foreclosure Filings 1996-2010 for the month of March 2010.

The following charts reflect the **original** and **corrected** numbers.

