



CUYAHOGA COUNTY COMMON PLEAS COURT

***Statistics Report
December 2011***

***Nancy A. Fuerst
Administrative and Presiding Judge***

TABLE OF CONTENTS

Criminal Statistics

Newly Filed, Re-Activated and Transferred in Cases _____	4
Yearly Criminal Terminations _____	5
Pending Criminal Cases End of Period _____	6
Clearance Rate _____	7
Arrest to Disposition Timeline _____	8
Average Arrest to Disposition Timeline (Jail Cases) _____	9
Average Arrest to Disposition Timeline (Non-Jail Cases) _____	10
Average Arrest to Disposition Timeline (Jail and Non-Jail Cases) _____	11
Yearly Average Arrest to Disposition Timeline _____	12
Indictments and Informations Filed With the Clerk of Courts _____	13
Bail Case Arraignment Activity _____	14
Overall Arraignment Statistics _____	15

Foreclosure Statistics

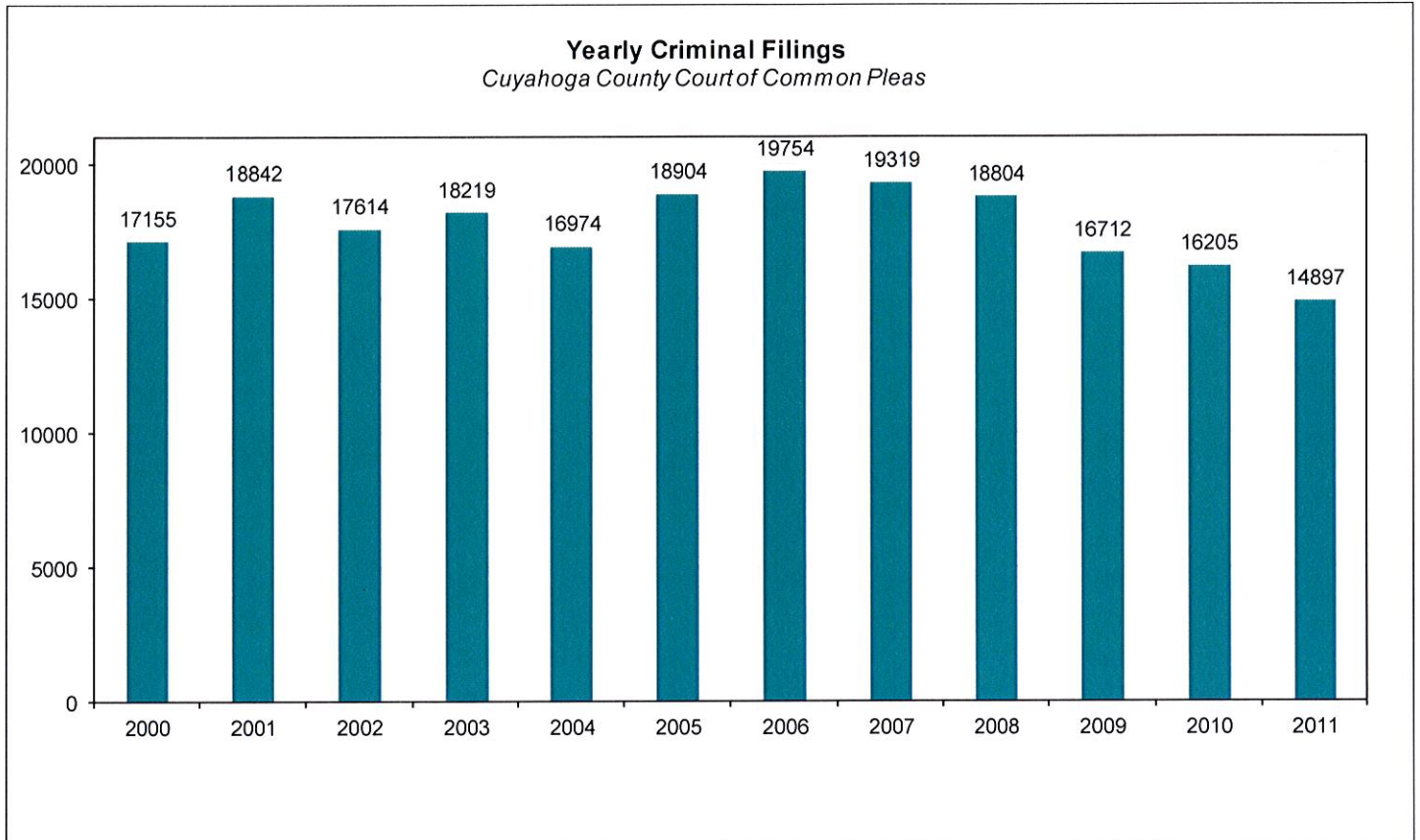
Total Pending Judicial Foreclosure Cases Referred to Magistrates (A) _____	17
Total Pending Judicial Foreclosure Cases Referred to Magistrates (B) _____	18
Total Pending Judicial Foreclosure Cases Referred to Magistrates (C) _____	19
Total Pending Tax Lien & Certificate Cases Referred to Magistrates (A) _____	20
Total Pending Tax Lien & Certificate Cases Referred to Magistrates (B) _____	21
Total Pending Tax Lien & Certificate Cases Referred to Magistrates (C) _____	22
Percentage of Pending Judicial Foreclosure Cases By Filing Year _____	23
Judicial Foreclosure Clearance Rate Year 2009 _____	24
Judicial Foreclosure Clearance Rate Year 2010 _____	25
Judicial Foreclosure Clearance Rate Year 2011 _____	26
Avg. Number of Days to Disp. (Excl. Bank. Stays & Tax Lien & Tax Cert.) _____	27
Avg. Number of Days to Disp. (Excl. Bank. Stays & Incl. Tax Lien & Tax Cert.) _____	28
Total New Judicial Foreclosure Filings _____	29
New Marsh of Lien/Quiet Title/Partition Case Filings by Month for Year 2009 – 2011 YTD _____	30
New Tax Lien & Certificate Filings by Month for Year 2009 – 2011 YTD _____	31
Total New Judicial Foreclosure Filings by Month for Year 2009 – 2011 YTD _____	32
Magistrate’s Monthly Reports _____	33
Report CMSR1062 - Judicial Foreclosure Statistics by Judge _____	41
Monthly Summary _____	48
Year to Date Summary _____	50
Corrections/Adjustments _____	52

Criminal Case Statistics

CUYAHOGA COUNTY COMMON PLEAS COURT

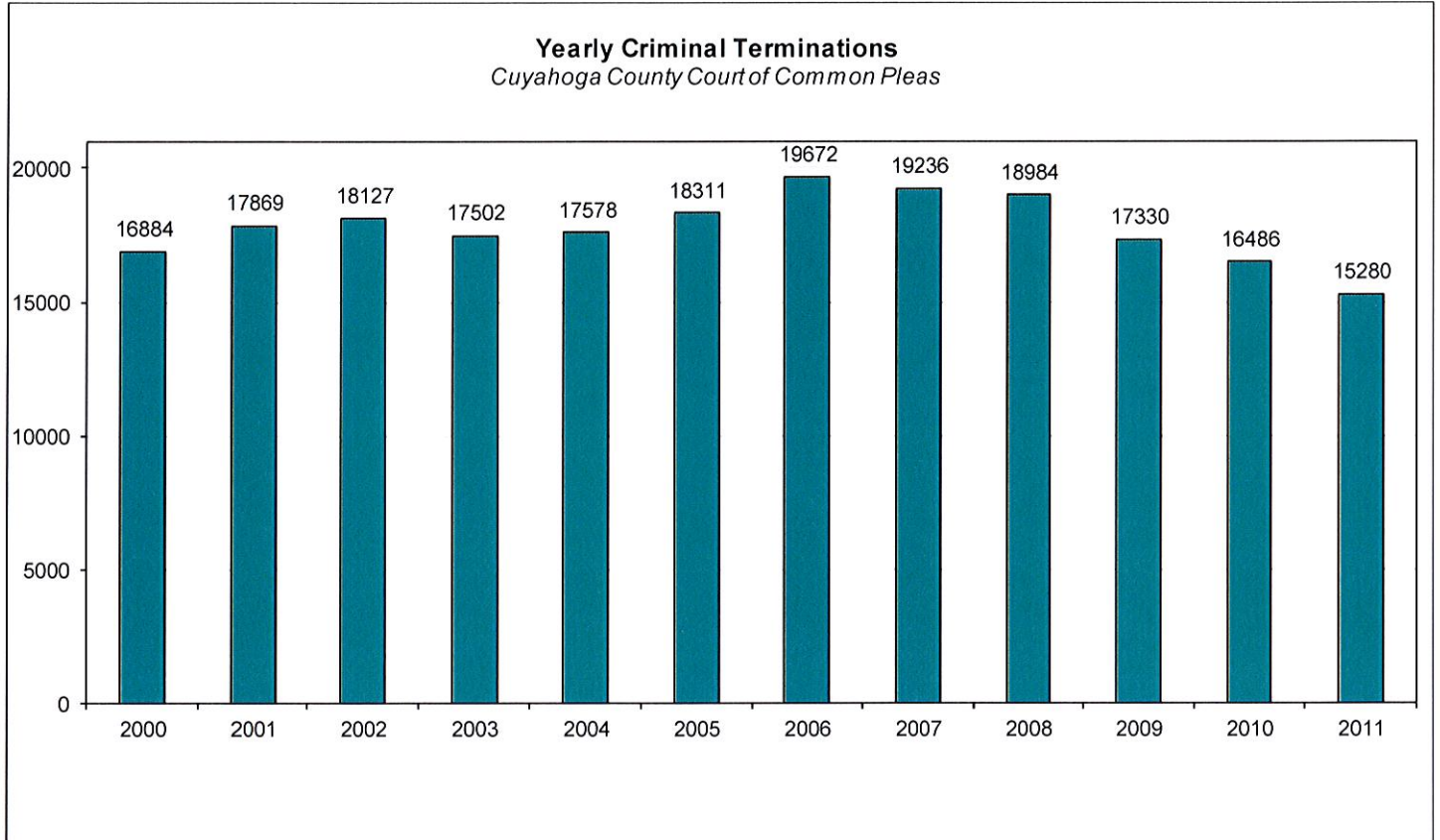
Newly Filed, Re-Activated and Transferred in Cases

The following chart is a representation of all newly filed cases in Cuyahoga County Court of Common Pleas from 2000 – December 2011. Newly filed cases are defined as having been arraigned and assigned to a Judge. Re-activated cases are defined as cases where a defendant was unavailable for trial and has now become ready to proceed. Transferred cases are defined as cases moved from one judge's docket to another. This could be due to re-assignment to a Mental Health Judge or after additional information indicates that by Court rule, the case should have been assigned to another Judge.



Yearly Criminal Terminations

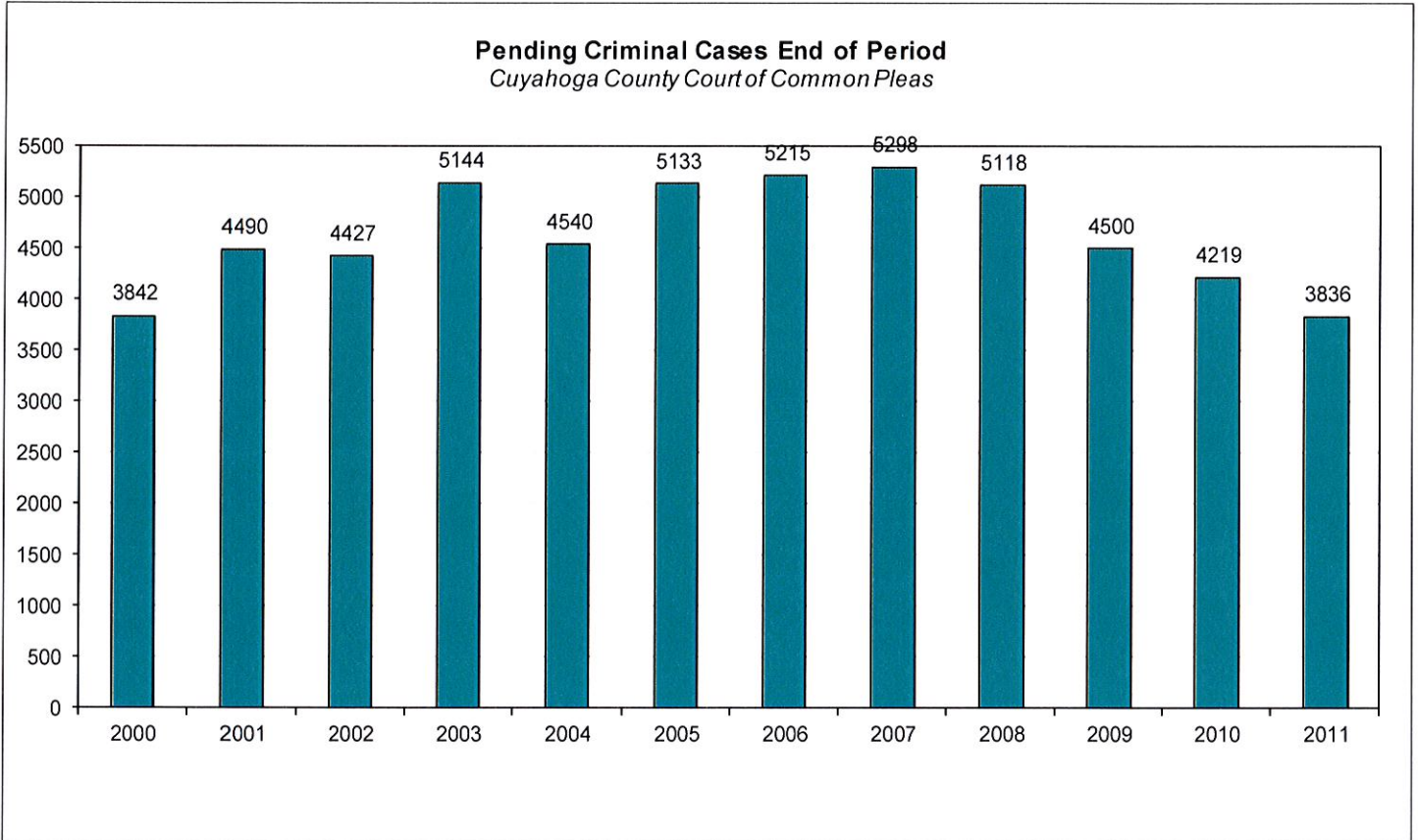
The following chart represents cases that have been terminated by the court from 2000 – December 2011. These cases have been terminated either by trial; plea, dismissal or a defendant is unavailable for trial or sentencing.



CUYAHOGA COUNTY COMMON PLEAS COURT

Pending Criminal Cases End of Period

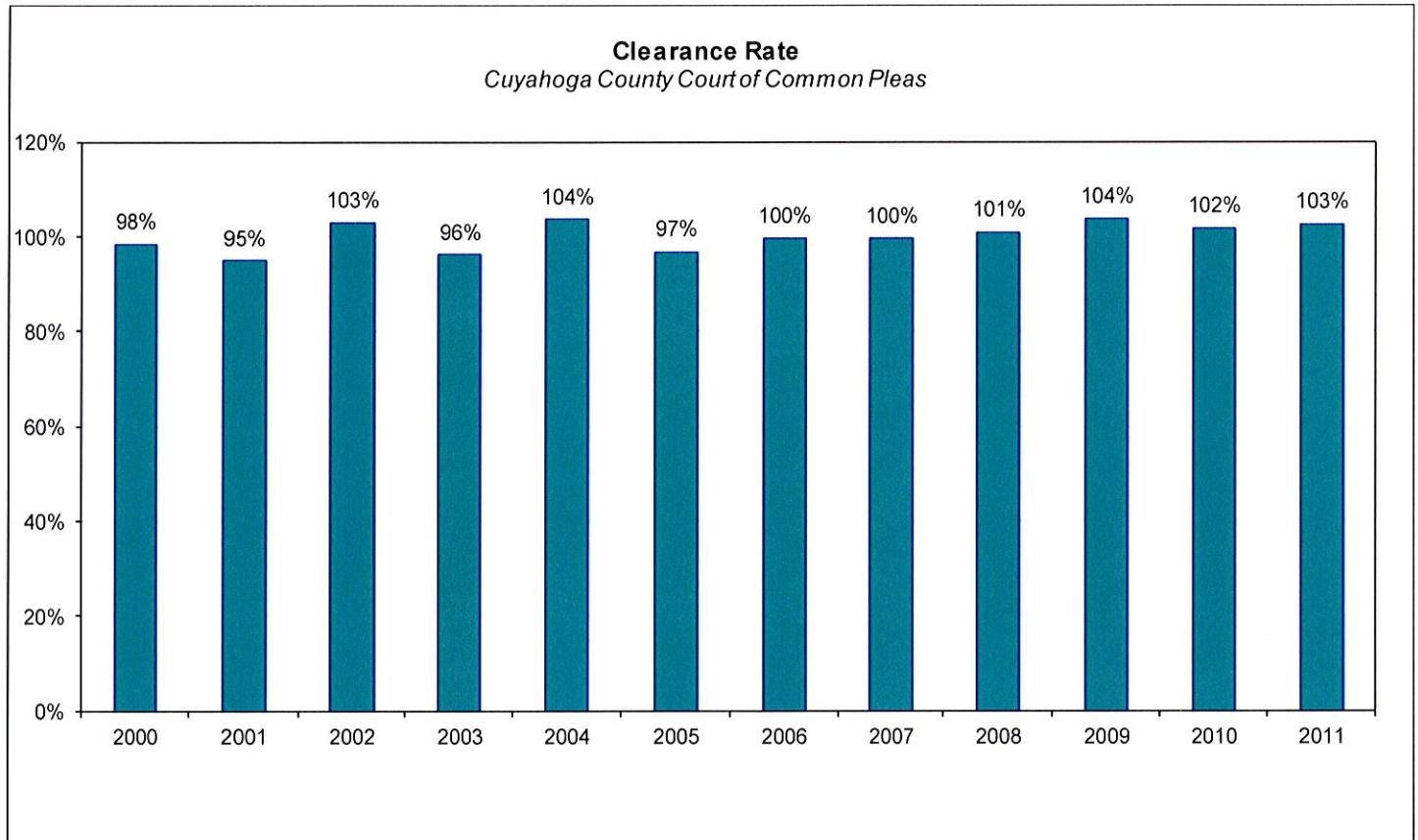
The following chart represents the total number of cases pending at the end of the reporting period from 2000 – December 2011. Pending criminal cases at the end of the period is determined by adding the total number of pending cases at the beginning of the reporting period, and all newly filed, re-activated and transferred in cases. The total number of cases terminated in the period is subtracted from the sum total pending at the beginning of the period to give the value pending at the end of the period.



CUYAHOGA COUNTY COMMON PLEAS COURT

Clearance Rate

The Clearance Rate is the total number of outgoing cases as a percentage of the number of incoming cases. Clearance rate measures whether the court is keeping up with its incoming caseload. If cases are not disposed in a timely manner, a backlog of cases awaiting disposition will grow. A Clearance Rate of 100% indicates that at least as many cases have been filed, reopened, or reactivated in a period have been disposed.



Arrest to Disposition Timeline

Arrest to disposition timeline is a method to measure how felony cases flow through the Cuyahoga County Criminal Justice System. By capturing how long a case takes to move from stage to stage, we can examine where problems may exist and where potential improvements in case processing can be made.

The source data was extracted from the Cuyahoga County Court of Common Pleas Case Management System. The overall population of sample data was based on cases terminated in a given month excluding cases that have gone through diversion programs. A case is defined as a defendant and all charges involved in a single incident. The period for the extracted data is from December 2011.

The stages examined were:

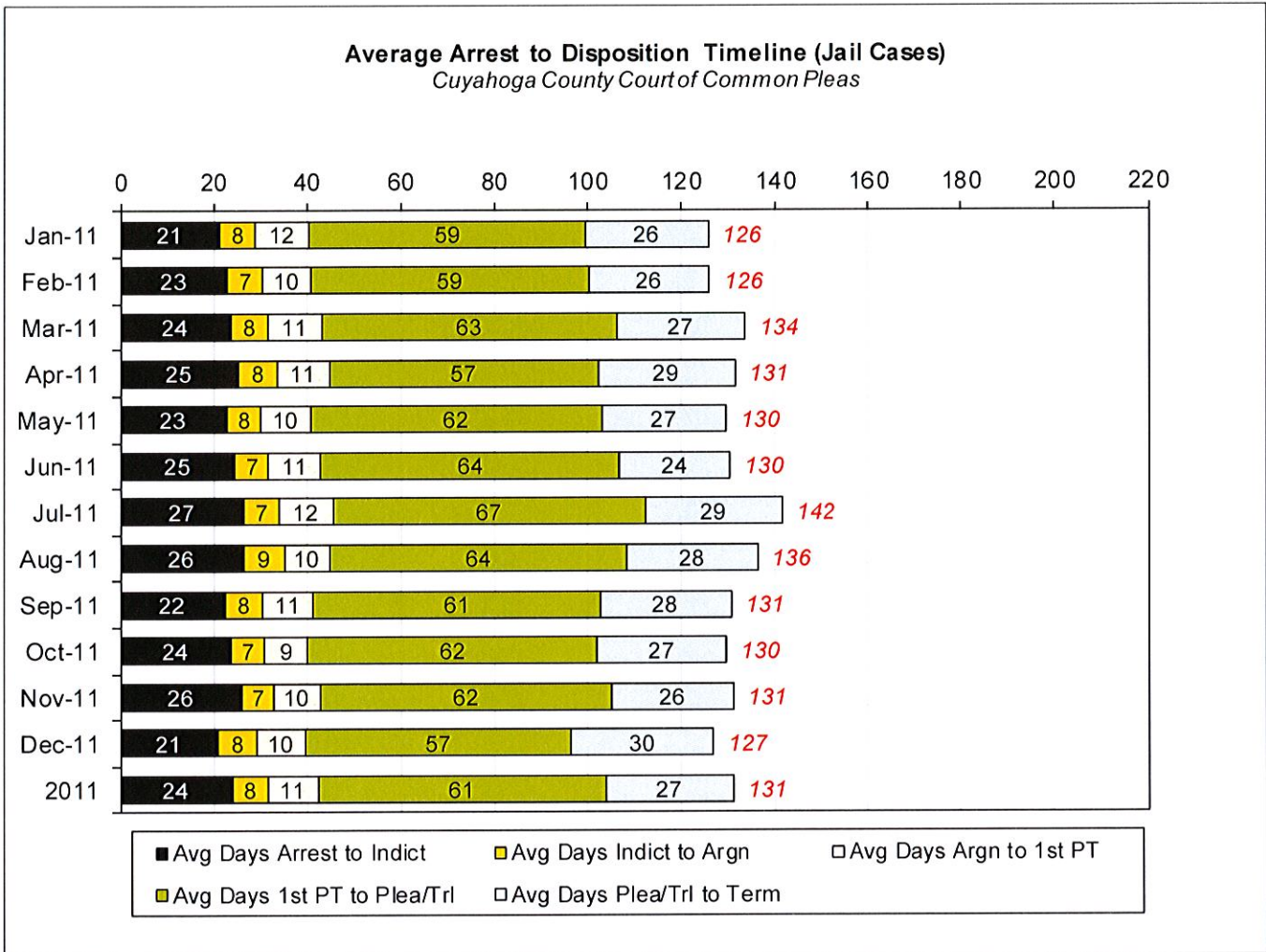
Arrest to Indictment
Indictment to Arraignment
Arraignment to 1st Pre-Trial
1st Pre-Trial to Plea/Trial
Plea/Trial to Termination

Due to the fact that each case may or may not have all of the stage date elements, a method to arrive at stage averages was applied. For a case to be included in the average for a stage there would need to be both dates for the given stage. A case would be included in the Arrest to Indictment stage if both arrest date and indictment date were available. This method was applied to each of the five stages. Next we calculated the total number of cases that met the date criteria for each of the ranges and also the total number of days between each date. To arrive at an average, the total number of days for each case in each range was calculated and divided by the total number of cases that met the date criteria. If a case had a time period or periods where the defendant was capiased or referred to the Psych Clinic, that amount of time was subtracted from the appropriate range. For re-indicted cases, the original arrest date is used.

The following three charts are for Jail, Non-Jail and combined Jail and Non-Jail cases. Jail and Non-Jail cases are defined by the status of the defendant at arraignment.

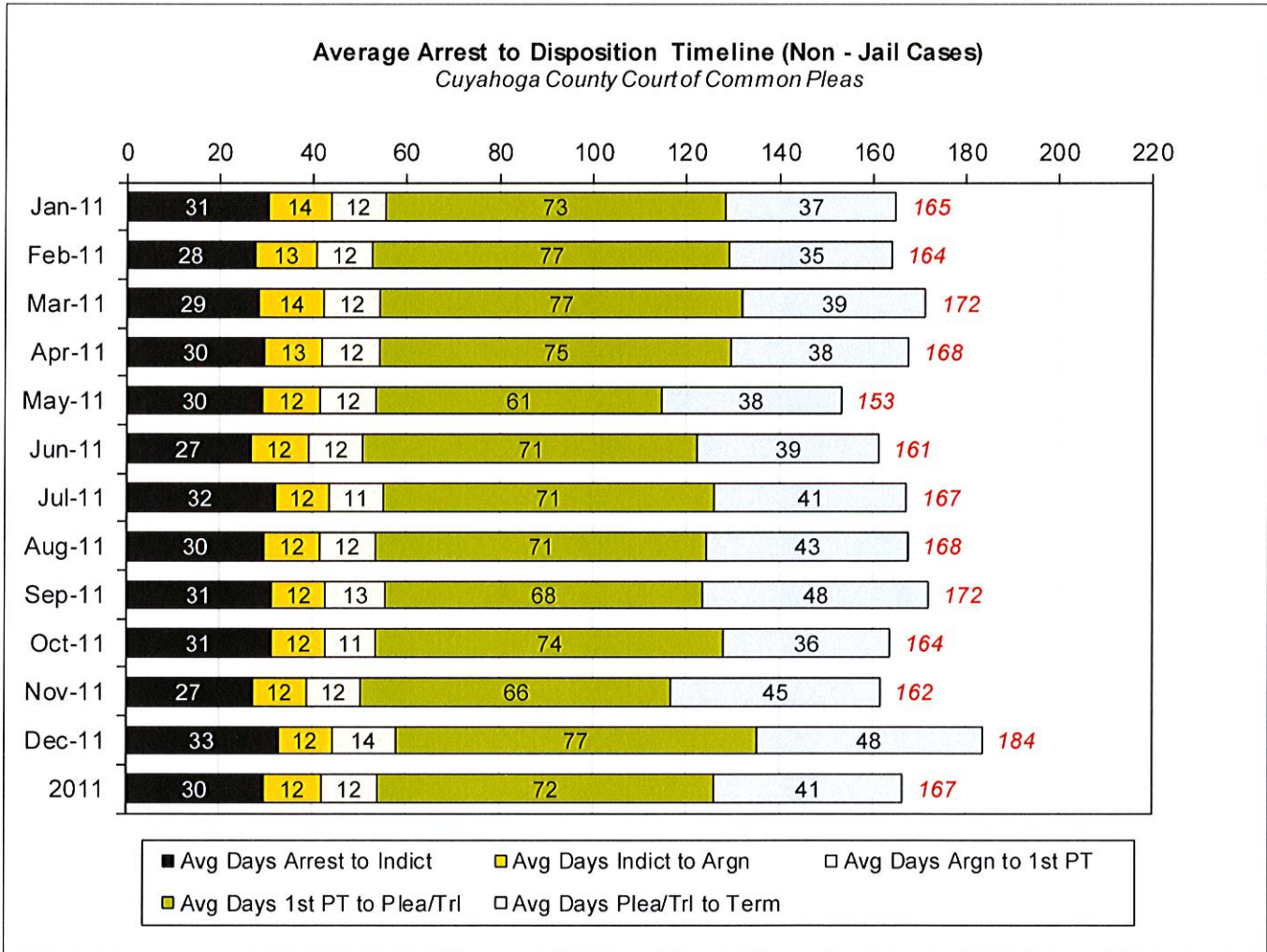
CUYAHOGA COUNTY COMMON PLEAS COURT

Average Arrest to Disposition Timeline (Jail Cases)



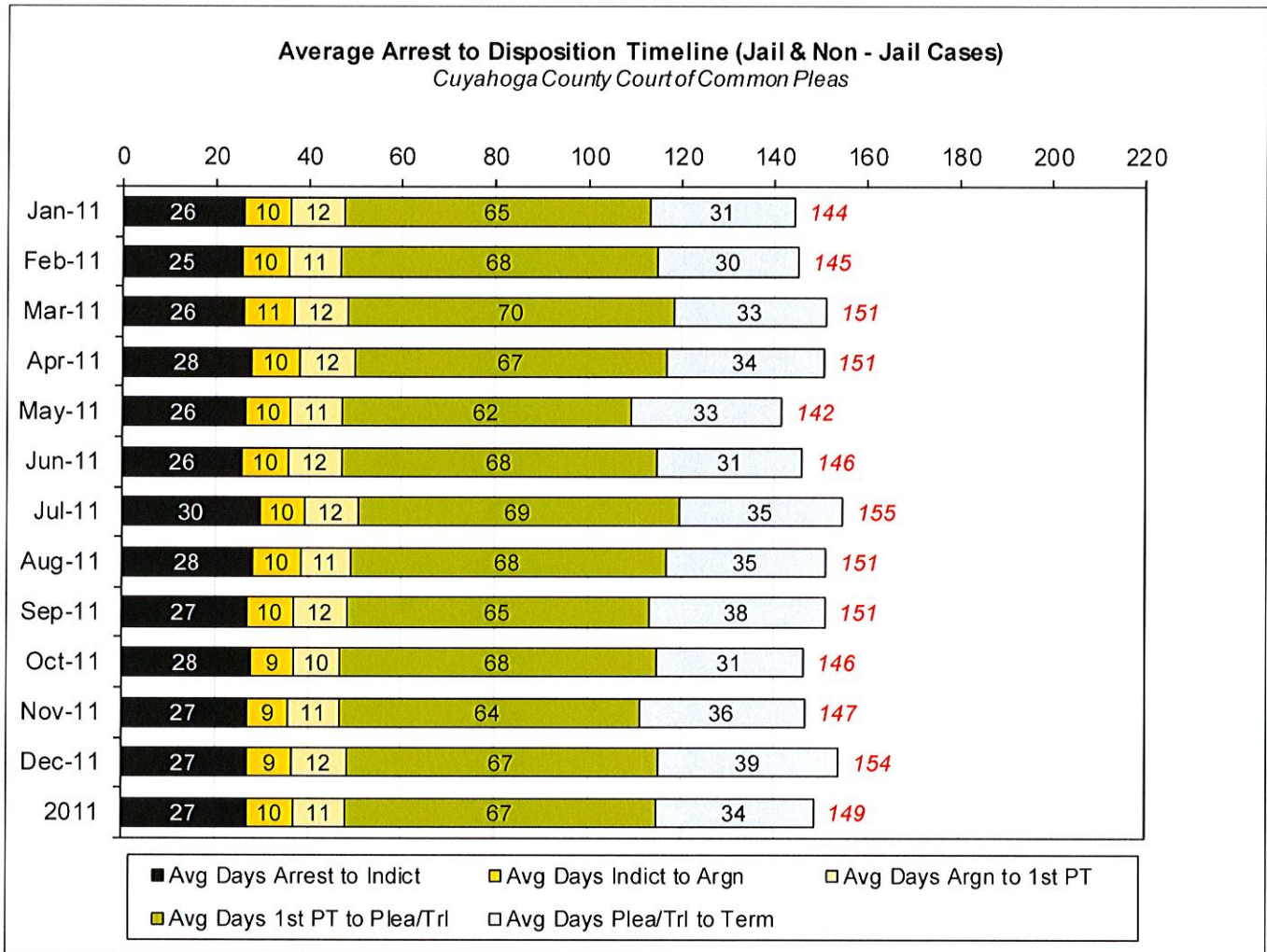
CUYAHOGA COUNTY COMMON PLEAS COURT

Average Arrest to Disposition Timeline (Non-Jail Cases)



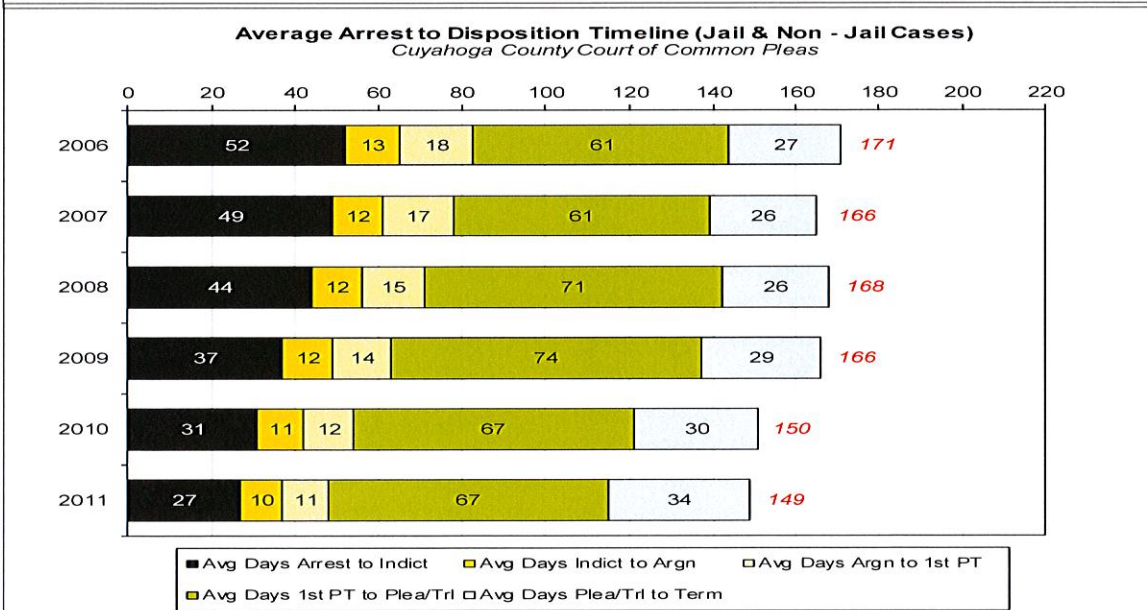
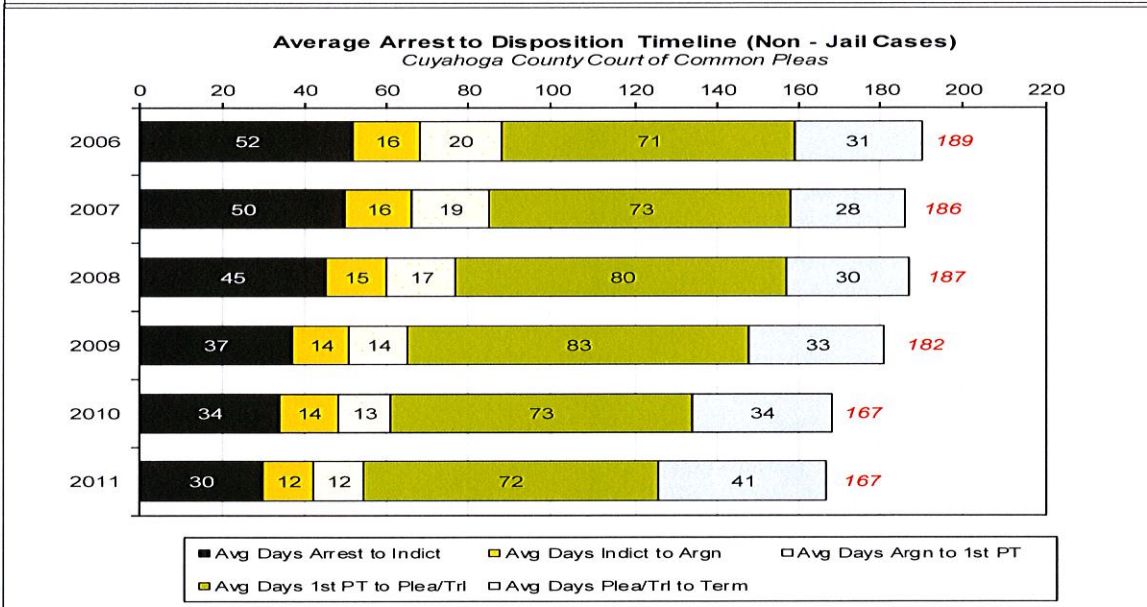
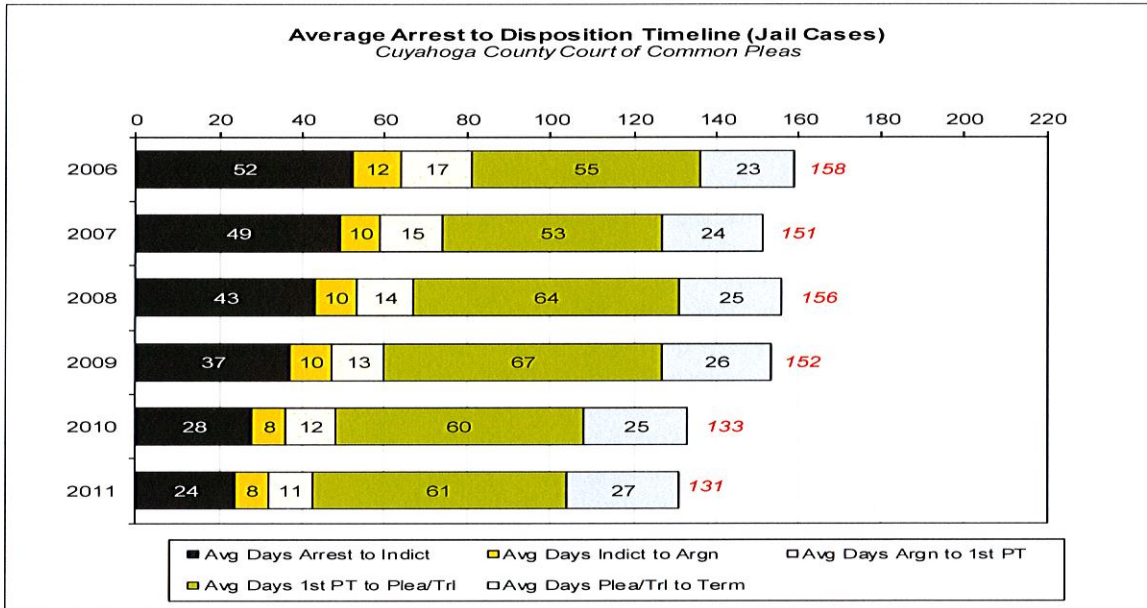
CUYAHOGA COUNTY COMMON PLEAS COURT

Average Arrest to Disposition Timeline (Jail and Non-Jail Cases)



CUYAHOGA COUNTY COMMON PLEAS COURT

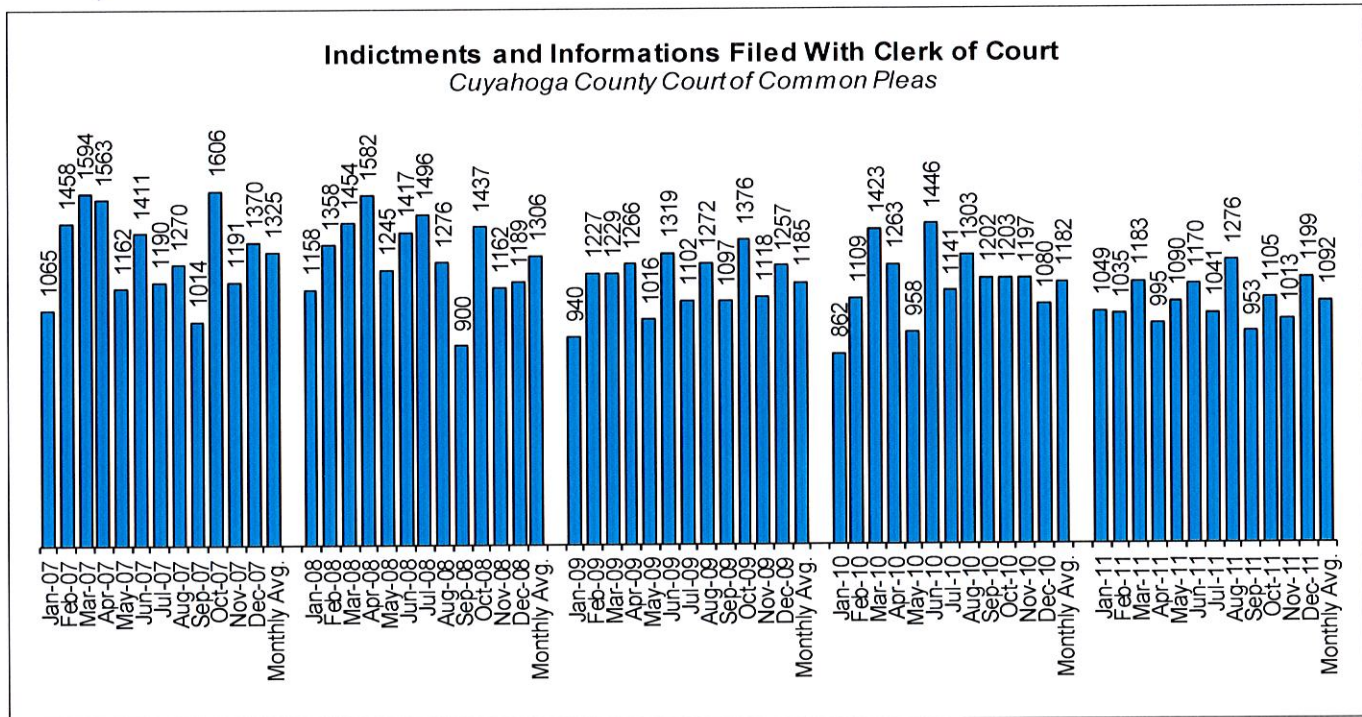
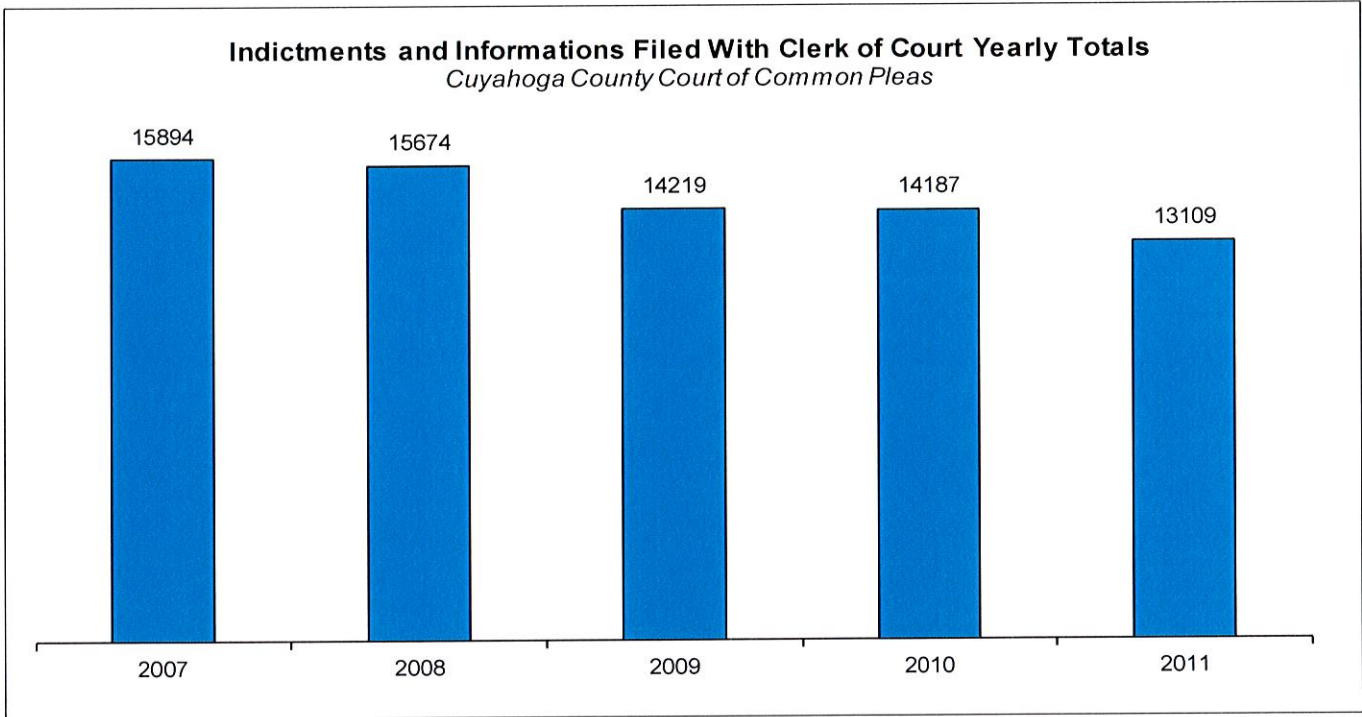
Yearly Average Arrest to Disposition Timeline



CUYAHOGA COUNTY COMMON PLEAS COURT

Indictments and Informations Filed With the Clerk of Courts

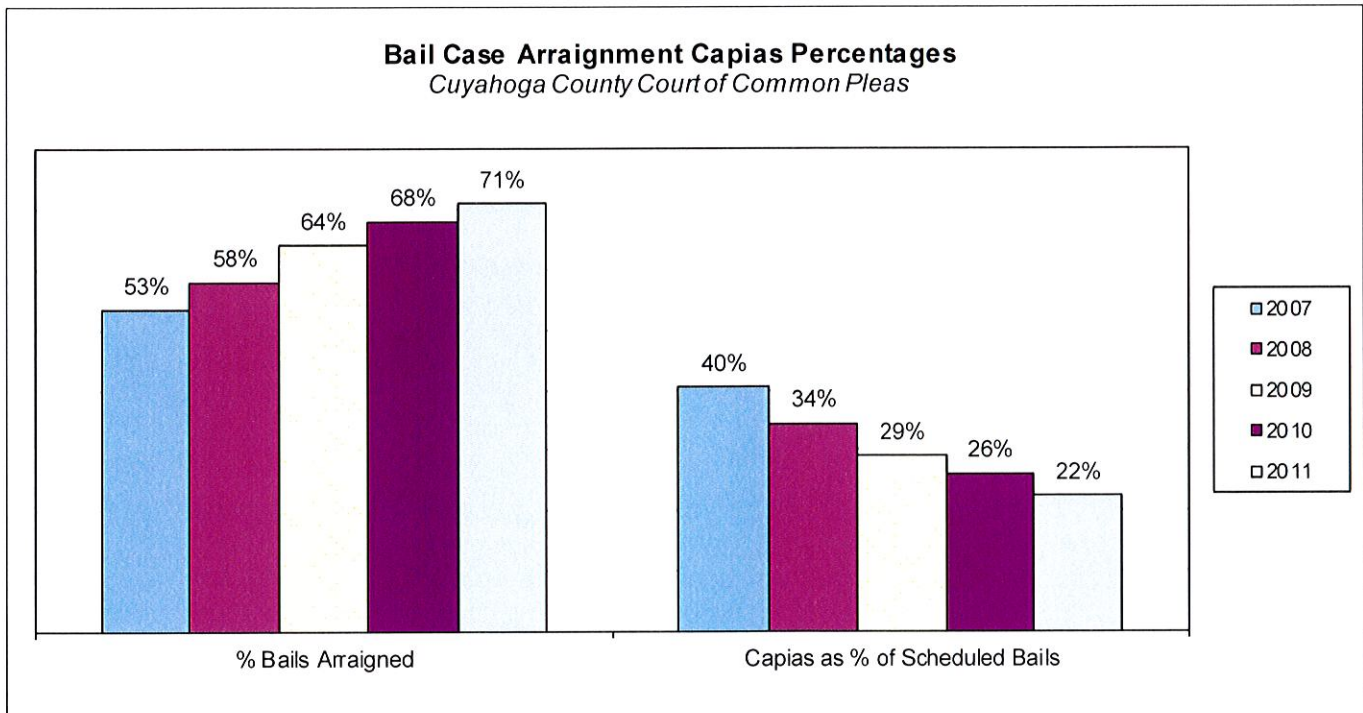
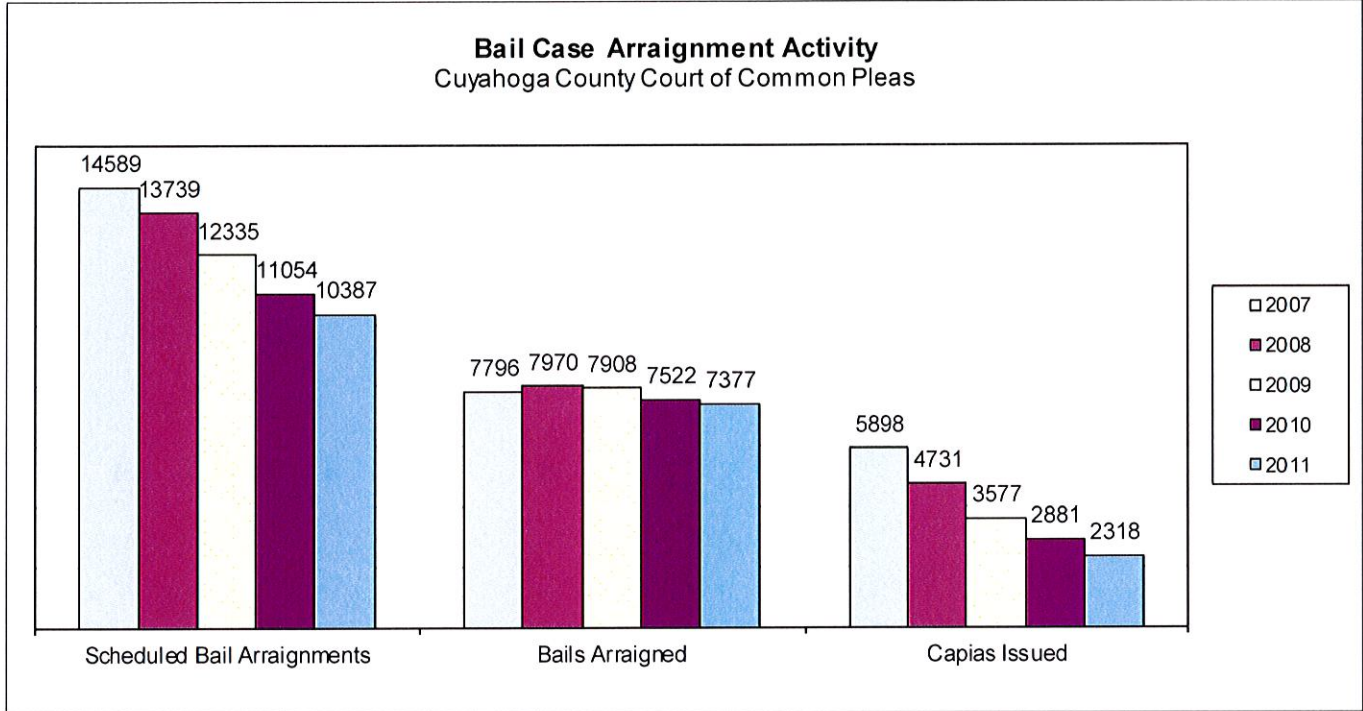
The following charts are reflective of Indictments and Informations filed with the Criminal Clerk of Courts from 2007. The source for this information was the Criminal Clerk's Office.



CUYAHOGA COUNTY COMMON PLEAS COURT

Bail Case Arraignment Activity

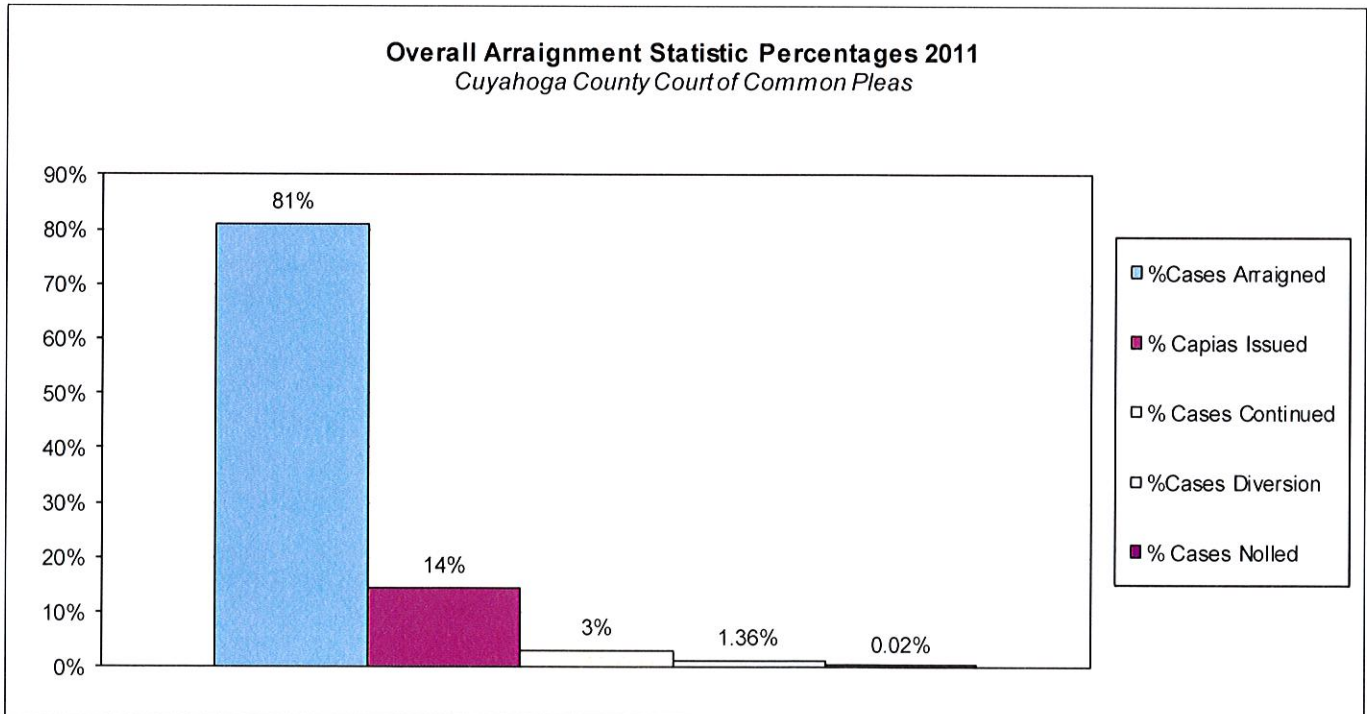
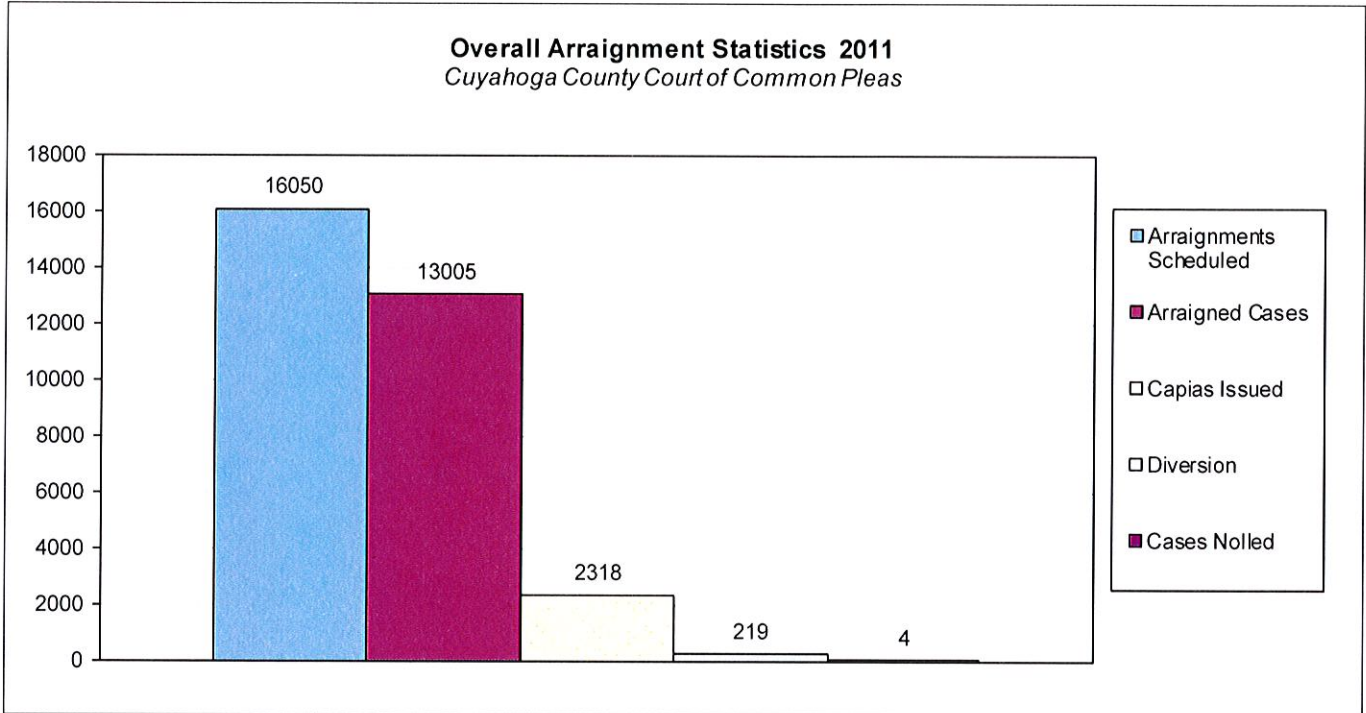
The following charts are reflective of arraignment activity where the defendant was not incarcerated at the time of arraignment. The source for this information was the Criminal Records Department.



CUYAHOGA COUNTY COMMON PLEAS COURT

Overall Arraignment Statistics

The arraignment statistics were provided by the Criminal Records Department. They are provided to give a representation of arraignment activity in the Court in 2011. These statistics include jail and non – jail arraignments.



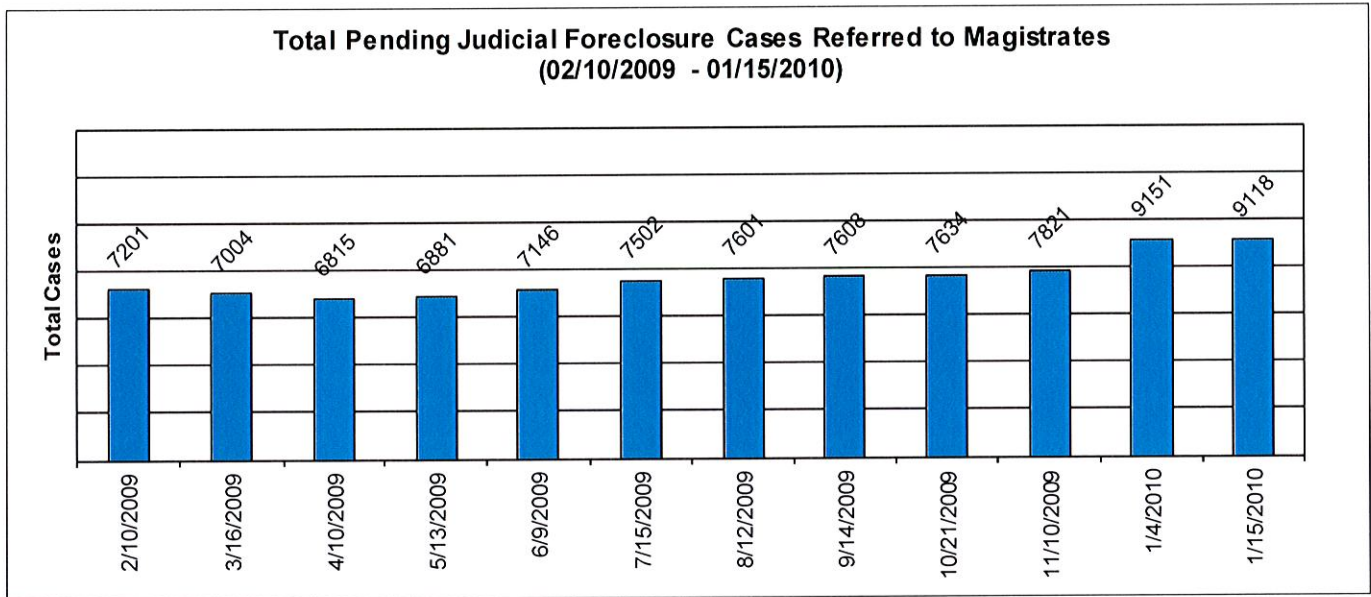
Judicial Foreclosure Statistics¹

¹ For clarification purposes, Foreclosure cases in this report are identified as Judicial Foreclosure filings (filing codes 1460 (Foreclosure Marsh. Of Lien), 1465(Tax Lien), 1466 (Tax Certificate), 1470 (Quiet Title), and 1480 (Partition)). These cases are different from Board of Revision Foreclosures, which are not reported here.

CUYAHOGA COUNTY COMMON PLEAS COURT

Total Pending Judicial Foreclosure Cases Referred to Magistrates (A)

The following chart is a display of the total number of pending Judicial Foreclosure cases referred to the Magistrates on specific dates. The table below shows the number of these cases pending for each year since 1990.

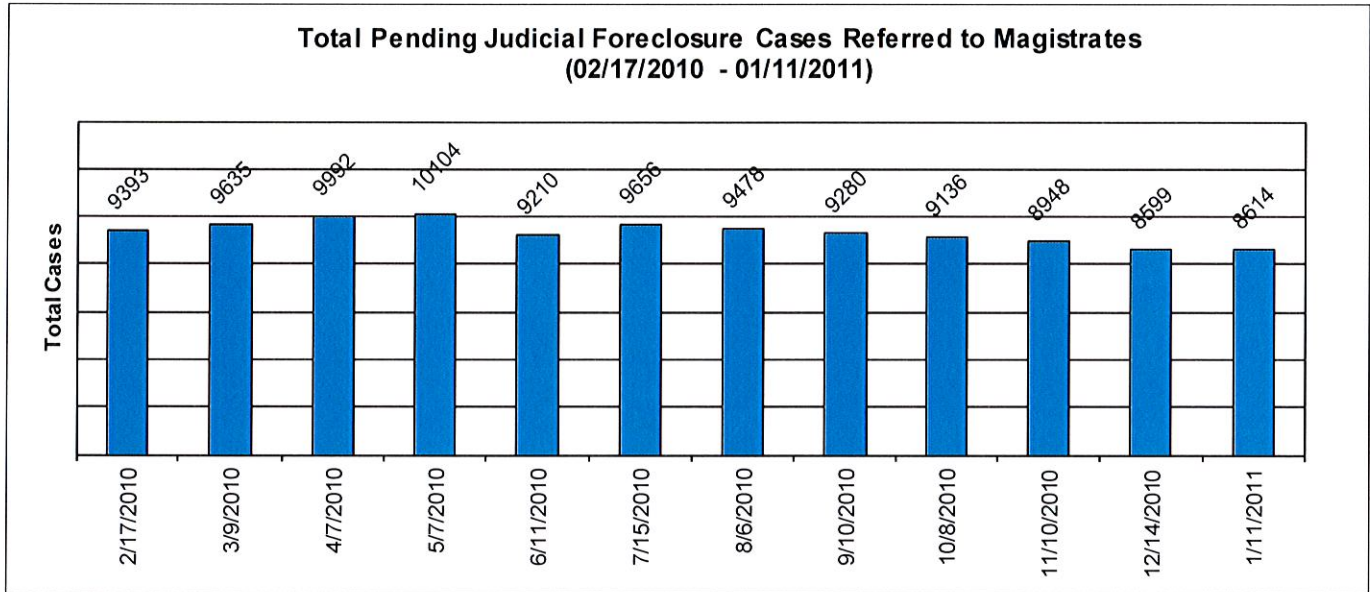


	As of:	2/10/2009	3/16/2009	4/10/2009	5/13/2009	6/9/2009	7/15/2009	8/12/2009	9/14/2009	10/21/2009	11/10/2009	1/4/2010	1/15/2010
Year													
1990		0	0	0	0	0	0	0	0	0	0	0	0
1991		0	0	0	0	0	0	0	0	0	0	0	0
1992		0	0	0	0	0	0	0	0	0	0	0	0
1993		0	0	0	0	0	0	0	0	0	0	0	0
1994		0	0	0	0	0	0	0	0	0	0	0	0
1995		0	0	0	0	0	0	0	0	0	0	0	0
1996		0	0	0	0	0	0	0	0	0	0	0	0
1997		0	0	0	0	0	0	0	0	0	0	0	0
1998		0	0	0	1	0	0	0	0	0	0	0	0
1999		0	0	0	0	0	0	0	0	0	0	0	0
2000		2	2	2	2	2	2	3	2	2	3	2	2
2001		2	1	1	1	1	1	1	1	1	1	1	1
2002		3	2	3	3	3	3	1	1	1	1	1	1
2003		10	12	14	11	11	11	11	9	8	8	8	7
2004		20	16	15	16	16	16	15	15	15	14	13	13
2005		22	19	20	19	18	16	16	16	16	12	13	13
2006		106	90	84	65	62	56	49	42	30	27	25	25
2007		399	314	263	231	203	165	145	129	107	98	88	80
2008		5533	4356	3585	2980	2510	2030	1719	1439	1162	1009	776	720
2009		1104	2192	2828	3552	4320	5202	5641	5954	6292	6648	8224	7933
2010													323
Total		7201	7004	6815	6881	7146	7502	7601	7608	7634	7821	9151	9118

CUYAHOGA COUNTY COMMON PLEAS COURT

Total Pending Judicial Foreclosure Cases Referred to Magistrates (B)

The following chart is a display of the total number of pending Judicial Foreclosure cases referred to the Magistrates on specific dates. The table below shows the number of these cases pending from each year since 1990.

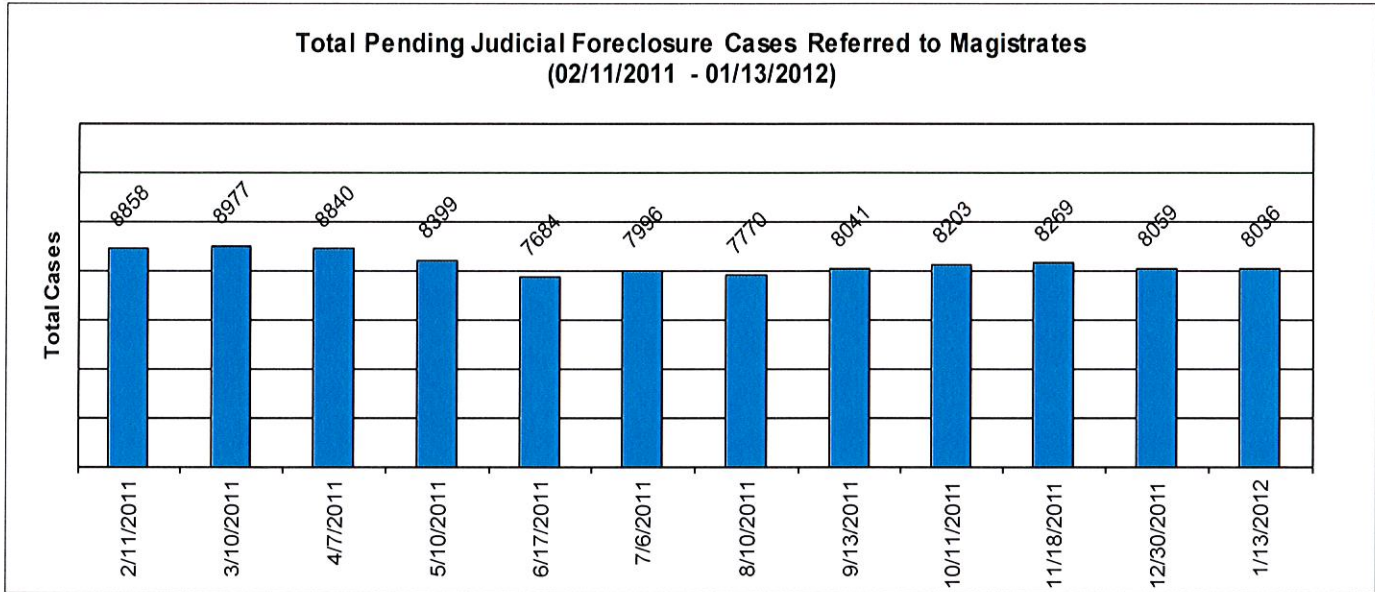


	As of:	2/17/2010	3/9/2010	4/7/2010	5/7/2010	6/11/2010	7/15/2010	8/6/2010	9/10/2010	10/8/2010	11/10/2010	12/14/2010	1/11/2011
Year													
1990		0	0	0	0	0	0	0	0	0	0	0	0
1991		0	0	0	0	0	0	0	0	0	0	0	0
1992		0	0	0	0	0	0	0	0	1	0	1	0
1993		0	0	0	0	0	0	0	0	0	0	0	0
1994		0	0	0	0	0	0	0	0	0	0	0	0
1995		0	0	0	0	0	0	0	0	0	1	0	0
1996		0	0	0	0	0	0	0	0	1	1	1	1
1997		0	0	0	0	0	0	0	0	0	0	0	0
1998		0	0	0	0	0	0	0	0	0	0	0	0
1999		0	0	0	0	0	0	0	0	1	1	0	0
2000		3	3	3	2	2	1	1	1	0	1	0	1
2001		1	1	1	0	0	0	1	0	0	0	0	0
2002		1	0	1	1	1	1	1	1	1	1	1	1
2003		6	7	7	8	8	8	6	5	6	4	4	4
2004		11	12	11	13	11	10	8	9	11	9	9	9
2005		12	13	15	11	9	12	11	9	7	8	8	9
2006		23	22	16	15	13	17	12	15	15	14	12	13
2007		69	65	63	64	61	50	47	43	37	37	33	31
2008		585	511	442	356	308	262	250	215	189	169	148	136
2009		7064	6478	5811	5137	4070	3424	2990	2527	2125	1751	1445	1282
2010		1618	2523	3622	4497	4727	5871	6151	6455	6742	6951	6937	6927
2011													200
Total		9393	9635	9992	10104	9210	9656	9478	9280	9136	8948	8599	8614

CUYAHOGA COUNTY COMMON PLEAS COURT

Total Pending Judicial Foreclosure Cases Referred to Magistrates (C)

The following chart is a display of the total number of pending Judicial Foreclosure cases referred to the Magistrates on specific dates. The table below shows the number of these cases pending from each year since 1990.

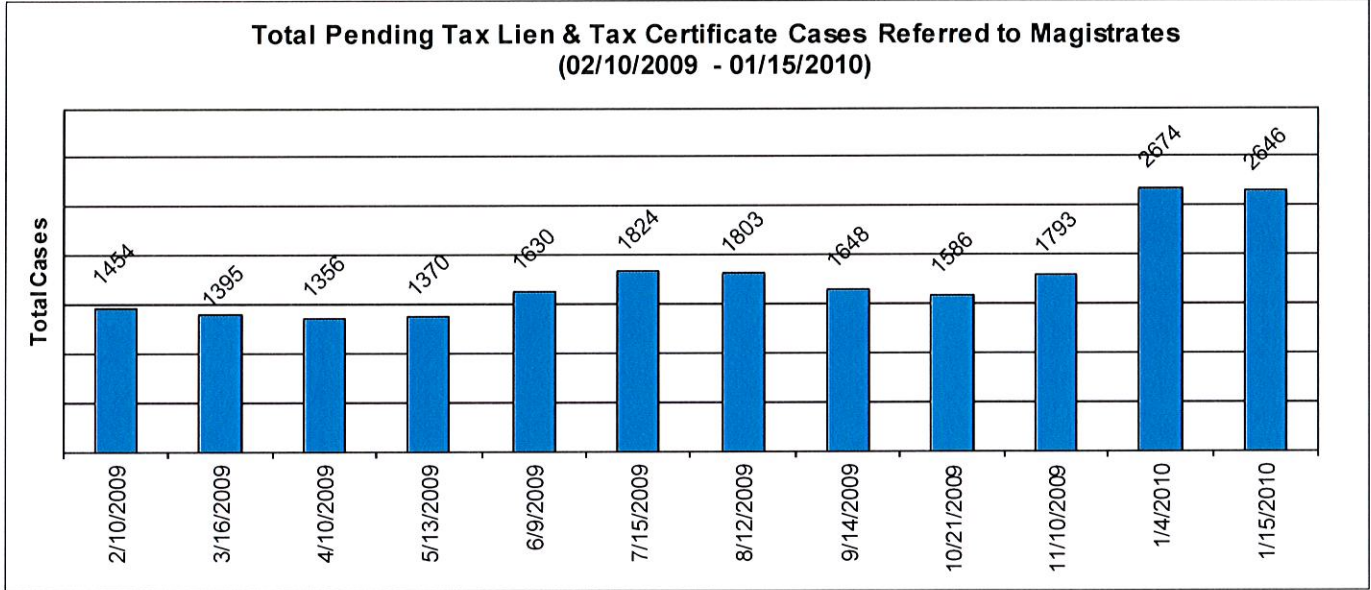


	As of:	2/11/2011	3/10/2011	4/7/2011	5/10/2011	6/17/2011	7/6/2011	8/10/2011	9/13/2011	10/11/2011	11/18/2011	12/30/2011	1/13/2012
1990		0	0	0	0	0	0	0	0	0	0	0	0
1991		0	0	0	0	0	0	0	0	0	0	0	0
1992		0	0	0	0	0	0	0	0	0	0	0	0
1993		0	0	0	0	0	0	0	0	0	0	0	0
1994		0	0	0	0	0	0	0	0	0	0	0	0
1995		0	0	0	0	0	0	0	0	0	0	0	0
1996		1	1	1	1	1	1	0	0	0	0	0	0
1997		0	0	0	0	0	0	0	0	0	0	0	0
1998		0	0	0	0	0	0	0	0	1	1	1	1
1999		0	0	0	0	0	0	0	0	0	0	0	0
2000		1	1	3	2	0	0	0	0	0	0	0	0
2001		0	0	0	0	0	0	0	0	0	0	0	0
2002		1	1	1	4	3	1	11	12	10	10	10	10
2003		4	2	2	2	2	2	2	2	2	2	2	2
2004		6	7	6	6	5	4	3	2	2	2	3	3
2005		9	7	7	6	4	4	5	3	2	2	1	1
2006		10	9	10	9	11	9	12	10	11	8	8	7
2007		29	27	26	24	22	22	20	18	20	20	17	17
2008		120	109	96	82	72	71	59	58	51	46	37	35
2009		1031	912	761	611	481	423	342	303	278	244	196	188
2010		6219	5572	4822	3979	3080	2733	2096	1720	1551	1225	951	896
2011		1427	2329	3105	3673	4003	4726	5220	5913	6275	6709	6833	6556
2012													320
Total		8858	8977	8840	8399	7684	7996	7770	8041	8203	8269	8059	8036

CUYAHOGA COUNTY COMMON PLEAS COURT

Total Pending Tax Lien & Certificate Cases Referred to Magistrates (A)

The following chart is a display of the number of pending tax Judicial Foreclosure cases referred to the Magistrates on specific dates. The table below shows the number of pending tax Judicial Foreclosure cases in each year since 1990.

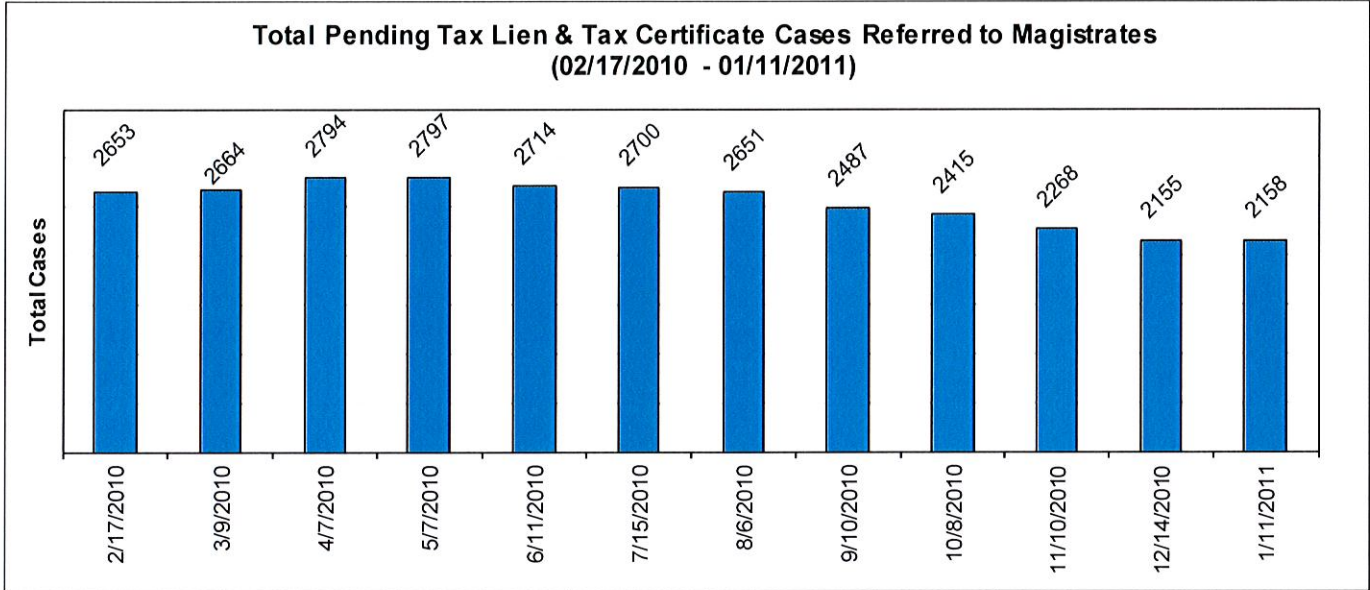


	As of:	2/10/2009	3/16/2009	4/10/2009	5/13/2009	6/9/2009	7/15/2009	8/12/2009	9/14/2009	10/21/2009	11/10/2009	1/4/2010	1/15/2010
Year													
1990		0	0	0	0	0	0	0	0	0	0	0	0
1991		0	0	0	0	0	0	0	0	0	0	0	0
1992		0	0	0	0	0	0	0	0	0	0	0	0
1993		0	0	0	0	0	0	0	0	0	0	0	0
1994		0	0	0	0	0	0	0	0	0	0	0	0
1995		0	0	0	0	0	0	0	0	0	0	0	0
1996		0	0	0	0	0	0	0	0	0	0	0	0
1997		0	0	0	0	0	0	0	0	0	0	0	0
1998		0	0	0	0	0	0	0	0	0	0	0	0
1999		0	0	0	0	0	0	0	0	0	0	0	0
2000		1	1	1	1	1	1	1	1	1	1	1	1
2001		2	1	1	1	1	1	1	1	1	1	1	1
2002		0	0	0	0	0	0	0	0	0	0	0	0
2003		1	2	2	1	1	1	1	1	1	1	1	1
2004		4	3	3	3	3	3	4	4	4	4	4	4
2005		8	4	3	3	3	3	3	2	2	2	2	2
2006		35	29	24	19	19	18	14	12	9	6	5	4
2007		77	60	45	39	36	30	24	23	16	14	13	13
2008		1244	1118	1027	922	839	697	586	464	369	318	251	228
2009		82	177	250	381	727	1070	1169	1140	1183	1446	2396	2369
2010													23
Total		1454	1395	1356	1370	1630	1824	1803	1648	1586	1793	2674	2646

CUYAHOGA COUNTY COMMON PLEAS COURT

Total Pending Tax Lien & Certificate Cases Referred to Magistrates (B)

The following chart is a display of the number of pending tax Judicial Foreclosure cases referred to the Magistrates on specific dates. The table below shows the number of pending tax Judicial Foreclosure cases in each year since 1990.




	As of:												
Year	2/17/2010	3/9/2010	4/7/2010	5/7/2010	6/11/2010	7/15/2010	8/6/2010	9/10/2010	10/8/2010	11/10/2010	12/14/2010	1/11/2011	
1990	0	0	0	0	0	0	0	0	0	0	0	0	0
1991	0	0	0	0	0	0	0	0	0	0	0	0	0
1992	0	0	0	0	0	0	0	0	0	0	0	0	0
1993	0	0	0	0	0	0	0	0	0	0	0	0	0
1994	0	0	0	0	0	0	0	0	0	0	0	0	0
1995	0	0	0	0	0	0	0	0	0	0	0	0	0
1996	0	0	0	0	0	0	0	0	0	0	0	0	0
1997	0	0	0	0	0	0	0	0	0	0	0	0	0
1998	0	0	0	0	0	0	0	0	0	0	0	0	0
1999	0	0	0	0	0	0	0	0	0	0	0	0	0
2000	1	1	1	1	1	1	1	1	0	0	0	0	0
2001	1	1	1	0	0	0	0	0	0	0	0	0	0
2002	0	0	0	1	0	0	0	0	0	0	0	0	0
2003	1	1	1	1	1	1	1	0	1	0	0	0	0
2004	4	3	3	3	3	3	3	3	3	3	3	3	3
2005	2	2	2	2	1	2	2	2	2	2	3	4	4
2006	3	3	3	4	2	4	4	4	4	5	4	6	6
2007	12	10	10	11	10	8	8	8	6	6	5	5	5
2008	186	156	133	107	91	82	77	63	55	51	45	41	41
2009	2267	2145	2054	1924	1750	1558	1422	1246	1102	908	753	674	674
2010	176	342	586	743	855	1041	1133	1160	1242	1293	1342	1425	1425
Total	2653	2664	2794	2797	2714	2700	2651	2487	2415	2268	2155	2158	

CUYAHOGA COUNTY COMMON PLEAS COURT

Total Pending Tax Lien & Certificate Cases Referred to Magistrates (C)

The following chart is a display of the number of pending tax Judicial Foreclosure cases referred to the Magistrates on specific dates. The table below shows the number of pending tax Judicial Foreclosure cases in each year since 1990.

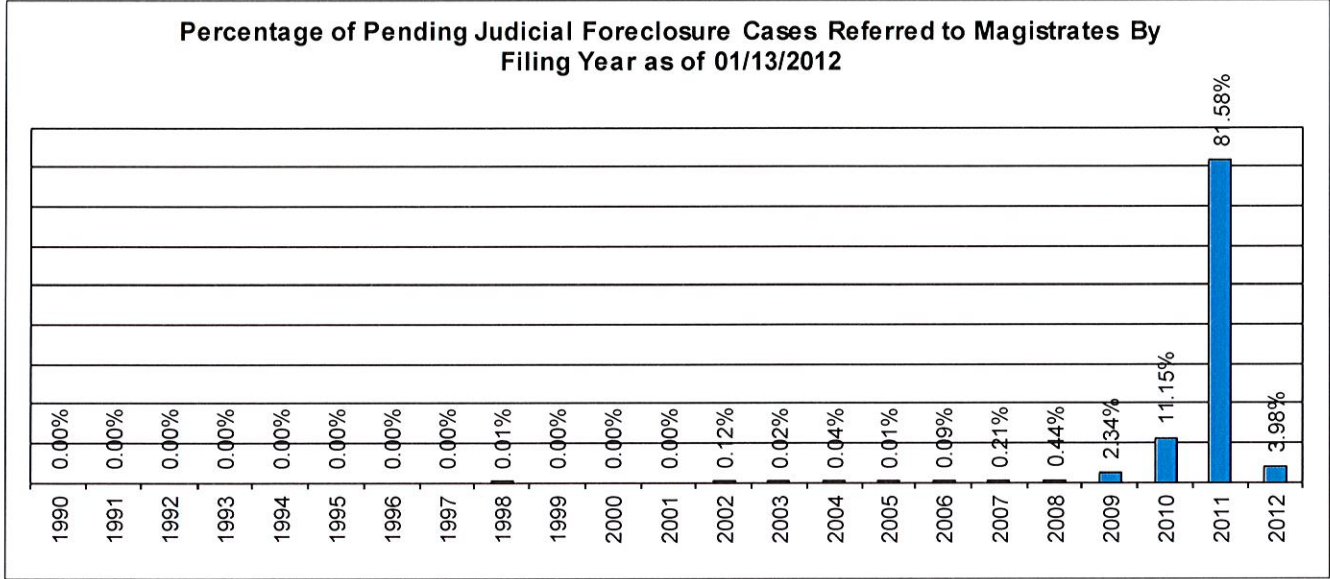


	As of:	2/11/2011	3/10/2011	4/7/2011	5/10/2011	6/17/2011	7/7/2011	8/10/2011	9/13/2011	10/11/2011	11/18/2011	12/30/2011	1/13/2012
Year													
1990		0	0	0	0	0	0	0	0	0	0	0	0
1991		0	0	0	0	0	0	0	0	0	0	0	0
1992		0	0	0	0	0	0	0	0	0	0	0	0
1993		0	0	0	0	0	0	0	0	0	0	0	0
1994		0	0	0	0	0	0	0	0	0	0	0	0
1995		0	0	0	0	0	0	0	0	0	0	0	0
1996		0	0	0	0	0	0	0	0	0	0	0	0
1997		0	0	0	0	0	0	0	0	0	0	0	0
1998		0	0	0	0	0	0	0	0	1	1	1	1
1999		0	0	0	0	0	0	0	0	0	0	0	0
2000		0	0	0	0	0	0	0	0	0	0	0	0
2001		0	0	0	0	0	0	0	0	0	0	0	0
2002		0	0	0	0	1	0	0	1	0	0	0	0
2003		0	0	0	0	0	0	0	0	0	0	0	0
2004		3	4	3	3	3	3	2	1	1	1	1	1
2005		4	4	4	4	3	4	3	2	1	0	0	0
2006		3	3	2	2	2	2	3	3	3	2	2	1
2007		5	5	6	6	6	5	5	4	5	5	3	4
2008		35	31	30	26	20	19	15	14	14	10	10	10
2009		507	441	364	294	208	181	144	129	121	113	97	95
2010		1297	1193	1040	874	668	592	425	351	315	261	211	197
2011		403	764	818	898	973	984	1004	1209	1224	1245	1223	1206
2012													91
Total		2257	2445	2267	1209	1884	1790	1601	1714	1685	1638	1548	1606

CUYAHOGA COUNTY COMMON PLEAS COURT

Percentage of Pending Judicial Foreclosure Cases By Filing Year

The following chart is a representation of the total number of pending Judicial Foreclosure cases by filing year expressed as a percentage on a specific date. The table below is the supporting data for this chart.

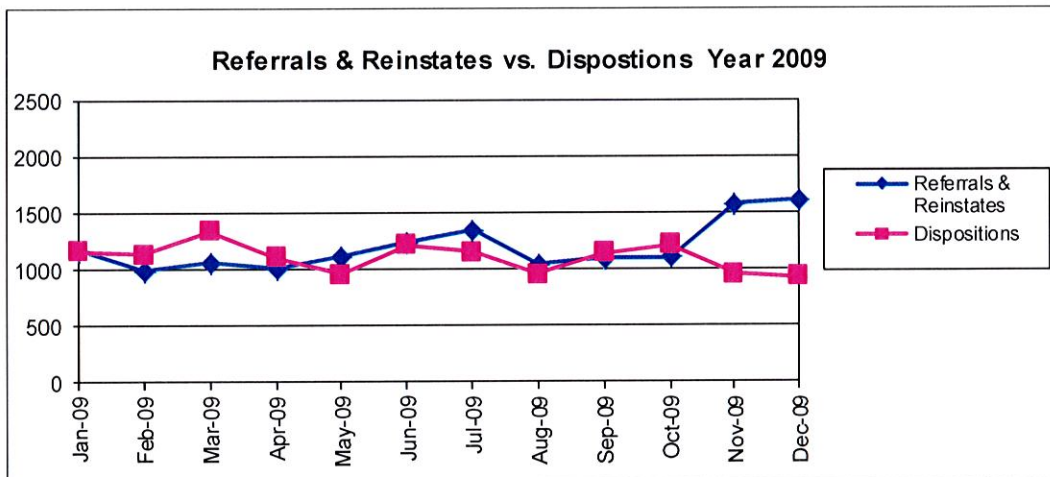
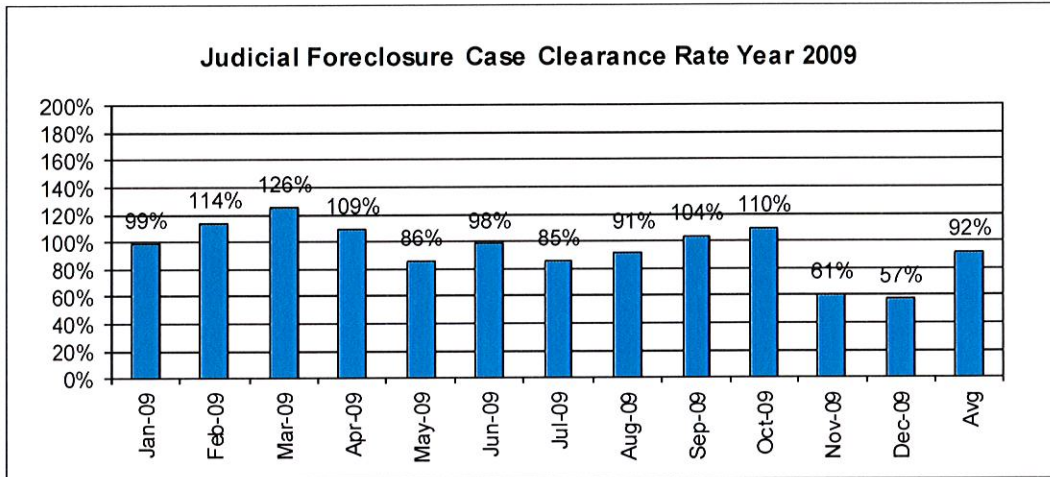


Year	As of:	% of Total
	1/13/2012	
1990	0	0.00%
1991	0	0.00%
1992	0	0.00%
1993	0	0.00%
1994	0	0.00%
1995	0	0.00%
1996	0	0.00%
1997	0	0.00%
1998	1	0.01%
1999	0	0.00%
2000	0	0.00%
2001	0	0.00%
2002	10	0.12%
2003	2	0.02%
2004	3	0.04%
2005	1	0.01%
2006	7	0.09%
2007	17	0.21%
2008	35	0.44%
2009	188	2.34%
2010	896	11.15%
2011	6556	81.58%
2012	320	3.98%
Total	8036	100.00%

CUYAHOGA COUNTY COMMON PLEAS COURT

Judicial Foreclosure Clearance Rate Year 2009

The Clearance Rate is the number of outgoing cases as a percentage of the number of incoming cases. Clearance rate measures whether the court is keeping up with its incoming caseload. If cases are not disposed in a timely manner, a backlog of cases awaiting disposition will grow. A Clearance Rate of 100% indicates that at least as many cases as have been filed, reopened, or reactivated in a period have been disposed.

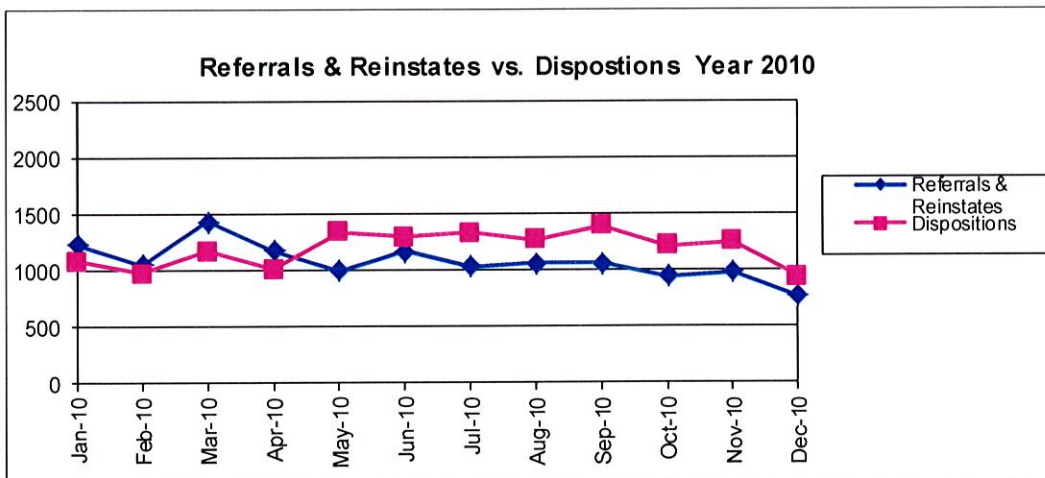
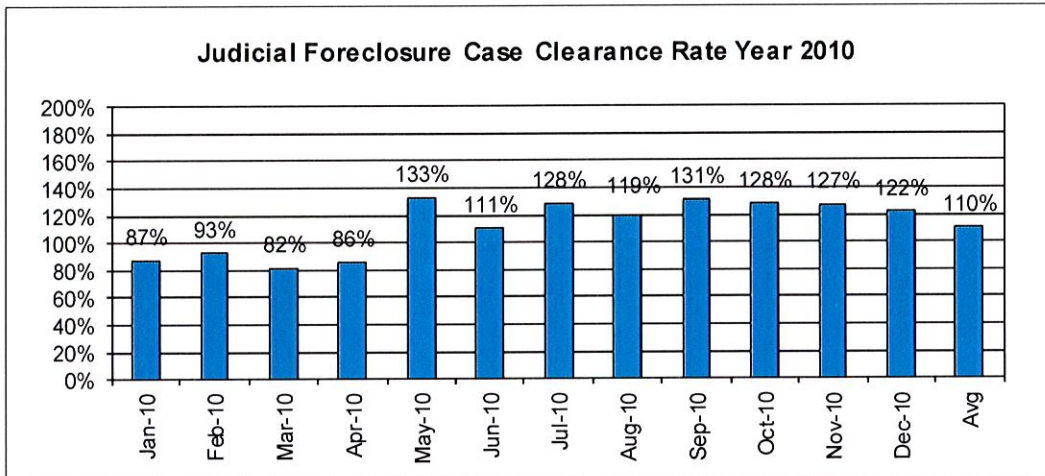


	Referrals & Reinstates	Dispositions	Clearance Rate
Jan-09	1167	1154	99%
Feb-09	991	1127	114%
Mar-09	1058	1331	126%
Apr-09	1010	1102	109%
May-09	1116	955	86%
Jun-09	1238	1214	98%
Jul-09	1345	1149	85%
Aug-09	1038	949	91%
Sep-09	1094	1136	104%
Oct-09	1108	1214	110%
Nov-09	1573	952	61%
Dec-09	1614	927	57%
Avg	1196	1101	92%
Total	14352	13210	

CUYAHOGA COUNTY COMMON PLEAS COURT

Judicial Foreclosure Clearance Rate Year 2010

The Clearance Rate is the number of outgoing cases as a percentage of the number of incoming cases. Clearance rate measures whether the court is keeping up with its incoming caseload. If cases are not disposed in a timely manner, a backlog of cases awaiting disposition will grow. A Clearance Rate of 100% indicates that at least as many cases as have been filed, reopened, or reactivated in a period have been disposed.

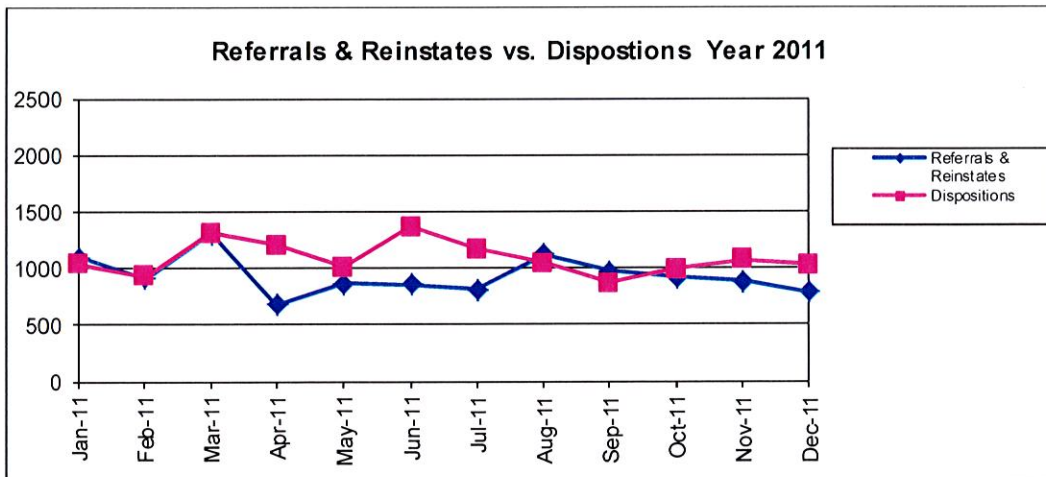
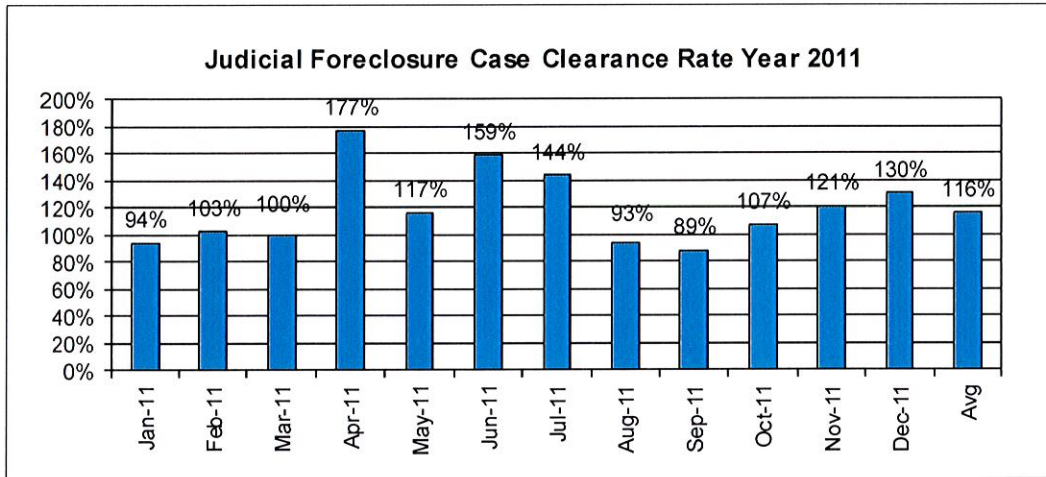


	Referrals & Reinstates	Dispositions	Clearance Rate
Jan-10	1231	1077	87%
Feb-10	1047	970	93%
Mar-10	1434	1170	82%
Apr-10	1177	1010	86%
May-10	999	1331	133%
Jun-10	1170	1295	111%
Jul-10	1029	1322	128%
Aug-10	1058	1262	119%
Sep-10	1060	1391	131%
Oct-10	948	1211	128%
Nov-10	978	1244	127%
Dec-10	768	935	122%
Avg	1075	1185	110%
Total	12899	14218	

CUYAHOGA COUNTY COMMON PLEAS COURT

Judicial Foreclosure Clearance Rate Year 2011

The Clearance Rate is the number of outgoing cases as a percentage of the number of incoming cases. Clearance rate measures whether the court is keeping up with its incoming caseload. If cases are not disposed in a timely manner, a backlog of cases awaiting disposition will grow. A Clearance Rate of 100% indicates that at least as many cases as have been filed, reopened, or reactivated in a period have been disposed.

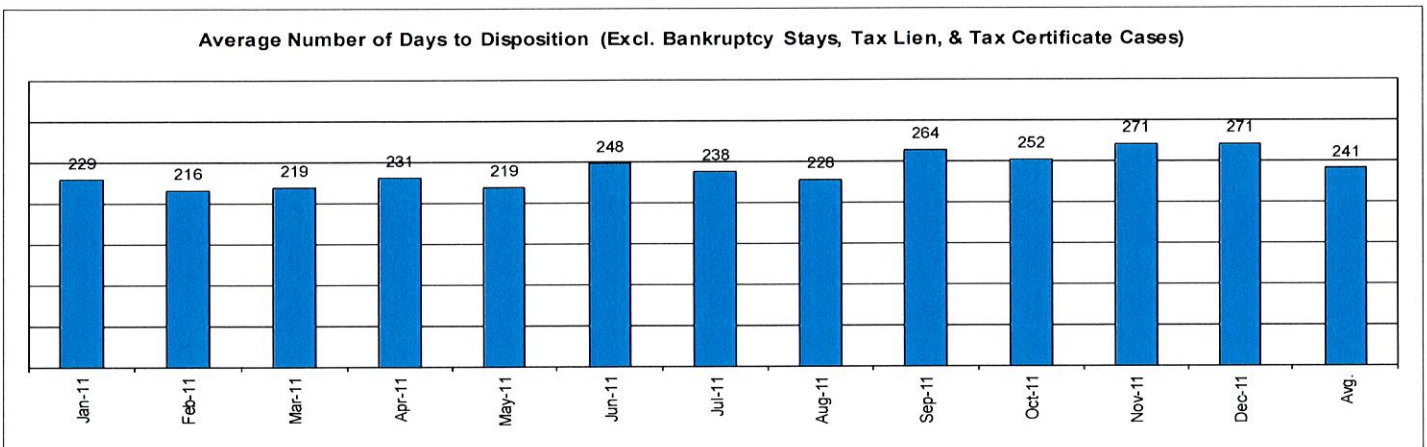
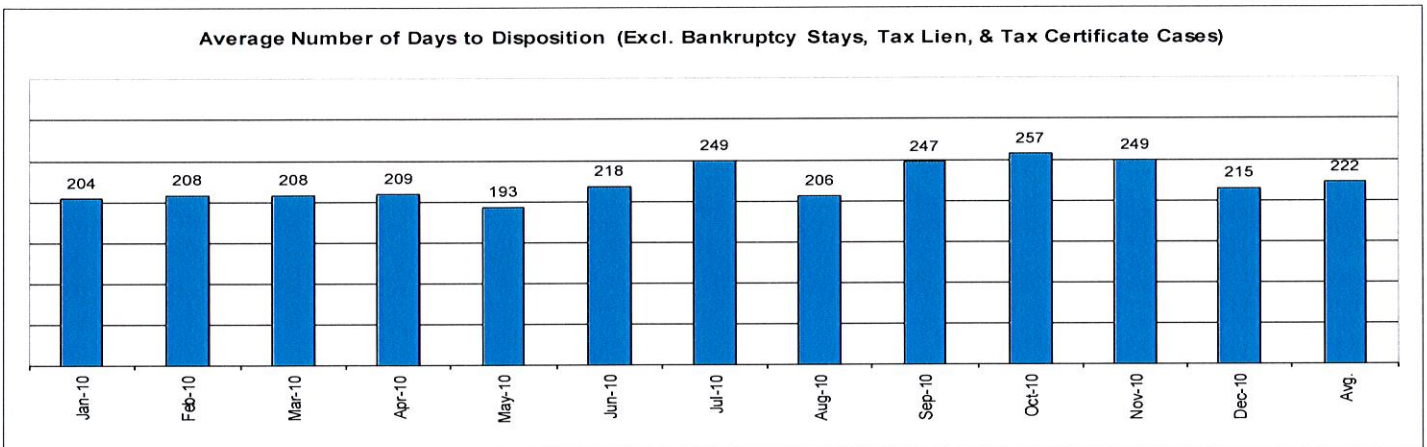
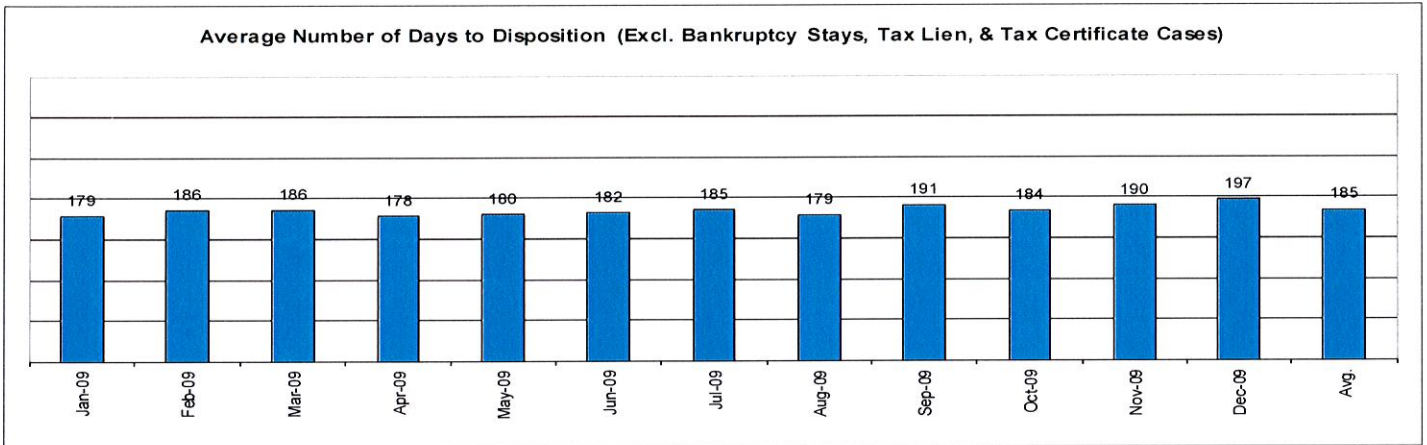


	Referrals & Reinstates	Dispositions	Clearance Rate
Jan-11	1099	1037	94%
Feb-11	906	930	103%
Mar-11	1309	1304	100%
Apr-11	677	1199	177%
May-11	866	1009	117%
Jun-11	856	1360	159%
Jul-11	814	1170	144%
Aug-11	1122	1046	93%
Sep-11	972	862	89%
Oct-11	919	986	107%
Nov-11	884	1071	121%
Dec-11	787	1027	130%
Avg	934	1083	116%
Total	11211	13001	

CUYAHOGA COUNTY COMMON PLEAS COURT

Avg. Number of Days to Disp. (Excl. Bank. Stays & Tax Lien & Tax Cert.)

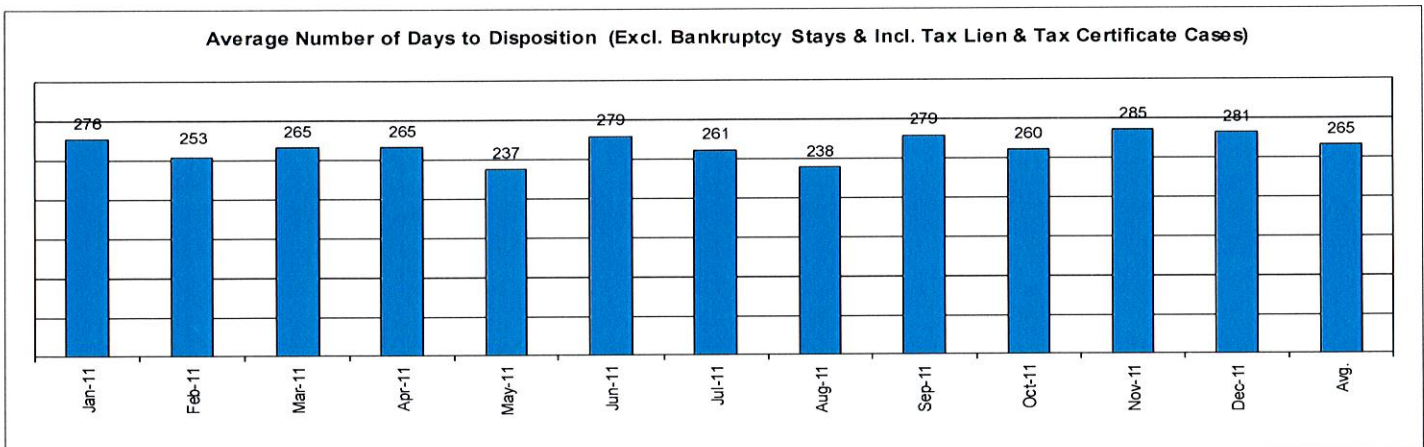
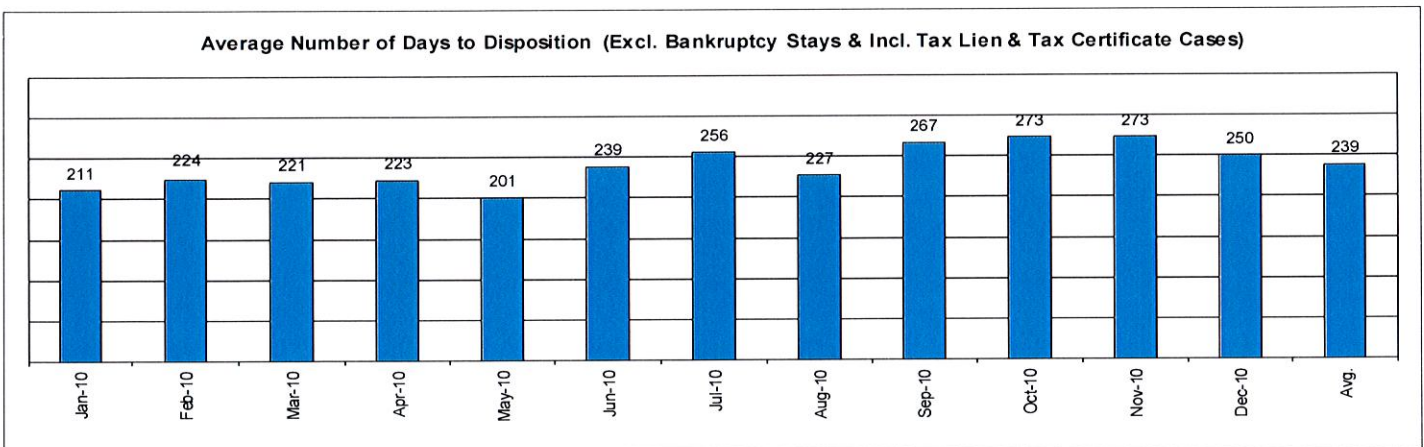
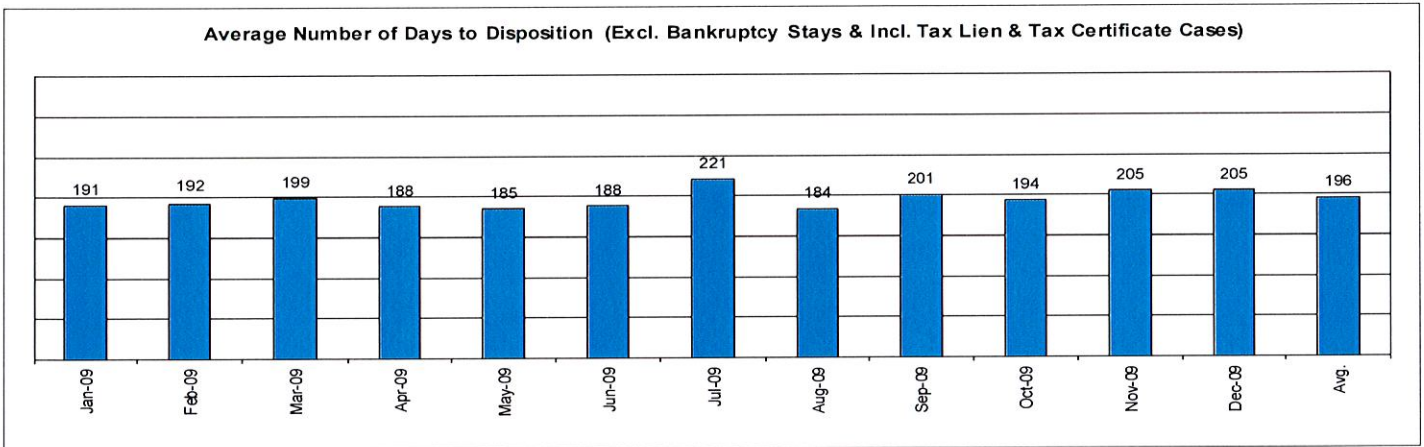
The average number of days to disposition is the number of days from filing to a final disposition entry being filed with the Clerk of Court. The data sample is based on all judicial foreclosure cases terminated by decree or dismissal (cases terminated by bankruptcy are not included) in a month. Each case is examined to determine the number of days between filing and termination with the periods that a case may have been in bankruptcy subtracted. Adding the total days of all of the cases minus bankruptcy periods and dividing by the total number of cases calculates the average. In the following chart, tax judicial foreclosure cases are excluded.



CUYAHOGA COUNTY COMMON PLEAS COURT

Avg. Number of Days to Disp. (Excl. Bank. Stays & Incl. Tax Lien & Tax Cert.)

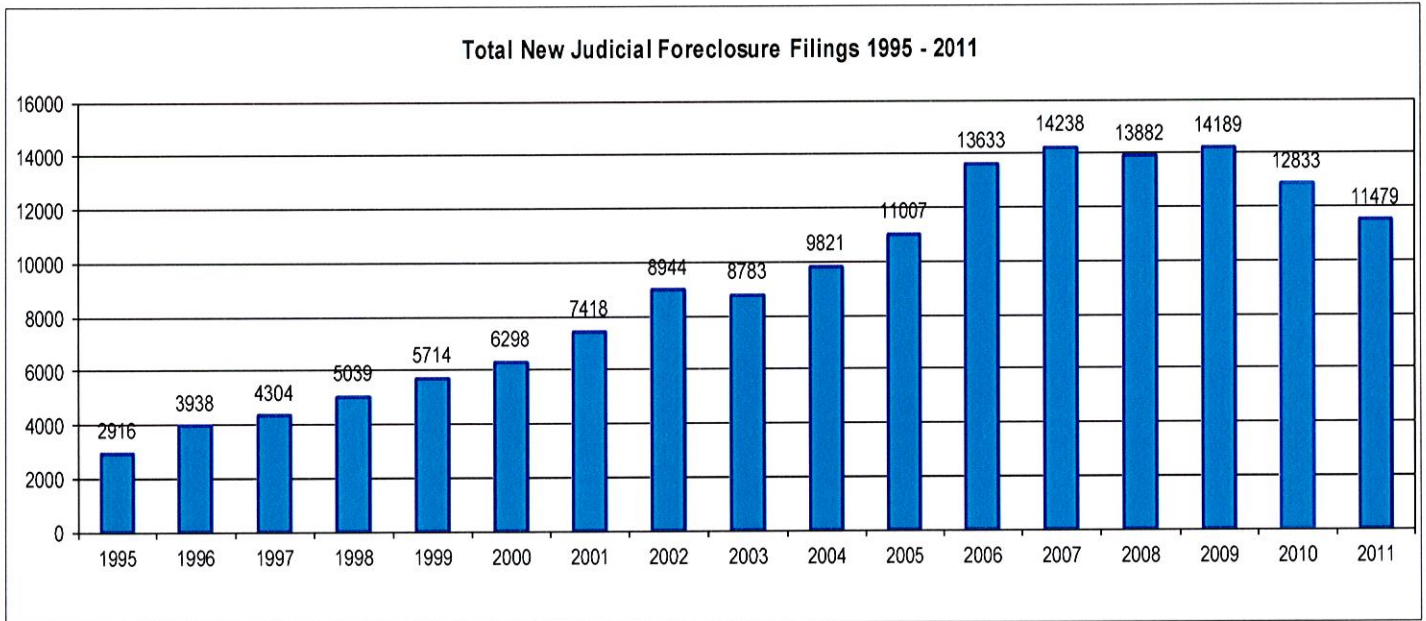
The average number of days to disposition is the number of days from filing to a final disposition entry being filed with the Clerk of Court. The data sample is based on all Judicial Foreclosure cases terminated by decree or dismissal (cases terminated by bankruptcy are not included) in a month. Each case is examined to determine the number of days between filing and termination with the periods that a case may have been in bankruptcy subtracted. Adding the total days of all of the cases minus bankruptcy periods and dividing by the total number of cases calculates the average. In the following chart, all types of Judicial Foreclosure cases are included.



Total New Judicial Foreclosure Filings

The following charts are provided as a historical view of new judicial foreclosure filings.

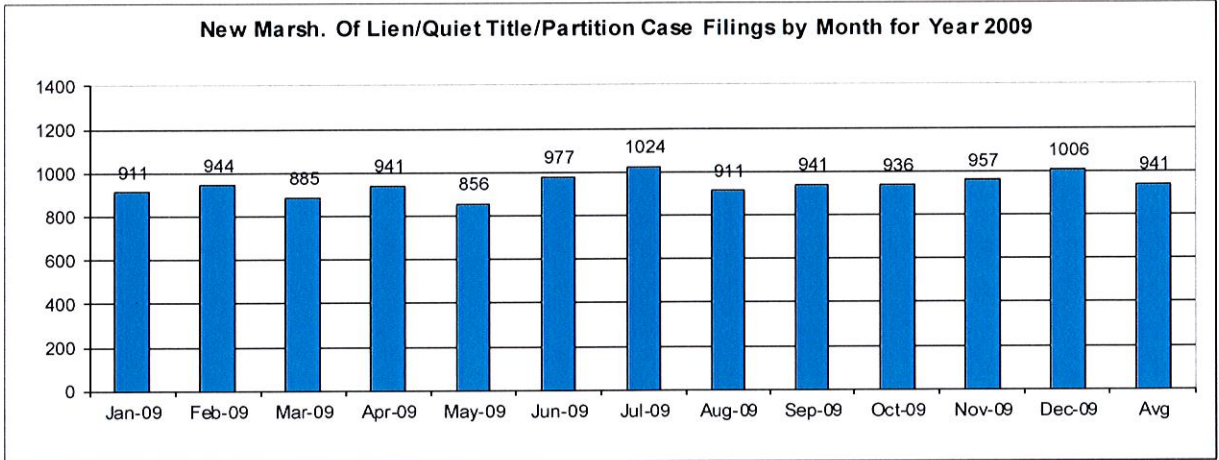
1. Total New Judicial Foreclosure Filings from 1995 – 2011 by year
2. Total New Marsh of Lien/Quiet Title/Partition Filings from 2009 – 2011 by month
3. Total New Tax Lien & Tax Certificate Filings for 2009 – 2011 by month
4. Total New Judicial Foreclosure Filings from 2009 – 2011 by month



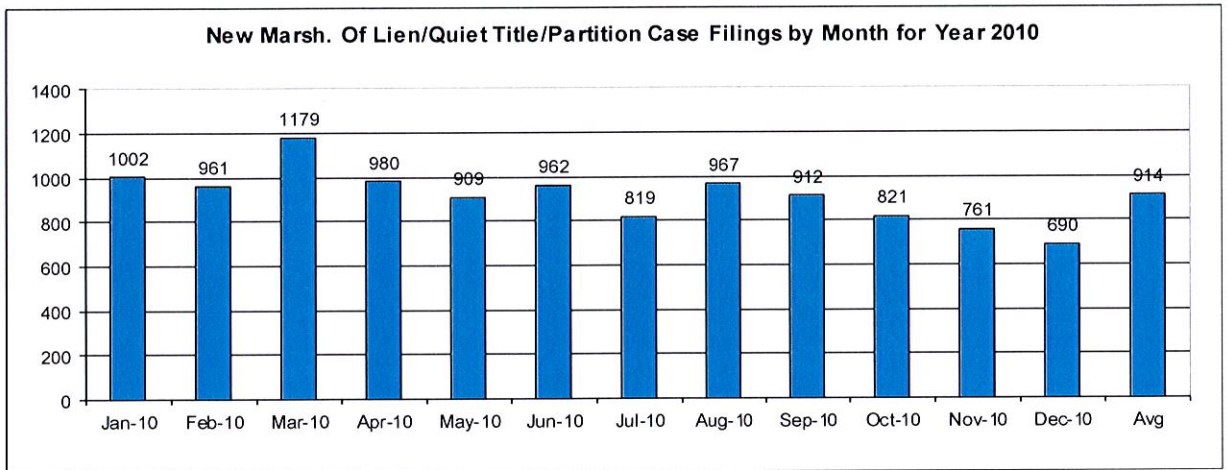
CUYAHOGA COUNTY COMMON PLEAS COURT

New Marsh of Lien/Quiet Title/Partition Case Filings by Month for Year 2009 – 2011 YTD

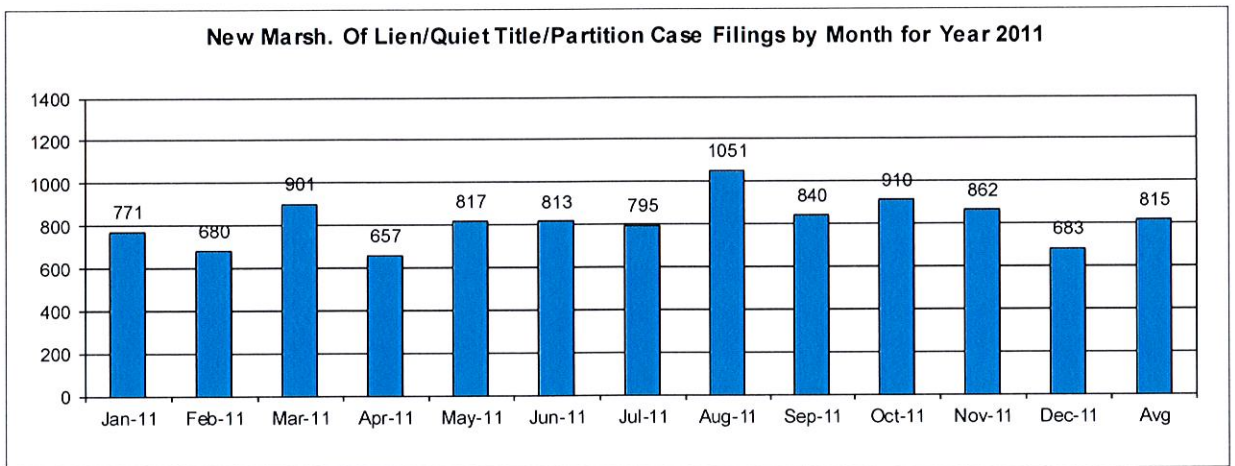
Month	# Filings
Jan-09	911
Feb-09	944
Mar-09	885
Apr-09	941
May-09	856
Jun-09	977
Jul-09	1024
Aug-09	911
Sep-09	941
Oct-09	936
Nov-09	957
Dec-09	1006
Avg	941
Total	11289



Month	# Filings
Jan-10	1002
Feb-10	961
Mar-10	1179
Apr-10	980
May-10	909
Jun-10	962
Jul-10	819
Aug-10	967
Sep-10	912
Oct-10	821
Nov-10	761
Dec-10	690
Avg	914
Total	10963



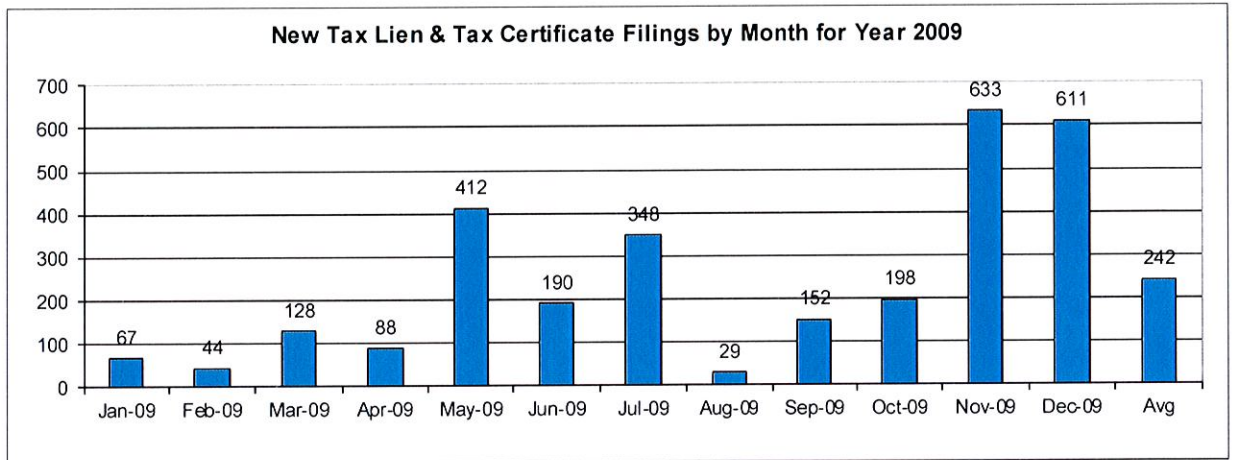
Month	# Filings
Jan-11	771
Feb-11	680
Mar-11	901
Apr-11	657
May-11	817
Jun-11	813
Jul-11	795
Aug-11	1051
Sep-11	840
Oct-11	910
Nov-11	862
Dec-11	683
Avg	815
Total	9780



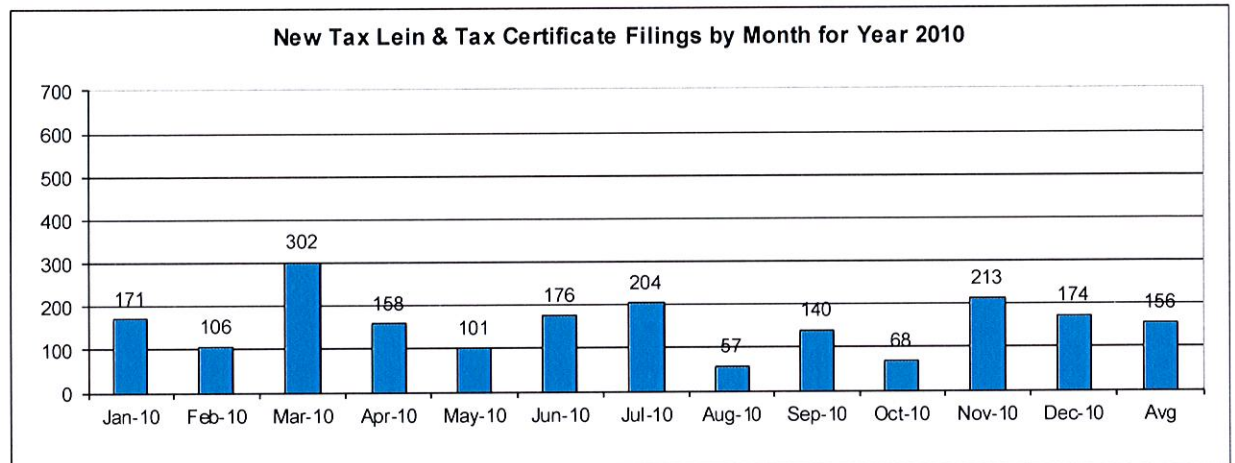
CUYAHOGA COUNTY COMMON PLEAS COURT

New Tax Lien & Certificate Filings by Month for Year 2009 – 2011 YTD

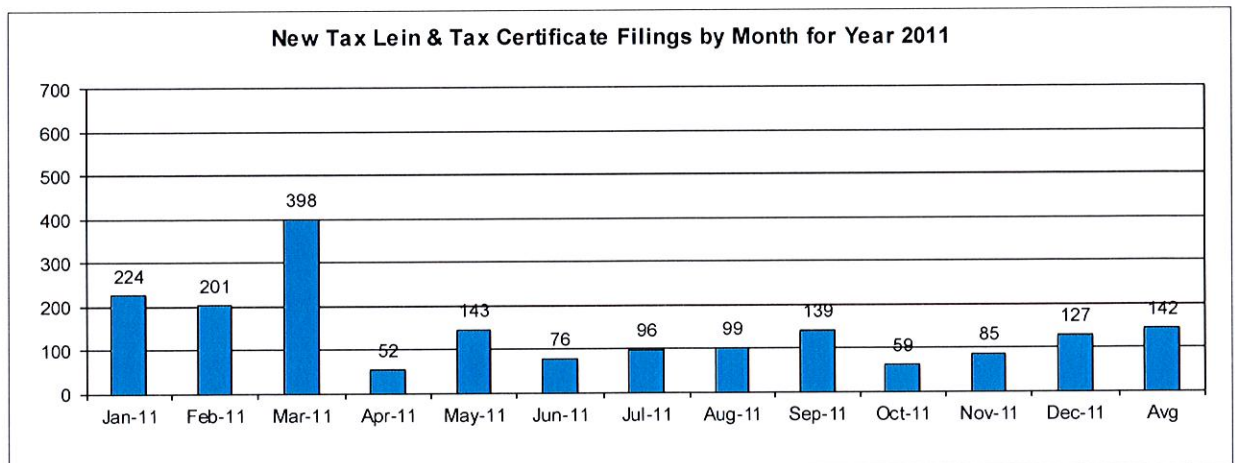
Month	# Filings
Jan-09	67
Feb-09	44
Mar-09	128
Apr-09	88
May-09	412
Jun-09	190
Jul-09	348
Aug-09	29
Sep-09	152
Oct-09	198
Nov-09	633
Dec-09	611
Avg	242
Total	2900



Month	# Filings
Jan-10	171
Feb-10	106
Mar-10	302
Apr-10	158
May-10	101
Jun-10	176
Jul-10	204
Aug-10	57
Sep-10	140
Oct-10	68
Nov-10	213
Dec-10	174
Avg	156
Total	1870



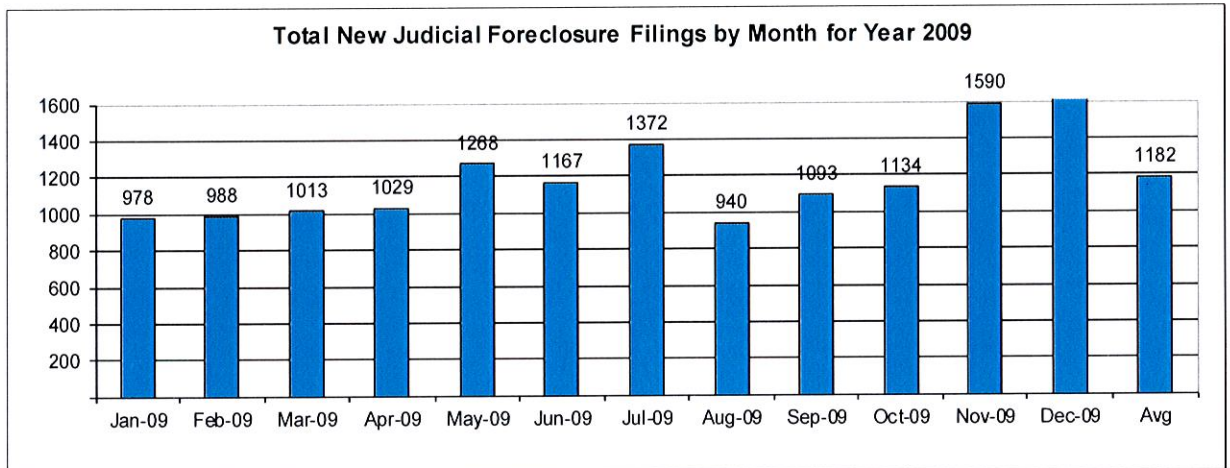
Month	# Filings
Jan-11	224
Feb-11	201
Mar-11	398
Apr-11	52
May-11	143
Jun-11	76
Jul-11	96
Aug-11	99
Sep-11	139
Oct-11	59
Nov-11	85
Dec-11	127
Avg	142
Total	1699



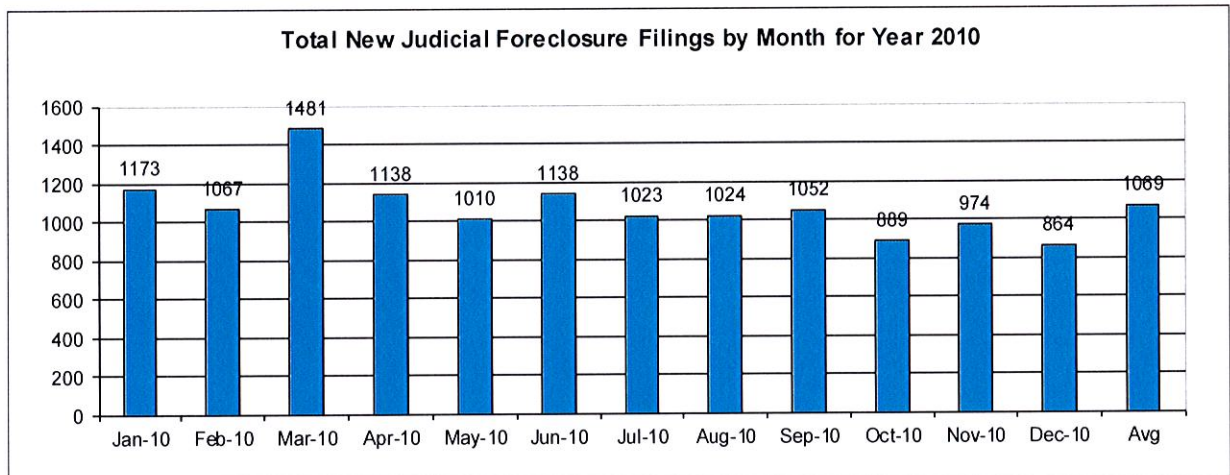
CUYAHOGA COUNTY COMMON PLEAS COURT

Total New Judicial Foreclosure Filings by Month for Year 2009 – 2011 YTD

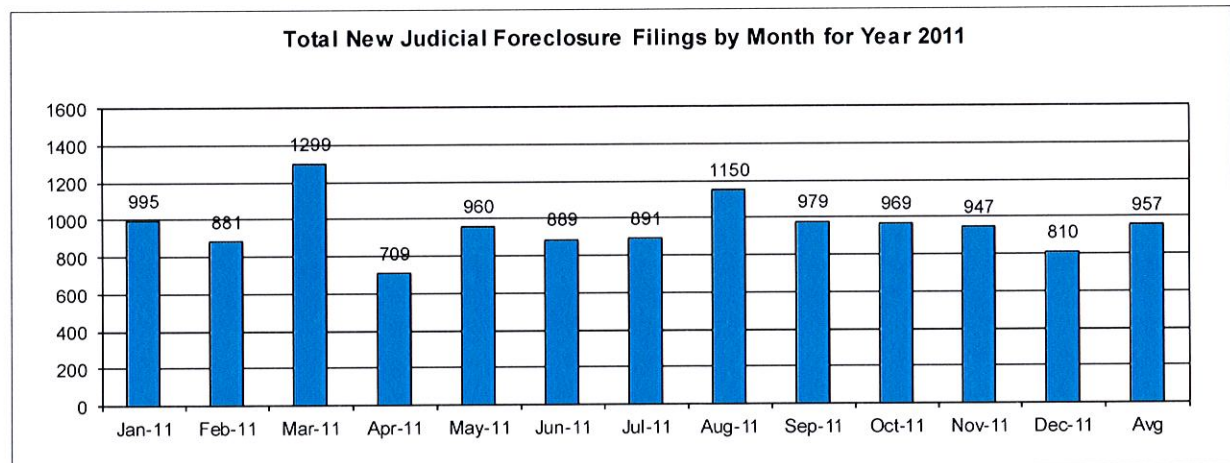
Month	# Filings
Jan-09	978
Feb-09	988
Mar-09	1013
Apr-09	1029
May-09	1268
Jun-09	1167
Jul-09	1372
Aug-09	940
Sep-09	1093
Oct-09	1134
Nov-09	1590
Dec-09	1617
Avg	1182
Total	14189



Month	# Filings
Jan-10	1173
Feb-10	1067
Mar-10	1481
Apr-10	1138
May-10	1010
Jun-10	1138
Jul-10	1023
Aug-10	1024
Sep-10	1052
Oct-10	889
Nov-10	974
Dec-10	864
Avg	1069
Total	12833



Month	# Filings
Jan-11	995
Feb-11	881
Mar-11	1299
Apr-11	709
May-11	960
Jun-11	889
Jul-11	891
Aug-11	1150
Sep-11	979
Oct-11	969
Nov-11	947
Dec-11	810
Avg	957
Total	11479



Magistrate's Monthly Reports

The Magistrates' Monthly Report consists of 5 reports. Below is a description of each.

Magistrate's Monthly Supplemental Journal Entry Report (R415)

Retrieves total number of supplemental entries and Decrees of Confirmation of Sheriff's sale created during a specific period. A supplemental entry is any journal created by a magistrate, which does not close out a case. For example, any magistrate's order (MG) setting a hearing, any journal entry (JE) ruling on a motion, journals confirming Sheriff's sales, etc.).

Magistrate's Full Disposition Count by Magistrate Report (R413)

Retrieves total number of cases disposed of during a specific period. The dispositions are grouped by Magistrate and then broken down by the type of disposition (i. e. Default, Dismissed with Prejudice, Dismissed without Prejudice, etc.) This report can be printed three different ways. Including tax cases (Full Dispositions), excluding tax cases (Non-Tax Dispositions), and Tax cases only (Tax Dispositions).

Magistrate's Monthly Cases Referred/Reinstated Report (R418)

Retrieves newly filed cases referred to the Magistrates Dept. and cases previously disposed by the Magistrates Dept. that are reinstated and re-referred to the magistrates. The cases are separated by Tax (filing code 1465; Tax Judicial Foreclosure & 1466; Tax Certificate Judicial Foreclosure) and Non-Tax (1460; Judicial Foreclosure Marsh. Of Lien, 1480; Partition, 1470; Quiet Title, misc. (i. e. 1391; Contract Other, etc.).

Magistrate's Monthly Hearing Totals Report (R3146)

Retrieves total number of hearings held during one month. The hearings are grouped by Magistrate and then broken down by what type hearing was held (i. e. Default, Pretrial, etc.).

Magistrate's Monthly Case Load Report (R3147)

Retrieves individual caseload totals for individual magistrates during a specific period. The cases are grouped by magistrate and then broken down by case type (i. e. tax judicial foreclosure, tax certificate judicial foreclosure and non-tax judicial foreclosure).

CUYAHOGA COUNTY COURT OF COMMON PLEAS

DATE: 01/13/2012
TIME: 11:29 AM

OFFICE OF THE MAGISTRATES
MAGISTRATE'S MONTHLY SUPPLEMENTALS BY CASE
REPORTING PERIOD: DECEMBER 2011

PAGE: 1
CMSR415D

SUPPLEMENTALS

AUGUSTYN	269
BAKER	394
BUCHA	292
CUTHBERT	501
DYKE	357
GAUNTNER	434
GONZALEZ	199
HIPPLEY	212
JACKSON	276
KLEIN	186
LUCAS	194
OLSZTYN	517
VOZAR	388
WEISS	202
UNACCOUNTED FOR	0

TOTAL	4421
--------------	-------------

CONFIRMATIONS

TOTAL	324
--------------	------------

CUYAHOGA COUNTY COURT OF COMMON PLEAS

OFFICE OF THE MAGISTRATES

Full Disposition Count by Magistrate

REPORTING PERIOD: FROM 12/01/2011 TO 12/31/2011

DATE: 01/13/2012

TIME: 11:32 AM

PAGE: 1

CMSR413

MagID	Dispose Type	Tax Cert.	Tax Treas.	Total
KCA				
	Bank	0	0	3
	Def	0	0	23
	Dism	0	0	45
	Ref. Vacate	0	0	0
	Court Trial	0	0	0
	Other	0	0	7
	<u>MAG'S TOTAL</u>	0	0	<u>78</u>

Decrees	573
Defaults	363
Other	209
Court Trial	1
Dismissals	403
Bankruptcy	51
Ref. Vacated	0
Grand Total	1027

GDB				
	Bank	0	0	4
	Def	0	0	25
	Dism	0	0	22
	Ref. Vacate	0	0	0
	Court Trial	0	0	0
	Other	0	0	2
	<u>MAG'S TOTAL</u>	0	0	<u>53</u>

SMB				
	Bank	0	0	4
	Def	0	0	23
	Dism	0	0	17
	Ref. Vacate	0	0	0
	Court Trial	0	0	0
	Other	0	0	2
	<u>MAG'S TOTAL</u>	0	0	<u>46</u>

ARC				
	Bank	0	0	4
	Def	0	0	25
	Dism	0	0	34
	Ref. Vacate	0	0	0
	Court Trial	0	0	1
	Other	0	0	6
	<u>MAG'S TOTAL</u>	0	0	<u>70</u>

JTD				
	Bank	0	0	3
	Def	0	0	24
	Dism	4	1	33
	Ref. Vacate	0	0	0
	Court Trial	0	0	0
	Other	0	2	5
	<u>MAG'S TOTAL</u>	4	3	<u>65</u>

TMG				
	Bank	0	0	2
	Def	0	0	20
	Dism	0	0	25
	Ref. Vacate	0	0	0
	Court Trial	0	0	0
	Other	0	0	10
	<u>MAG'S TOTAL</u>	0	0	<u>57</u>

TG				
	Bank	0	0	6
	Def	0	0	40
	Dism	0	0	49
	Ref. Vacate	0	0	0
	Court Trial	0	0	0
	Other	0	0	7
	<u>MAG'S TOTAL</u>	0	0	<u>102</u>

KH				
	Bank	0	0	10
	Def	0	0	0

CUYAHOGA COUNTY COURT OF COMMON PLEAS

OFFICE OF THE MAGISTRATES

Full Disposition Count by Magistrate

REPORTING PERIOD: FROM 12/01/2011 TO 12/31/2011

DATE: 01/13/2012

TIME: 11:32 AM

PAGE: 2

CMSR413

MagID	Dispose Type	Tax Cert.	Tax Treas.	Total
	Dism	0	0	26
	Ref. Vacate	0	0	0
	Court Trial	0	0	0
	Other	0	0	51
	MAG'S TOTAL	0	0	87
<hr/>				
JLJ	Bank	0	0	6
	Def	0	0	43
	Dism	0	0	30
	Ref. Vacate	0	0	0
	Court Trial	0	0	0
	Other	0	0	2
	MAG'S TOTAL	0	0	81
<hr/>				
MK	Bank	0	0	2
	Def	0	0	20
	Dism	0	0	37
	Ref. Vacate	0	0	0
	Court Trial	0	0	0
	Other	0	0	2
	MAG'S TOTAL	0	0	61
<hr/>				
PL	Bank	0	0	0
	Def	1	0	1
	Dism	7	1	9
	Ref. Vacate	0	0	0
	Court Trial	0	0	0
	Other	1	53	54
	MAG'S TOTAL	9	54	64
<hr/>				
CEO	Bank	0	0	3
	Def	0	0	28
	Dism	0	0	34
	Ref. Vacate	0	0	0
	Court Trial	0	0	0
	Other	0	0	5
	MAG'S TOTAL	0	0	70
<hr/>				
TJV	Bank	0	0	4
	Def	2	0	32
	Dism	2	0	31
	Ref. Vacate	0	0	0
	Court Trial	0	0	0
	Other	0	1	11
	MAG'S TOTAL	4	1	78
<hr/>				
CW	Bank	0	0	0
	Def	59	0	59
	Dism	7	4	11
	Ref. Vacate	0	0	0
	Court Trial	0	0	0
	Other	2	43	45
	MAG'S TOTAL	68	47	115

CUYAHOGA COUNTY COURT OF COMMON PLEAS

DATE: 01/13/2012
 TIME: 11:33 AM

OFFICE OF THE MAGISTRATES
 MAGISTRATE'S MONTHLY REF/REIN CASES
 FROM 12/01/2011 TO 12/31/2011

CMSR418

MAGISTRATE	NEW REFERRALS				REINSTATED			
	Tax Treas.	Tax Cert.	Non-Tax	Total	Tax Treas.	Tax Cert.	Non-Tax	Total
<u>AUGUSTYN/KEVIN/C</u>	0	0	39	39	0	0	3	3
<u>BAKER/GAIL/D</u>	0	0	58	58	0	0	3	3
<u>BUCHA/STEPHEN/M</u>	0	0	35	35	0	0	3	3
<u>CUTHBERT/AMY/R</u>	0	0	62	62	0	0	6	6
<u>DYKE/JOHN/T</u>	4	0	43	47	0	0	4	4
<u>GAUNTNER/TIMOTHY/M</u>	0	0	52	52	0	0	2	2
<u>GONZALEZ/TRACEY/</u>	0	0	56	56	0	0	2	2
<u>HIPPLEY/KEVIN/</u>	0	0	70	70	0	0	3	3
<u>JACKSON/JIM/L</u>	0	0	60	60	0	0	6	6
<u>KLEIN/MONICA/</u>	0	0	51	51	0	0	0	0
<u>LUCAS/PAUL/</u>	54	0	0	54	0	0	0	0
<u>OLSZTYN/CHRISTOPHER/E</u>	0	0	57	57	0	0	9	9
<u>VOZAR/THOMAS/J</u>	2	0	37	39	0	0	8	8
<u>WEISS/CAROL/</u>	57	0	0	57	1	0	0	1
<u>TOTAL</u>	117	0	620	737	1	0	49	50
<u>COMBINED TOTAL</u>	787							

CUYAHOGA COUNTY COURT OF COMMON PLEAS

OFFICE OF THE MAGISTRATES

MAG MONTHLY HEARING TOTALS

Reporting Period: December 2011

DATE: 01/13/2012
TIME: 11:33 AM

PAGE: 1
CMSR3146

Monthly Hearing Total 756

AUGUSTYN
 Default Hearings 33
 Tax Hearings 0
 Pretrials 13

TOTAL: 46

BAKER
 Default Hearings 27
 Tax Hearings 0
 Pretrials 3

TOTAL: 30

BUCHA
 Default Hearings 32
 Tax Hearings 0
 Pretrials 31

TOTAL: 63

CUTHBERT
 Default Hearings 48
 Tax Hearings 0
 Pretrials 43

TOTAL: 91

DYKE
 Default Hearings 27
 Tax Hearings 0
 Pretrials 5

TOTAL: 32

GAUNTNER
 Default Hearings 49
 Tax Hearings 0
 Pretrials 28

TOTAL: 77

GONZALEZ
 Default Hearings 24
 Tax Hearings 0
 Pretrials 6

TOTAL: 30

HIPPLEY
 Default Hearings 34
 Tax Hearings 0
 Pretrials 6

TOTAL: 40

JACKSON
 Default Hearings 50
 Tax Hearings 0
 Pretrials 16

TOTAL: 66

KLEIN
 Default Hearings 28
 Tax Hearings 0
 Pretrials 10

CUYAHOGA COUNTY COURT OF COMMON PLEAS

OFFICE OF THE MAGISTRATES

MAG MONTHLY HEARING TOTALS

Reporting Period: December 2011

DATE: 01/13/2012
TIME: 11:33 AM

PAGE: 2
CMSR3146

TOTAL:	38
LUCAS	
Default Hearings	0
Tax Hearings	30
Pretrials	42
<hr/>	
TOTAL:	72
OLSZTYN	
Default Hearings	38
Tax Hearings	0
Pretrials	8
<hr/>	
TOTAL:	46
VOZAR	
Default Hearings	31
Tax Hearings	1
Pretrials	14
<hr/>	
TOTAL:	46
WEISS	
Default Hearings	0
Tax Hearings	32
Pretrials	47
<hr/>	
TOTAL:	79

CUYAHOGA COUNTY COURT OF COMMON PLEAS

DATE: 01/13/2012
 TIME: 11:34 AM

Office of the Magistrates
 Magistrate's Monthly Case Load
 MONTH: DECEMBER 2011

PAGE: 1
 CMSR3147

Magistrate Name	Non Tax Total	Tax Cert.	Tax Treas.	Total Tax	Total Cases
AUGUSTYN	290	0	0	0	290
BAKER	532	0	0	0	532
BUCHA	349	1	0	1	350
CUTHBERT	616	0	0	0	616
DYKE	480	8	15	23	503
GAUNTNER	582	0	0	0	582
GONZALEZ	549	0	0	0	549
HIPPLEY	753	0	0	0	753
JACKSON	589	1	0	1	590
KLEIN	516	0	0	0	516
LUCAS	5	466	368	834	839
OLSZTYN	486	0	0	0	486
VOZAR	499	25	24	49	548
WEISS	0	337	303	640	640
Non Tax Total:	6246	Cert.Tax Total: 838	Tax Treas. Total: 710	Total Tax: 1548	Total Cases: 7794

Report CMSR1062 - Judicial Foreclosure Statistics by Judge

Report CMSR1062 provides a list of judicial foreclosure case activity for each Judge. The report identifies how many cases were pending at the beginning of the period. The new cases filed and cases that were transferred in or reactivated are added to the number pending at the beginning of the period. It then shows the type and number of terminations for the period. The total terminations are subtracted from the total pending which provides the pending at the end of the period.

CUYAHOGA COUNTY COURT OF COMMON PLEAS

DATE: 01/13/2012
TIME: 11:40 AM

Foreclosure Statistics by Judge
Reporting Period: December 2011

PAGE: 1
CMSR1062

Judge							
AMBROSE, DICK							
Pending at Beg of Period			New Cases Filed		Cases Transferred In / Reactivated		Total
193			23		14		230
Terminations							
Bankruptcy	0	Default	RefVacated	Court Trial	Dismiss	Other	Total
	0	7	0	0	18	4	29
Total Pending at End of Period							201
ASTRAB, MICHAEL							
Pending at Beg of Period			New Cases Filed		Cases Transferred In / Reactivated		Total
220			32		11		263
Terminations							
Bankruptcy	0	Default	RefVacated	Court Trial	Dismiss	Other	Total
	0	9	0	0	6	20	35
Total Pending at End of Period							228
BARKER, PAMELA A							
Pending at Beg of Period			New Cases Filed		Cases Transferred In / Reactivated		Total
235			23		11		269
Terminations							
Bankruptcy	1	Default	RefVacated	Court Trial	Dismiss	Other	Total
	1	4	0	0	11	17	33
Total Pending at End of Period							236
BURNSIDE, JANET R							
Pending at Beg of Period			New Cases Filed		Cases Transferred In / Reactivated		Total
239			24		11		274
Terminations							
Bankruptcy	2	Default	RefVacated	Court Trial	Dismiss	Other	Total
	2	12	0	0	10	14	38
Total Pending at End of Period							236
BUTLER, ANNETTE G							
Pending at Beg of Period			New Cases Filed		Cases Transferred In / Reactivated		Total
0			18		236		254
Terminations							
Bankruptcy	2	Default	RefVacated	Court Trial	Dismiss	Other	Total
	2	7	0	0	6	10	25
Total Pending at End of Period							229
CALABRESE, DEENA R							
Pending at Beg of Period			New Cases Filed		Cases Transferred In / Reactivated		Total
233			32		9		274
Terminations							
Bankruptcy	0	Default	RefVacated	Court Trial	Dismiss	Other	Total
	0	6	0	0	20	16	42
Total Pending at End of Period							232
CLANCY, MAUREEN							
Pending at Beg of Period			New Cases Filed		Cases Transferred In / Reactivated		Total
222			21		6		249
Terminations							
Bankruptcy	0	Default	RefVacated	Court Trial	Dismiss	Other	Total
	0	13	0	0	22	12	47
Total Pending at End of Period							202
CORRIGAN, BRIAN J							

CUYAHOGA COUNTY COURT OF COMMON PLEAS

DATE: 01/13/2012
TIME: 11:40 AM

Foreclosure Statistics by Judge
Reporting Period: December 2011

PAGE: 2
CMSR1062

Judge							
	Pending at Beg of Period		New Cases Filed		Cases Transferred In / Reactivated		Total
	221		27		12		260
Terminations							
	Bankruptcy	Default	RefVacated	Court Trial	Dismiss	Other	Total
	2	10	0	0	8	14	34
	Total Pending at End of Period						226
CORRIGAN, PETER J							
	Pending at Beg of Period		New Cases Filed		Cases Transferred In / Reactivated		Total
	201		23		20		244
Terminations							
	Bankruptcy	Default	RefVacated	Court Trial	Dismiss	Other	Total
	1	13	0	0	9	15	38
	Total Pending at End of Period						206
DONNELLY, MICHAEL P							
	Pending at Beg of Period		New Cases Filed		Cases Transferred In / Reactivated		Total
	282		26		11		319
Terminations							
	Bankruptcy	Default	RefVacated	Court Trial	Dismiss	Other	Total
	4	2	0	0	5	34	45
	Total Pending at End of Period						274
FRIEDLAND, CAROLYN B							
	Pending at Beg of Period		New Cases Filed		Cases Transferred In / Reactivated		Total
	206		19		11		236
Terminations							
	Bankruptcy	Default	RefVacated	Court Trial	Dismiss	Other	Total
	1	11	0	0	6	9	27
	Total Pending at End of Period						209
FRIEDMAN, STUART A							
	Pending at Beg of Period		New Cases Filed		Cases Transferred In / Reactivated		Total
	295		22		13		330
Terminations							
	Bankruptcy	Default	RefVacated	Court Trial	Dismiss	Other	Total
	3	1	0	0	11	23	38
	Total Pending at End of Period						292
FUERST, NANCY A							
	Pending at Beg of Period		New Cases Filed		Cases Transferred In / Reactivated		Total
	142		9		10		161
Terminations							
	Bankruptcy	Default	RefVacated	Court Trial	Dismiss	Other	Total
	1	8	0	0	8	4	21
	Total Pending at End of Period						140
GALLAGHER, EILEEN T							
	Pending at Beg of Period		New Cases Filed		Cases Transferred In / Reactivated		Total
	180		20		10		210
Terminations							
	Bankruptcy	Default	RefVacated	Court Trial	Dismiss	Other	Total
	2	13	0	0	10	12	37
	Total Pending at End of Period						173
GALLAGHER, HOLLIE L							

CUYAHOGA COUNTY COURT OF COMMON PLEAS

DATE: 01/13/2012
TIME: 11:40 AM

Foreclosure Statistics by Judge
Reporting Period: December 2011

PAGE: 3
CMSR1062

Judge								
	Pending at Beg of Period	New Cases Filed			Cases Transferred In / Reactivated			Total
	177						220	
Terminations								
	Bankruptcy	Default	RefVacated	Court Trial	Dismiss	Other	Total	
	2	16	0	0	7	10	35	
	Total Pending at End of Period						185	
GAUL, DANIEL								
	Pending at Beg of Period	New Cases Filed			Cases Transferred In / Reactivated			Total
	285						319	
Terminations								
	Bankruptcy	Default	RefVacated	Court Trial	Dismiss	Other	Total	
	1	14	0	0	19	18	52	
	Total Pending at End of Period						267	
MASON, LANCE T								
	Pending at Beg of Period	New Cases Filed			Cases Transferred In / Reactivated			Total
	222						256	
Terminations								
	Bankruptcy	Default	RefVacated	Court Trial	Dismiss	Other	Total	
	1	14	0	0	12	8	35	
	Total Pending at End of Period						221	
MATIA, DAVID T								
	Pending at Beg of Period	New Cases Filed			Cases Transferred In / Reactivated			Total
	232						268	
Terminations								
	Bankruptcy	Default	RefVacated	Court Trial	Dismiss	Other	Total	
	4	12	0	0	5	12	33	
	Total Pending at End of Period						235	
MCCLELLAND, ROBERT C								
	Pending at Beg of Period	New Cases Filed			Cases Transferred In / Reactivated			Total
	194						232	
Terminations								
	Bankruptcy	Default	RefVacated	Court Trial	Dismiss	Other	Total	
	0	12	0	0	23	23	58	
	Total Pending at End of Period						174	
MCCORMICK, TIMOTHY								
	Pending at Beg of Period	New Cases Filed			Cases Transferred In / Reactivated			Total
	200						233	
Terminations								
	Bankruptcy	Default	RefVacated	Court Trial	Dismiss	Other	Total	
	3	16	0	0	23	16	58	
	Total Pending at End of Period						175	
MCDONNELL, NANCY R								
	Pending at Beg of Period	New Cases Filed			Cases Transferred In / Reactivated			Total
	219						253	
Terminations								
	Bankruptcy	Default	RefVacated	Court Trial	Dismiss	Other	Total	
	0	10	0	0	6	18	34	
	Total Pending at End of Period						219	
MCGINTY, TIMOTHY J								

CUYAHOGA COUNTY COURT OF COMMON PLEAS

DATE: 01/13/2012
TIME: 11:40 AM

Foreclosure Statistics by Judge
Reporting Period: December 2011

PAGE: 4
CMSR1062

Judge

Pending at Beg of Period		New Cases Filed			Cases Transferred In / Reactivated			Total
225		14			5			244
Terminations								
Bankruptcy	0	Default	2	RefVacated	0	Court Trial	0	
						Dismiss	1	
						Other	241	
							Total	244
							Total Pending at End of Period	0
MCMONAGLE, RICHARD J								
Pending at Beg of Period		New Cases Filed			Cases Transferred In / Reactivated			Total
153		19			7			179
Terminations								
Bankruptcy	2	Default	6	RefVacated	0	Court Trial	0	
						Dismiss	5	
						Other	4	
							Total	17
							Total Pending at End of Period	162
O'DONNELL, JOHN P								
Pending at Beg of Period		New Cases Filed			Cases Transferred In / Reactivated			Total
188		9			8			205
Terminations								
Bankruptcy	2	Default	13	RefVacated	0	Court Trial	0	
						Dismiss	5	
						Other	5	
							Total	25
							Total Pending at End of Period	180
RUSSO, JOHN J								
Pending at Beg of Period		New Cases Filed			Cases Transferred In / Reactivated			Total
230		25			6			261
Terminations								
Bankruptcy	1	Default	13	RefVacated	0	Court Trial	0	
						Dismiss	13	
						Other	20	
							Total	47
							Total Pending at End of Period	214
RUSSO, JOSEPH D								
Pending at Beg of Period		New Cases Filed			Cases Transferred In / Reactivated			Total
233		26			13			272
Terminations								
Bankruptcy	1	Default	7	RefVacated	0	Court Trial	1	
						Dismiss	15	
						Other	17	
							Total	41
							Total Pending at End of Period	231
RUSSO, MICHAEL J								
Pending at Beg of Period		New Cases Filed			Cases Transferred In / Reactivated			Total
226		26			7			259
Terminations								
Bankruptcy	1	Default	13	RefVacated	0	Court Trial	0	
						Dismiss	10	
						Other	13	
							Total	37
							Total Pending at End of Period	222
RUSSO, NANCY MARGARET								
Pending at Beg of Period		New Cases Filed			Cases Transferred In / Reactivated			Total
170		24			9			203
Terminations								
Bankruptcy	2	Default	10	RefVacated	0	Court Trial	0	
						Dismiss	20	
						Other	41	
							Total	73
							Total Pending at End of Period	130
SAFFOLD, SHIRLEY STRICKI								

CUYAHOGA COUNTY COURT OF COMMON PLEAS

DATE: 01/13/2012
TIME: 11:40 AM

Foreclosure Statistics by Judge
Reporting Period: December 2011

PAGE: 5
CMSR1062

Judge								
	Pending at Beg of Period	New Cases Filed			Cases Transferred In / Reactivated			Total
	212						240	
Terminations								
	Bankruptcy	Default	RefVacated	Court Trial	Dismiss	Other	Total	
	0	8	0	0	11	12	31	
	Total Pending at End of Period						209	
SHEEHAN, BRENDAN J								
	213						253	
Terminations								
	Bankruptcy	Default	RefVacated	Court Trial	Dismiss	Other	Total	
	0	14	0	0	15	24	53	
	Total Pending at End of Period						200	
SUSTER, RONALD								
	261						294	
Terminations								
	Bankruptcy	Default	RefVacated	Court Trial	Dismiss	Other	Total	
	4	23	0	0	21	16	64	
	Total Pending at End of Period						230	
SUTULA, JOHN D								
	289						326	
Terminations								
	Bankruptcy	Default	RefVacated	Court Trial	Dismiss	Other	Total	
	3	1	0	0	13	21	38	
	Total Pending at End of Period						288	
SUTULA, KATHLEEN ANN								
	205						245	
Terminations								
	Bankruptcy	Default	RefVacated	Court Trial	Dismiss	Other	Total	
	0	10	0	0	11	14	35	
	Total Pending at End of Period						210	
SYNENBERG, JOAN								
	236						264	
Terminations								
	Bankruptcy	Default	RefVacated	Court Trial	Dismiss	Other	Total	
	4	20	0	0	12	16	52	
	Total Pending at End of Period						212	
TERRY, STEVEN J								
	0						4	
Terminations								
	Bankruptcy	Default	RefVacated	Court Trial	Dismiss	Other	Total	
	0	0	0	0	0	0	0	
	Total Pending at End of Period						4	
VILLANUEVA, JOSE` A								

CUYAHOGA COUNTY COURT OF COMMON PLEAS

DATE: 01/13/2012
 TIME: 11:40 AM

Foreclosure Statistics by Judge
 Reporting Period: December 2011

PAGE: 6
 CMSR1062

Judge

	Pending at Beg of Period 275	New Cases Filed 22		Cases Transferred In / Reactivated 5			Total 302
Terminations	Bankruptcy 1	Default 13	RefVacated 0	Court Trial 0	Dismiss 7	Other 8	Total 29
				Total Pending at End of Period			273

Monthly Summary

MONTHLY SUMMARY

December 2011

NAME	PEND	ASSIGNED			TRIALS						DISP	PENDING				+	-
		CV	CR	TOT	JURY			COURT				CV	FR	CR	TOT		
Dick Ambrose	523	88	28	116	0	1	1	0	0	0	90	245	200	104	549	-26	
Michael K. Astrab	661	80	33	113	0	0	0	0	0	0	122	253	227	172	652	+9	
Pamela A. Barker	664	79	30	109	1	0	1	0	1	1	87	276	237	173	686	-22	
Janet R. Burnside	644	83	25	108	0	2	2	0	1	1	116	278	238	120	636	+8	
Annette G. Butler	490	75	39	114	0	1	1	0	0	0	88	195	229	92	516	-26	
Deena R. Calabrese	617	81	34	115	0	1	1	0	0	0	123	272	231	106	609	+8	
Maureen Clancy	556	77	30	107	0	0	0	0	1	1	130	249	202	82	533	+23	
Brian J. Corrigan	709	81	53	134	0	0	0	0	0	0	115	346	225	157	728	-19	
Peter J. Corrigan	577	89	40	129	0	1	1	0	0	0	121	260	227	98	585	-8	
Michael P. Donnelly	582	81	39	120	0	1	1	0	2	2	136	221	272	73	566	+16	
Carolyn B. Friedland	620	81	47	128	0	0	0	0	1	1	89	291	223	145	659	-39	
Stuart A. Friedman	686	84	40	124	0	0	0	0	2	2	121	259	303	127	689	-3	
Nancy A. Fuerst	301	45	4	49	0	2	2	0	0	0	54	143	141	12	296	+5	
Eileen T. Gallagher	514	79	27	106	0	0	0	0	0	0	101	252	190	77	519	-5	
Hollie L. Gallagher	544	84	25	109	1	1	2	0	0	0	111	259	191	92	542	+2	
Daniel Gaul	682	83	51	134	0	3	3	0	0	0	128	262	277	149	688	-6	
Lance T. Mason	639	79	38	117	0	1	1	0	2	2	101	288	234	133	655	-16	
David T. Matia	618	80	41	121	0	1	1	0	0	0	121	267	236	115	618	0	
Robert C. McClelland	626	88	37	125	0	0	0	0	0	0	136	267	175	173	615	+11	
Timothy McCormick	529	85	41	126	1	0	1	0	1	1	130	281	174	70	525	+4	
Nancy R. McDonnell	524	76	35	111	1	0	1	0	0	0	92	221	228	94	543	-19	
Richard J. McMonagle	599	77	23	100	0	0	0	0	0	0	58	395	170	76	641	-42	
John P. O'Donnell	586	73	17	90	0	0	0	1	0	1	106	296	188	86	570	+16	
John J. Russo	526	74	25	99	0	0	0	0	0	0	109	243	214	59	516	+10	
Joseph D. Russo	676	85	39	124	1	0	1	0	0	0	94	282	230	194	706	-30	
Michael J. Russo	535	75	29	104	0	0	0	0	0	0	101	231	224	83	538	-3	
Nancy Margaret Russo	371	83	37	120	0	0	0	0	0	0	129	169	132	61	362	+9	
Shirley Strickland Saffold	648	75	48	123	0	1	1	0	0	0	148	263	209	151	623	+25	
Brendan J. Sheehan	539	81	39	120	0	2	2	0	0	0	143	210	200	106	516	+23	
Ronald Suster	761	79	46	125	0	0	0	1	0	1	136	268	230	252	750	+11	
John D. Sutula	713	79	39	118	0	1	1	2	1	3	126	254	287	164	705	+8	
Kathleen Ann Sutula	534	80	39	119	0	0	0	1	0	1	115	236	211	91	538	-4	
Joan Synenberg	671	77	34	111	1	0	1	0	0	0	187	284	213	98	595	+76	
José A. Villanueva	620	74	35	109	1	0	1	0	0	0	99	282	297	51	630	-10	
TOTALS	20085	2690	1187	3877	7	19	26	5	12	17	3863	8798	7465	3836	20099	-14	

Year to Date Summary

SUMMARY FOR THE COURT

January - December 2011

NAME	PEND	ASSIGNED			TRIALS						DISP	PENDING				+	-
		CV	CR	TOT	JURY			COURT				CV	FR	CR	TOT		
Dick Ambrose	629	1084	380	1464	5	7	12	5	5	10	1544	245	200	104	549	+ 80	
Michael K. Astrab	647	1023	444	1467	2	12	14	1	2	3	1462	253	227	172	652	- 5	
Pamela A. Barker	727	1123	506	1629	6	5	11	3	10	13	1670	276	237	173	686	+ 41	
Janet R. Burnside	675	1054	442	1496	5	6	11	2	8	10	1535	278	238	120	636	+ 39	
Annette G. Butler	552	1102	453	1555	4	13	17	1	0	1	1591	195	229	92	516	+ 36	
Deena R. Calabrese	704	1057	422	1479	3	7	10	1	4	5	1574	272	231	106	609	+ 95	
Maureen Clancy	649	1024	446	1470	5	11	16	2	6	8	1586	249	202	82	533	+ 116	
Brian J. Corrigan	757	1031	485	1516	4	4	8	0	10	10	1545	346	225	157	728	+ 29	
Peter J. Corrigan	617	1102	479	1581	3	9	12	1	0	1	1613	260	227	98	585	+ 32	
Michael P. Donnelly	662	1039	414	1453	9	8	17	4	11	15	1549	221	272	73	566	+ 96	
Carolyn B. Friedland	778	1056	478	1534	4	2	6	3	6	9	1653	291	223	145	659	+ 119	
Stuart A. Friedman	729	1032	474	1506	4	2	6	1	14	15	1546	259	303	127	689	+ 40	
Nancy A. Fuerst	362	562	128	690	1	7	8	0	2	2	756	143	141	12	296	+ 66	
Eileen T. Gallagher	586	1091	369	1460	2	7	9	1	0	1	1527	252	190	77	519	+ 67	
Hollie L. Gallagher	594	1107	378	1485	2	8	10	0	2	2	1537	259	191	92	542	+ 52	
Daniel Gaul	779	1052	532	1584	1	16	17	1	3	4	1675	262	277	149	688	+ 91	
Lance T. Mason	688	1029	459	1488	3	16	19	1	7	8	1521	288	234	133	655	+ 33	
David T. Matia	656	1034	597	1631	7	5	12	5	1	6	1669	267	236	115	618	+ 38	
Robert C. McClelland	591	951	472	1423	7	5	12	0	7	7	1399	267	175	173	615	- 24	
Timothy McCormick	633	1060	489	1549	4	5	9	1	9	10	1657	281	174	70	525	+ 108	
Nancy R. McDonnell	591	1035	433	1468	4	11	15	2	4	6	1516	221	228	94	543	+ 48	
Richard J. McMonagle	694	939	290	1229	2	5	7	0	1	1	1282	395	170	76	641	+ 53	
John P. O'Donnell	566	910	236	1146	4	7	11	6	0	6	1142	296	188	86	570	- 4	
John J. Russo	581	1085	422	1507	4	6	10	1	2	3	1572	243	214	59	516	+ 65	
Joseph D. Russo	713	1063	444	1507	7	5	12	0	2	2	1514	282	230	194	706	+ 7	
Michael J. Russo	633	1074	373	1447	0	3	3	4	3	7	1542	231	224	83	538	+ 95	
Nancy Margaret Russo	398	1017	457	1474	2	9	11	0	6	6	1510	169	132	61	362	+ 36	
Shirley Strickland Saffold	727	1043	492	1535	3	9	12	0	2	2	1639	263	209	151	623	+ 104	
Brendan J. Sheehan	555	1086	496	1582	7	23	30	2	6	8	1621	210	200	106	516	+ 39	
Ronald Suster	808	1058	529	1587	3	6	9	2	9	11	1645	268	230	252	750	+ 58	
John D. Sutula	743	1021	484	1505	1	7	8	4	5	9	1543	254	287	164	705	+ 38	
Kathleen Ann Sutula	604	1034	519	1553	1	14	15	4	5	9	1619	236	211	91	538	+ 66	
Joan Synenberg	754	1018	485	1503	1	4	5	0	2	2	1662	284	213	98	595	+ 159	
José A. Villanueva	668	1038	390	1428	4	9	13	3	5	8	1466	282	297	51	630	+ 38	
TOTALS	22050	35034	14897	49931	124	273	397	61	159	220	51882	8798	7465	3836	20099	+ 1951	

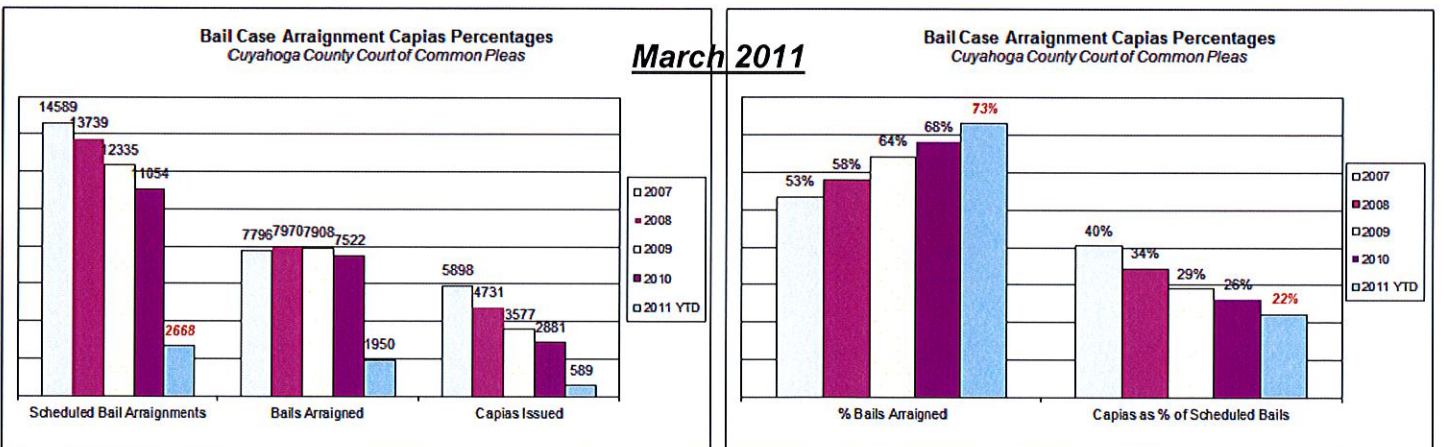
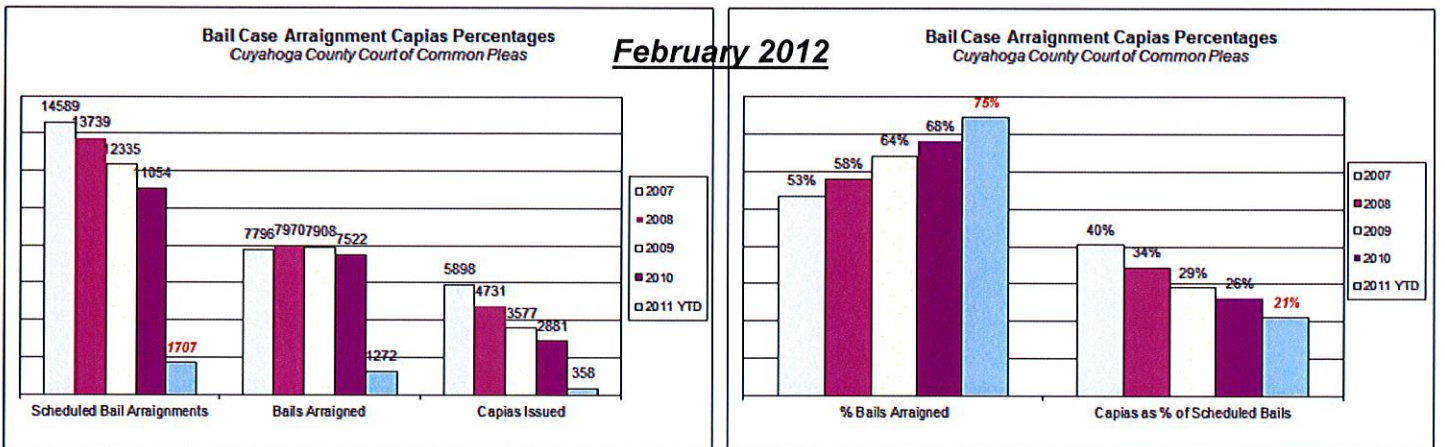
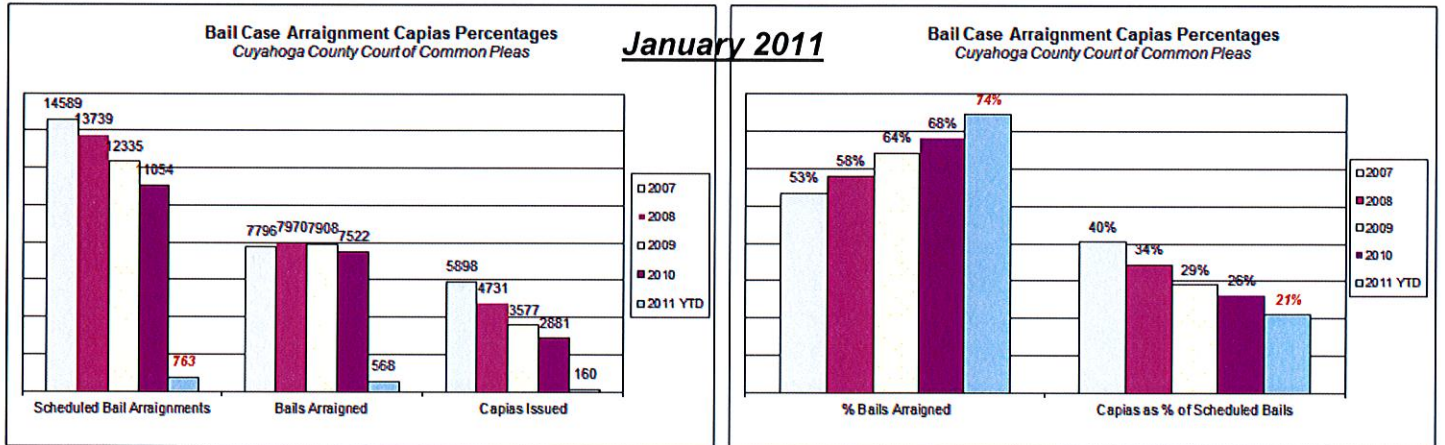
Corrections/Adjustments

CUYAHOGA COUNTY COMMON PLEAS COURT

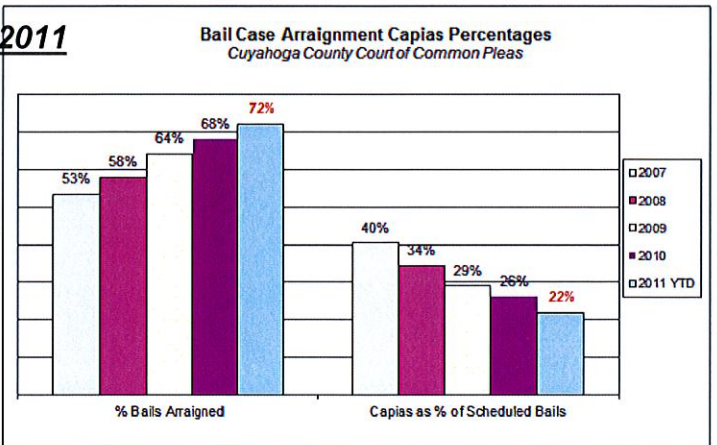
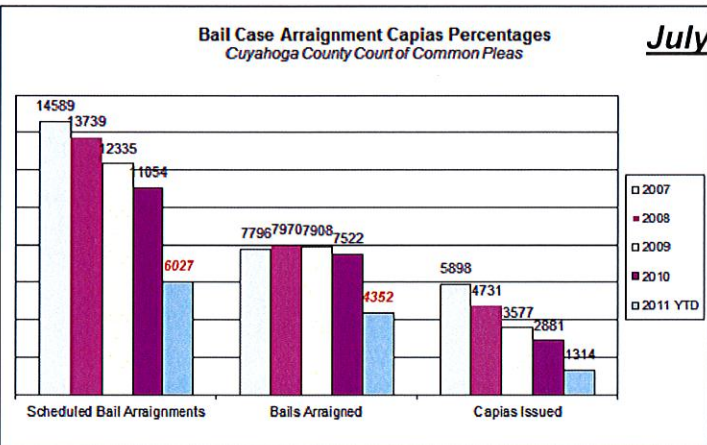
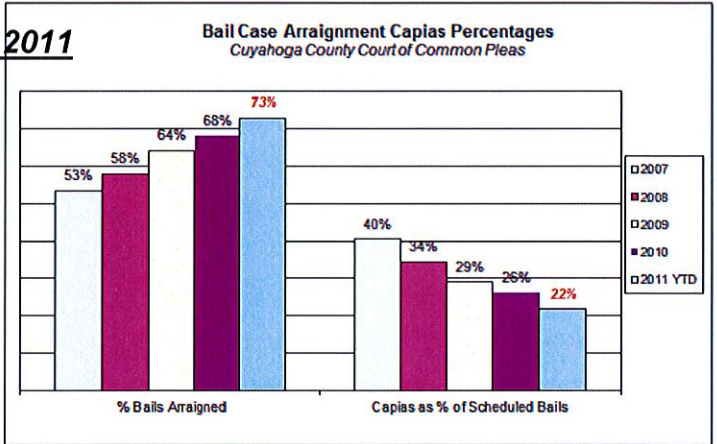
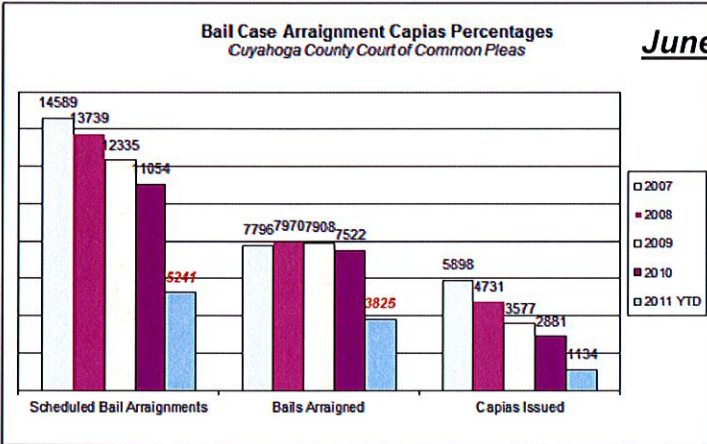
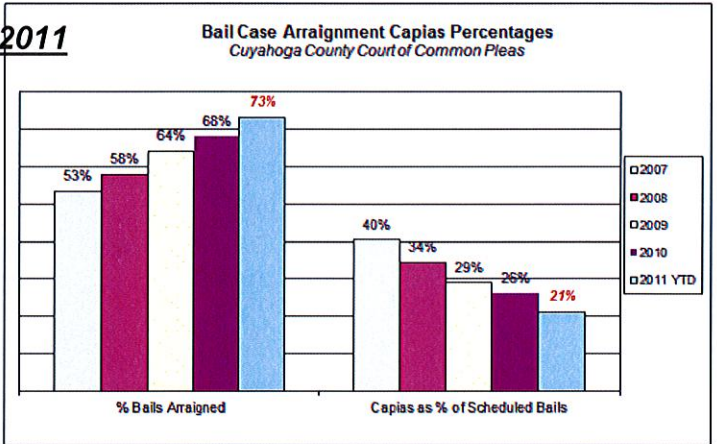
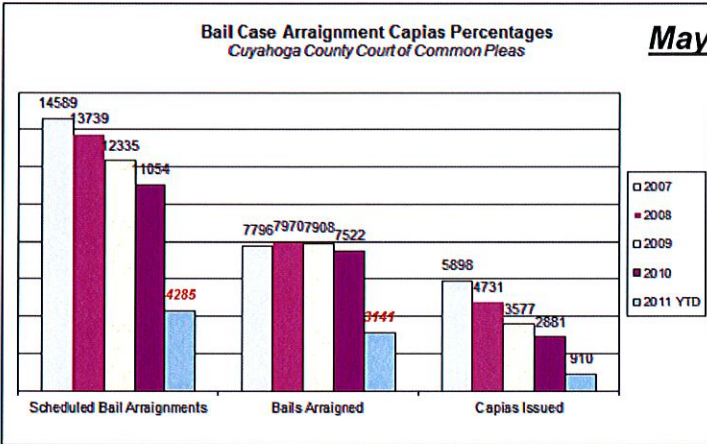
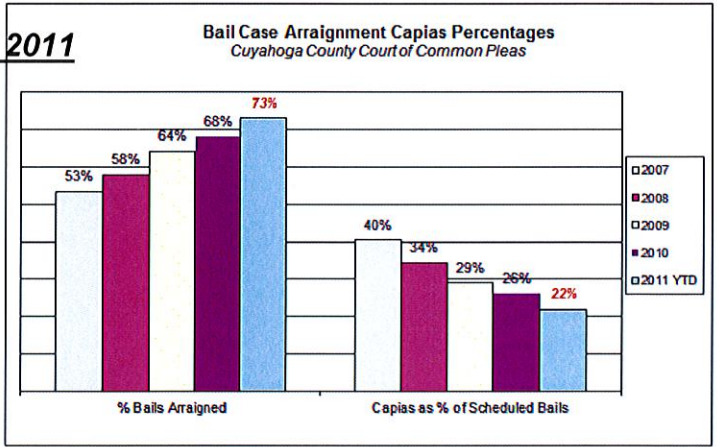
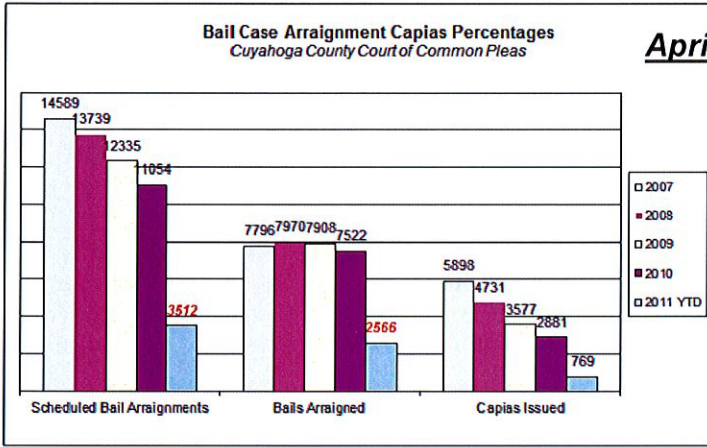
Corrections & Adjustments

There was a minor error in the Bail Case Arraignment Activity and Bail Case Arraignment Capias Percentages charts in January 2011. The error was not discovered until December 2011. Consequently, the aforementioned charts posted with the court statistics from January 2011 – November 2011 are incorrect.

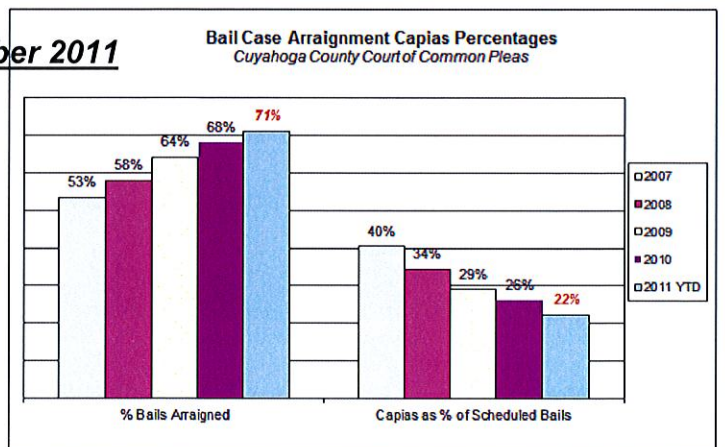
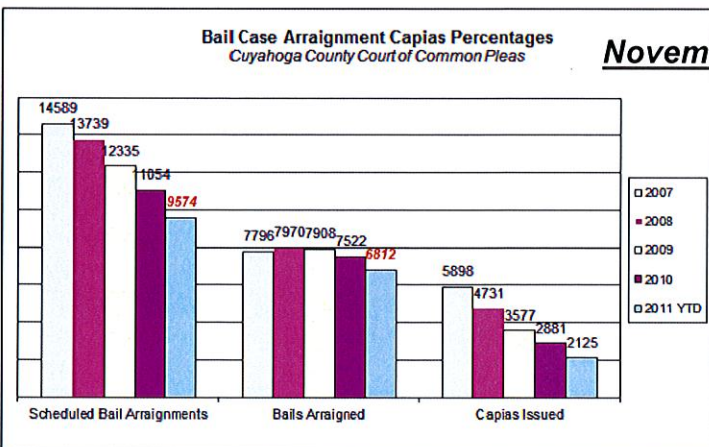
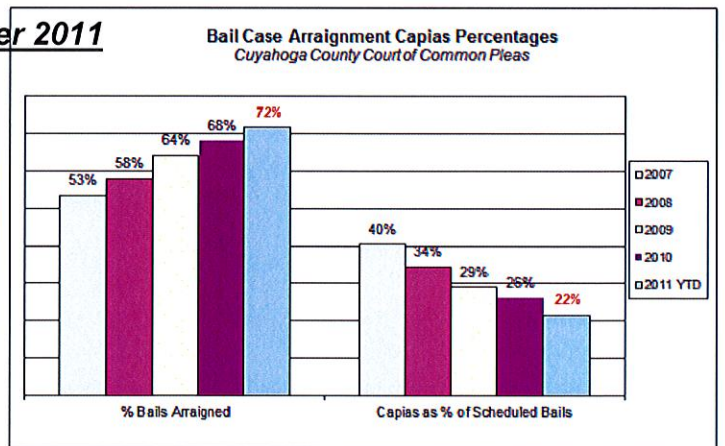
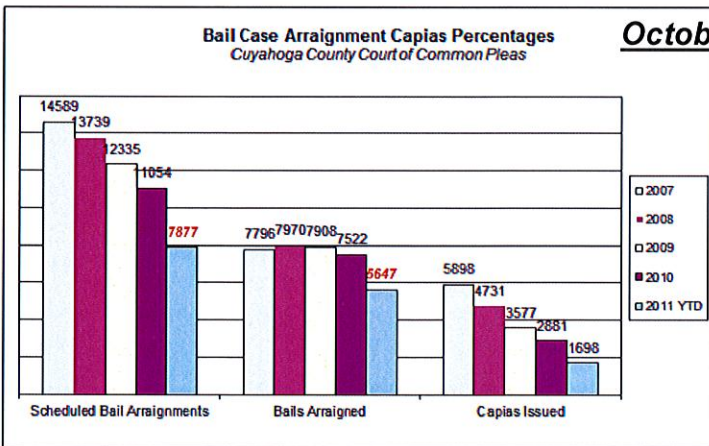
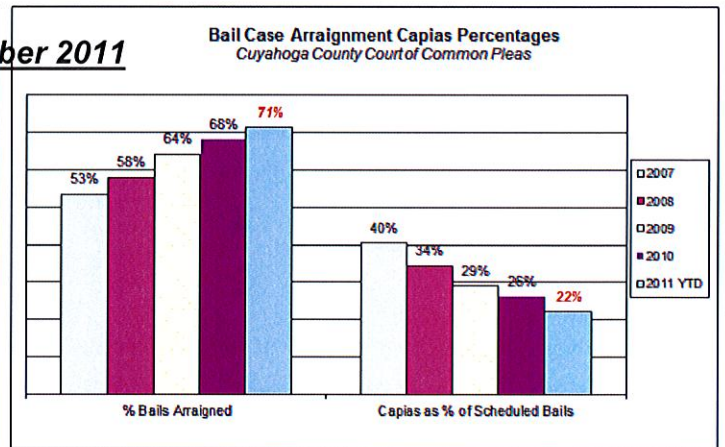
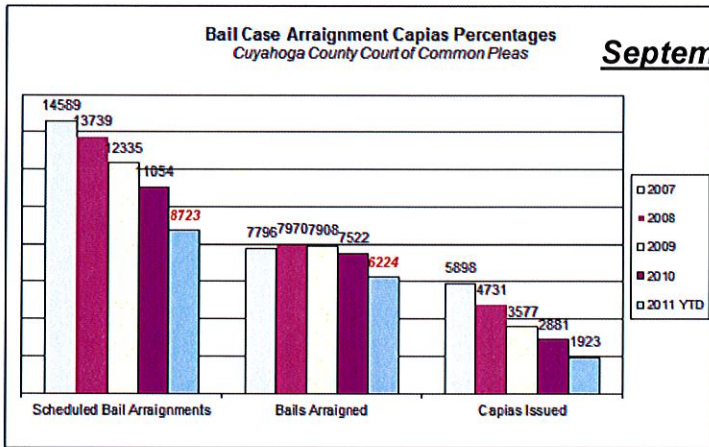
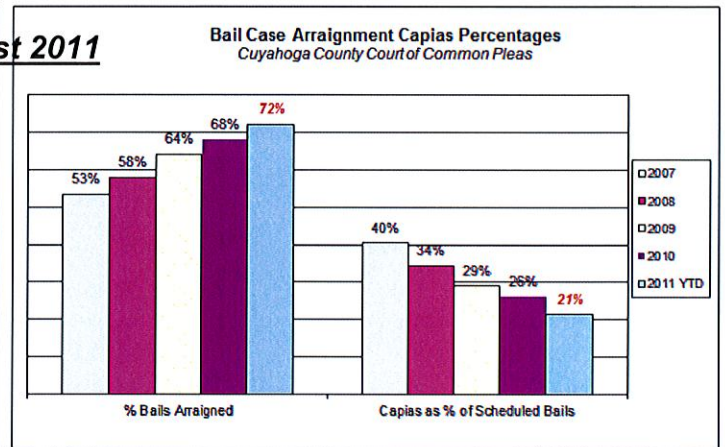
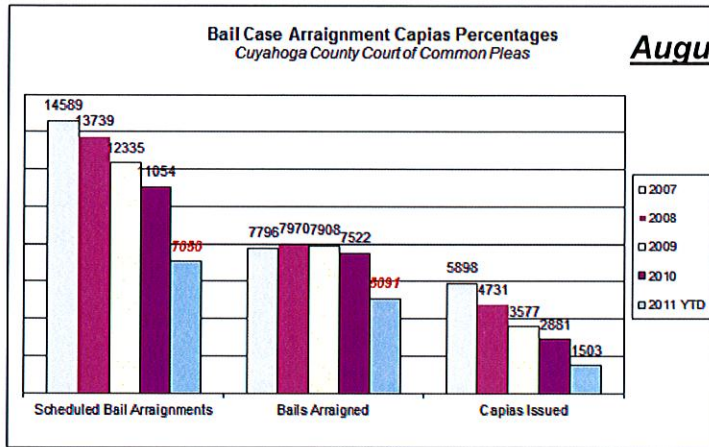
The following charts reflect the corrections highlighted in red.



CUYAHOGA COUNTY COMMON PLEAS COURT



CUYAHOGA COUNTY COMMON PLEAS COURT



CUYAHOGA COUNTY COMMON PLEAS COURT

There was a minor error in the New Marsh. Of Lien/Quite Title/Partition Case Filings by Month, Total New Judicial Foreclosure Filings by Month for Year 2010 and Total New Judicial Foreclosure Filings 1996-2010 for the month of January 2010.

The following charts reflect the *original* and *corrected* numbers.

