



CUYAHOGA COUNTY COMMON PLEAS COURT

***Statistics Report
September 2011***

***Nancy A. Fuerst
Administrative and Presiding Judge***

TABLE OF CONTENTS

Criminal Statistics

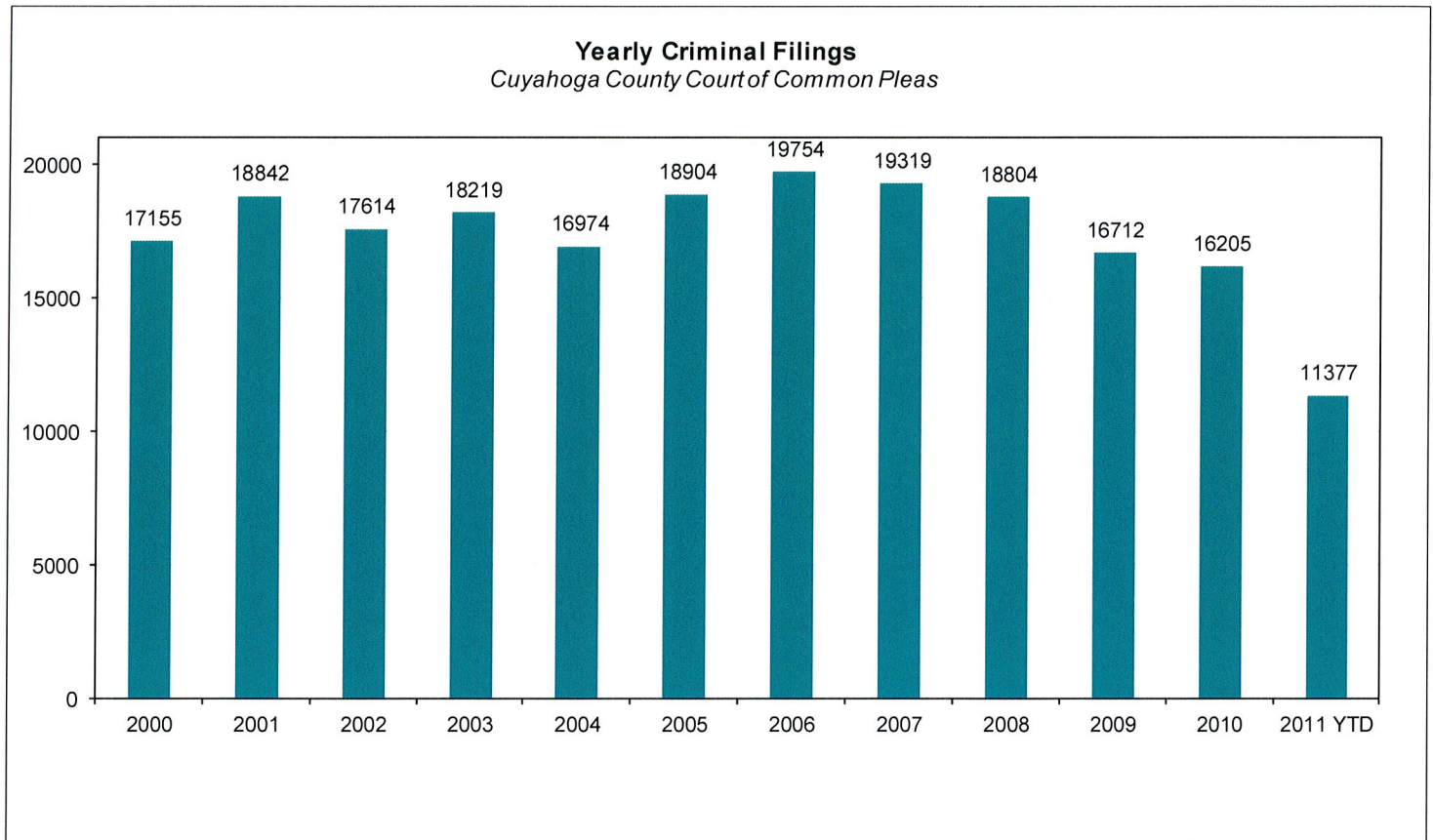
<i>Newly Filed, Re-Activated and Transferred in Cases</i> _____	4
<i>Yearly Criminal Terminations</i> _____	5
<i>Pending Criminal Cases End of Period</i> _____	6
<i>Clearance Rate</i> _____	7
<i>Arrest to Disposition Timeline</i> _____	8
<i>Average Arrest to Disposition Timeline (Jail Cases)</i> _____	9
<i>Average Arrest to Disposition Timeline (Non-Jail Cases)</i> _____	10
<i>Average Arrest to Disposition Timeline (Jail and Non-Jail Cases)</i> _____	11
<i>Yearly Average Arrest to Disposition Timeline</i> _____	12
<i>Indictments and Informations Filed With the Clerk of Courts</i> _____	13
<i>Bail Case Arraignment Activity</i> _____	14
<i>Overall Arraignment Statistics</i> _____	15
<i>Total Pending Judicial Foreclosure Cases Referred to Magistrates (A)</i> _____	17
<i>Total Pending Judicial Foreclosure Cases Referred to Magistrates (B)</i> _____	18
<i>Total Pending Judicial Foreclosure Cases Referred to Magistrates (C)</i> _____	19
<i>Total Pending Tax Lien & Certificate Cases Referred to Magistrates (A)</i> _____	20
<i>Total Pending Tax Lien & Certificate Cases Referred to Magistrates (B)</i> _____	21
<i>Total Pending Tax Lien & Certificate Cases Referred to Magistrates (C)</i> _____	22
<i>Percentage of Pending Judicial Foreclosure Cases By Filing Year</i> _____	23
<i>Judicial Foreclosure Clearance Rate Year 2009</i> _____	24
<i>Judicial Foreclosure Clearance Rate Year 2010</i> _____	25
<i>Judicial Foreclosure Clearance Rate Year 2011</i> _____	26
<i>Avg. Number of Days to Disp. (Excl. Bank. Stays & Tax Lien & Tax Cert.)</i> _____	27
<i>Avg. Number of Days to Disp. (Excl. Bank. Stays & Incl. Tax Lien & Tax Cert.)</i> _____	28
<i>Total New Judicial Foreclosure Filings</i> _____	29
<i>New Marsh of Lien/Quiet Title/Partition Case Filings by Month for Year 2009 – 2011 YTD</i> _____	30
<i>New Tax Lien & Certificate Filings by Month for Year 2009 – 2011 YTD</i> _____	31
<i>Total New Judicial Foreclosure Filings by Month for Year 2009 – 2011 YTD</i> _____	32
<i>Magistrate’s Monthly Reports</i> _____	33
<i>Report CMSR1062 - Judicial Foreclosure Statistics by Judge</i> _____	41
<i>Monthly Summary</i> _____	46
<i>Year to Date Summary</i> _____	48
<i>Corrections & Adjustments</i> _____	50

Criminal Case Statistics

CUYAHOGA COUNTY COMMON PLEAS COURT

Newly Filed, Re-Activated and Transferred in Cases

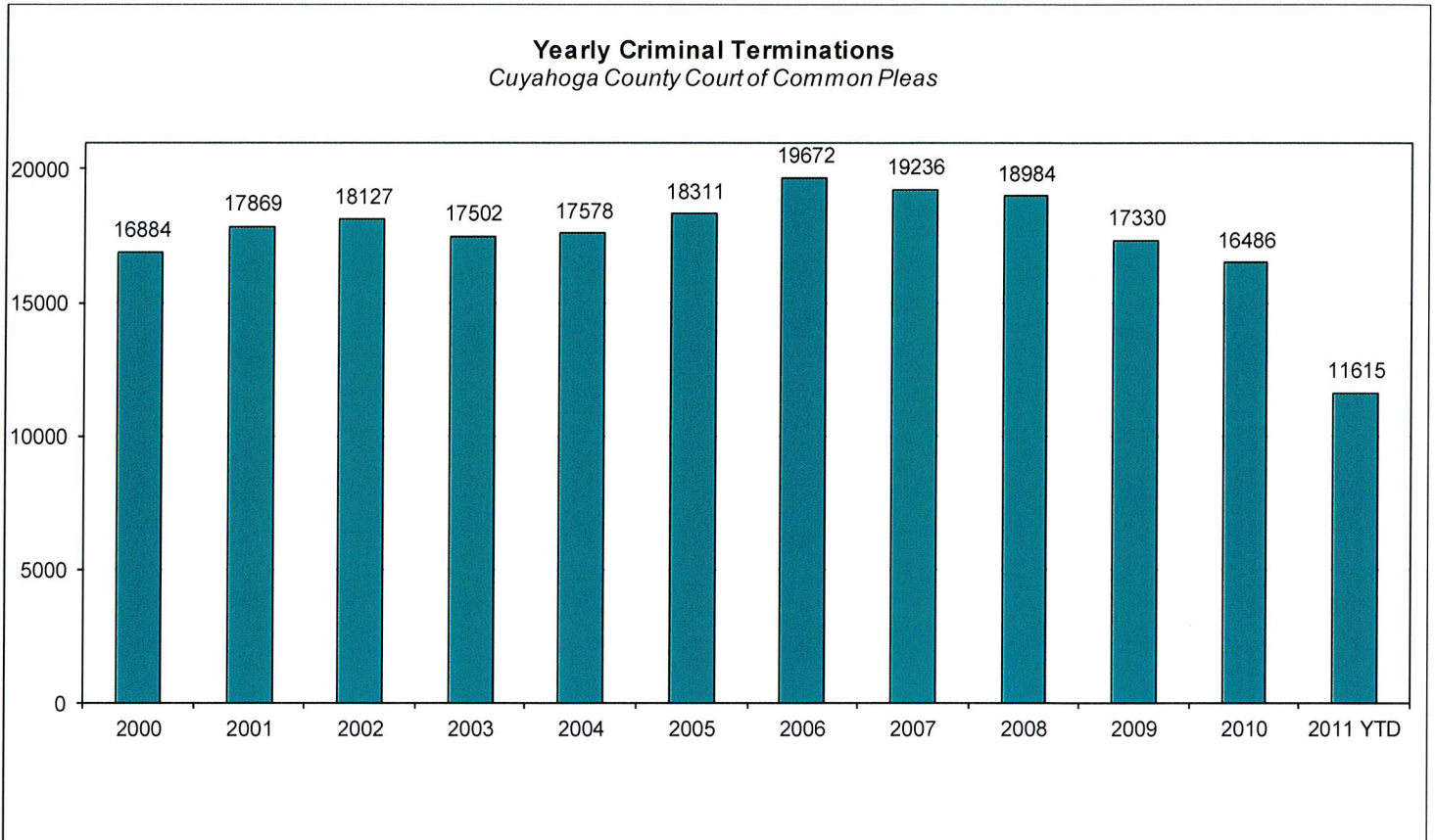
The following chart is a representation of all newly filed cases in Cuyahoga County Court of Common Pleas from 2000 – September 2011. Newly filed cases are defined as having been arraigned and assigned to a Judge. Re-activated cases are defined as cases where a defendant was unavailable for trial and has now become ready to proceed. Transferred cases are defined as cases moved from one judge's docket to another. This could be due to re-assignment to a Mental Health Judge or after additional information indicates that by Court rule, the case should have been assigned to another Judge.



CUYAHOGA COUNTY COMMON PLEAS COURT

Yearly Criminal Terminations

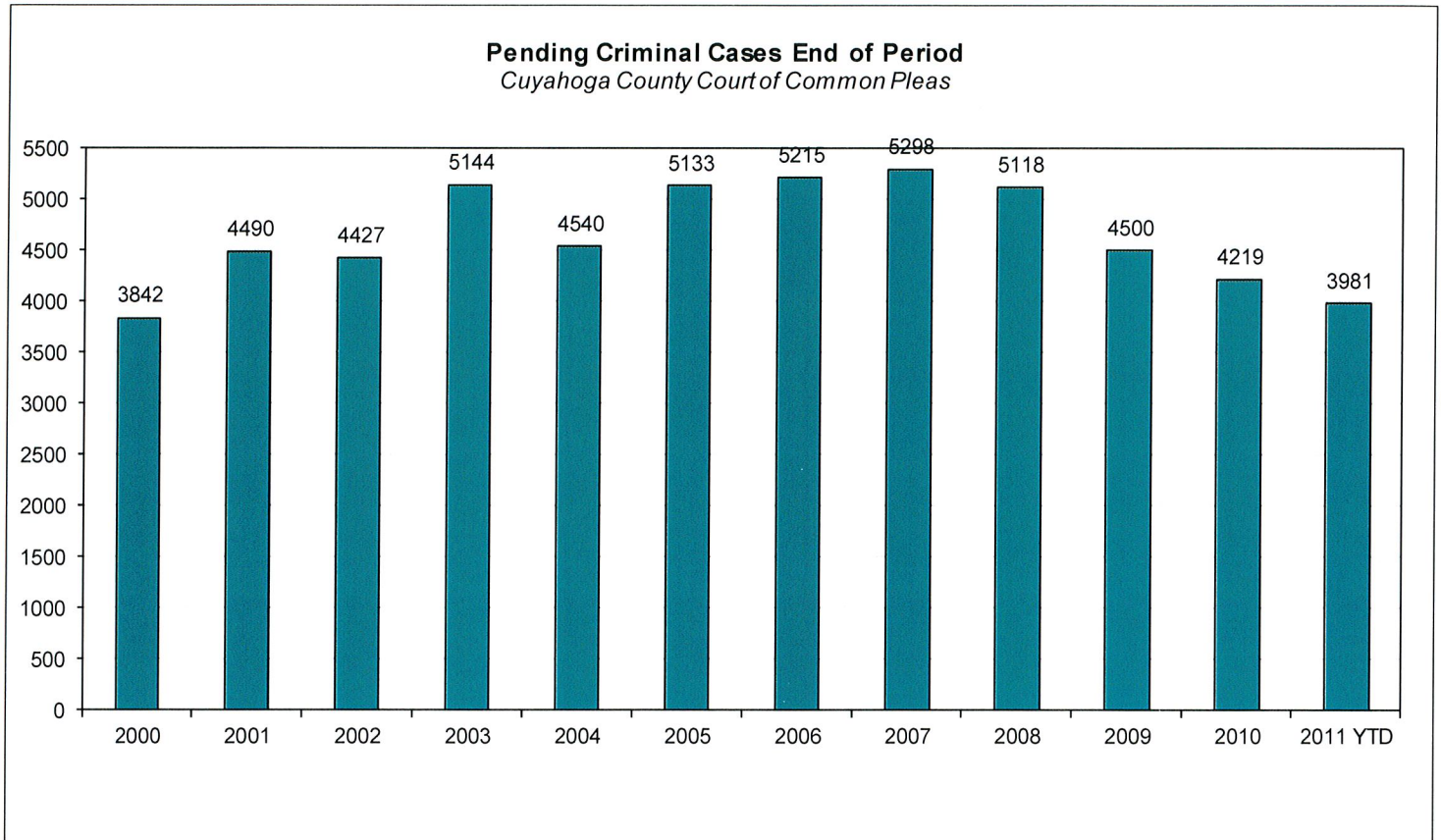
The following chart represents cases that have been terminated by the court from 2000 – September 2011. These cases have been terminated either by trial; plea, dismissal or a defendant is unavailable for trial or sentencing.



CUYAHOGA COUNTY COMMON PLEAS COURT

Pending Criminal Cases End of Period

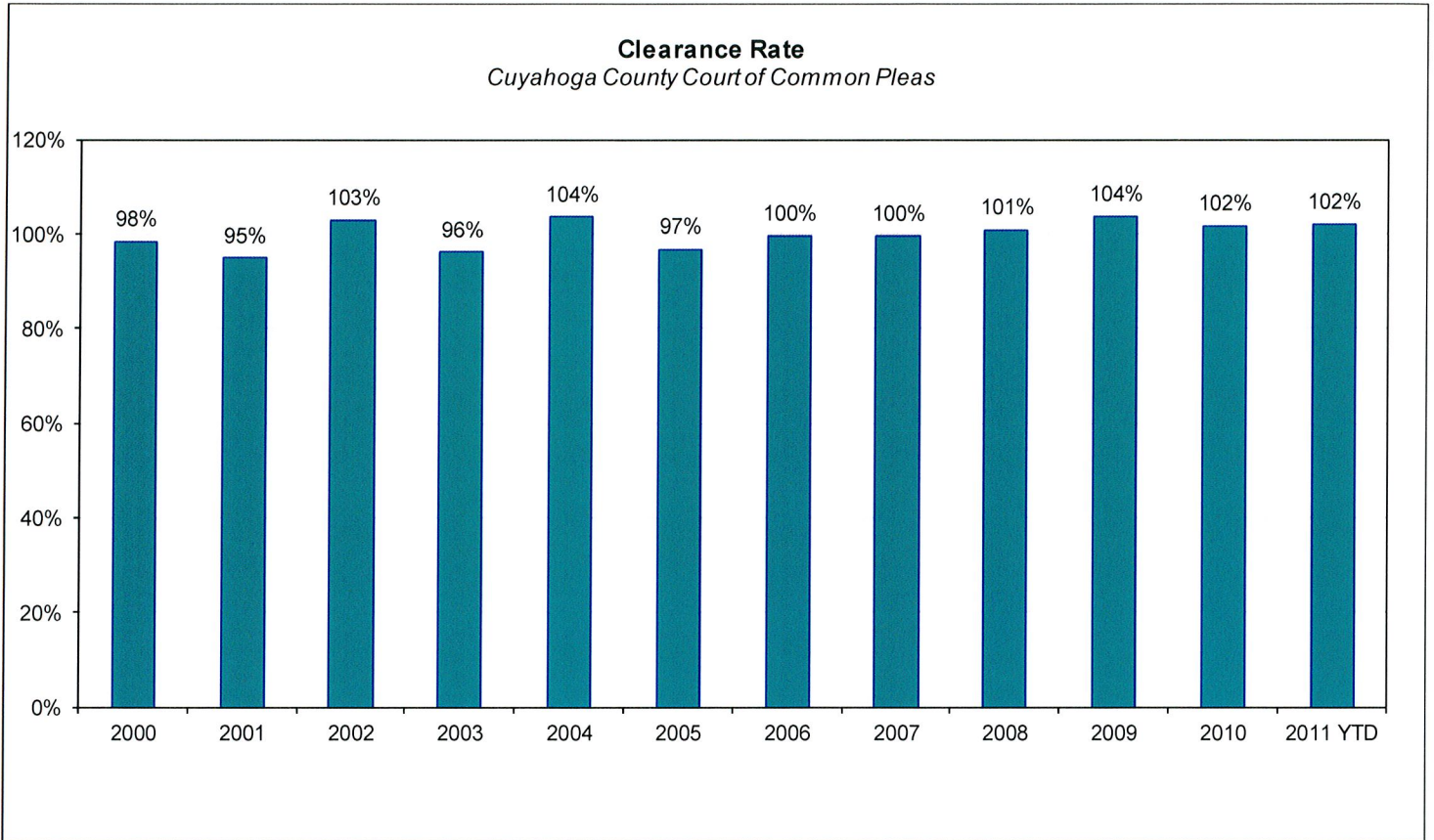
The following chart represents the total number of cases pending at the end of the reporting period from 2000 – September 2011. Pending criminal cases at the end of the period is determined by adding the total number of pending cases at the beginning of the reporting period, and all newly filed, re-activated and transferred in cases. The total number of cases terminated in the period is subtracted from the sum total pending at the beginning of the period to give the value pending at the end of the period.



CUYAHOGA COUNTY COMMON PLEAS COURT

Clearance Rate

The Clearance Rate is the total number of outgoing cases as a percentage of the number of incoming cases. Clearance rate measures whether the court is keeping up with its incoming caseload. If cases are not disposed in a timely manner, a backlog of cases awaiting disposition will grow. A Clearance Rate of 100% indicates that at least as many cases have been filed, reopened, or reactivated in a period have been disposed.



Arrest to Disposition Timeline

Arrest to disposition timeline is a method to measure how felony cases flow through the Cuyahoga County Criminal Justice System. By capturing how long a case takes to move from stage to stage, we can examine where problems may exist and where potential improvements in case processing can be made.

The source data was extracted from the Cuyahoga County Court of Common Pleas Case Management System. The overall population of sample data was based on cases terminated in a given month excluding cases that have gone through diversion programs. A case is defined as a defendant and all charges involved in a single incident. The period for the extracted data is from September 2011.

The stages examined were:

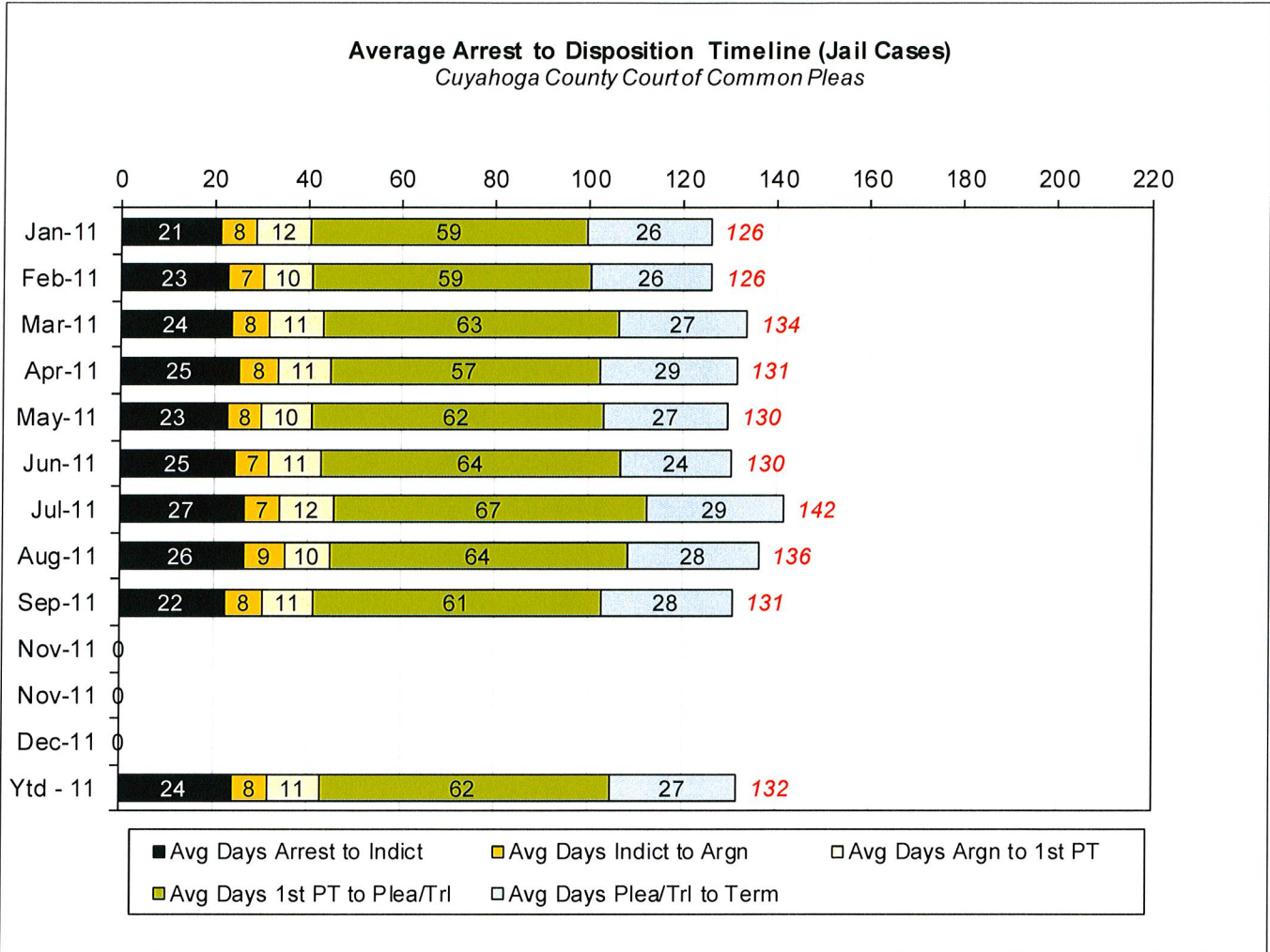
Arrest to Indictment
Indictment to Arraignment
Arraignment to 1st Pre-Trial
1st Pre-Trial to Plea/Trial
Plea/Trial to Termination

Due to the fact that each case may or may not have all of the stage date elements, a method to arrive at stage averages was applied. For a case to be included in the average for a stage there would need to be both dates for the given stage. A case would be included in the Arrest to Indictment stage if both arrest date and indictment date were available. This method was applied to each of the five stages. Next we calculated the total number of cases that met the date criteria for each of the ranges and also the total number of days between each date. To arrive at an average, the total number of days for each case in each range was calculated and divided by the total number of cases that met the date criteria. If a case had a time period or periods where the defendant was capiased or referred to the Psych Clinic, that amount of time was subtracted from the appropriate range. For re-indicted cases, the original arrest date is used.

The following three charts are for Jail, Non-Jail and combined Jail and Non-Jail cases. Jail and Non-Jail cases are defined by the status of the defendant at arraignment.

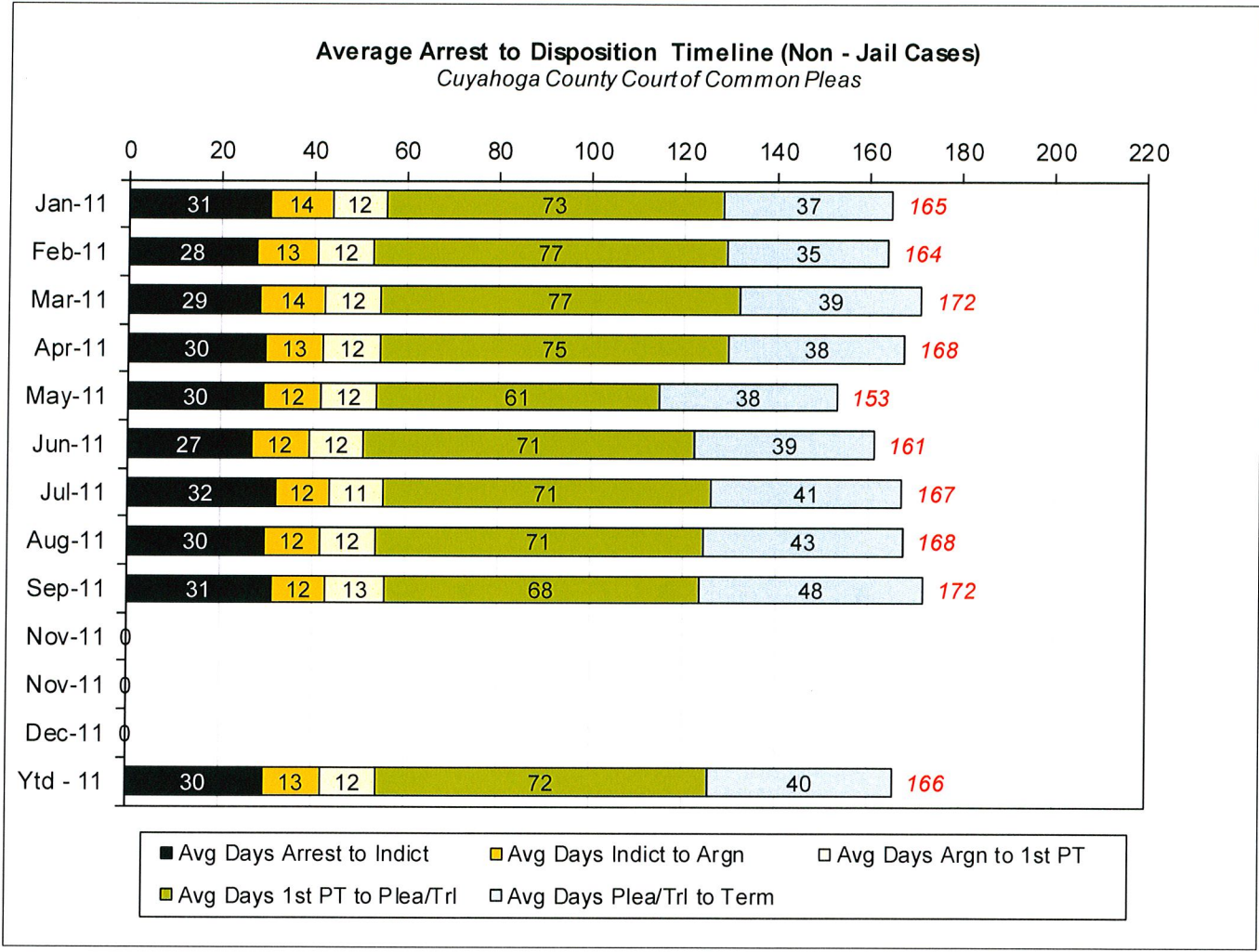
CUYAHOGA COUNTY COMMON PLEAS COURT

Average Arrest to Disposition Timeline (Jail Cases)



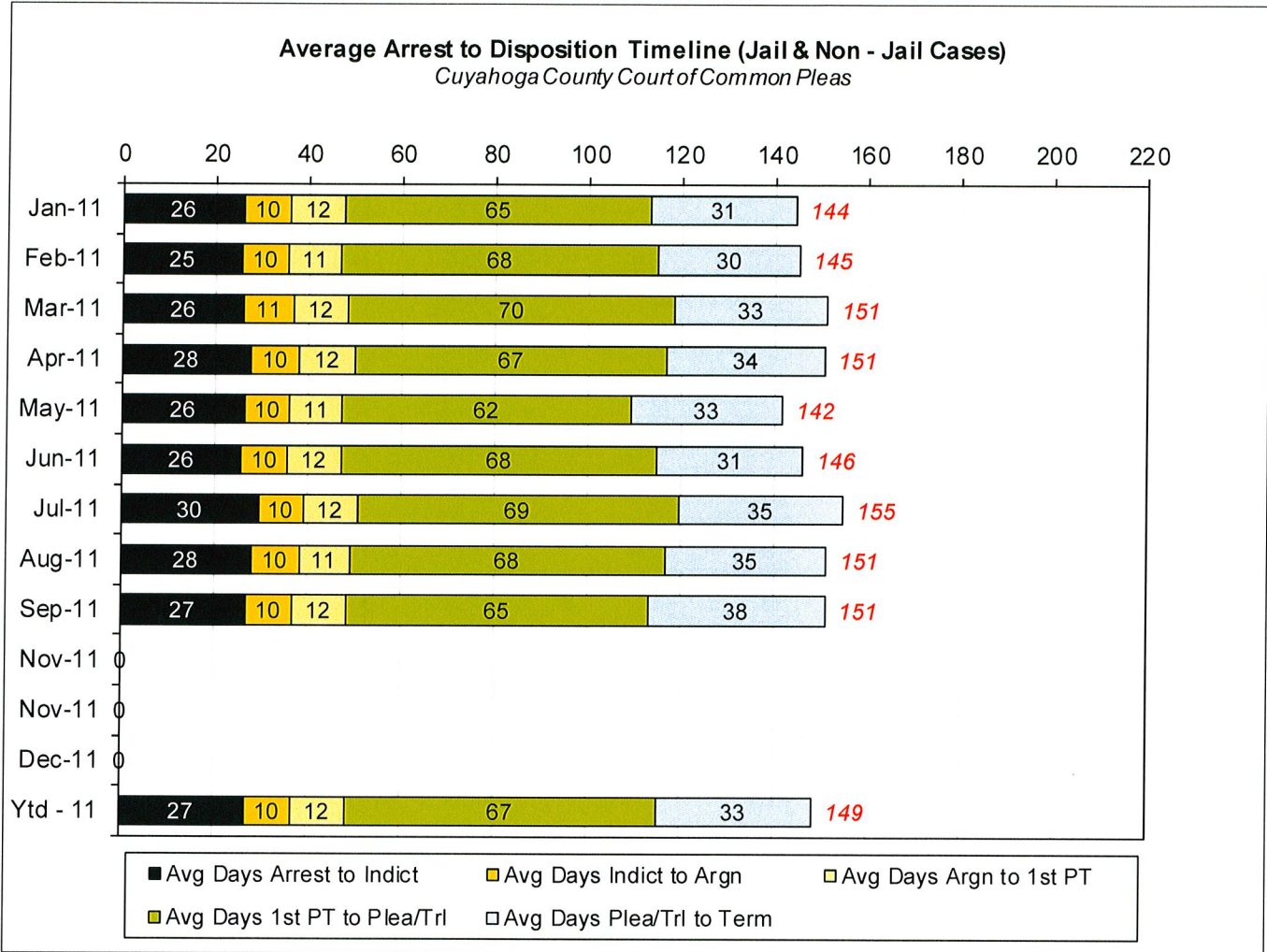
CUYAHOGA COUNTY COMMON PLEAS COURT

Average Arrest to Disposition Timeline (Non-Jail Cases)



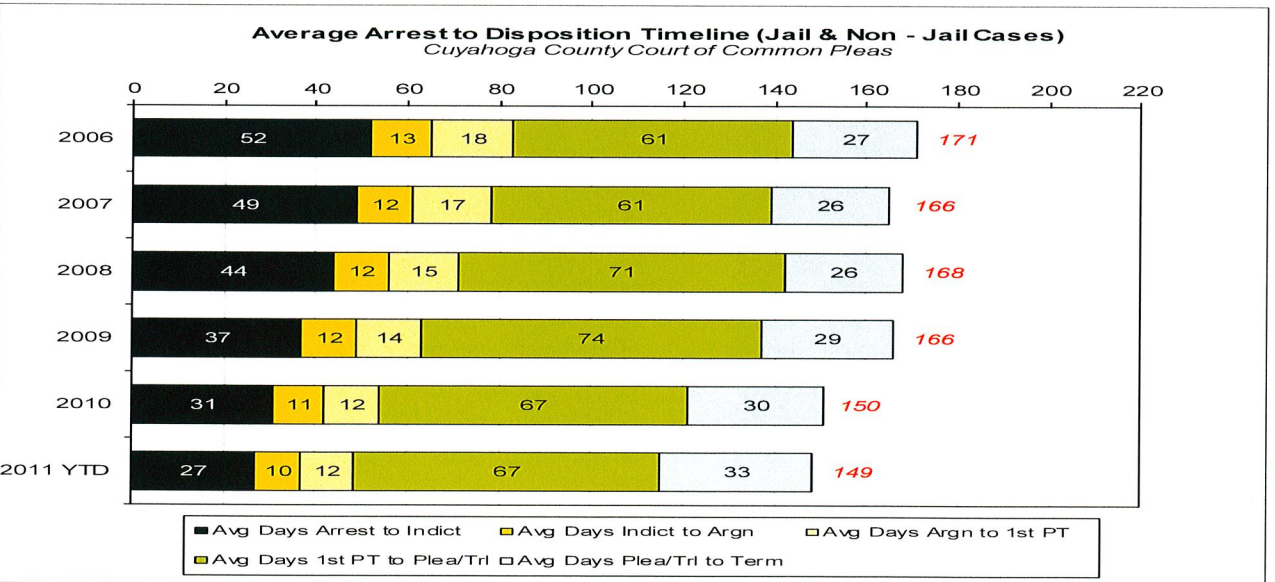
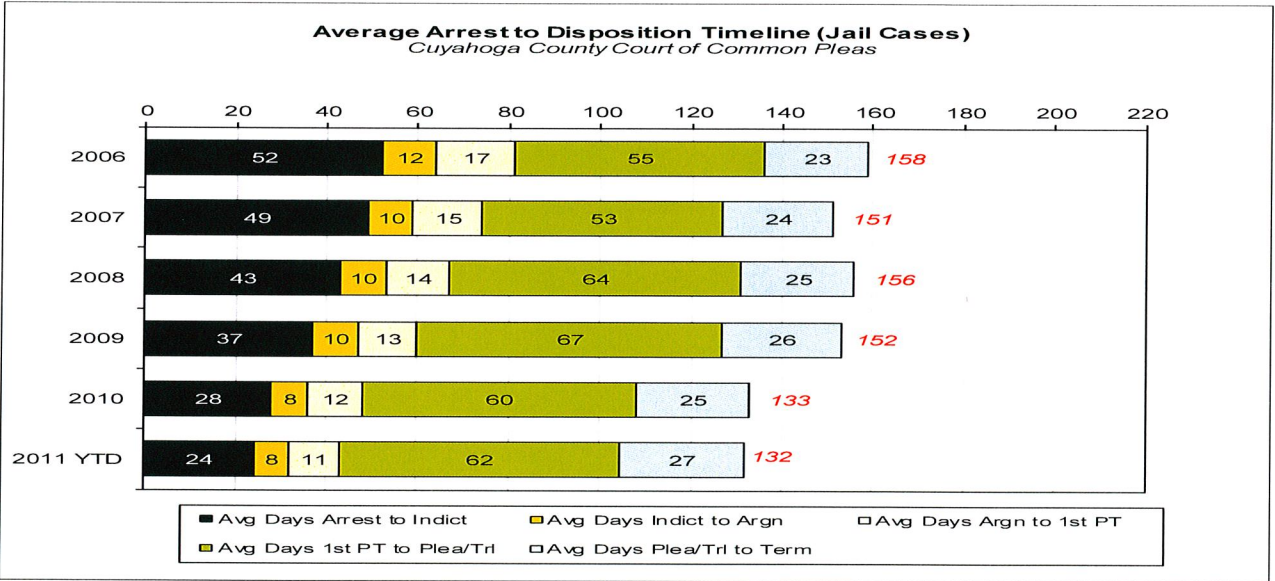
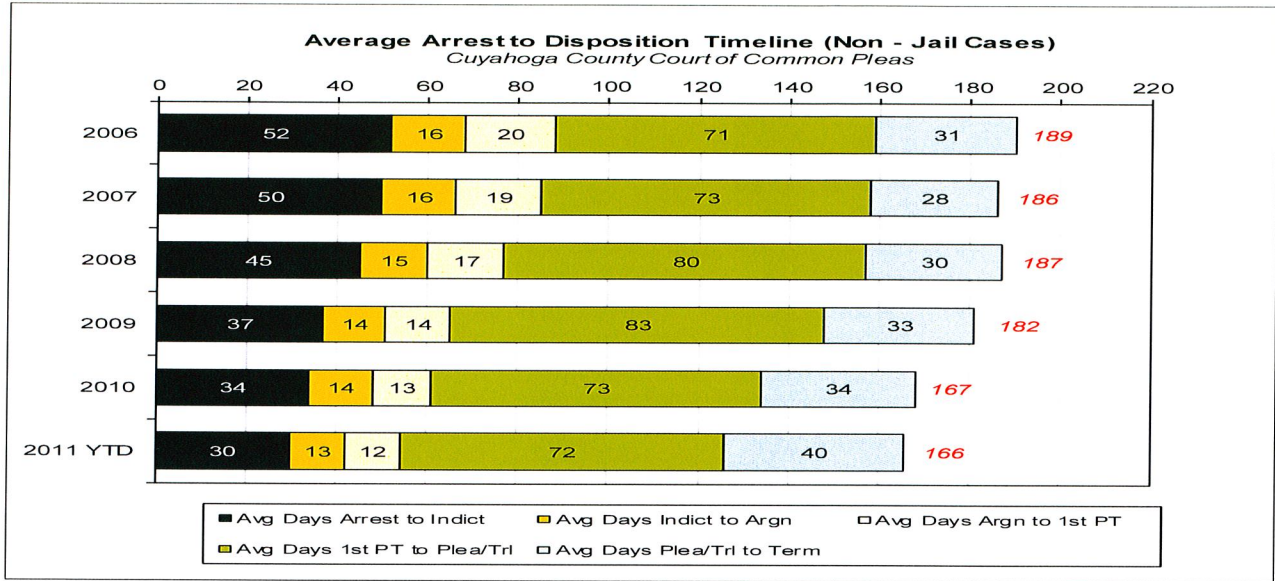
CUYAHOGA COUNTY COMMON PLEAS COURT

Average Arrest to Disposition Timeline (Jail and Non-Jail Cases)



CUYAHOGA COUNTY COMMON PLEAS COURT

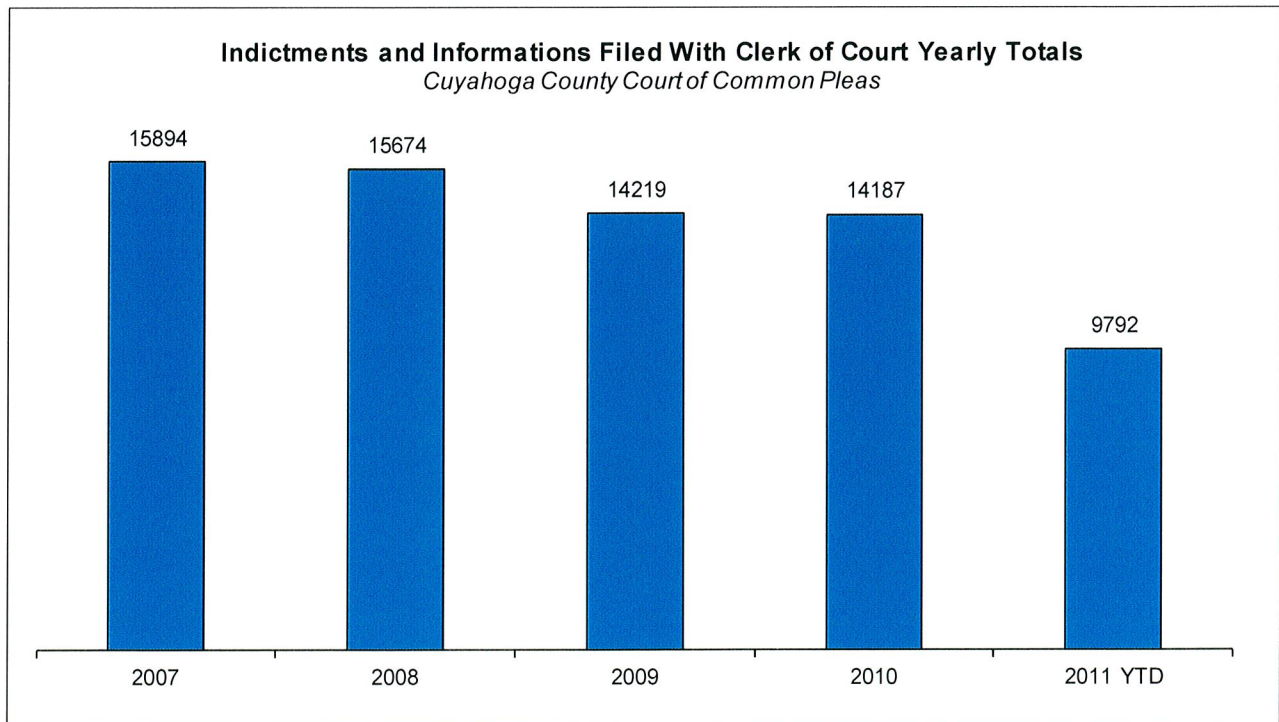
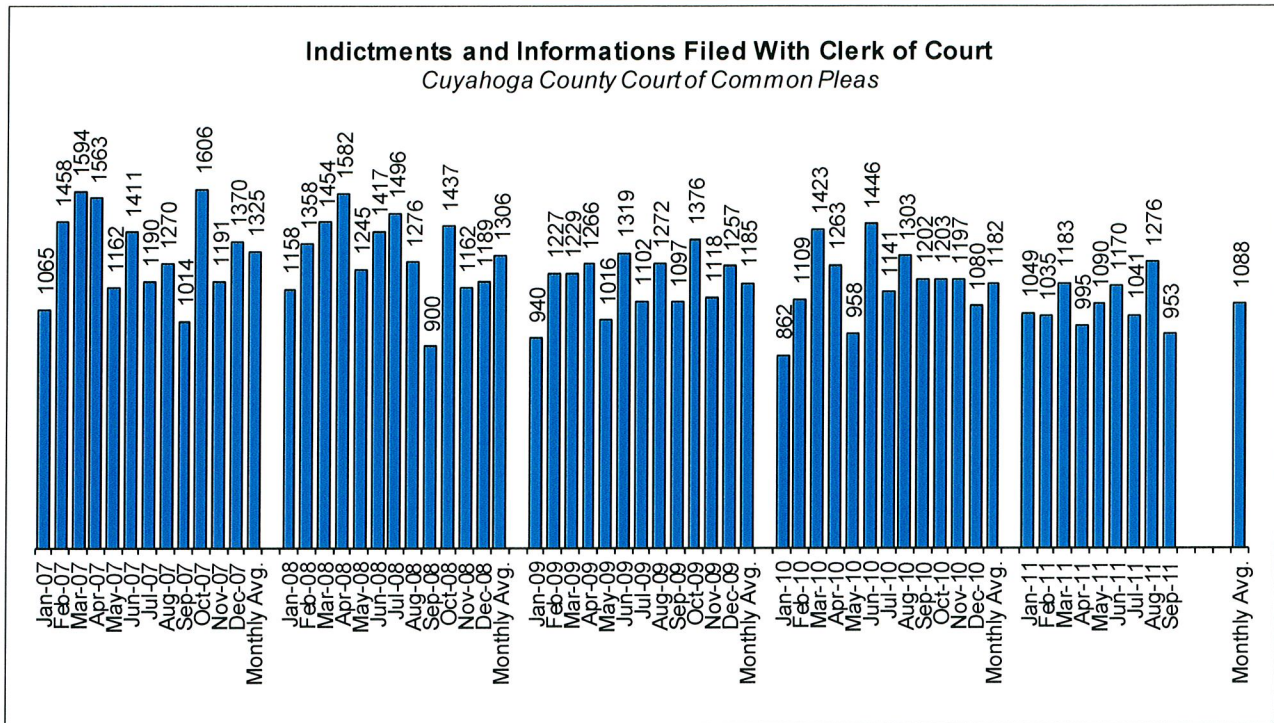
Yearly Average Arrest to Disposition Timeline



CUYAHOGA COUNTY COMMON PLEAS COURT

Indictments and Informations Filed With the Clerk of Courts

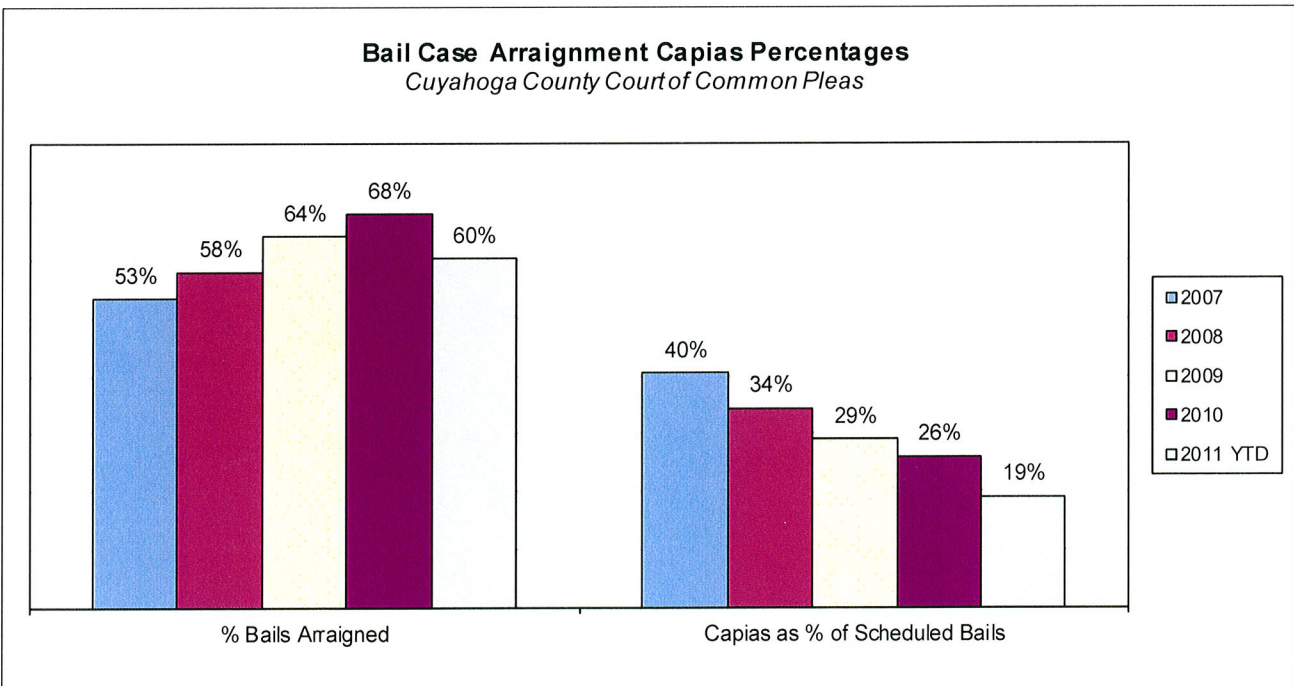
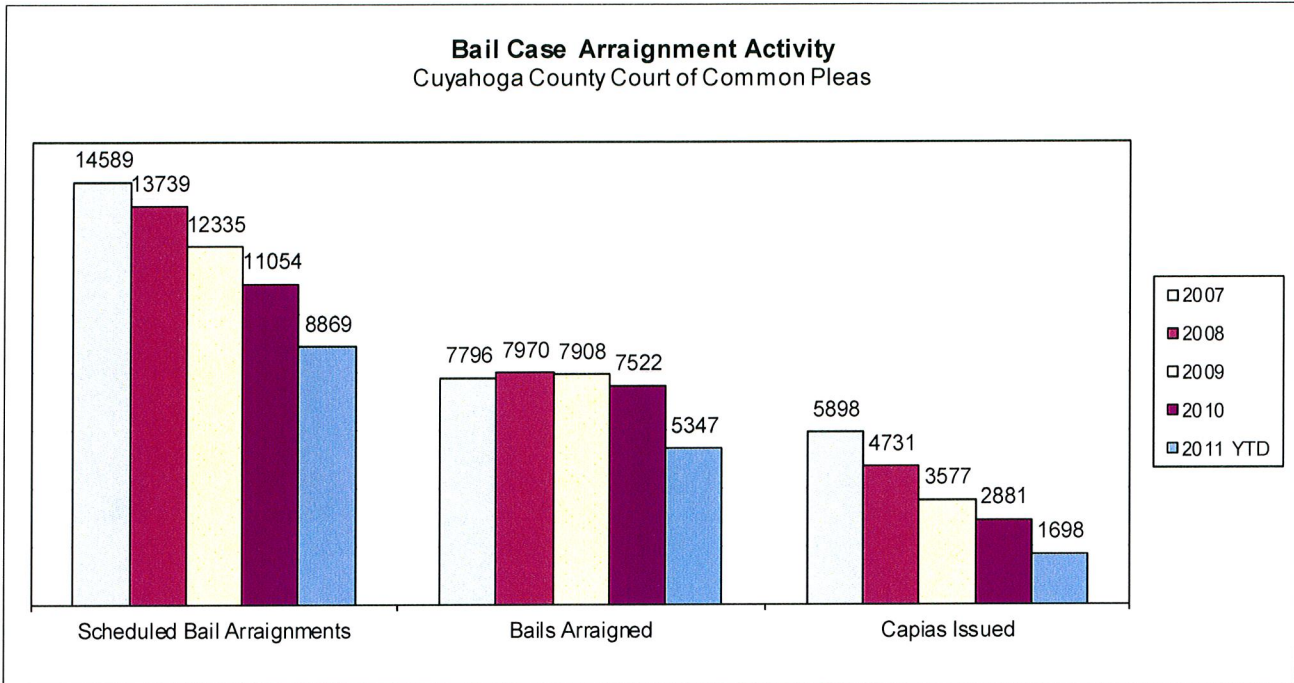
The following charts are reflective of Indictments and Informations filed with the Criminal Clerk of Courts from 2007. The source for this information was the Criminal Clerk's Office.



CUYAHOGA COUNTY COMMON PLEAS COURT

Bail Case Arraignment Activity

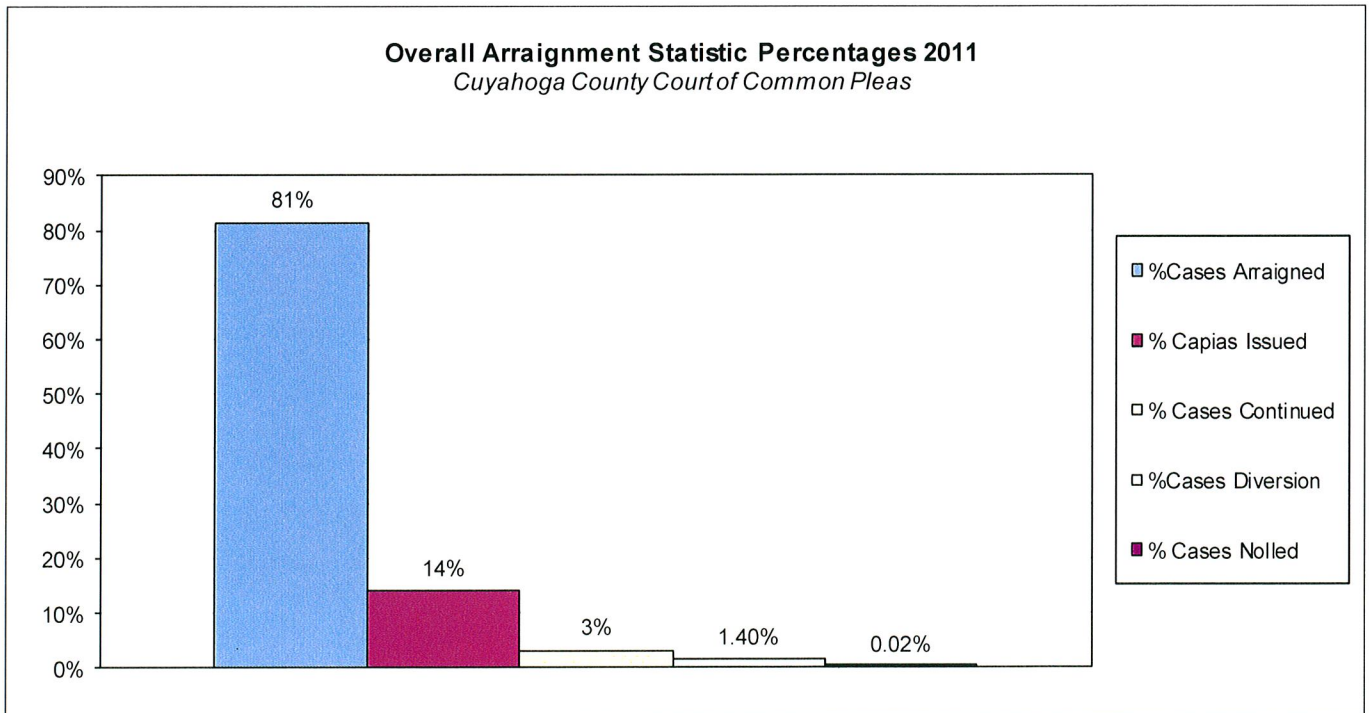
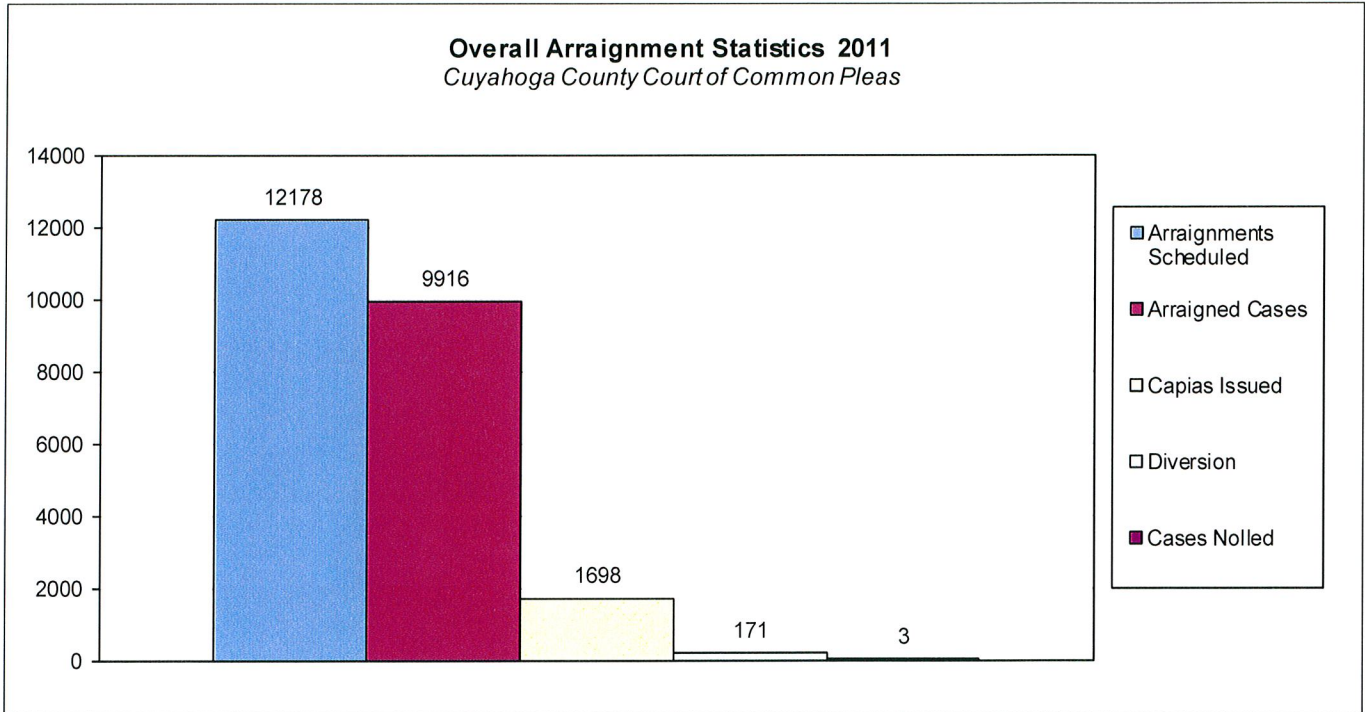
The following charts are reflective of arraignment activity where the defendant was not incarcerated at the time of arraignment. The source for this information was the Criminal Records Department.



CUYAHOGA COUNTY COMMON PLEAS COURT

Overall Arraignment Statistics

The arraignment statistics were provided by the Criminal Records Department. They are provided to give a representation of arraignment activity in the Court in 2011. These statistics include jail and non – jail arraignments.



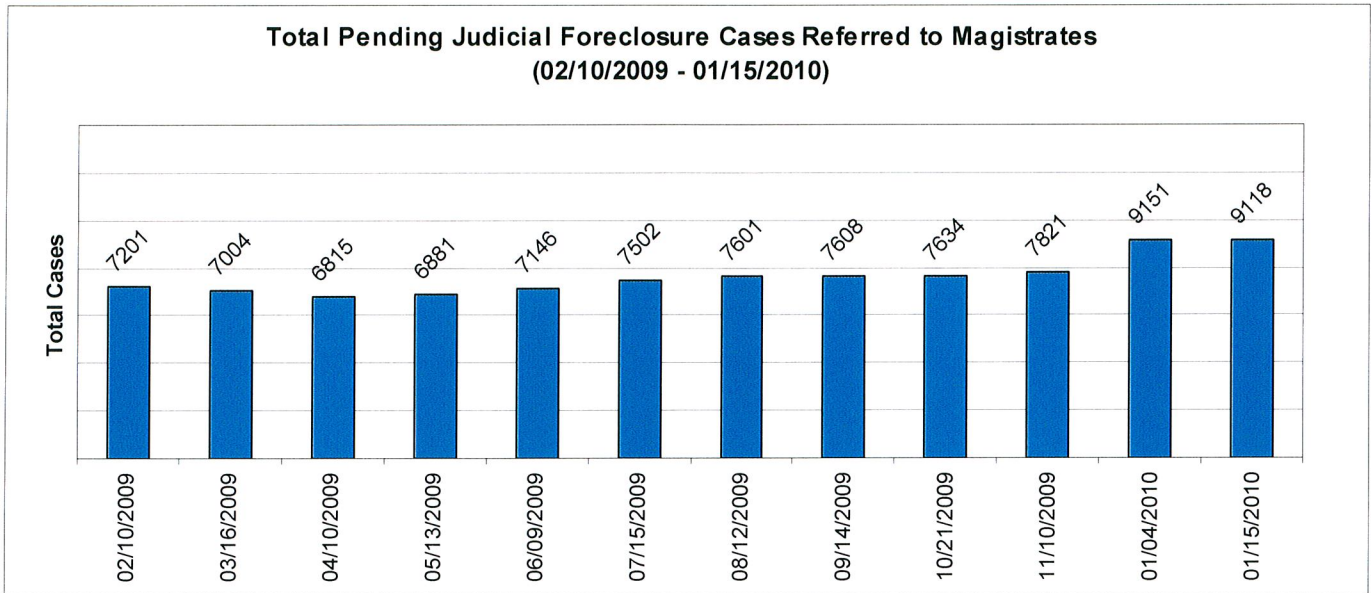
Judicial Foreclosure Statistics¹

¹ For clarification purposes, Foreclosure cases in this report are identified as Judicial Foreclosure filings (filing codes 1460 (Foreclosure Marsh. Of Lien), 1465(Tax Lien), 1466 (Tax Certificate), 1470 (Quiet Title), and 1480 (Partition)). These cases are different from Board of Revision Foreclosures, which are not reported here.

CUYAHOGA COUNTY COMMON PLEAS COURT

Total Pending Judicial Foreclosure Cases Referred to Magistrates (A)

The following chart is a display of the total number of pending Judicial Foreclosure cases referred to the Magistrates on specific dates. The table below shows the number of these cases pending for each year since 1990.

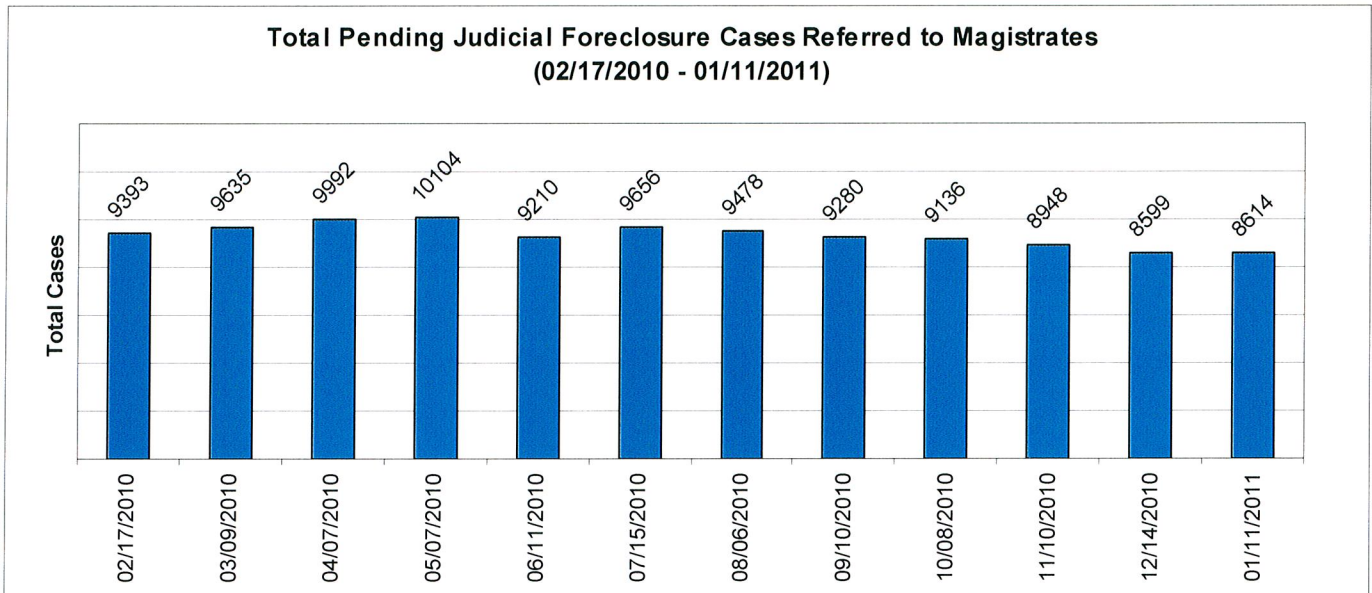


	As of:	02/10/2009	03/16/2009	04/10/2009	05/13/2009	06/09/2009	07/15/2009	08/12/2009	09/14/2009	10/21/2009	11/10/2009	01/04/2010	01/15/2010
Year													
1990		0	0	0	0	0	0	0	0	0	0	0	0
1991		0	0	0	0	0	0	0	0	0	0	0	0
1992		0	0	0	0	0	0	0	0	0	0	0	0
1993		0	0	0	0	0	0	0	0	0	0	0	0
1994		0	0	0	0	0	0	0	0	0	0	0	0
1995		0	0	0	0	0	0	0	0	0	0	0	0
1996		0	0	0	0	0	0	0	0	0	0	0	0
1997		0	0	0	0	0	0	0	0	0	0	0	0
1998		0	0	0	1	0	0	0	0	0	0	0	0
1999		0	0	0	0	0	0	0	0	0	0	0	0
2000		2	2	2	2	2	2	3	2	2	3	2	2
2001		2	1	1	1	1	1	1	1	1	1	1	1
2002		3	2	3	3	3	3	1	1	1	1	1	1
2003		10	12	14	11	11	11	11	9	8	8	8	7
2004		20	16	15	16	16	16	15	15	15	14	13	13
2005		22	19	20	19	18	16	16	16	16	12	13	13
2006		106	90	84	65	62	56	49	42	30	27	25	25
2007		399	314	263	231	203	165	145	129	107	98	88	80
2008		5533	4356	3585	2980	2510	2030	1719	1439	1162	1009	776	720
2009		1104	2192	2828	3552	4320	5202	5641	5954	6292	6648	8224	7933
2010													323
Total		7201	7004	6815	6881	7146	7502	7601	7608	7634	7821	9151	9118

CUYAHOGA COUNTY COMMON PLEAS COURT

Total Pending Judicial Foreclosure Cases Referred to Magistrates (B)

The following chart is a display of the total number of pending Judicial Foreclosure cases referred to the Magistrates on specific dates. The table below shows the number of these cases pending from each year since 1990.

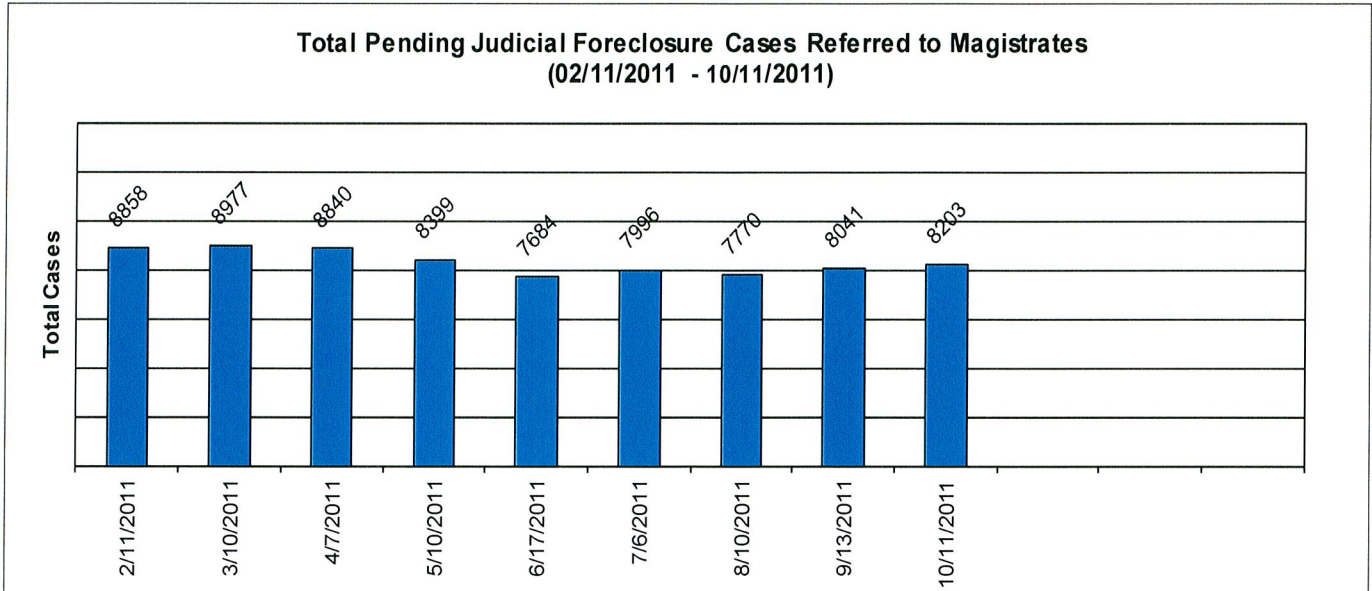


	As of:	02/17/2010	03/09/2010	04/07/2010	05/07/2010	06/11/2010	07/15/2010	08/06/2010	09/10/2010	10/08/2010	11/10/2010	12/14/2010	01/11/2011
Year													
1990		0	0	0	0	0	0	0	0	0	0	0	0
1991		0	0	0	0	0	0	0	0	0	0	0	0
1992		0	0	0	0	0	0	0	0	1	0	1	0
1993		0	0	0	0	0	0	0	0	0	0	0	0
1994		0	0	0	0	0	0	0	0	0	0	0	0
1995		0	0	0	0	0	0	0	0	0	1	0	0
1996		0	0	0	0	0	0	0	0	1	1	1	1
1997		0	0	0	0	0	0	0	0	0	0	0	0
1998		0	0	0	0	0	0	0	0	0	0	0	0
1999		0	0	0	0	0	0	0	0	1	1	0	0
2000		3	3	3	2	2	1	1	1	0	1	0	1
2001		1	1	1	0	0	0	1	0	0	0	0	0
2002		1	0	1	1	1	1	1	1	1	1	1	1
2003		6	7	7	8	8	8	6	5	6	4	4	4
2004		11	12	11	13	11	10	8	9	11	9	9	9
2005		12	13	15	11	9	12	11	9	7	8	8	9
2006		23	22	16	15	13	17	12	15	15	14	12	13
2007		69	65	63	64	61	50	47	43	37	37	33	31
2008		585	511	442	356	308	262	250	215	189	169	148	136
2009		7064	6478	5811	5137	4070	3424	2990	2527	2125	1751	1445	1282
2010		1618	2523	3622	4497	4727	5871	6151	6455	6742	6951	6937	6927
2011													200
Total		9393	9635	9992	10104	9210	9656	9478	9280	9136	8948	8599	8614

CUYAHOGA COUNTY COMMON PLEAS COURT

Total Pending Judicial Foreclosure Cases Referred to Magistrates (C)

The following chart is a display of the total number of pending Judicial Foreclosure cases referred to the Magistrates on specific dates. The table below shows the number of these cases pending from each year since 1990.

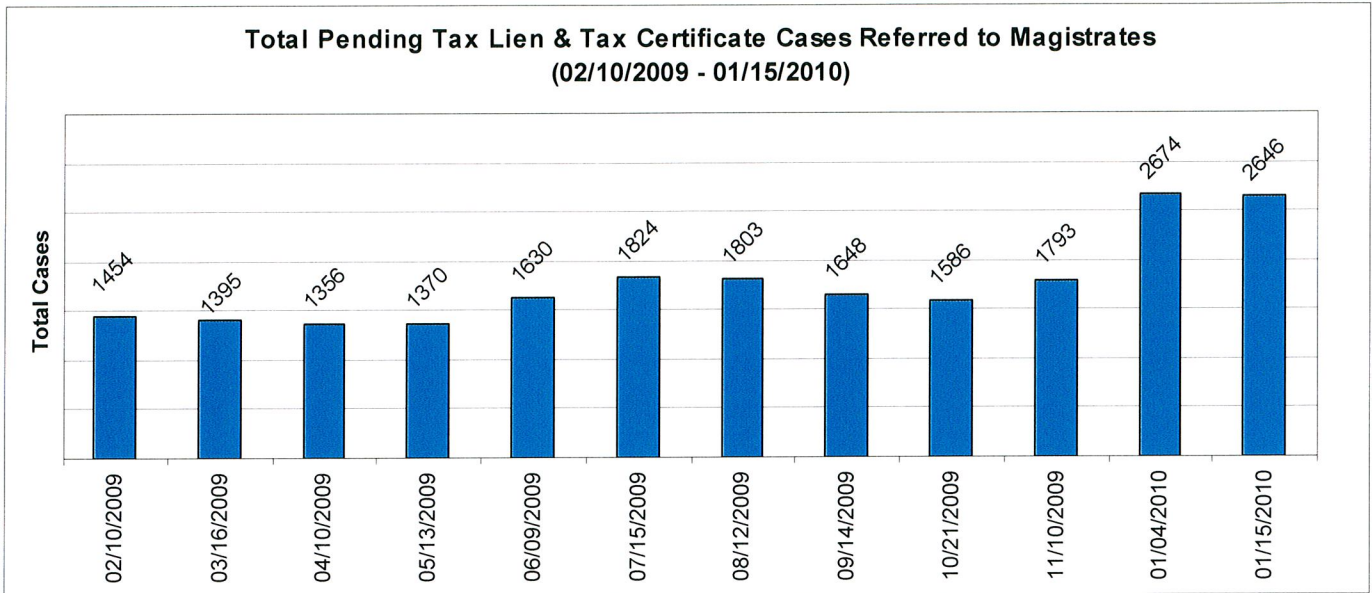


	As of:											
	2/11/2011	3/10/2011	4/7/2011	5/10/2011	6/17/2011	7/6/2011	8/10/2011	9/13/2011	10/11/2011			
Year												
1990	0	0	0	0	0	0	0	0	0			
1991	0	0	0	0	0	0	0	0	0			
1992	0	0	0	0	0	0	0	0	0			
1993	0	0	0	0	0	0	0	0	0			
1994	0	0	0	0	0	0	0	0	0			
1995	0	0	0	0	0	0	0	0	0			
1996	1	1	1	1	1	1	0	0	0			
1997	0	0	0	0	0	0	0	0	0			
1998	0	0	0	0	0	0	0	0	1			
1999	0	0	0	0	0	0	0	0	0			
2000	1	1	3	2	0	0	0	0	0			
2001	0	0	0	0	0	0	0	0	0			
2002	1	1	1	4	3	1	11	12	10			
2003	4	2	2	2	2	2	2	2	2			
2004	6	7	6	6	5	4	3	2	2			
2005	9	7	7	6	4	4	5	3	2			
2006	10	9	10	9	11	9	12	10	11			
2007	29	27	26	24	22	22	20	18	20			
2008	120	109	96	82	72	71	59	58	51			
2009	1031	912	761	611	481	423	342	303	278			
2010	6219	5572	4822	3979	3080	2733	2096	1720	1551			
2011	1427	2329	3105	3673	4003	4726	5220	5913	6275			
Total	8858	8977	8840	8399	7684	7996	7770	8041	8203			

CUYAHOGA COUNTY COMMON PLEAS COURT

Total Pending Tax Lien & Certificate Cases Referred to Magistrates (A)

The following chart is a display of the number of pending tax Judicial Foreclosure cases referred to the Magistrates on specific dates. The table below shows the number of pending tax Judicial Foreclosure cases in each year since 1990.

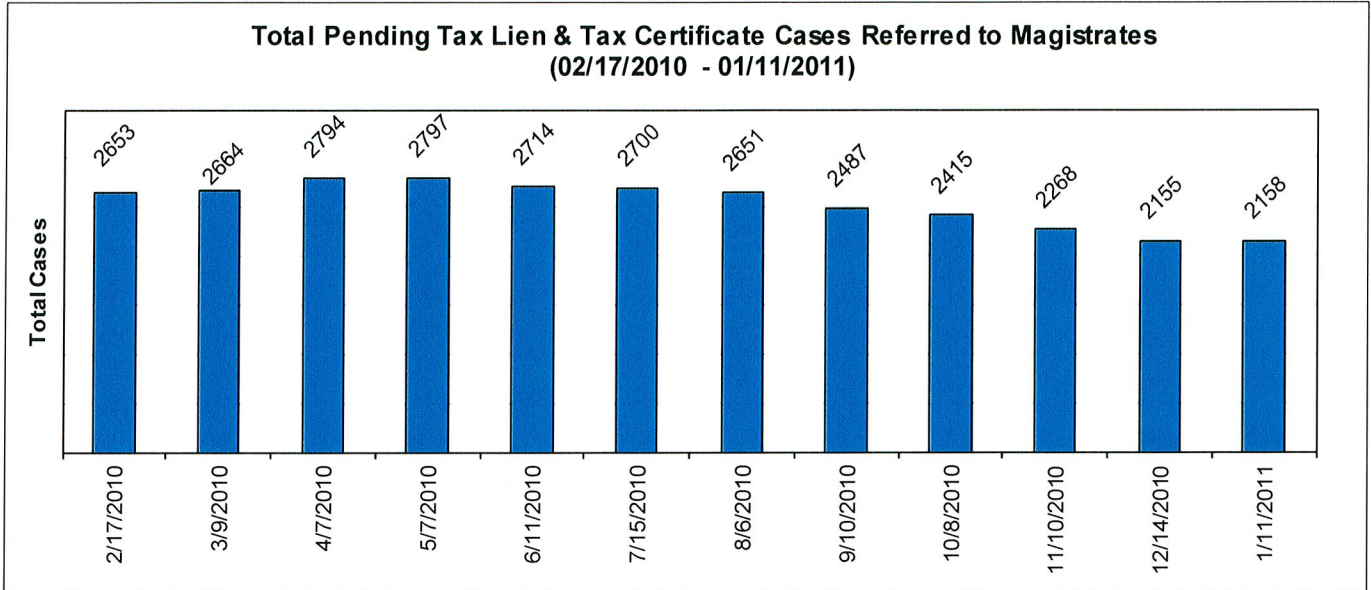


	As of:	02/10/2009	03/16/2009	04/10/2009	05/13/2009	06/09/2009	07/15/2009	08/12/2009	09/14/2009	10/21/2009	11/10/2009	01/04/2010	01/15/2010
Year													
1990		0	0	0	0	0	0	0	0	0	0	0	0
1991		0	0	0	0	0	0	0	0	0	0	0	0
1992		0	0	0	0	0	0	0	0	0	0	0	0
1993		0	0	0	0	0	0	0	0	0	0	0	0
1994		0	0	0	0	0	0	0	0	0	0	0	0
1995		0	0	0	0	0	0	0	0	0	0	0	0
1996		0	0	0	0	0	0	0	0	0	0	0	0
1997		0	0	0	0	0	0	0	0	0	0	0	0
1998		0	0	0	0	0	0	0	0	0	0	0	0
1999		0	0	0	0	0	0	0	0	0	0	0	0
2000		1	1	1	1	1	1	1	1	1	1	1	1
2001		2	1	1	1	1	1	1	1	1	1	1	1
2002		0	0	0	0	0	0	0	0	0	0	0	0
2003		1	2	2	1	1	1	1	1	1	1	1	1
2004		4	3	3	3	3	3	4	4	4	4	4	4
2005		8	4	3	3	3	3	3	2	2	2	2	2
2006		35	29	24	19	19	18	14	12	9	6	5	4
2007		77	60	45	39	36	30	24	23	16	14	13	13
2008		1244	1118	1027	922	839	697	586	464	369	318	251	228
2009		82	177	250	381	727	1070	1169	1140	1183	1446	2396	2369
2010													23
Total		1454	1395	1356	1370	1630	1824	1803	1648	1586	1793	2674	2646

CUYAHOGA COUNTY COMMON PLEAS COURT

Total Pending Tax Lien & Certificate Cases Referred to Magistrates (B)

The following chart is a display of the number of pending tax Judicial Foreclosure cases referred to the Magistrates on specific dates. The table below shows the number of pending tax Judicial Foreclosure cases in each year since 1990.




	As of:	2/17/2010	3/9/2010	4/7/2010	5/7/2010	6/11/2010	7/15/2010	8/6/2010	9/10/2010	10/8/2010	11/10/2010	12/14/2010	1/11/2011
Year													
1990		0	0	0	0	0	0	0	0	0	0	0	0
1991		0	0	0	0	0	0	0	0	0	0	0	0
1992		0	0	0	0	0	0	0	0	0	0	0	0
1993		0	0	0	0	0	0	0	0	0	0	0	0
1994		0	0	0	0	0	0	0	0	0	0	0	0
1995		0	0	0	0	0	0	0	0	0	0	0	0
1996		0	0	0	0	0	0	0	0	0	0	0	0
1997		0	0	0	0	0	0	0	0	0	0	0	0
1998		0	0	0	0	0	0	0	0	0	0	0	0
1999		0	0	0	0	0	0	0	0	0	0	0	0
2000		1	1	1	1	1	1	1	1	0	0	0	0
2001		1	1	1	0	0	0	0	0	0	0	0	0
2002		0	0	0	1	0	0	0	0	0	0	0	0
2003		1	1	1	1	1	1	1	0	1	0	0	0
2004		4	3	3	3	3	3	3	3	3	3	3	3
2005		2	2	2	2	1	2	2	2	2	2	3	4
2006		3	3	3	4	2	4	4	4	4	5	4	6
2007		12	10	10	11	10	8	8	8	6	6	5	5
2008		186	156	133	107	91	82	77	63	55	51	45	41
2009		2267	2145	2054	1924	1750	1558	1422	1246	1102	908	753	674
2010		176	342	586	743	855	1041	1133	1160	1242	1293	1342	1425
Total		2653	2664	2794	2797	2714	2700	2651	2487	2415	2268	2155	2158

CUYAHOGA COUNTY COMMON PLEAS COURT

Total Pending Tax Lien & Certificate Cases Referred to Magistrates (C)

The following chart is a display of the number of pending tax Judicial Foreclosure cases referred to the Magistrates on specific dates. The table below shows the number of pending tax Judicial Foreclosure cases in each year since 1990.

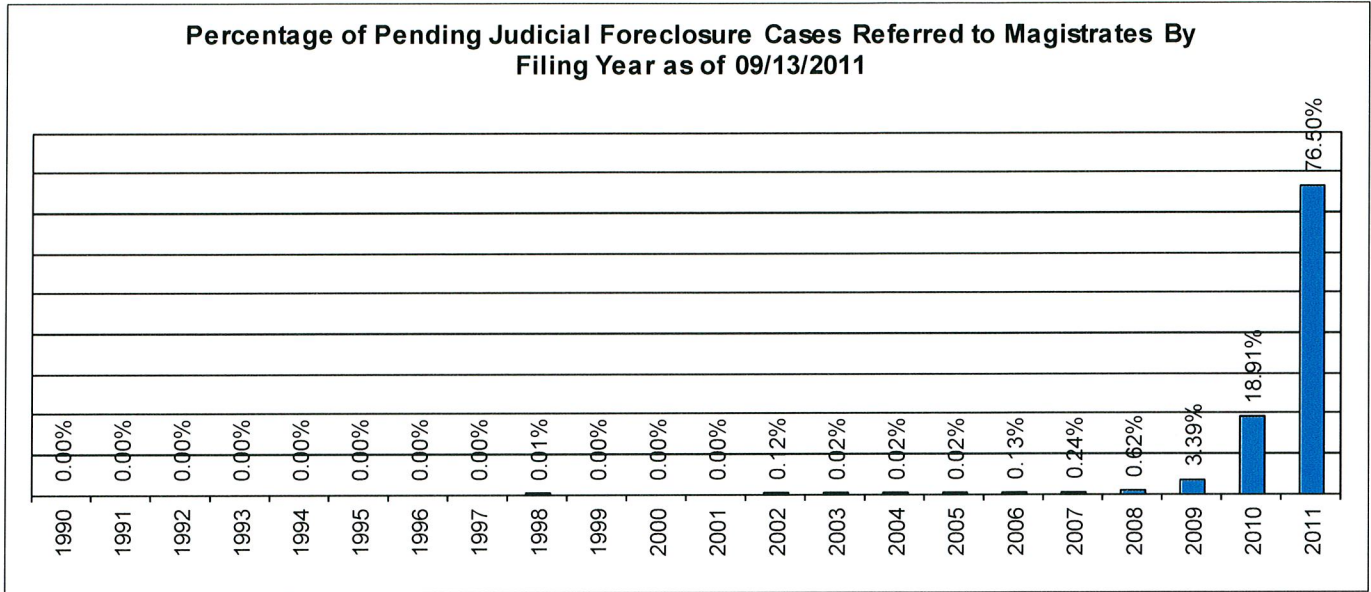


	As of:	2/11/2011	3/10/2011	4/7/2011	5/10/2011	6/17/2011	7/7/2011	8/10/2011	9/13/2011	10/11/2011			
Year													
1990		0	0	0	0	0	0	0	0	0			
1991		0	0	0	0	0	0	0	0	0			
1992		0	0	0	0	0	0	0	0	0			
1993		0	0	0	0	0	0	0	0	0			
1994		0	0	0	0	0	0	0	0	0			
1995		0	0	0	0	0	0	0	0	0			
1996		0	0	0	0	0	0	0	0	0			
1997		0	0	0	0	0	0	0	0	0			
1998		0	0	0	0	0	0	0	0	0	1		
1999		0	0	0	0	0	0	0	0	0			
2000		0	0	0	0	0	0	0	0	0			
2001		0	0	0	0	0	0	0	0	0			
2002		0	0	0	0	1	0	0	1	0			
2003		0	0	0	0	0	0	0	0	0			
2004		3	4	3	3	3	3	2	1	1			
2005		4	4	4	4	3	4	3	2	1			
2006		3	3	2	2	2	2	3	3	3			
2007		5	5	6	6	6	5	5	4	5			
2008		35	31	30	26	20	19	15	14	14			
2009		507	441	364	294	208	181	144	129	121			
2010		1297	1193	1040	874	668	592	425	351	315			
2011		403	764	818	898	973	984	1004	1209	1224			
Total		2257	2445	2267	1209	1884	1790	1601	1714	1685			

CUYAHOGA COUNTY COMMON PLEAS COURT

Percentage of Pending Judicial Foreclosure Cases By Filing Year

The following chart is a representation of the total number of pending Judicial Foreclosure cases by filing year expressed as a percentage on a specific date. The table below is the supporting data for this chart.

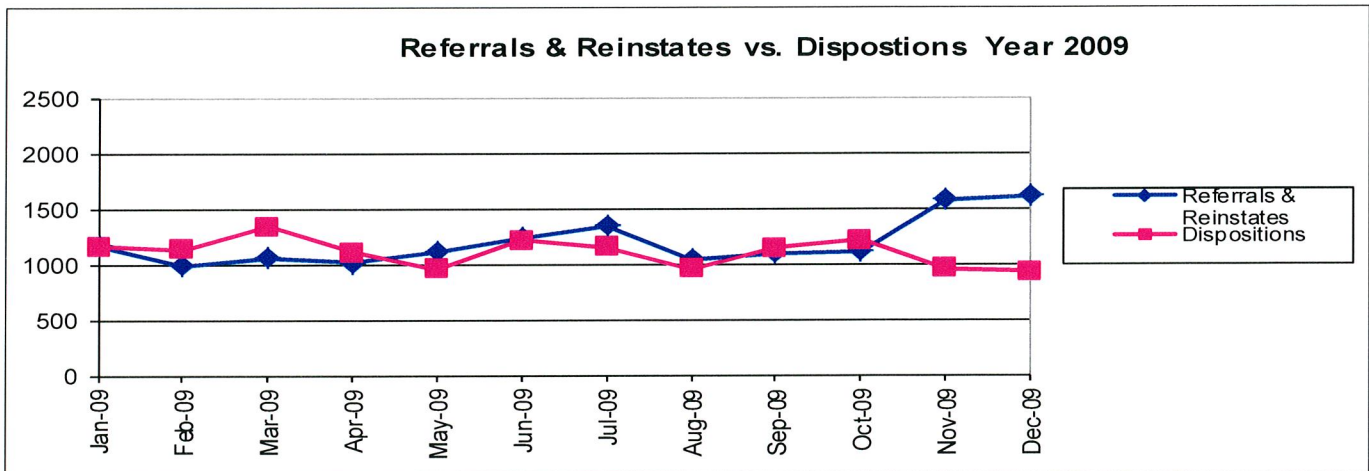
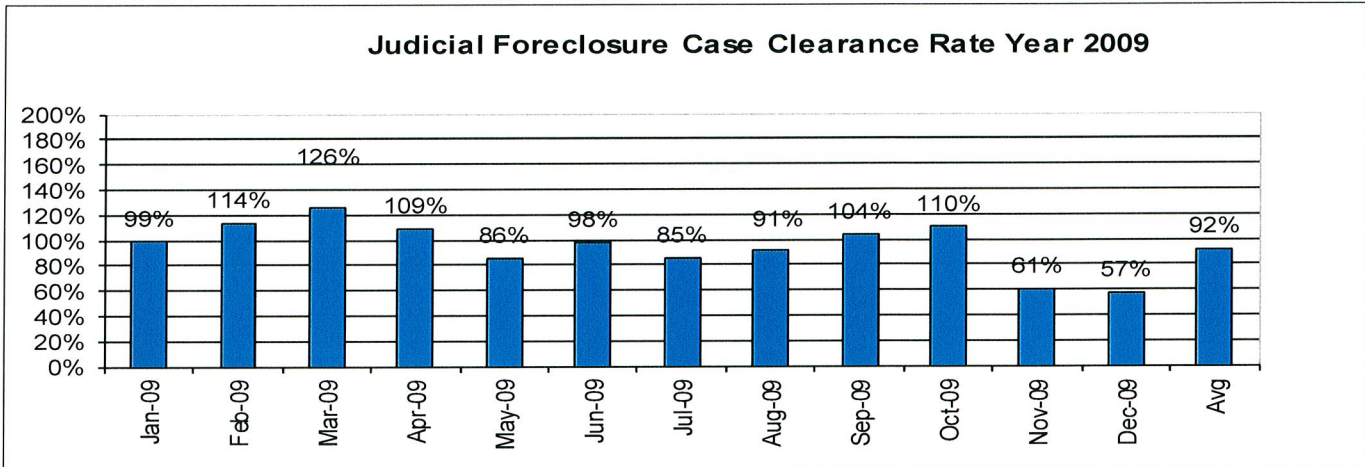


Year	As of:	% of Total
	10/11/11	
1990	0	0.00%
1991	0	0.00%
1992	0	0.00%
1993	0	0.00%
1994	0	0.00%
1995	0	0.00%
1996	0	0.00%
1997	0	0.00%
1998	1	0.01%
1999	0	0.00%
2000	0	0.00%
2001	0	0.00%
2002	10	0.12%
2003	2	0.02%
2004	2	0.02%
2005	2	0.02%
2006	11	0.13%
2007	20	0.24%
2008	51	0.62%
2009	278	3.39%
2010	1551	18.91%
2011	6275	76.50%
Total	8203	100.00%

CUYAHOGA COUNTY COMMON PLEAS COURT

Judicial Foreclosure Clearance Rate Year 2009

The Clearance Rate is the number of outgoing cases as a percentage of the number of incoming cases. Clearance rate measures whether the court is keeping up with its incoming caseload. If cases are not disposed in a timely manner, a backlog of cases awaiting disposition will grow. A Clearance Rate of 100% indicates that at least as many cases as have been filed, reopened, or reactivated in a period have been disposed.

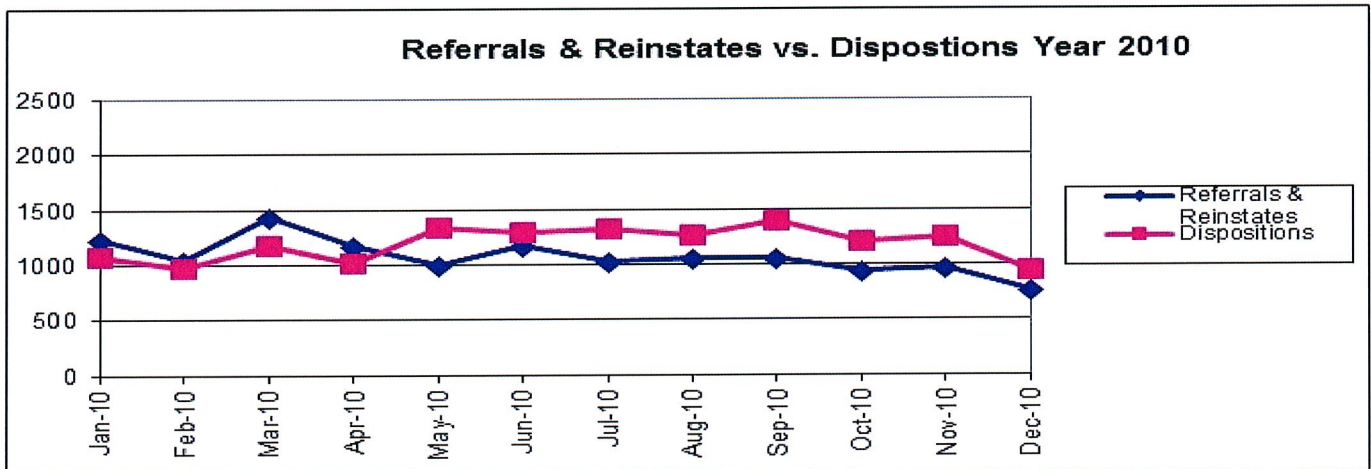



	Referrals & Reinstates	Dispositions	Clearance Rate
Jan-09	1167	1154	99%
Feb-09	991	1127	114%
Mar-09	1058	1331	126%
Apr-09	1010	1102	109%
May-09	1116	955	86%
Jun-09	1238	1214	98%
Jul-09	1345	1149	85%
Aug-09	1038	949	91%
Sep-09	1094	1136	104%
Oct-09	1108	1214	110%
Nov-09	1573	952	61%
Dec-09	1614	927	57%
Avg	1196	1101	92%
Total	14352	13210	

CUYAHOGA COUNTY COMMON PLEAS COURT

Judicial Foreclosure Clearance Rate Year 2010

The Clearance Rate is the number of outgoing cases as a percentage of the number of incoming cases. Clearance rate measures whether the court is keeping up with its incoming caseload. If cases are not disposed in a timely manner, a backlog of cases awaiting disposition will grow. A Clearance Rate of 100% indicates that at least as many cases as have been filed, reopened, or reactivated in a period have been disposed.

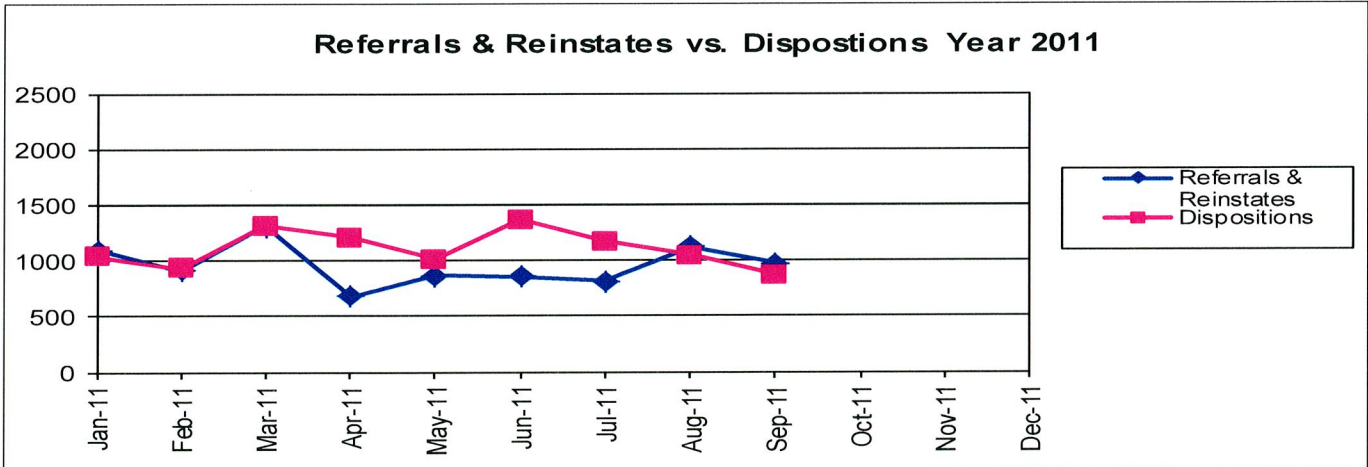
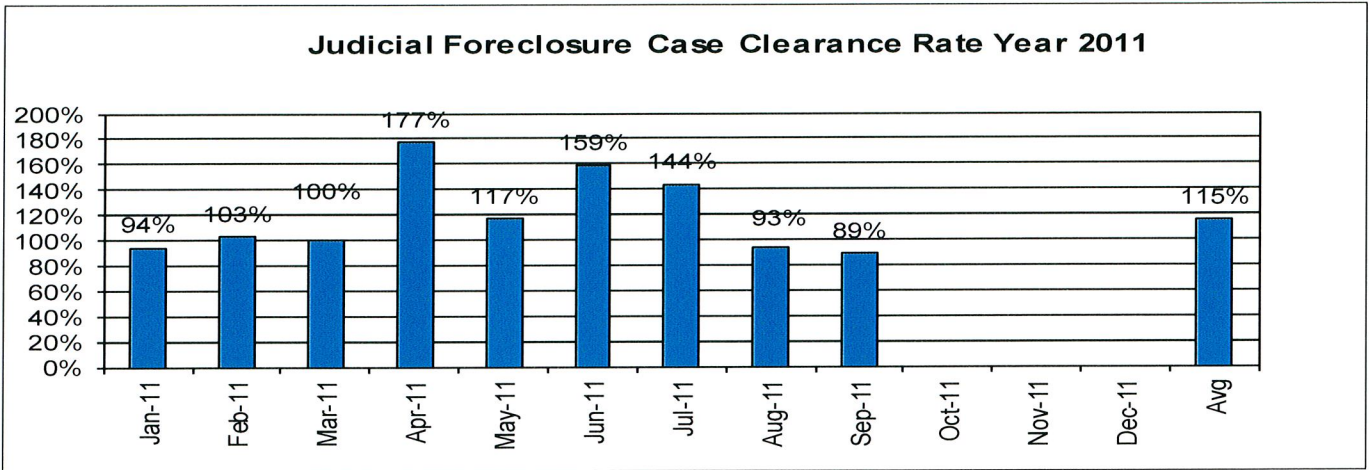


	Referrals & Reinstates	Dispositions	Clearance Rate
Jan-10	1231	1077	87%
Feb-10	1047	970	93%
Mar-10	1434	1170	82%
Apr-10	1177	1010	86%
May-10	999	1331	133%
Jun-10	1170	1295	111%
Jul-10	1029	1322	128%
Aug-10	1058	1262	119%
Sep-10	1060	1391	131%
Oct-10	948	1211	128%
Nov-10	978	1244	127%
Dec-10	768	935	122%
Avg	1075	1185	110%
Total	12899	14218	

CUYAHOGA COUNTY COMMON PLEAS COURT

Judicial Foreclosure Clearance Rate Year 2011

The Clearance Rate is the number of outgoing cases as a percentage of the number of incoming cases. Clearance rate measures whether the court is keeping up with its incoming caseload. If cases are not disposed in a timely manner, a backlog of cases awaiting disposition will grow. A Clearance Rate of 100% indicates that at least as many cases as have been filed, reopened, or reactivated in a period have been disposed.

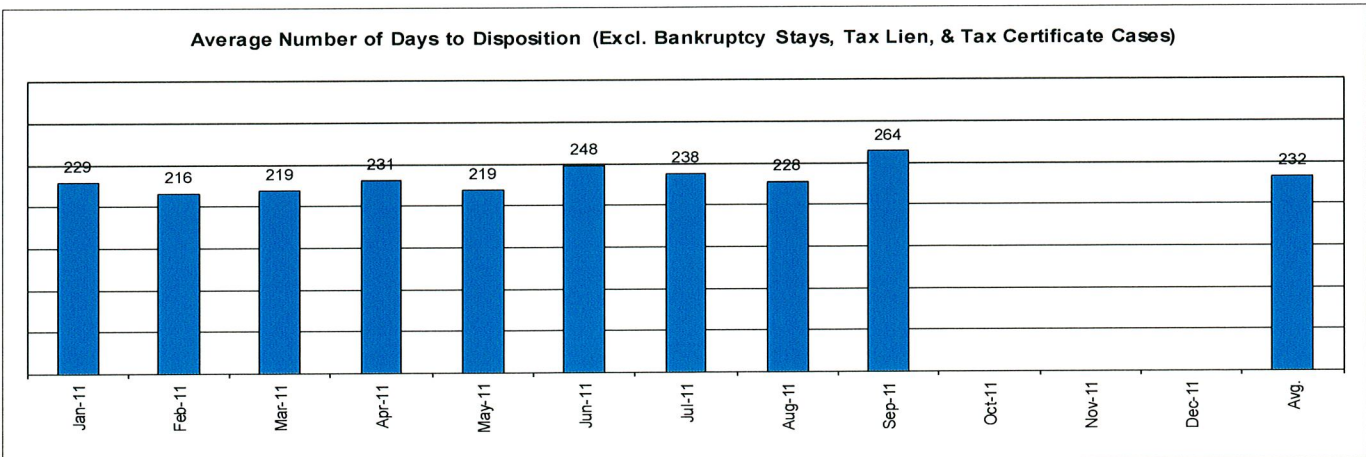
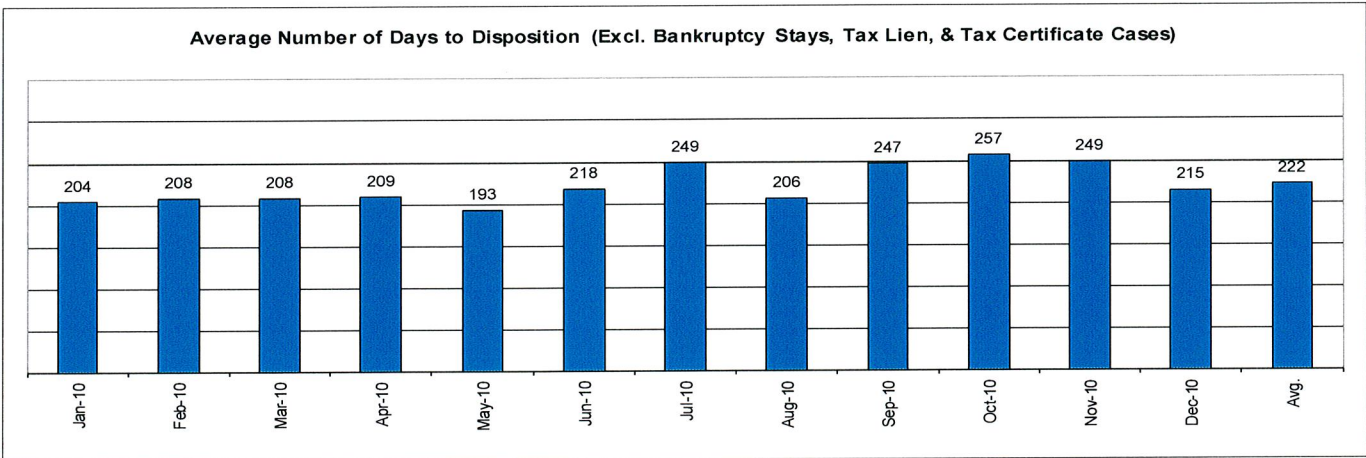
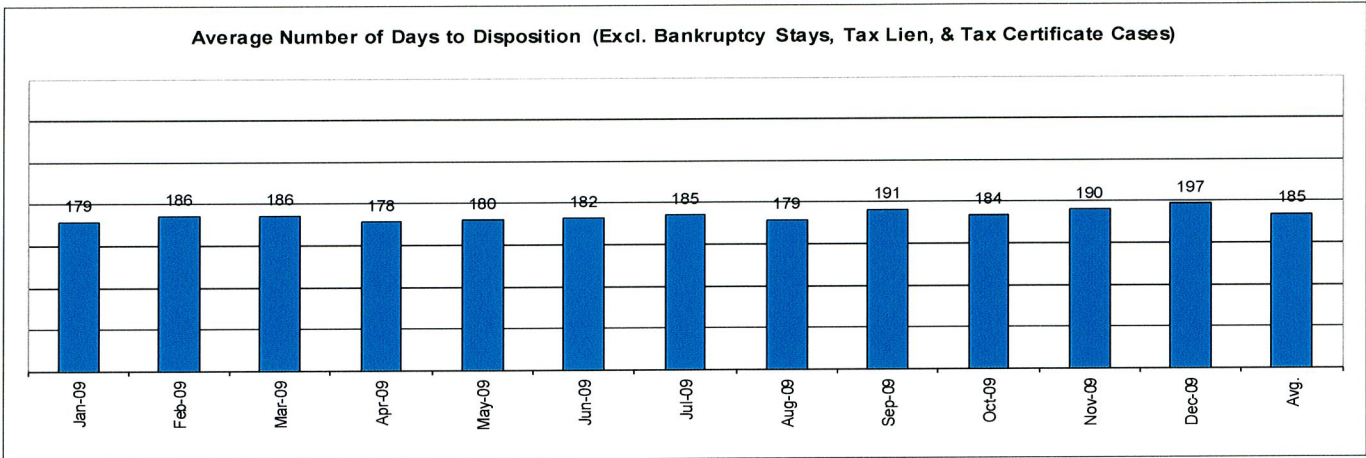


	Referrals & Reinstates	Dispositions	Clearance Rate
Jan-11	1099	1037	94%
Feb-11	906	930	103%
Mar-11	1309	1304	100%
Apr-11	677	1199	177%
May-11	866	1009	117%
Jun-11	856	1360	159%
Jul-11	814	1170	144%
Aug-11	1122	1046	93%
Sep-11	972	862	89%
Oct-11			
Nov-11			
Dec-11			
Avg	958	1102	115%
Total	8621	9917	

CUYAHOGA COUNTY COMMON PLEAS COURT

Avg. Number of Days to Disp. (Excl. Bank. Stays & Tax Lien & Tax Cert.)

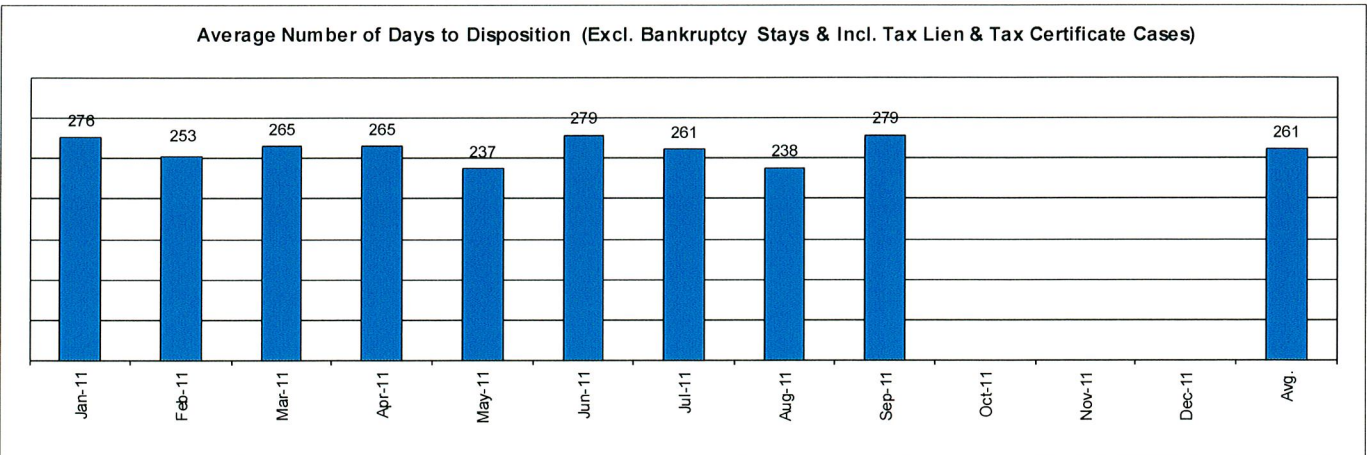
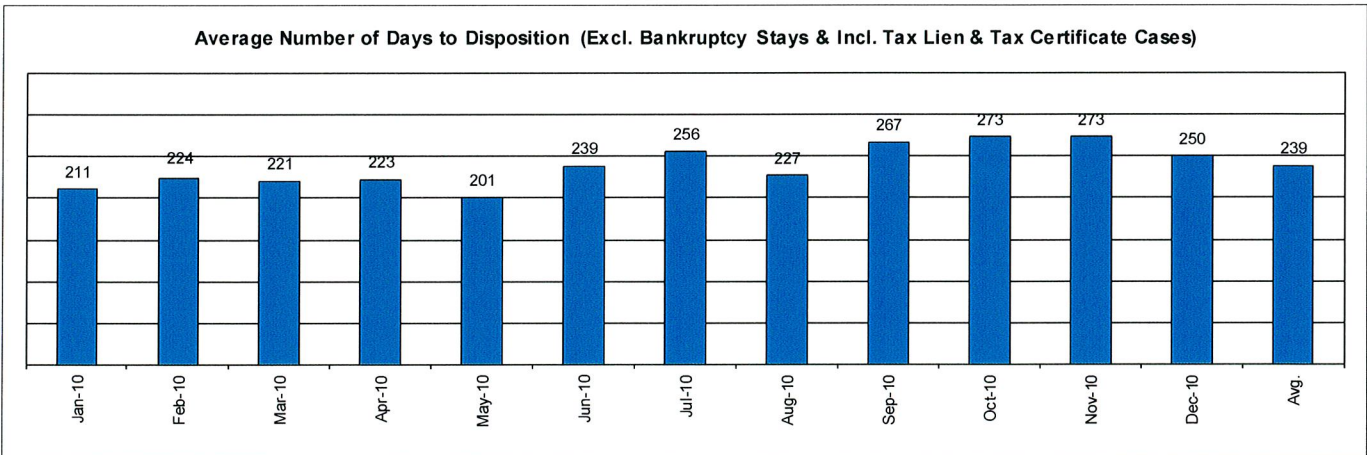
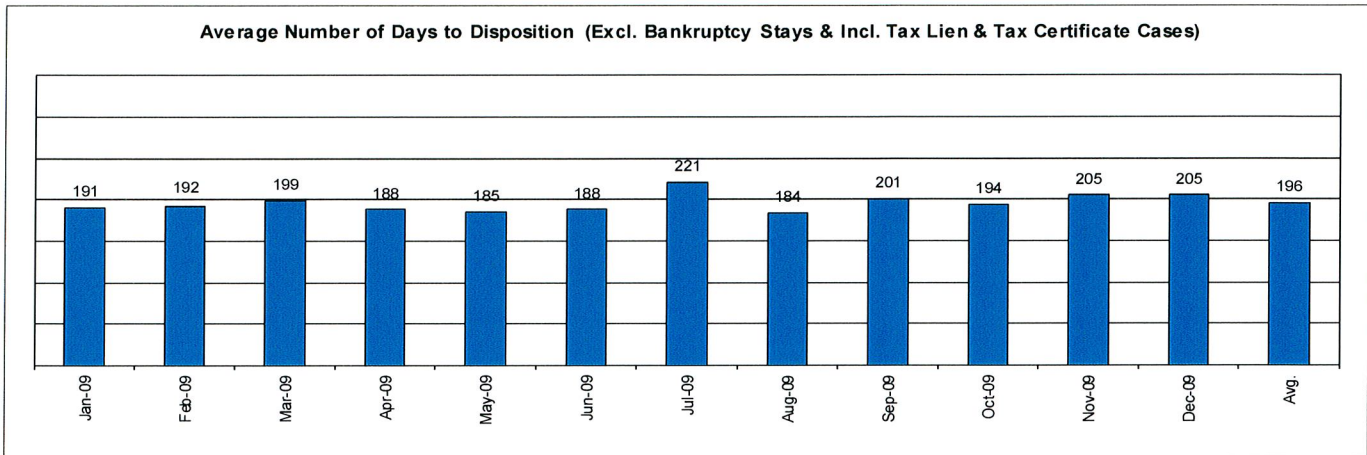
The average number of days to disposition is the number of days from filing to a final disposition entry being filed with the Clerk of Court. The data sample is based on all judicial foreclosure cases terminated by decree or dismissal (cases terminated by bankruptcy are not included) in a month. Each case is examined to determine the number of days between filing and termination with the periods that a case may have been in bankruptcy subtracted. Adding the total days of all of the cases minus bankruptcy periods and dividing by the total number of cases calculates the average. In the following chart, tax judicial foreclosure cases are excluded.



CUYAHOGA COUNTY COMMON PLEAS COURT

Avg. Number of Days to Disp. (Excl. Bank. Stays & Incl. Tax Lien & Tax Cert.)

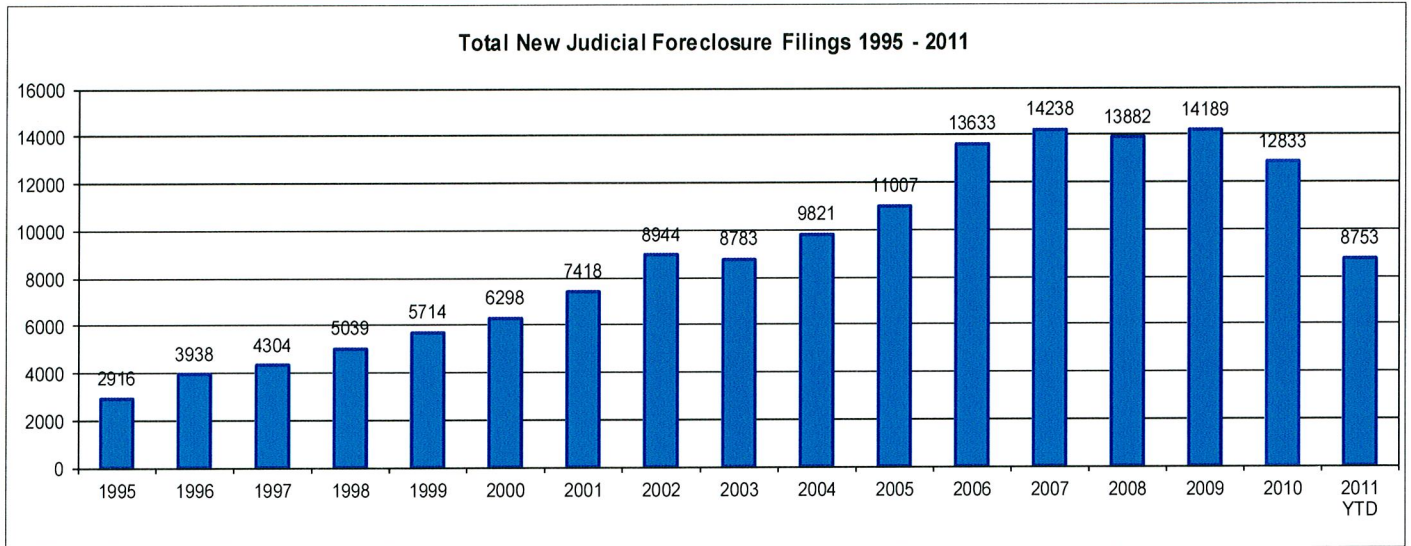
The average number of days to disposition is the number of days from filing to a final disposition entry being filed with the Clerk of Court. The data sample is based on all Judicial Foreclosure cases terminated by decree or dismissal (cases terminated by bankruptcy are not included) in a month. Each case is examined to determine the number of days between filing and termination with the periods that a case may have been in bankruptcy subtracted. Adding the total days of all of the cases minus bankruptcy periods and dividing by the total number of cases calculates the average. In the following chart, all types of Judicial Foreclosure cases are included.



Total New Judicial Foreclosure Filings

The following charts are provided as a historical view of new judicial foreclosure filings.

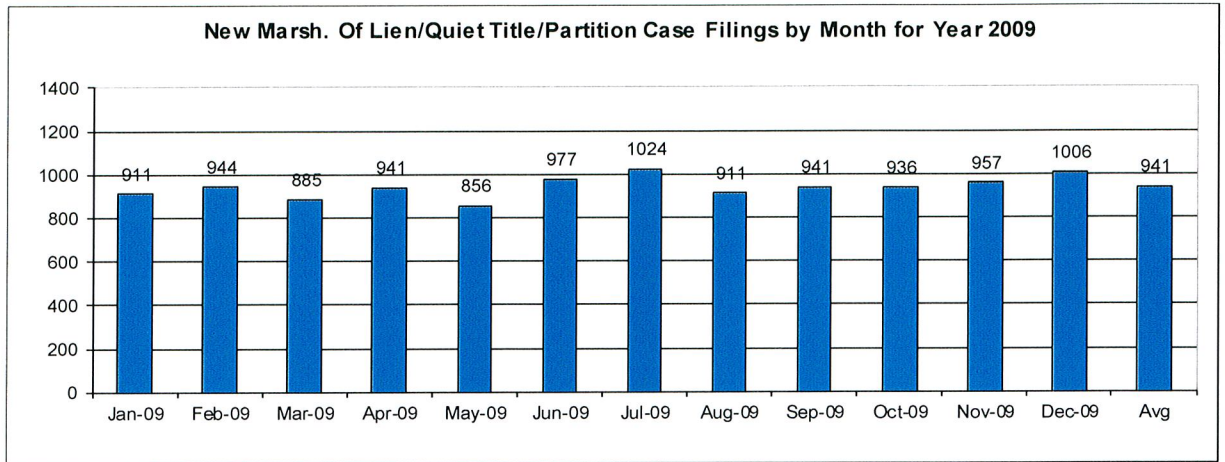
1. Total New Judicial Foreclosure Filings from 1995 – 2011 by year
2. Total New Marsh of Lien/Quiet Title/Partition Filings from 2009 – 2011 by month
3. Total New Tax Lien & Tax Certificate Filings for 2009 – 2011 by month
4. Total New Judicial Foreclosure Filings from 2009 – 2011 by month



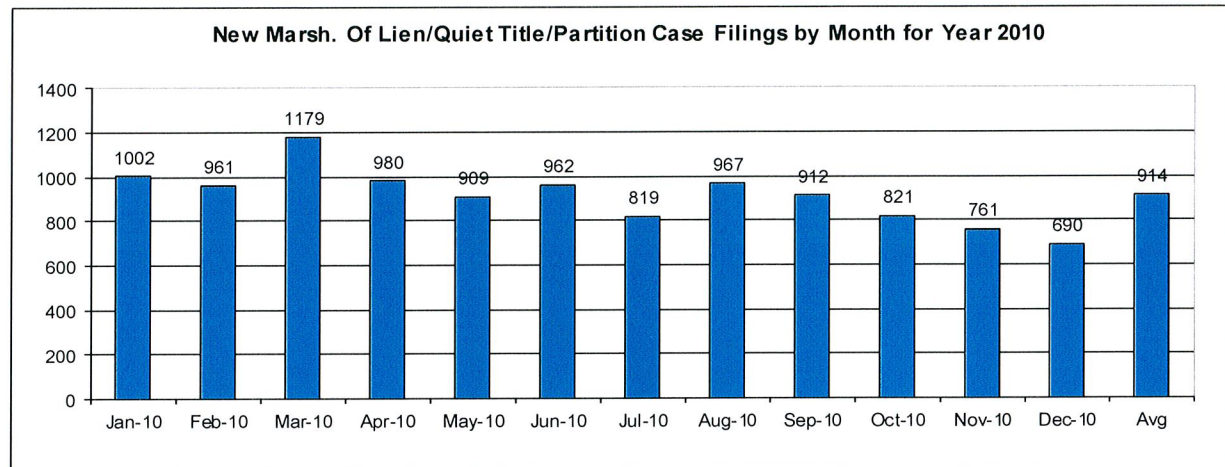
CUYAHOGA COUNTY COMMON PLEAS COURT

New Marsh of Lien/Quiet Title/Partition Case Filings by Month for Year 2009 – 2011 YTD

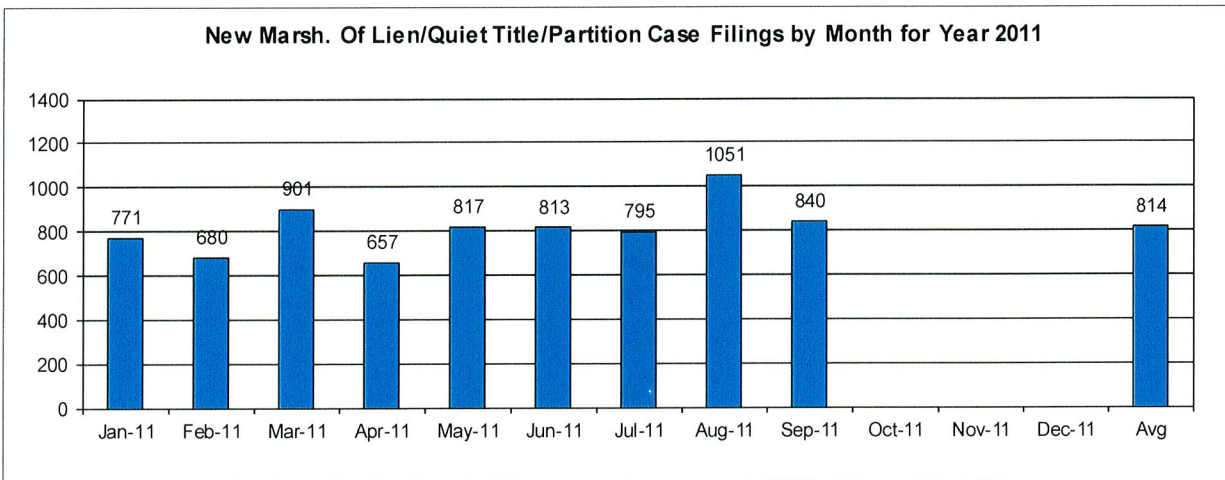
Month	# Filings
Jan-09	911
Feb-09	944
Mar-09	885
Apr-09	941
May-09	856
Jun-09	977
Jul-09	1024
Aug-09	911
Sep-09	941
Oct-09	936
Nov-09	957
Dec-09	1006
Avg	941
Total	11289



Month	# Filings
Jan-10	1002
Feb-10	961
Mar-10	1179
Apr-10	980
May-10	909
Jun-10	962
Jul-10	819
Aug-10	967
Sep-10	912
Oct-10	821
Nov-10	761
Dec-10	690
Avg	914
Total	10963



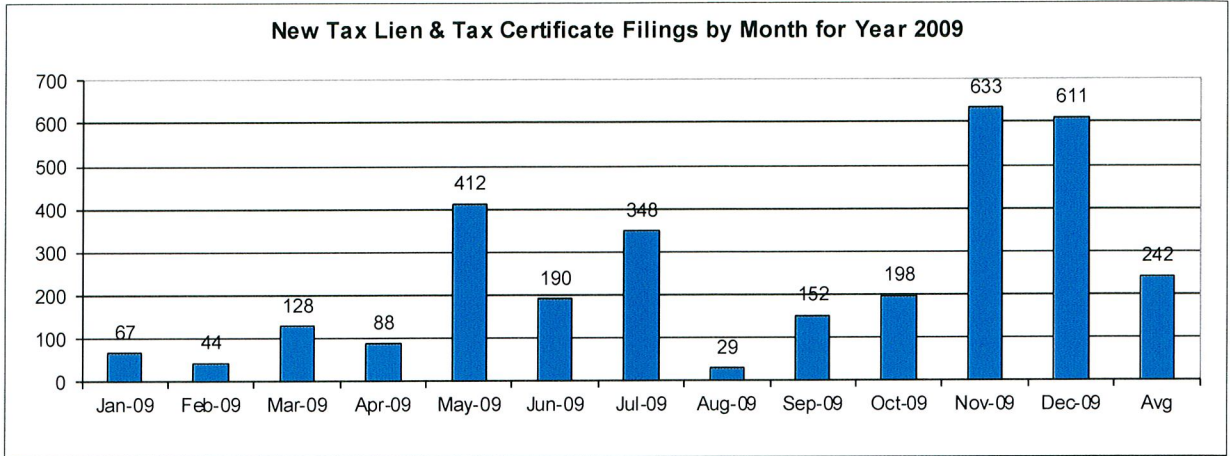
Month	# Filings
Jan-11	771
Feb-11	680
Mar-11	901
Apr-11	657
May-11	817
Jun-11	813
Jul-11	795
Aug-11	1051
Sep-11	840
Oct-11	
Nov-11	
Dec-11	
Avg	814
Total	7325



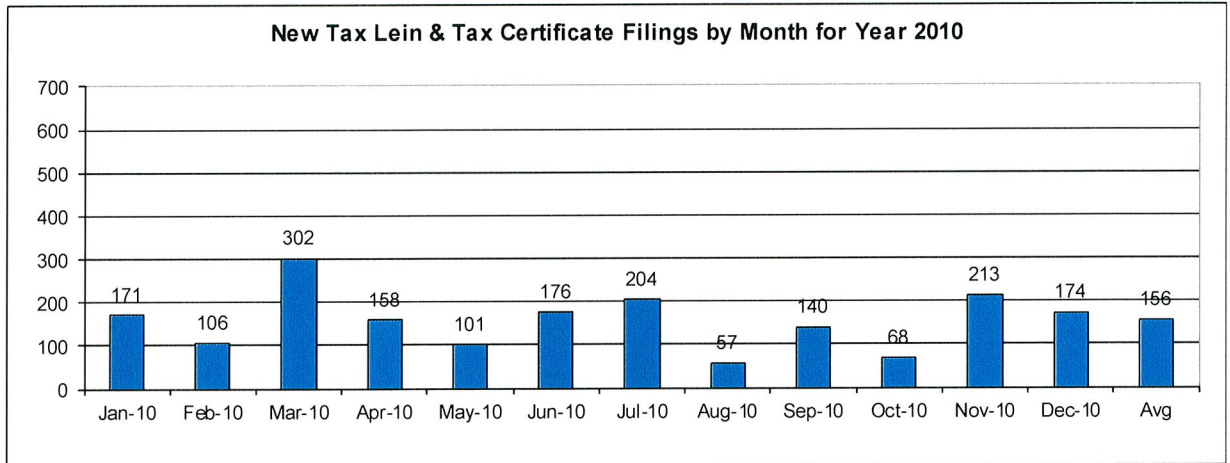
CUYAHOGA COUNTY COMMON PLEAS COURT

New Tax Lien & Certificate Filings by Month for Year 2009 – 2011 YTD

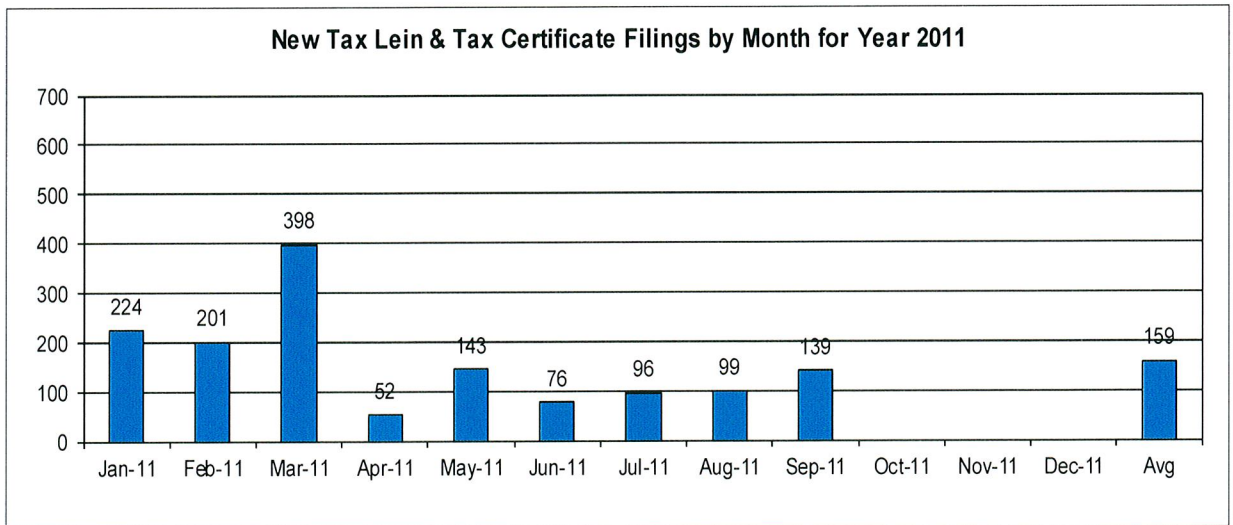
Month	# Filings
Jan-09	67
Feb-09	44
Mar-09	128
Apr-09	88
May-09	412
Jun-09	190
Jul-09	348
Aug-09	29
Sep-09	152
Oct-09	198
Nov-09	633
Dec-09	611
Avg	242
Total	2900



Month	# Filings
Jan-10	171
Feb-10	106
Mar-10	302
Apr-10	158
May-10	101
Jun-10	176
Jul-10	204
Aug-10	57
Sep-10	140
Oct-10	68
Nov-10	213
Dec-10	174
Avg	156
Total	1870



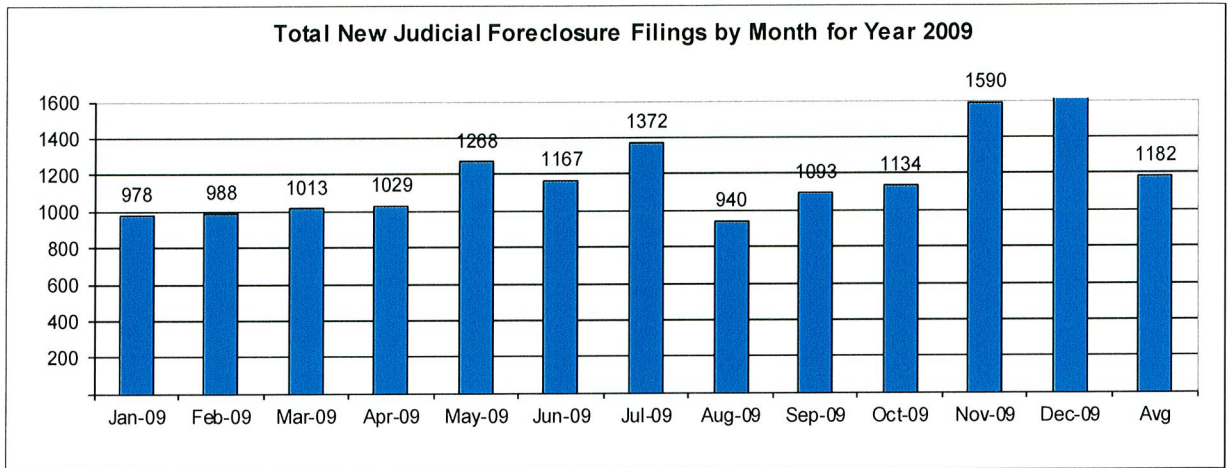
Month	# Filings
Jan-11	224
Feb-11	201
Mar-11	398
Apr-11	52
May-11	143
Jun-11	76
Jul-11	96
Aug-11	99
Sep-11	139
Oct-11	
Nov-11	
Dec-11	
Avg	159
Total	1428



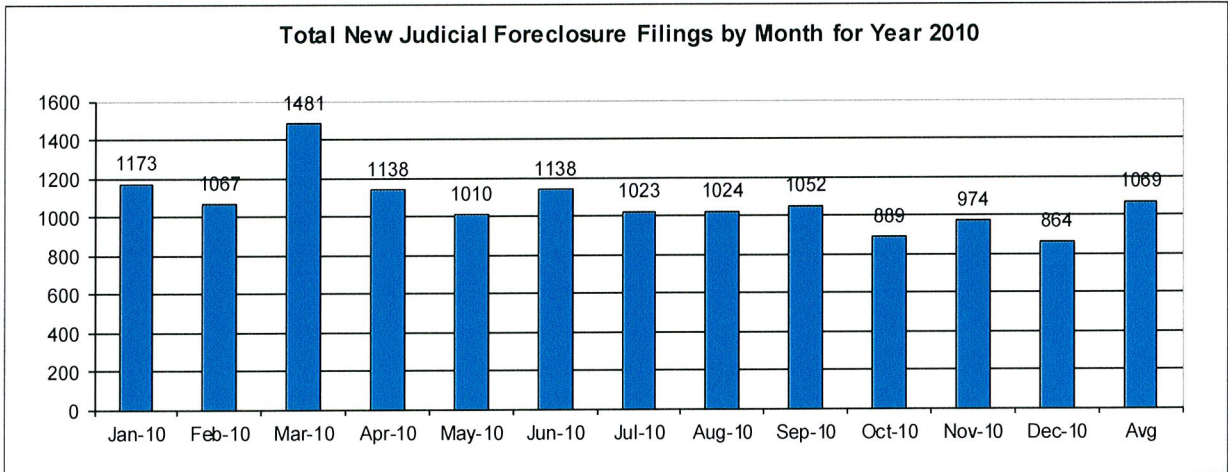
CUYAHOGA COUNTY COMMON PLEAS COURT

Total New Judicial Foreclosure Filings by Month for Year 2009 – 2011 YTD

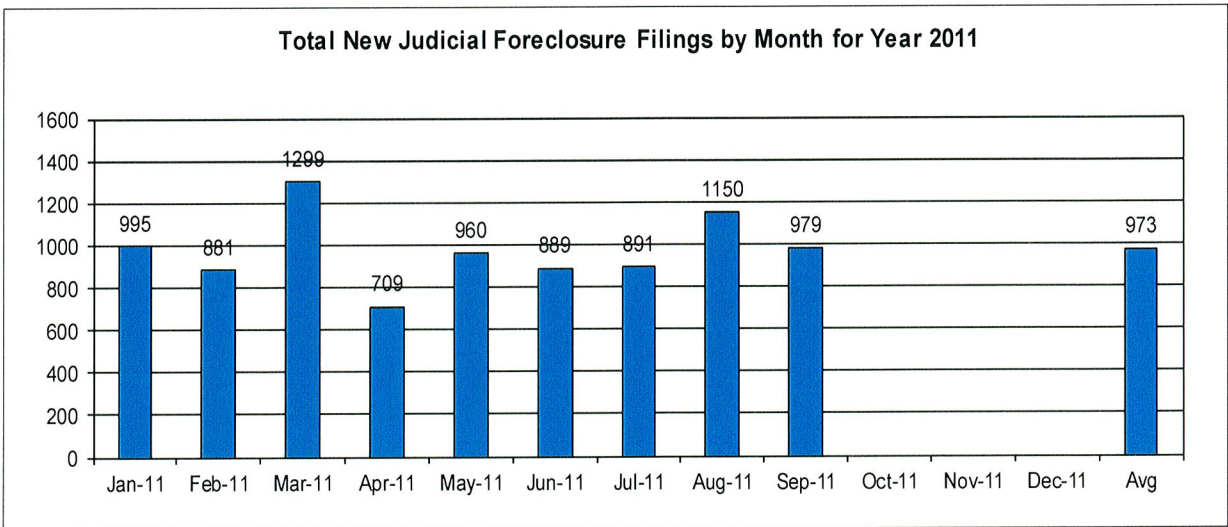
Month	# Filings
Jan-09	978
Feb-09	988
Mar-09	1013
Apr-09	1029
May-09	1268
Jun-09	1167
Jul-09	1372
Aug-09	940
Sep-09	1093
Oct-09	1134
Nov-09	1590
Dec-09	1617
Avg	1182
Total	14189



Month	# Filings
Jan-10	1173
Feb-10	1067
Mar-10	1481
Apr-10	1138
May-10	1010
Jun-10	1138
Jul-10	1023
Aug-10	1024
Sep-10	1052
Oct-10	889
Nov-10	974
Dec-10	864
Avg	1069
Total	12833



Month	# Filings
Jan-11	995
Feb-11	881
Mar-11	1299
Apr-11	709
May-11	960
Jun-11	889
Jul-11	891
Aug-11	1150
Sep-11	979
Oct-11	
Nov-11	
Dec-11	
Avg	973
Total	8753



Magistrate's Monthly Reports

The Magistrates' Monthly Report consists of 5 reports. Below is a description of each.

Magistrate's Monthly Supplemental Journal Entry Report (R415)

Retrieves total number of supplemental entries and Decrees of Confirmation of Sheriff's sale created during a specific period. A supplemental entry is any journal created by a magistrate, which does not close out a case. For example, any magistrate's order (MG) setting a hearing, any journal entry (JE) ruling on a motion, journals confirming Sheriff's sales, etc.).

Magistrate's Full Disposition Count by Magistrate Report (R413)

Retrieves total number of cases disposed of during a specific period. The dispositions are grouped by Magistrate and then broken down by the type of disposition (i. e. Default, Dismissed with Prejudice, Dismissed without Prejudice, etc.) This report can be printed three different ways. Including tax cases (Full Dispositions), excluding tax cases (Non-Tax Dispositions), and Tax cases only (Tax Dispositions).

Magistrate's Monthly Cases Referred/Reinstated Report (R418)

Retrieves newly filed cases referred to the Magistrates Dept. and cases previously disposed by the Magistrates Dept. that are reinstated and re-referred to the magistrates. The cases are separated by Tax (filing code 1465; Tax Judicial Foreclosure & 1466; Tax Certificate Judicial Foreclosure) and Non-Tax (1460; Judicial Foreclosure Marsh. Of Lien, 1480; Partition, 1470; Quiet Title, misc. (i. e. 1391; Contract Other, etc.).

Magistrate's Monthly Hearing Totals Report (R3146)

Retrieves total number of hearings held during one month. The hearings are grouped by Magistrate and then broken down by what type hearing was held (i. e. Default, Pretrial, etc.).

Magistrate's Monthly Case Load Report (R3147)

Retrieves individual caseload totals for individual magistrates during a specific period. The cases are grouped by magistrate and then broken down by case type (i. e. tax judicial foreclosure, tax certificate judicial foreclosure and non-tax judicial foreclosure).

CUYAHOGA COUNTY COURT OF COMMON PLEAS

DATE: 10/11/2011
TIME: 9:25 AM

OFFICE OF THE MAGISTRATES
MAGISTRATE'S MONTHLY SUPPLEMENTALS BY CASE
REPORTING PERIOD: SEPTEMBER 2011

PAGE: 1
CMSR415D

SUPPLEMENTALS

AUGUSTYN	348
BAKER	468
BUCHA	342
CUTHBERT	311
DYKE	406
GAUNTNER	474
GONZALEZ	336
HIPPLEY	382
JACKSON	313
KLEIN	268
LUCAS	361
OLSZTYN	689
VOZAR	558
WEISS	308
UNACCOUNTED FOR	0

TOTAL 5564

CONFIRMATIONS

TOTAL 342

CUYAHOGA COUNTY COURT OF COMMON PLEAS

OFFICE OF THE MAGISTRATES

Full Disposition Count by Magistrate

REPORTING PERIOD: FROM 09/01/2011 TO 09/30/2011

DATE: 10/11/2011

TIME: 9:27 AM

PAGE: 1

CMSR413

MagID	Dispose Type	Tax Cert.	Tax Treas.	Total		
KCA	Bank	0	0	3	Decrees	327
	Def	0	0	8	Defaults	207
	Dism	0	0	39	Other	118
	Ref. Vacate	0	0	0	Court Trial	2
	Court Trial	0	0	0	Dismissals	463
	Other	0	0	0	Bankruptcy	72
	<u>MAG'S TOTAL</u>	<u>0</u>	<u>0</u>	<u>50</u>	Ref. Vacated	0
GDB	Bank	0	0	4	Grand Total	862
	Def	0	0	30		
	Dism	0	0	29		
	Ref. Vacate	0	0	0		
	Court Trial	0	0	0		
	Other	0	0	5		
	<u>MAG'S TOTAL</u>	<u>0</u>	<u>0</u>	<u>68</u>		
SMB	Bank	0	0	8		
	Def	0	0	4		
	Dism	0	0	12		
	Ref. Vacate	0	0	0		
	Court Trial	0	0	0		
	Other	0	0	1		
	<u>MAG'S TOTAL</u>	<u>0</u>	<u>0</u>	<u>25</u>		
ARC	Bank	0	0	5		
	Def	0	0	15		
	Dism	0	0	38		
	Ref. Vacate	0	0	0		
	Court Trial	0	0	1		
	Other	0	0	4		
	<u>MAG'S TOTAL</u>	<u>0</u>	<u>0</u>	<u>63</u>		
JTD	Bank	0	0	2		
	Def	3	0	31		
	Dism	1	2	45		
	Ref. Vacate	0	0	0		
	Court Trial	0	0	0		
	Other	0	4	5		
	<u>MAG'S TOTAL</u>	<u>4</u>	<u>6</u>	<u>83</u>		
TMG	Bank	0	0	4		
	Def	0	0	23		
	Dism	0	0	55		
	Ref. Vacate	0	0	0		
	Court Trial	0	0	0		
	Other	0	0	3		
	<u>MAG'S TOTAL</u>	<u>0</u>	<u>0</u>	<u>85</u>		
TG	Bank	0	0	5		
	Def	0	0	40		
	Dism	0	0	55		
	Ref. Vacate	0	0	0		
	Court Trial	0	0	0		
	Other	0	0	5		
	<u>MAG'S TOTAL</u>	<u>0</u>	<u>0</u>	<u>105</u>		
KH	Bank	0	0	11		
	Def	0	0	8		
	Dism	0	0	41		

CUYAHOGA COUNTY COURT OF COMMON PLEAS

OFFICE OF THE MAGISTRATES

Full Disposition Count by Magistrate

REPORTING PERIOD: FROM 09/01/2011 TO 09/30/2011

DATE: 10/11/2011

TIME: 9:27 AM

PAGE: 2

CMSR413

MagID	Dispose Type	Tax Cert.	Tax Treas.	Total
	Ref. Vacate	0	0	0
	Court Trial	0	0	0
	Other	0	0	1
	<u>MAG'S TOTAL</u>	<u>0</u>	<u>0</u>	<u>61</u>
<hr/>				
JLJ				
	Bank	0	0	5
	Def	0	0	12
	Dism	0	0	39
	Ref. Vacate	0	0	0
	Court Trial	0	0	0
	Other	0	0	5
	<u>MAG'S TOTAL</u>	<u>0</u>	<u>0</u>	<u>61</u>
<hr/>				
MK				
	Bank	0	0	10
	Def	0	0	4
	Dism	0	0	19
	Ref. Vacate	0	0	0
	Court Trial	0	0	0
	Other	0	0	1
	<u>MAG'S TOTAL</u>	<u>0</u>	<u>0</u>	<u>34</u>
<hr/>				
PL				
	Bank	1	0	1
	Def	14	0	14
	Dism	6	3	9
	Ref. Vacate	0	0	0
	Court Trial	0	0	0
	Other	1	41	43
	<u>MAG'S TOTAL</u>	<u>22</u>	<u>44</u>	<u>67</u>
<hr/>				
CEO				
	Bank	0	0	9
	Def	0	0	2
	Dism	0	0	47
	Ref. Vacate	0	0	0
	Court Trial	0	0	0
	Other	0	0	0
	<u>MAG'S TOTAL</u>	<u>0</u>	<u>0</u>	<u>58</u>
<hr/>				
TJV				
	Bank	0	0	3
	Def	0	1	8
	Dism	0	0	28
	Ref. Vacate	0	0	0
	Court Trial	0	0	1
	Other	0	0	3
	<u>MAG'S TOTAL</u>	<u>0</u>	<u>1</u>	<u>43</u>
<hr/>				
CW				
	Bank	1	1	2
	Def	8	0	8
	Dism	6	1	7
	Ref. Vacate	0	0	0
	Court Trial	0	0	0
	Other	1	41	42
	<u>MAG'S TOTAL</u>	<u>16</u>	<u>43</u>	<u>59</u>

CUYAHOGA COUNTY COURT OF COMMON PLEAS

DATE: 10/11/2011
 TIME: 09:27 AM

OFFICE OF THE MAGISTRATES
 MAGISTRATE'S MONTHLY REF/REIN CASES
 FROM 09/01/2011 TO 09/30/2011

CMSR418

MAGISTRATE	NEW REFERRALS				REINSTATED			
	Tax Treas.	Tax Cert.	Non-Tax	Total	Tax Treas.	Tax Cert.	Non-Tax	Total
<u>AUGUSTYN/KEVIN/C</u>	0	0	57	57	0	0	3	3
<u>BAKER/GAIL/D</u>	0	0	65	65	0	0	9	9
<u>BUCHA/STEPHEN/M</u>	0	0	45	45	0	0	2	2
<u>CUTHBERT/AMY/R</u>	0	0	64	64	0	0	3	3
<u>DYKE/JOHN/T</u>	1	4	70	75	0	0	5	5
<u>GAUNTNER/TIMOTHY/M</u>	0	0	68	68	0	0	9	9
<u>GONZALEZ/TRACEY/</u>	0	0	60	60	0	0	5	5
<u>HIPPLEY/KEVIN/</u>	0	0	63	63	0	0	5	5
<u>JACKSON/JIM/L</u>	0	0	65	65	0	0	4	4
<u>KLEIN/MONICA/</u>	0	0	69	69	0	0	1	1
<u>LUCAS/PAUL/</u>	31	39	0	70	0	0	0	0
<u>OLSZTYN/CHRISTOPHER/E</u>	0	0	81	81	0	0	5	5
<u>VOZAR/THOMAS/J</u>	2	4	52	58	1	0	9	10
<u>WEISS/CAROL/</u>	32	37	0	69	2	0	0	2
<u>TOTAL</u>	66	84	759	909	3	0	60	63
<u>COMBINED TOTAL</u>		972						

CUYAHOGA COUNTY COURT OF COMMON PLEAS

**OFFICE OF THE MAGISTRATES
MAG MONTHLY HEARING TOTALS
Reporting Period: September 2011**

DATE: 10/11/2011
TIME: 09:28 AM

PAGE: 1
CMSR3146

Monthly Hearing Total 920

AUGUSTYN
Default Hearings 29
Tax Hearings 1
Pretrials 14

TOTAL: 44

BAKER
Default Hearings 40
Tax Hearings 0
Pretrials 2

TOTAL: 42

BUCHA
Default Hearings 46
Tax Hearings 0
Pretrials 43

TOTAL: 89

CUTHBERT
Default Hearings 56
Tax Hearings 0
Pretrials 32

TOTAL: 88

DYKE
Default Hearings 48
Tax Hearings 0
Pretrials 11

TOTAL: 59

GAUNTNER
Default Hearings 46
Tax Hearings 0
Pretrials 23

TOTAL: 69

GONZALEZ
Default Hearings 58
Tax Hearings 0
Pretrials 5

TOTAL: 63

HIPPLEY
Default Hearings 46
Tax Hearings 0
Pretrials 3

TOTAL: 49

JACKSON
Default Hearings 64
Tax Hearings 0
Pretrials 11

TOTAL: 75

KLEIN
Default Hearings 54
Tax Hearings 0
Pretrials 7

CUYAHOGA COUNTY COURT OF COMMON PLEAS

OFFICE OF THE MAGISTRATES
MAG MONTHLY HEARING TOTALS
Reporting Period: September 2011

DATE: 10/11/2011
TIME: 09:28 AM

PAGE: 2
CMSR3146

TOTAL:	61
LUCAS	
Default Hearings	0
Tax Hearings	37
Pretrials	61
<hr/>	
TOTAL:	98
OLSZTYN	
Default Hearings	34
Tax Hearings	0
Pretrials	11
<hr/>	
TOTAL:	45
VOZAR	
Default Hearings	35
Tax Hearings	2
Pretrials	13
<hr/>	
TOTAL:	50
WEISS	
Default Hearings	1
Tax Hearings	47
Pretrials	40
<hr/>	
TOTAL:	88

CUYAHOGA COUNTY COURT OF COMMON PLEAS

DATE: 10/11/2011
 TIME: 9:28 AM

Office of the Magistrates
 Magistrate's Monthly Case Load
 MONTH: SEPTEMBER 2011

PAGE: 1
 CMSR3147

Magistrate Name	Non Tax Total	Tax Cert.	Tax Treas.	Total Tax	Total Cases
AUGUSTYN	319	0	1	1	320
BAKER	508	0	0	0	508
BUCHA	367	2	0	2	369
CUTHBERT	585	0	0	0	585
DYKE	459	19	11	30	489
GAUNTNER	541	0	0	0	541
GONZALEZ	562	0	0	0	562
HIPPLEY	727	0	0	0	727
JACKSON	601	1	0	1	602
KLEIN	547	0	0	0	547
LUCAS	5	512	390	902	907
OLSZTYN	481	0	0	0	481
VOZAR	506	38	15	53	559
WEISS	0	437	281	718	718
Non Tax Total:	6208	Cert.Tax Total: 1009	Tax Treas. Total: 698	Total Tax: 1707	Total Cases: 7915

Report CMSR1062 - Judicial Foreclosure Statistics by Judge

Report CMSR1062 provides a list of judicial foreclosure case activity for each Judge. The report identifies how many cases were pending at the beginning of the period. The new cases filed and cases that were transferred in or reactivated are added to the number pending at the beginning of the period. It then shows the type and number of terminations for the period. The total terminations are subtracted from the total pending which provides the pending at the end of the period.

CUYAHOGA COUNTY COURT OF COMMON PLEAS

DATE: 10/11/2011
TIME: 09:28 AM

Foreclosure Statistics by Judge
Reporting Period: September 2011

PAGE: 1
CMSR1062

Judge

AMBROSE, DICK							
Pending at Beg of Period			New Cases Filed		Cases Transferred In / Reactivated		Total
	182		31		14		227
Terminations							
	Bankruptcy	Default	RefVacated	Court Trial	Dismiss	Other	Total
	1	3	0	0	14	5	23
	Total Pending at End of Period						204
ASTRAB, MICHAEL							
Pending at Beg of Period			New Cases Filed		Cases Transferred In / Reactivated		Total
	210		31		16		257
Terminations							
	Bankruptcy	Default	RefVacated	Court Trial	Dismiss	Other	Total
	1	11	0	0	10	20	42
	Total Pending at End of Period						215
BARKER, PAMELA A							
Pending at Beg of Period			New Cases Filed		Cases Transferred In / Reactivated		Total
	0		18		226		244
Terminations							
	Bankruptcy	Default	RefVacated	Court Trial	Dismiss	Other	Total
	1	0	0	0	10	4	15
	Total Pending at End of Period						229
BURNSIDE, JANET R							
Pending at Beg of Period			New Cases Filed		Cases Transferred In / Reactivated		Total
	233		30		14		277
Terminations							
	Bankruptcy	Default	RefVacated	Court Trial	Dismiss	Other	Total
	3	6	0	0	16	18	43
	Total Pending at End of Period						234
CALABRESE, DEENA R							
Pending at Beg of Period			New Cases Filed		Cases Transferred In / Reactivated		Total
	217		32		24		273
Terminations							
	Bankruptcy	Default	RefVacated	Court Trial	Dismiss	Other	Total
	6	1	0	0	10	10	27
	Total Pending at End of Period						246
CLANCY, MAUREEN							
Pending at Beg of Period			New Cases Filed		Cases Transferred In / Reactivated		Total
	223		26		21		270
Terminations							
	Bankruptcy	Default	RefVacated	Court Trial	Dismiss	Other	Total
	3	12	0	0	21	11	47
	Total Pending at End of Period						223
CORRIGAN, BRIAN J							
Pending at Beg of Period			New Cases Filed		Cases Transferred In / Reactivated		Total
	225		21		18		264
Terminations							
	Bankruptcy	Default	RefVacated	Court Trial	Dismiss	Other	Total
	2	20	0	0	21	13	56
	Total Pending at End of Period						208
CORRIGAN, PETER J							

CUYAHOGA COUNTY COURT OF COMMON PLEAS

DATE: 10/11/2011
TIME: 09:28 AM

Foreclosure Statistics by Judge
Reporting Period: September 2011

PAGE: 2
CMSR1062

Judge

Pending at Beg of Period		New Cases Filed		Cases Transferred In / Reactivated			Total
192		25		16			233
Terminations							
Bankruptcy	4	Default	1	RefVacated	0	Court Trial	0
						Dismiss	18
						Other	9
Total Pending at End of Period							201
263		28		10			301
Terminations							
Bankruptcy	5	Default	4	RefVacated	0	Court Trial	0
						Dismiss	15
						Other	11
Total Pending at End of Period							266
210		31		19			260
Terminations							
Bankruptcy	2	Default	9	RefVacated	0	Court Trial	0
						Dismiss	21
						Other	14
Total Pending at End of Period							214
289		27		14			330
Terminations							
Bankruptcy	2	Default	6	RefVacated	0	Court Trial	0
						Dismiss	19
						Other	12
Total Pending at End of Period							291
136		10		8			154
Terminations							
Bankruptcy	1	Default	3	RefVacated	0	Court Trial	0
						Dismiss	5
						Other	7
Total Pending at End of Period							138
10		0		4			14
Terminations							
Bankruptcy	1	Default	0	RefVacated	0	Court Trial	0
						Dismiss	3
						Other	0
Total Pending at End of Period							10
190		26		17			233
Terminations							
Bankruptcy	3	Default	2	RefVacated	0	Court Trial	0
						Dismiss	8
						Other	23
Total Pending at End of Period							197
GALLAGHER, HOLLIE L							

CUYAHOGA COUNTY COURT OF COMMON PLEAS

DATE: 10/11/2011
TIME: 09:28 AM

Foreclosure Statistics by Judge
Reporting Period: September 2011

PAGE: 3
CMSR1062

Judge

Pending at Beg of Period		New Cases Filed			Cases Transferred In / Reactivated			Total
178		29			16			223
Terminations	Bankruptcy	Default	RefVacated	Court Trial	Dismiss	Other	Total	
	5	1	0	0	22	8	36	
Total Pending at End of Period							187	
<hr/>								
Pending at Beg of Period		New Cases Filed			Cases Transferred In / Reactivated			Total
278		36			15			329
Terminations	Bankruptcy	Default	RefVacated	Court Trial	Dismiss	Other	Total	
	3	4	0	0	19	15	41	
Total Pending at End of Period							288	
<hr/>								
Pending at Beg of Period		New Cases Filed			Cases Transferred In / Reactivated			Total
217		27			12			256
Terminations	Bankruptcy	Default	RefVacated	Court Trial	Dismiss	Other	Total	
	1	8	0	0	17	10	36	
Total Pending at End of Period							220	
<hr/>								
Pending at Beg of Period		New Cases Filed			Cases Transferred In / Reactivated			Total
212		37			18			267
Terminations	Bankruptcy	Default	RefVacated	Court Trial	Dismiss	Other	Total	
	2	10	0	0	5	21	38	
Total Pending at End of Period							229	
<hr/>								
Pending at Beg of Period		New Cases Filed			Cases Transferred In / Reactivated			Total
158		38			14			210
Terminations	Bankruptcy	Default	RefVacated	Court Trial	Dismiss	Other	Total	
	1	3	0	0	15	12	31	
Total Pending at End of Period							179	
<hr/>								
Pending at Beg of Period		New Cases Filed			Cases Transferred In / Reactivated			Total
194		33			13			240
Terminations	Bankruptcy	Default	RefVacated	Court Trial	Dismiss	Other	Total	
	3	6	0	0	23	8	40	
Total Pending at End of Period							200	
<hr/>								
Pending at Beg of Period		New Cases Filed			Cases Transferred In / Reactivated			Total
202		29			13			244
Terminations	Bankruptcy	Default	RefVacated	Court Trial	Dismiss	Other	Total	
	1	6	0	0	20	16	43	
Total Pending at End of Period							201	

MCGINTY, TIMOTHY J

CUYAHOGA COUNTY COURT OF COMMON PLEAS

DATE: 10/11/2011
TIME: 09:28 AM

Foreclosure Statistics by Judge
Reporting Period: September 2011

PAGE: 4
CMSR1062

Judge

Pending at Beg of Period			New Cases Filed		Cases Transferred In / Reactivated		Total
210			33		25		268
Terminations							
	Bankruptcy	Default	RefVacated	Court Trial	Dismiss	Other	Total
	5	2	0	0	9	25	41
Total Pending at End of Period							227

MCMONAGLE, RICHARD J							
Pending at Beg of Period			New Cases Filed		Cases Transferred In / Reactivated		Total
146			18		17		181
Terminations							
	Bankruptcy	Default	RefVacated	Court Trial	Dismiss	Other	Total
	1	4	0	0	8	6	19
Total Pending at End of Period							162

O'DONNELL, JOHN P							
Pending at Beg of Period			New Cases Filed		Cases Transferred In / Reactivated		Total
177			21		15		213
Terminations							
	Bankruptcy	Default	RefVacated	Court Trial	Dismiss	Other	Total
	1	2	0	0	11	11	25
Total Pending at End of Period							188

RUSSO, JOHN J							
Pending at Beg of Period			New Cases Filed		Cases Transferred In / Reactivated		Total
227			32		27		286
Terminations							
	Bankruptcy	Default	RefVacated	Court Trial	Dismiss	Other	Total
	1	13	0	0	21	16	51
Total Pending at End of Period							235

RUSSO, JOSEPH D							
Pending at Beg of Period			New Cases Filed		Cases Transferred In / Reactivated		Total
224			26		13		263
Terminations							
	Bankruptcy	Default	RefVacated	Court Trial	Dismiss	Other	Total
	1	1	0	0	18	12	32
Total Pending at End of Period							231

RUSSO, MICHAEL J							
Pending at Beg of Period			New Cases Filed		Cases Transferred In / Reactivated		Total
228			33		18		279
Terminations							
	Bankruptcy	Default	RefVacated	Court Trial	Dismiss	Other	Total
	2	9	0	1	10	16	38
Total Pending at End of Period							241

RUSSO, NANCY MARGARET							
Pending at Beg of Period			New Cases Filed		Cases Transferred In / Reactivated		Total
164			35		7		206
Terminations							
	Bankruptcy	Default	RefVacated	Court Trial	Dismiss	Other	Total
	1	17	0	0	18	7	43
Total Pending at End of Period							163

SAFFOLD, SHIRLEY STRICKI

CUYAHOGA COUNTY COURT OF COMMON PLEAS

DATE: 10/11/2011
TIME: 09:28 AM

Foreclosure Statistics by Judge
Reporting Period: September 2011

PAGE: 5
CMSR1062

Judge

Pending at Beg of Period		New Cases Filed		Cases Transferred In / Reactivated			Total
222		23		13			258
Terminations							
Bankruptcy	2	Default	10	RefVacated	0	Court Trial	0
						Dismiss	21
						Other	15
							Total
							48
Total Pending at End of Period							210
<hr/>							
SHEEHAN, BRENDAN J							
Pending at Beg of Period		New Cases Filed		Cases Transferred In / Reactivated			Total
185		33		31			249
Terminations							
Bankruptcy	6	Default	3	RefVacated	0	Court Trial	0
						Dismiss	7
						Other	7
							Total
							23
Total Pending at End of Period							226
<hr/>							
SUSTER, RONALD							
Pending at Beg of Period		New Cases Filed		Cases Transferred In / Reactivated			Total
255		34		14			303
Terminations							
Bankruptcy	1	Default	12	RefVacated	0	Court Trial	0
						Dismiss	17
						Other	19
							Total
							49
Total Pending at End of Period							254
<hr/>							
SUTULA, JOHN D							
Pending at Beg of Period		New Cases Filed		Cases Transferred In / Reactivated			Total
270		27		15			312
Terminations							
Bankruptcy	4	Default	1	RefVacated	0	Court Trial	0
						Dismiss	8
						Other	18
							Total
							31
Total Pending at End of Period							281
<hr/>							
SUTULA, KATHLEEN ANN							
Pending at Beg of Period		New Cases Filed		Cases Transferred In / Reactivated			Total
193		32		7			232
Terminations							
Bankruptcy	0	Default	5	RefVacated	0	Court Trial	0
						Dismiss	8
						Other	14
							Total
							27
Total Pending at End of Period							205
<hr/>							
SYNENBERG, JOAN							
Pending at Beg of Period		New Cases Filed		Cases Transferred In / Reactivated			Total
223		32		10			265
Terminations							
Bankruptcy	3	Default	5	RefVacated	0	Court Trial	0
						Dismiss	17
						Other	10
							Total
							35
Total Pending at End of Period							230
<hr/>							
TERRY, STEVEN J							
Pending at Beg of Period		New Cases Filed		Cases Transferred In / Reactivated			Total
220		11		8			239
Terminations							
Bankruptcy	2	Default	4	RefVacated	0	Court Trial	0
						Dismiss	4
						Other	228
							Total
							238
Total Pending at End of Period							1

VILLANUEVA, JOSE A

CUYAHOGA COUNTY COURT OF COMMON PLEAS

DATE: 10/11/2011
 TIME: 09:28 AM

Foreclosure Statistics by Judge
 Reporting Period: September 2011

PAGE: 6
 CMSR1062

Judge

	Pending at Beg of Period 274	New Cases Filed 25			Cases Transferred In/ Reactivated 11			Total 310
Terminations	Bankruptcy 2	Default 2	RefVacated 0	Court Trial 0	Dismiss 11	Other 18	Total 33	
	Total Pending at End of Period						277	

Monthly Summary

MONTHLY SUMMARY

September 2011

NAME	PEND	ASSIGNED			TRIALS						DISP	PENDING				+	-
		CV	CR	TOT	JURY			COURT				CV	FR	CR	TOT		
Dick Ambrose	502	91	29	120	1	0	1	1	1	2	119	228	203	72	503	-	1
Michael K. Astrab	609	95	50	145	0	2	2	1	0	1	123	242	215	174	631	-	22
Pamela A. Barker	602	145	61	206	0	1	1	1	1	2	178	253	230	147	630	-	28
Janet R. Burnside	616	87	29	116	2	0	2	0	1	1	131	244	236	121	601	+	15
Deena R. Calabrese	597	100	26	126	0	0	0	0	0	0	115	261	245	102	608	-	11
Maureen Clancy	557	96	42	138	1	1	2	0	0	0	138	224	223	110	557		0
Brian J. Corrigan	707	94	38	132	0	0	0	0	0	0	128	351	207	153	711	-	4
Peter J. Corrigan	544	89	50	139	0	1	1	0	0	0	129	232	222	100	554	-	10
Michael P. Donnelly	589	87	37	124	1	0	1	0	1	1	129	218	266	100	584	+	5
Carolyn B. Friedland	624	97	43	140	0	0	0	0	0	0	125	271	228	140	639	-	15
Stuart A. Friedman	692	89	39	128	0	1	1	0	1	1	116	250	302	152	704	-	12
Nancy A. Fuerst	318	50	23	73	0	0	0	0	0	0	48	156	140	47	343	-	25
Eileen T. Gallagher	528	91	32	123	0	0	0	0	0	0	104	246	209	92	547	-	19
Hollie L. Gallagher	553	93	32	125	1	0	1	0	0	0	124	254	191	109	554	-	1
Daniel Gaul	721	94	50	144	0	2	2	0	0	0	136	266	288	175	729	-	8
Lance T. Mason	639	90	38	128	1	1	2	0	1	1	131	281	232	123	636	+	3
David T. Matia	594	93	59	152	1	0	1	1	0	1	122	259	230	135	624	-	30
Robert C. McClelland	598	88	40	128	1	0	1	0	1	1	94	253	180	199	632	-	34
Timothy McCormick	549	89	36	125	1	1	2	0	0	0	129	243	199	103	545	+	4
Nancy R. McDonnell	527	88	35	123	0	3	3	0	0	0	131	235	210	74	519	+	8
Timothy J. McGinty	458	99	43	142	0	2	2	0	0	0	123	172	227	78	477	-	19
Richard J. McMonagle	611	94	23	117	0	0	0	0	0	0	92	384	170	82	636	-	25
John P. O'Donnell	557	88	18	106	0	2	2	0	0	0	93	299	195	76	570	-	13
John J. Russo	529	100	31	131	0	0	0	0	0	0	113	230	235	82	547	-	18
Joseph D. Russo	650	86	27	113	1	1	2	0	0	0	94	259	229	181	669	-	19
Michael J. Russo	562	94	26	120	0	0	0	1	0	1	124	219	243	96	558	+	4
Nancy Margaret Russo	377	82	31	113	0	0	0	0	1	1	127	147	165	51	363	+	14
Shirley Strickland Saffold	641	90	51	141	0	1	1	0	0	0	135	264	210	173	647	-	6
Brendan J. Sheehan	506	105	40	145	1	2	3	1	1	2	127	202	226	96	524	-	18
Ronald Suster	711	91	34	125	0	1	1	0	0	0	131	266	254	185	705	+	6
John D. Sutula	699	91	29	120	0	0	0	0	2	2	116	272	280	151	703	-	4
Kathleen Ann Sutula	558	82	38	120	0	2	2	1	0	1	138	229	206	105	540	+	18
Joan Synenberg	690	84	36	120	0	1	1	0	0	0	99	336	229	146	711	-	21
José A. Villanueva	596	87	34	121	0	0	0	0	0	0	115	250	301	51	602	-	6
TOTALS	19811	3119	1250	4369	12	25	37	7	11	18	4077	8496	7626	3981	20103	-	292

Year to Date Summary

SUMMARY FOR THE COURT

January - September 2011

NAME	PEND	ASSIGNED			TRIALS						DISP	PENDING				+ -
		CV	CR	TOT	JURY			COURT				CV	FR	CR	TOT	
Dick Ambrose	629	818	276	1094	5	5	10	3	4	7	1220	228	203	72	503	+ 126
Michael K. Astrab	647	769	334	1103	2	9	11	1	2	3	1119	242	215	174	631	+ 16
Pamela A. Barker	727	866	399	1265	5	5	10	2	8	10	1362	253	230	147	630	+ 97
Janet R. Burnside	675	792	350	1142	5	2	7	2	7	9	1216	244	236	121	601	+ 74
Annette G. Butler	552	840	351	1191	3	10	13	0	0	0	1266	172	227	78	477	+ 75
Deena R. Calabrese	704	806	327	1133	2	5	7	1	4	5	1229	261	245	102	608	+ 96
Maureen Clancy	649	777	353	1130	5	9	14	2	4	6	1222	224	223	110	557	+ 92
Brian J. Corrigan	757	775	367	1142	4	3	7	0	8	8	1188	351	207	153	711	+ 46
Peter J. Corrigan	617	841	360	1201	3	7	10	1	0	1	1264	232	222	100	554	+ 63
Michael P. Donnelly	662	787	312	1099	8	5	13	3	4	7	1177	218	266	100	584	+ 78
Carolyn B. Friedland	778	805	360	1165	3	2	5	2	4	6	1304	271	228	140	639	+ 139
Stuart A. Friedman	729	784	357	1141	3	2	5	1	10	11	1166	250	302	152	704	+ 25
Nancy A. Fuerst	362	437	116	553	1	5	6	0	2	2	572	156	140	47	343	+ 19
Eileen T. Gallagher	586	836	300	1136	2	5	7	1	0	1	1175	246	209	92	547	+ 39
Hollie L. Gallagher	594	847	292	1139	1	2	3	0	2	2	1179	254	191	109	554	+ 40
Daniel Gaul	779	790	401	1191	1	11	12	1	2	3	1241	266	288	175	729	+ 50
Lance T. Mason	688	777	346	1123	3	11	14	1	4	5	1175	281	232	123	636	+ 52
David T. Matia	656	782	457	1239	7	2	9	2	1	3	1271	259	230	135	624	+ 32
Robert C. McClelland	591	687	350	1037	4	4	8	0	6	6	996	253	180	199	632	- 41
Timothy McCormick	633	803	396	1199	3	4	7	0	7	7	1287	243	199	103	545	+ 88
Nancy R. McDonnell	591	788	330	1118	2	10	12	2	4	6	1190	235	210	74	519	+ 72
Richard J. McMonagle	694	719	226	945	1	5	6	0	1	1	1003	384	170	82	636	+ 58
John P. O'Donnell	566	689	177	866	4	5	9	3	0	3	862	299	195	76	570	- 4
John J. Russo	581	833	329	1162	4	4	8	1	2	3	1196	230	235	82	547	+ 34
Joseph D. Russo	713	802	334	1136	5	4	9	0	1	1	1180	259	229	181	669	+ 44
Michael J. Russo	633	819	297	1116	0	3	3	4	1	5	1191	219	243	96	558	+ 75
Nancy Margaret Russo	398	767	345	1112	1	8	9	0	6	6	1147	147	165	51	363	+ 35
Shirley Strickland Saffold	727	793	371	1164	3	6	9	0	2	2	1244	264	210	173	647	+ 80
Brendan J. Sheehan	555	838	364	1202	6	13	19	2	6	8	1233	202	226	96	524	+ 31
Ronald Suster	808	803	368	1171	3	5	8	0	8	8	1274	266	254	185	705	+ 103
John D. Sutula	743	771	360	1131	1	5	6	2	4	6	1171	272	280	151	703	+ 40
Kathleen Ann Sutula	604	778	406	1184	0	10	10	3	5	8	1248	229	206	105	540	+ 64
Joan Synenberg	754	767	366	1133	0	4	4	0	2	2	1176	336	229	146	711	+ 43
José A. Villanueva	668	786	300	1086	3	7	10	3	3	6	1152	250	301	51	602	+ 66
TOTALS	22050	26572	11377	37949	103	197	300	43	124	167	39896	8496	7626	3981	20103	+ 1947

Corrections/Adjustments

CUYAHOGA COUNTY COMMON PLEAS COURT

Corrections & Adjustments

There was a minor error in the New Marsh. Of Lien/Quite Title/Partition Case Filings by Month, Total New Judicial Foreclosure Filings by Month for Year 2010 and Total New Judicial Foreclosure Filings 1996-2011 for the month of January 2011.

The following charts reflect the *original* and *corrected* numbers.

