



***Statistics Report
August 2011***

***Nancy A. Fuerst
Administrative and Presiding Judge***

TABLE OF CONTENTS

Criminal Statistics

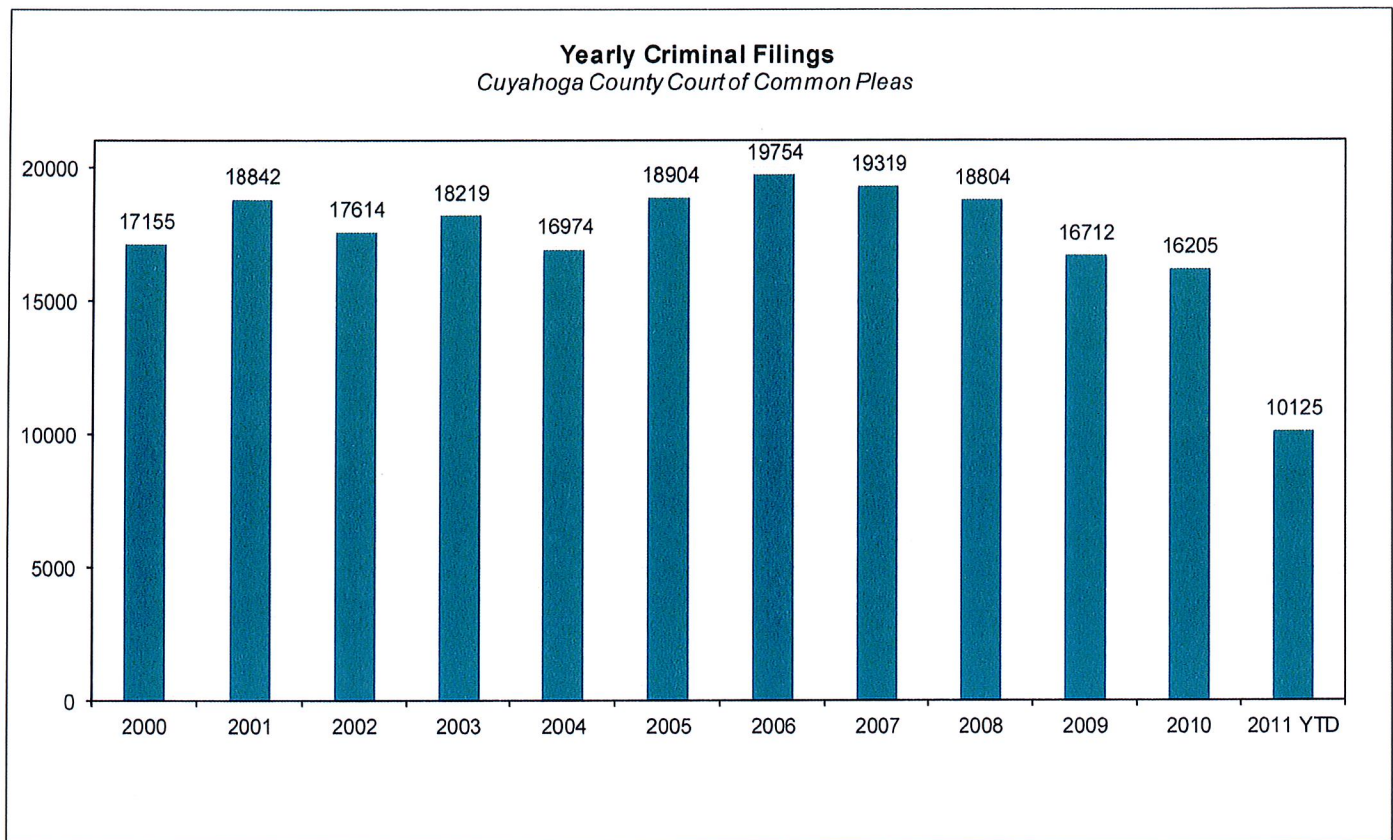
<i>Newly Filed, Re-Activated and Transferred in Cases</i>	4
<i>Yearly Criminal Terminations</i>	5
<i>Pending Criminal Cases End of Period</i>	6
<i>Clearance Rate</i>	7
<i>Arrest to Disposition Timeline</i>	8
<i>Average Arrest to Disposition Timeline (Jail Cases)</i>	9
<i>Average Arrest to Disposition Timeline (Non-Jail Cases)</i>	10
<i>Average Arrest to Disposition Timeline (Jail and Non-Jail Cases)</i>	11
<i>Yearly Average Arrest to Disposition Timeline</i>	12
<i>Indictments and Informations Filed With the Clerk of Courts</i>	13
<i>Bail Case Arraignment Activity</i>	14
<i>Overall Arraignment Statistics</i>	15
<i>Total Pending Judicial Foreclosure Cases Referred to Magistrates (A)</i>	17
<i>Total Pending Judicial Foreclosure Cases Referred to Magistrates (B)</i>	18
<i>Total Pending Judicial Foreclosure Cases Referred to Magistrates (C)</i>	19
<i>Total Pending Tax Lien & Certificate Cases Referred to Magistrates (A)</i>	20
<i>Total Pending Tax Lien & Certificate Cases Referred to Magistrates (B)</i>	21
<i>Total Pending Tax Lien & Certificate Cases Referred to Magistrates (C)</i>	22
<i>Percentage of Pending Judicial Foreclosure Cases By Filing Year</i>	23
<i>Judicial Foreclosure Clearance Rate Year 2009</i>	24
<i>Judicial Foreclosure Clearance Rate Year 2010</i>	25
<i>Judicial Foreclosure Clearance Rate Year 2011</i>	26
<i>Avg. Number of Days to Disp. (Excl. Bank. Stays & Tax Lien & Tax Cert.)</i>	27
<i>Avg. Number of Days to Disp. (Excl. Bank. Stays & Incl. Tax Lien & Tax Cert.)</i>	28
<i>Total New Judicial Foreclosure Filings</i>	29
<i>New Marsh of Lien/Quiet Title/Partition Case Filings by Month for Year 2009 – 2011 YTD</i>	30
<i>New Tax Lien & Certificate Filings by Month for Year 2009 – 2011 YTD</i>	31
<i>Total New Judicial Foreclosure Filings by Month for Year 2009 – 2011 YTD</i>	32
<i>Magistrate's Monthly Reports</i>	33
<i>Report CMSR1062 - Judicial Foreclosure Statistics by Judge</i>	41
<i>Monthly Summary</i>	46
<i>Year to Date Summary</i>	48
<i>Corrections & Adjustments</i>	50

Criminal Case Statistics

CUYAHOGA COUNTY COMMON PLEAS COURT

Newly Filed, Re-Activated and Transferred in Cases

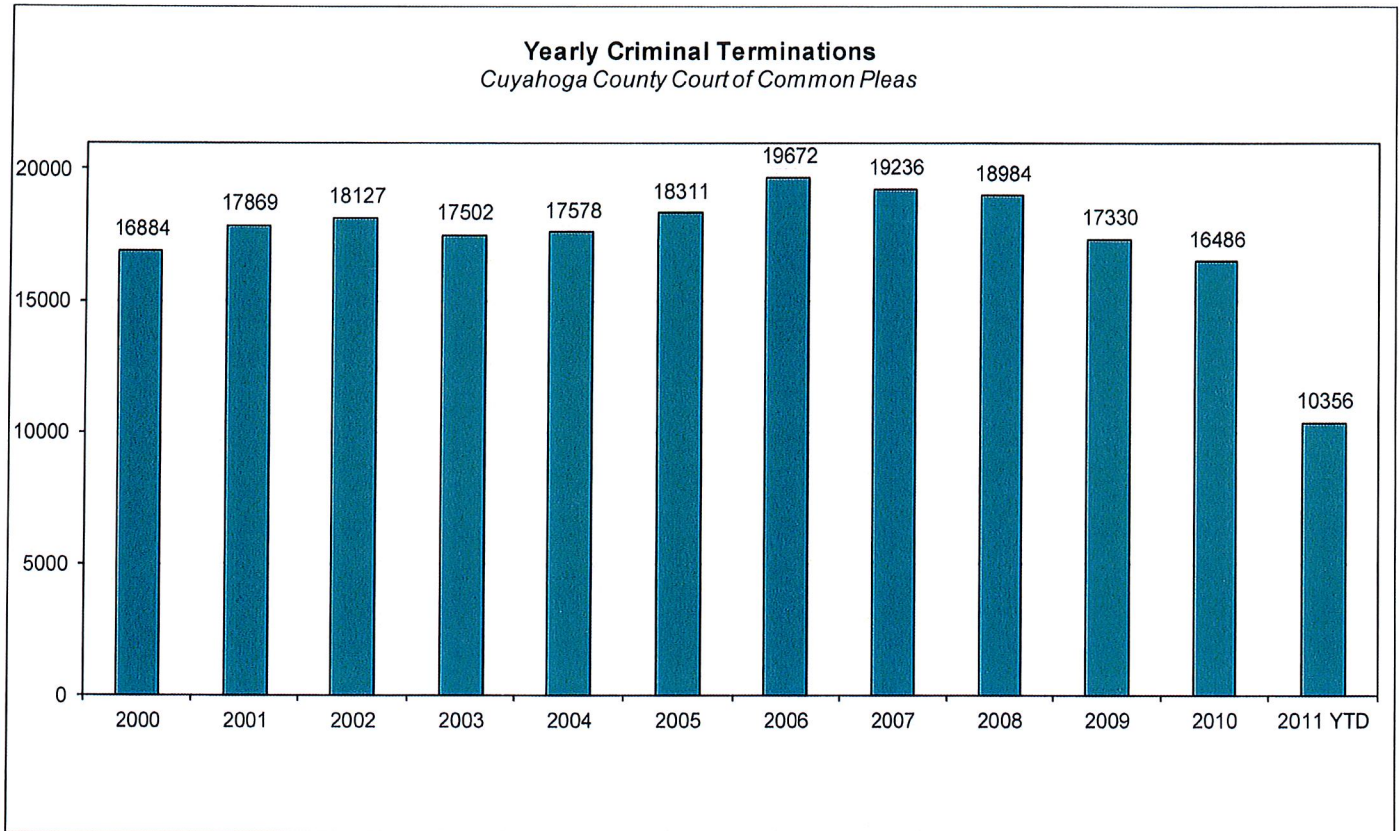
The following chart is a representation of all newly filed cases in Cuyahoga County Court of Common Pleas from 2000 – August 2011. Newly filed cases are defined as having been arraigned and assigned to a Judge. Re-activated cases are defined as cases where a defendant was unavailable for trial and has now become ready to proceed. Transferred cases are defined as cases moved from one judge's docket to another. This could be due to re-assignment to a Mental Health Judge or after additional information indicates that by Court rule, the case should have been assigned to another Judge.



CUYAHOGA COUNTY COMMON PLEAS COURT

Yearly Criminal Terminations

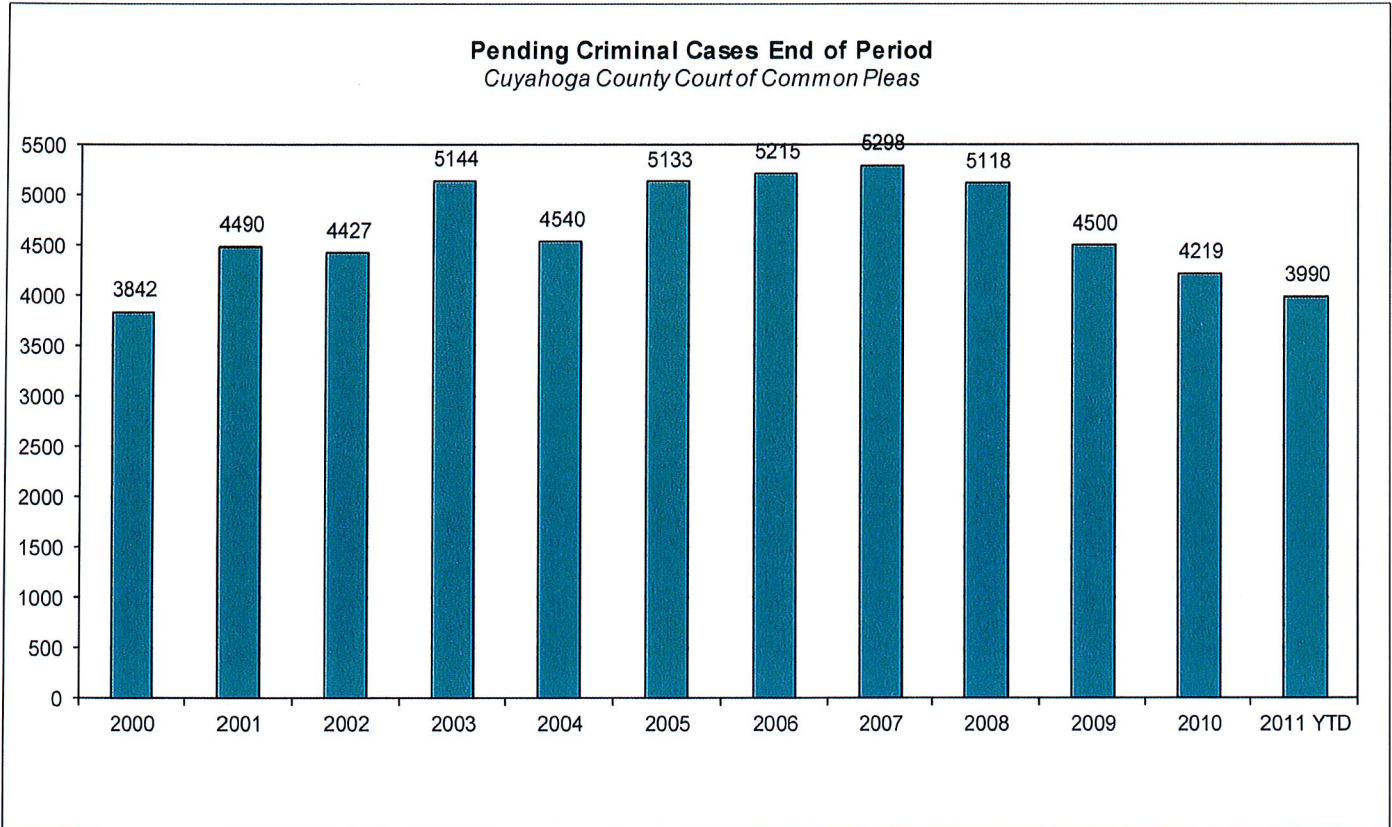
The following chart represents cases that have been terminated by the court from 2000 – August 2011. These cases have been terminated either by trial; plea, dismissal or a defendant is unavailable for trial or sentencing.



CUYAHOGA COUNTY COMMON PLEAS COURT

Pending Criminal Cases End of Period

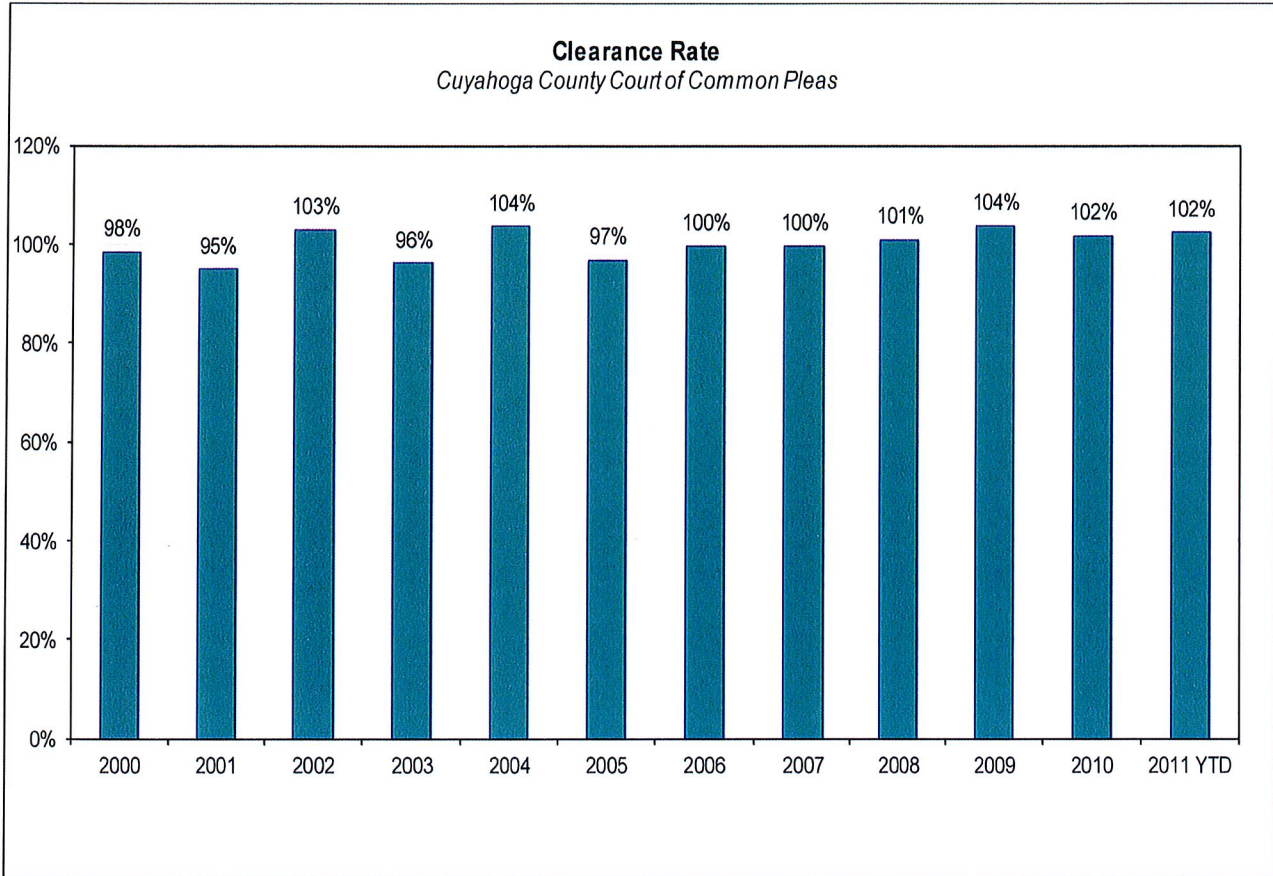
The following chart represents the total number of cases pending at the end of the reporting period from 2000 – August 2011. Pending criminal cases at the end of the period is determined by adding the total number of pending cases at the beginning of the reporting period, and all newly filed, re-activated and transferred in cases. The total number of cases terminated in the period is subtracted from the sum total pending at the beginning of the period to give the value pending at the end of the period.



CUYAHOGA COUNTY COMMON PLEAS COURT

Clearance Rate

The Clearance Rate is the total number of outgoing cases as a percentage of the number of incoming cases. Clearance rate measures whether the court is keeping up with its incoming caseload. If cases are not disposed in a timely manner, a backlog of cases awaiting disposition will grow. A Clearance Rate of 100% indicates that at least as many cases have been filed, reopened, or reactivated in a period have been disposed.



Arrest to Disposition Timeline

Arrest to disposition timeline is a method to measure how felony cases flow through the Cuyahoga County Criminal Justice System. By capturing how long a case takes to move from stage to stage, we can examine where problems may exist and where potential improvements in case processing can be made.

The source data was extracted from the Cuyahoga County Court of Common Pleas Case Management System. The overall population of sample data was based on cases terminated in a given month excluding cases that have gone through diversion programs. A case is defined as a defendant and all charges involved in a single incident. The period for the extracted data is from August 2011.

The stages examined were:

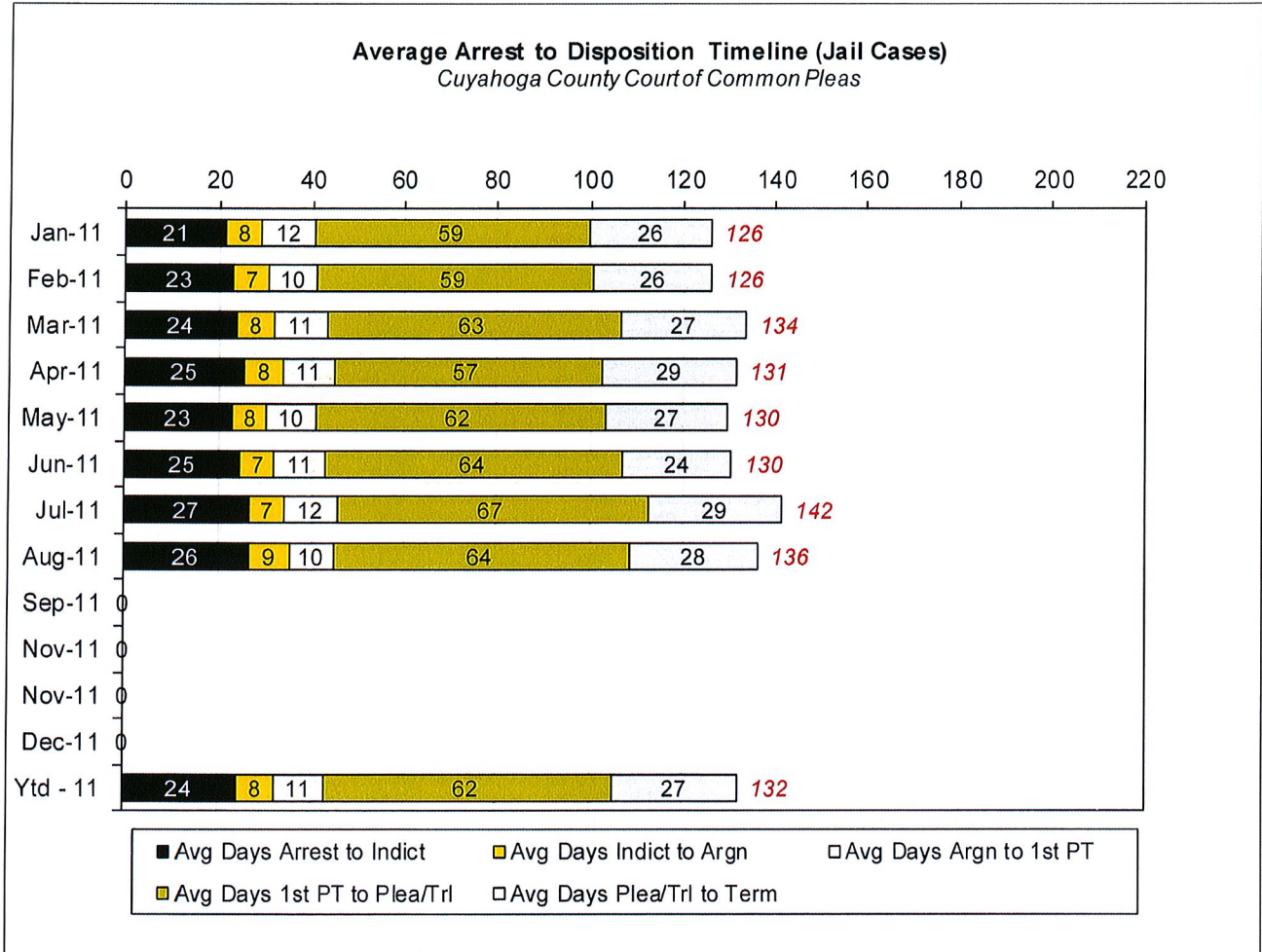
Arrest to Indictment
Indictment to Arraignment
Arraignment to 1st Pre-Trial
1st Pre-Trial to Plea/Trial
Plea/Trial to Termination

Due to the fact that each case may or may not have all of the stage date elements, a method to arrive at stage averages was applied. For a case to be included in the average for a stage there would need to be both dates for the given stage. A case would be included in the Arrest to Indictment stage if both arrest date and indictment date were available. This method was applied to each of the five stages. Next we calculated the total number of cases that met the date criteria for each of the ranges and also the total number of days between each date. To arrive at an average, the total number of days for each case in each range was calculated and divided by the total number of cases that met the date criteria. If a case had a time period or periods where the defendant was capias'd or referred to the Psych Clinic, that amount of time was subtracted from the appropriate range. For re-indicted cases, the original arrest date is used.

The following three charts are for Jail, Non-Jail and combined Jail and Non-Jail cases. Jail and Non-Jail cases are defined by the status of the defendant at arraignment.

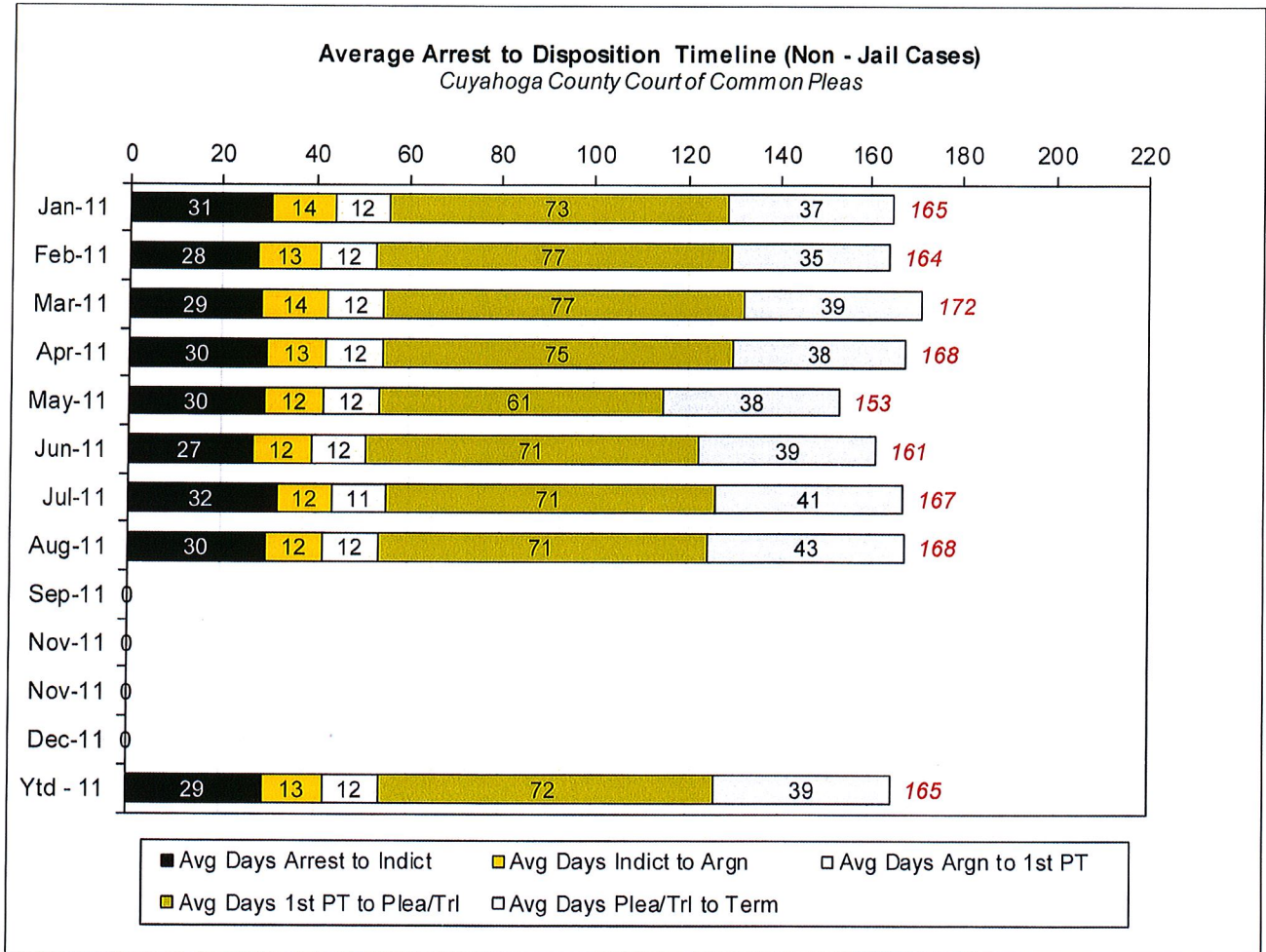
CUYAHOGA COUNTY COMMON PLEAS COURT

Average Arrest to Disposition Timeline (Jail Cases)



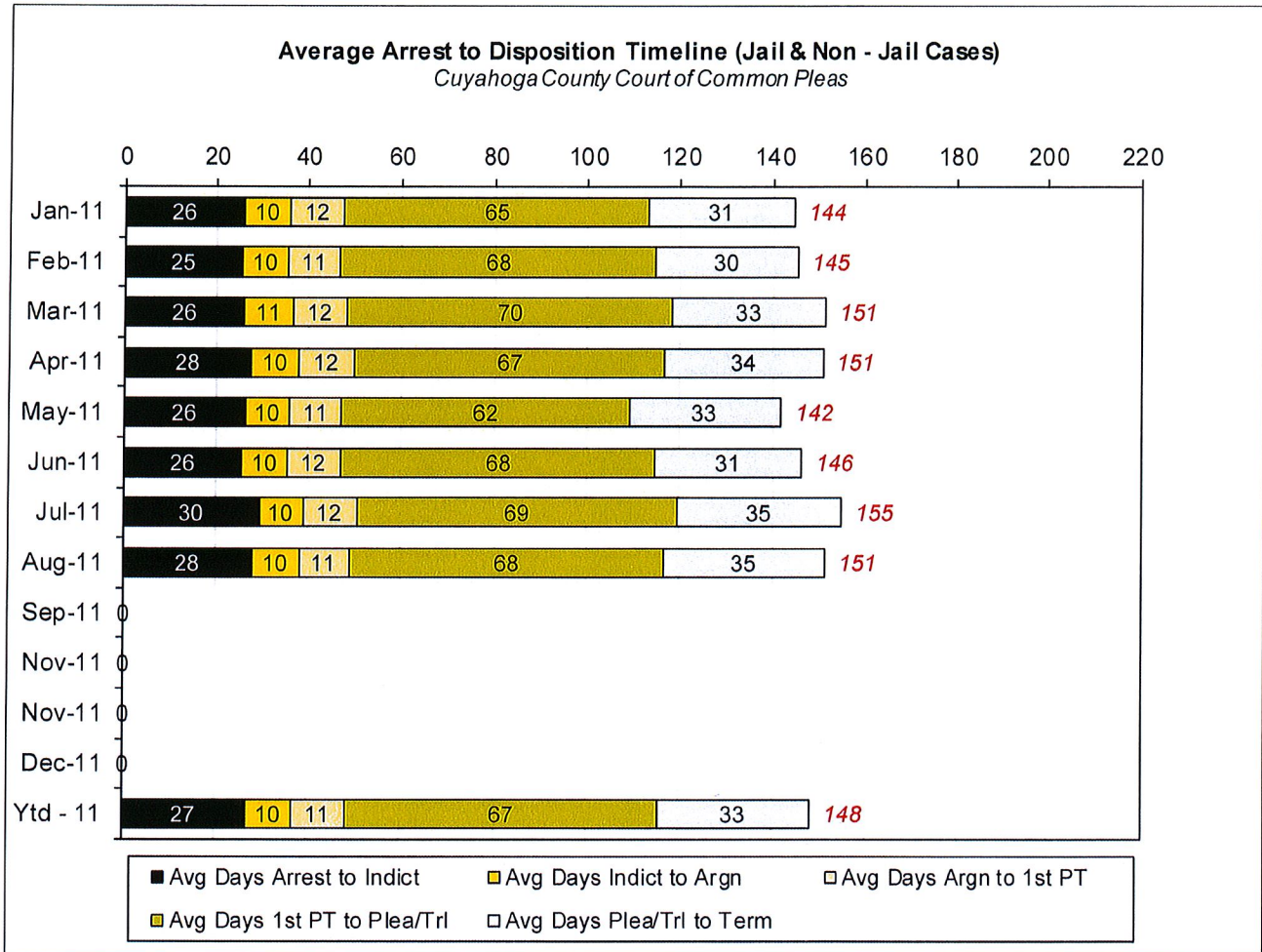
CUYAHOGA COUNTY COMMON PLEAS COURT

Average Arrest to Disposition Timeline (Non-Jail Cases)



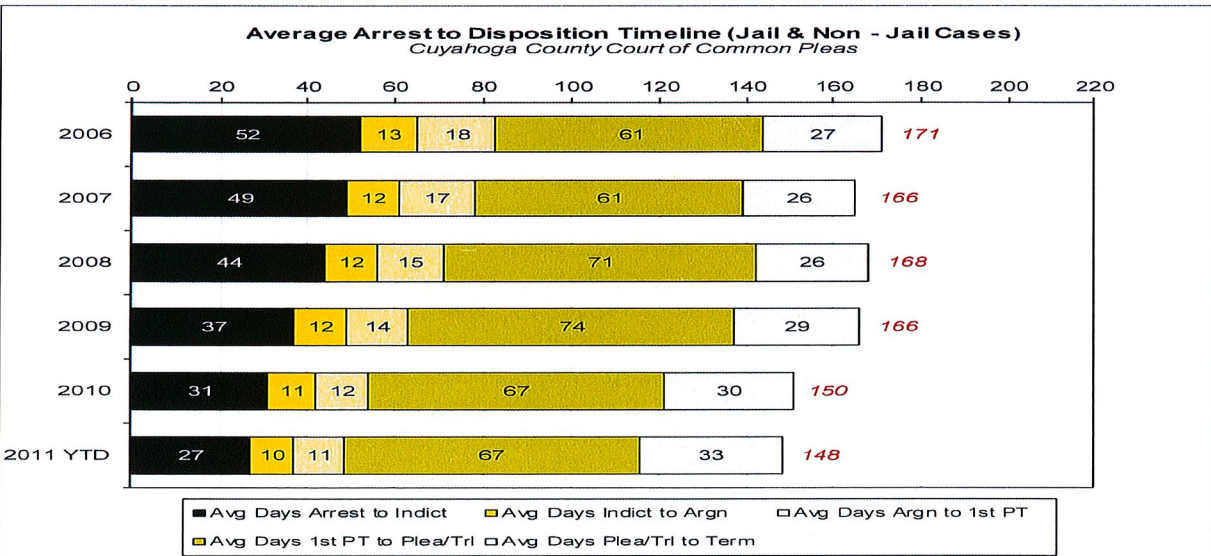
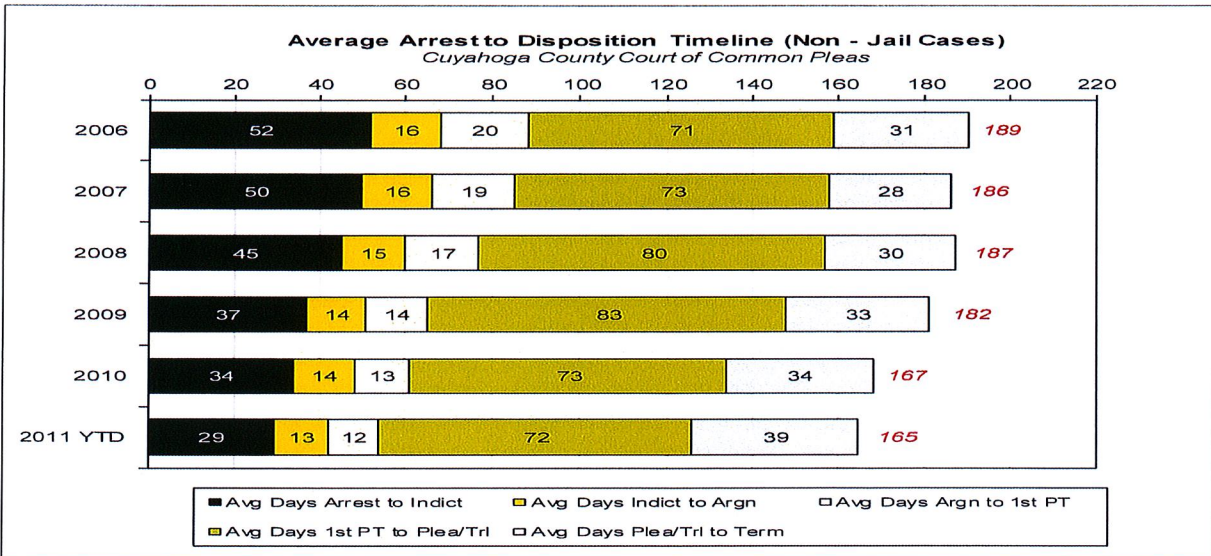
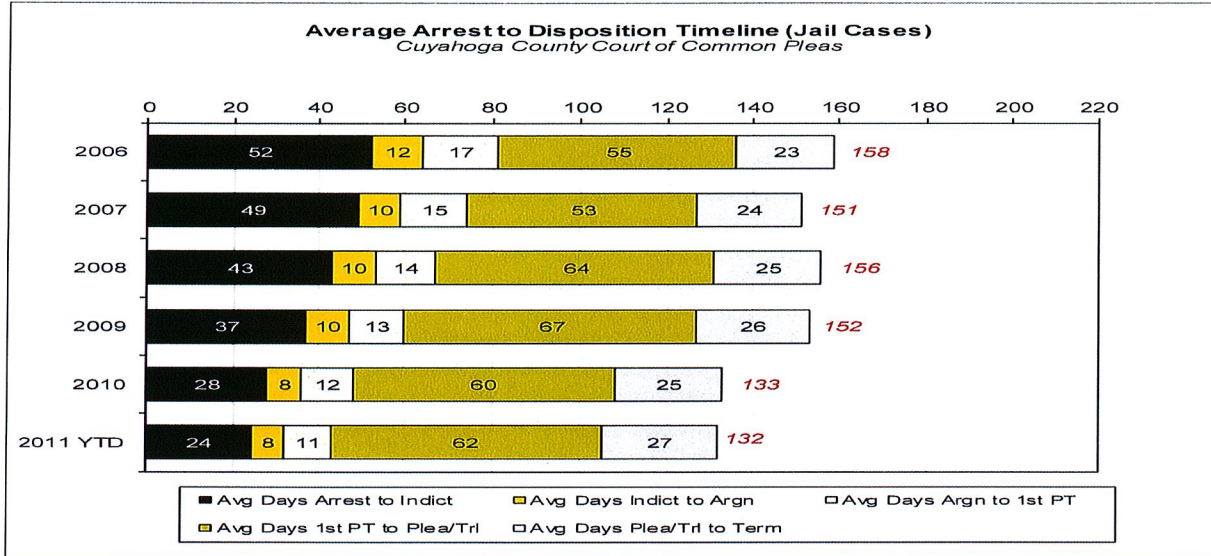
CUYAHOGA COUNTY COMMON PLEAS COURT

Average Arrest to Disposition Timeline (Jail and Non-Jail Cases)



CUYAHOGA COUNTY COMMON PLEAS COURT

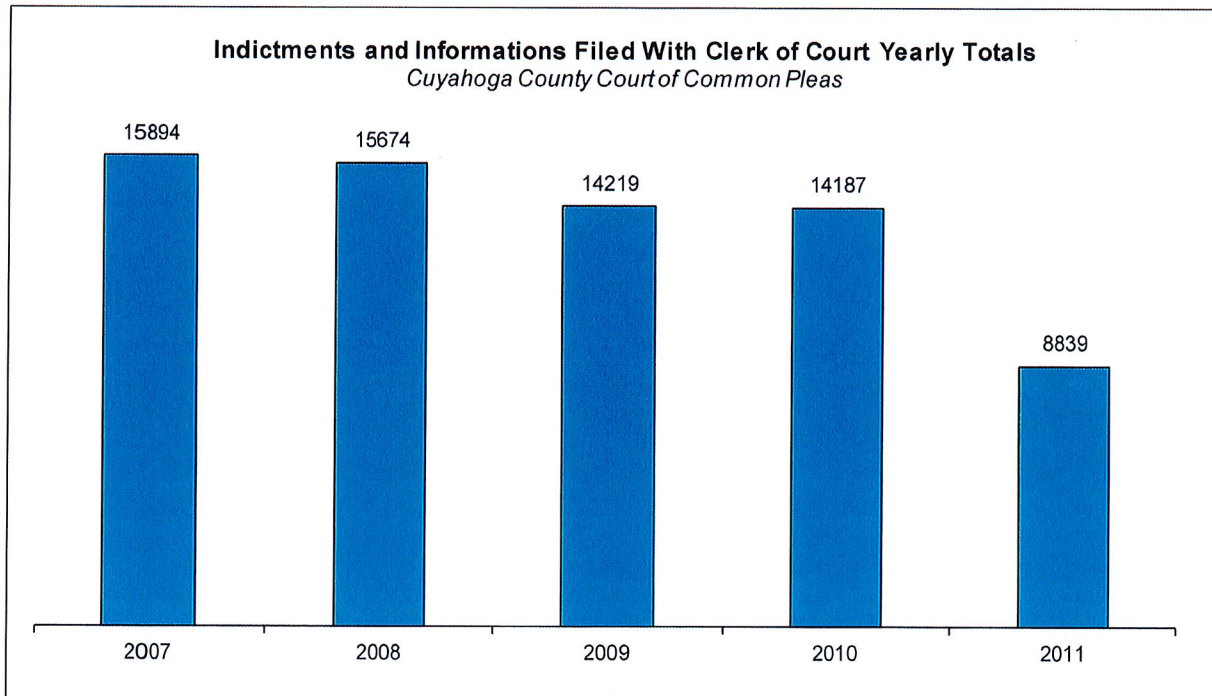
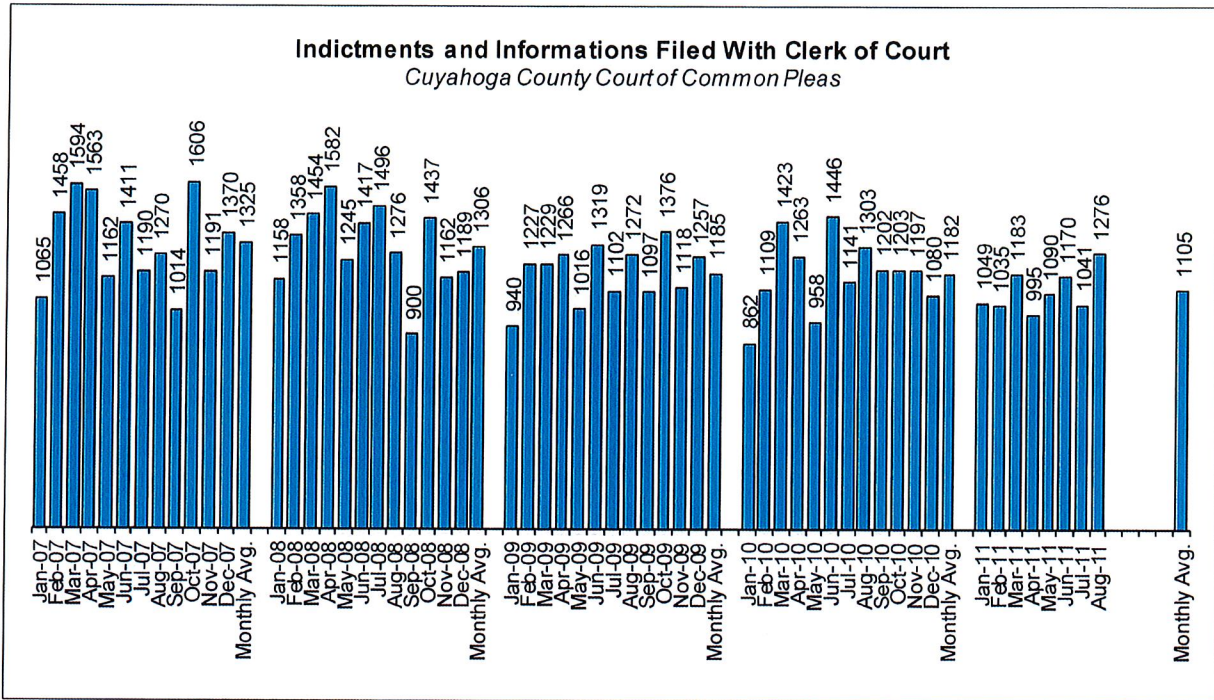
Yearly Average Arrest to Disposition Timeline



CUYAHOGA COUNTY COMMON PLEAS COURT

Indictments and Informations Filed With the Clerk of Courts

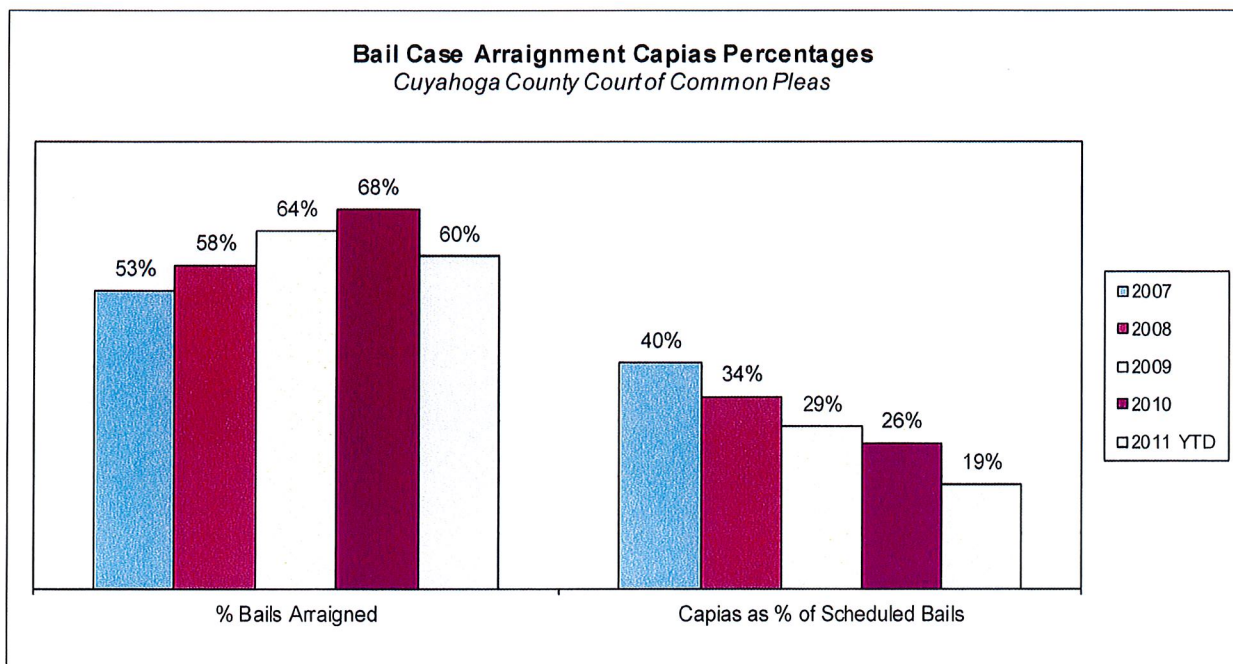
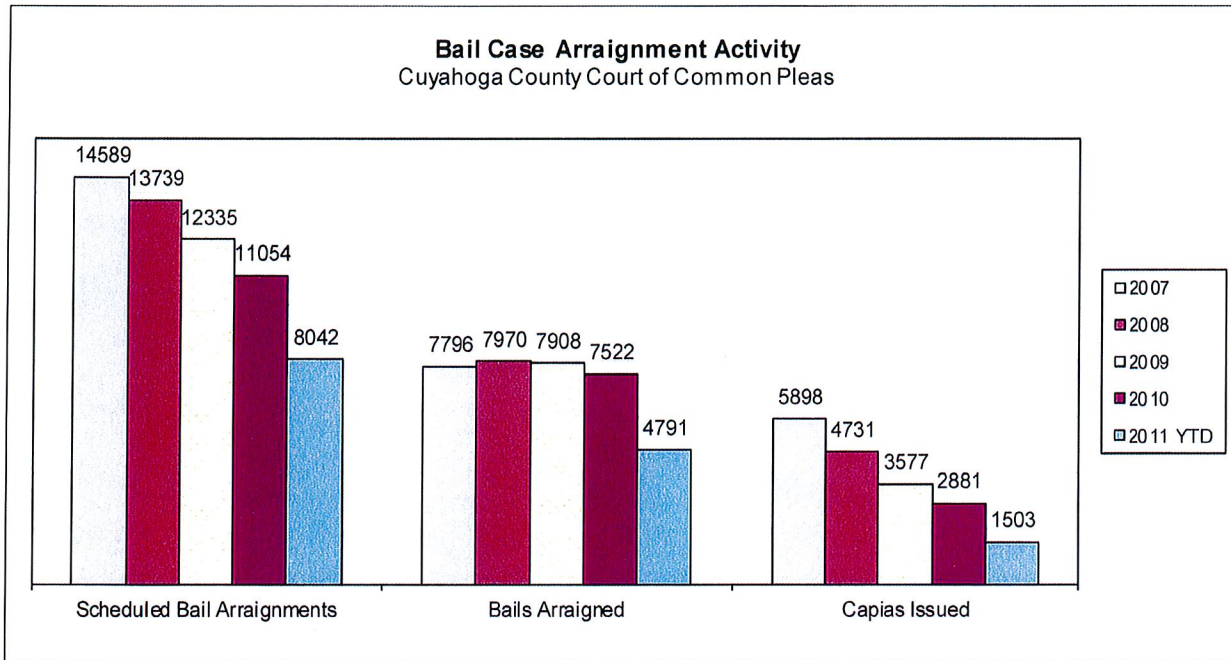
The following charts are reflective of Indictments and Informations filed with the Criminal Clerk of Courts from 2007. The source for this information was the Criminal Clerk's Office.



CUYAHOGA COUNTY COMMON PLEAS COURT

Bail Case Arraignment Activity

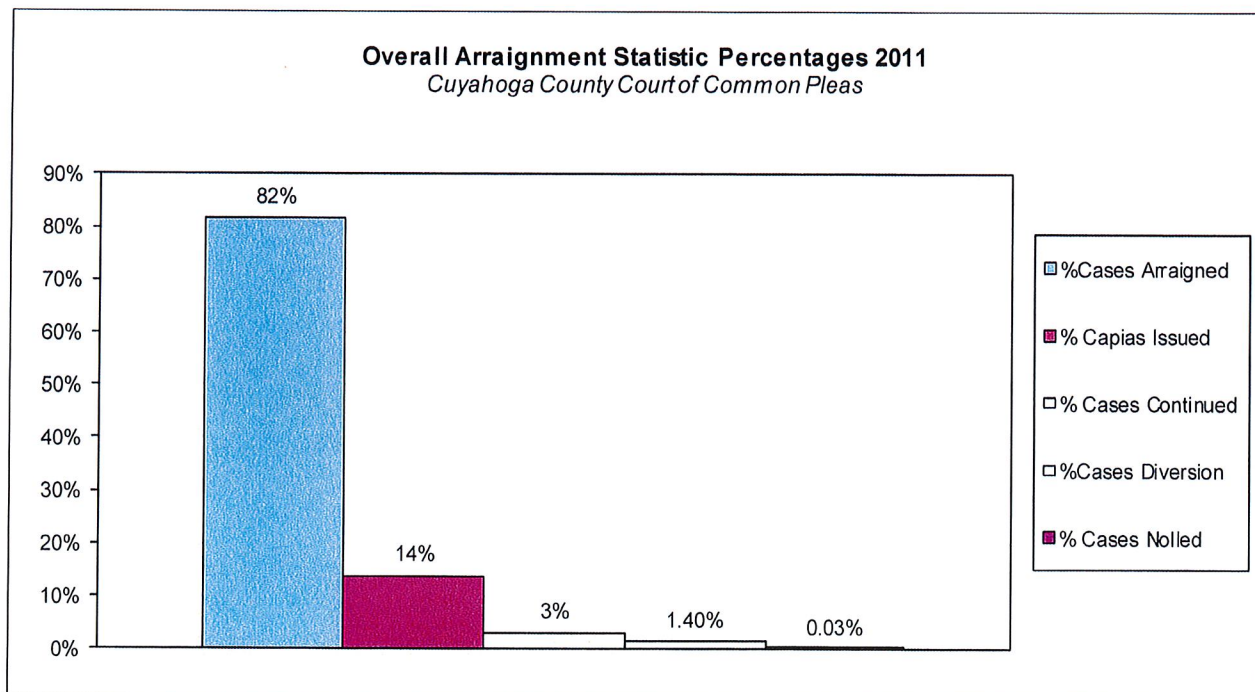
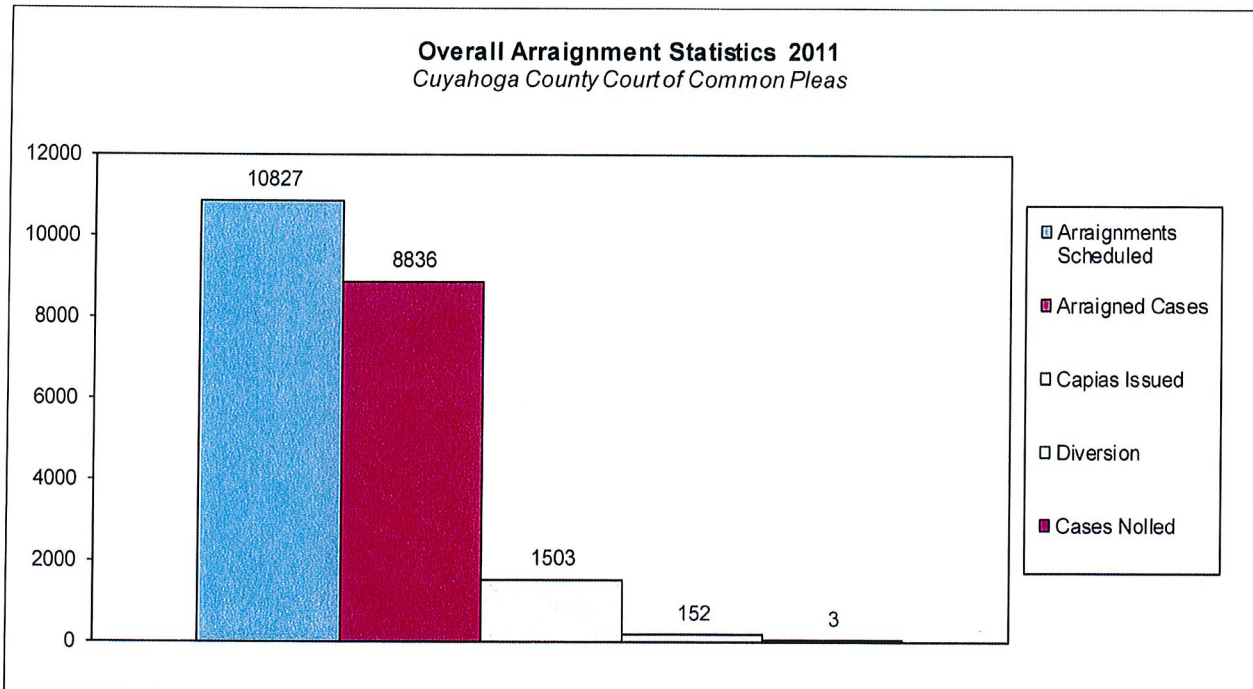
The following charts are reflective of arraignment activity where the defendant was not incarcerated at the time of arraignment. The source for this information was the Criminal Records Department.



CUYAHOGA COUNTY COMMON PLEAS COURT

Overall Arraignment Statistics

The arraignment statistics were provided by the Criminal Records Department. They are provided to give a representation of arraignment activity in the Court in 2011. These statistics include jail and non – jail arraignments.



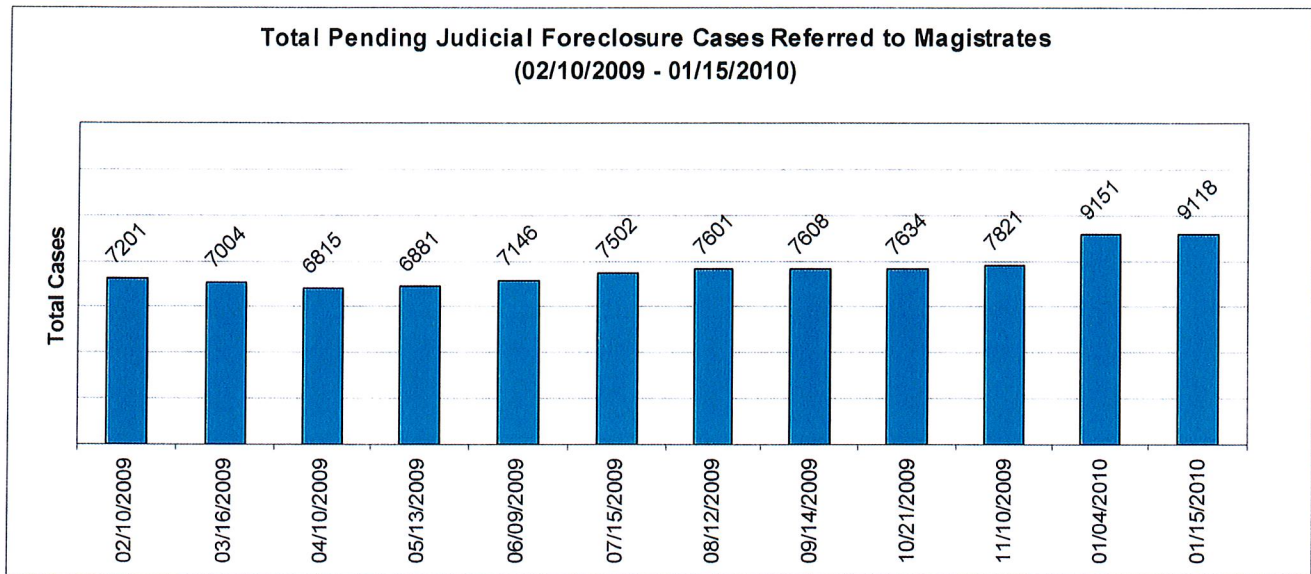
Judicial Foreclosure Statistics¹

¹ For clarification purposes, Foreclosure cases in this report are identified as Judicial Foreclosure filings (filing codes 1460 (Foreclosure Marsh. Of Lien), 1465(Tax Lien), 1466 (Tax Certificate), 1470 (Quiet Title), and 1480 (Partition)). These cases are different from Board of Revision Foreclosures, which are not reported here.

CUYAHOGA COUNTY COMMON PLEAS COURT

Total Pending Judicial Foreclosure Cases Referred to Magistrates (A)

The following chart is a display of the total number of pending Judicial Foreclosure cases referred to the Magistrates on specific dates. The table below shows the number of these cases pending for each year since 1990.

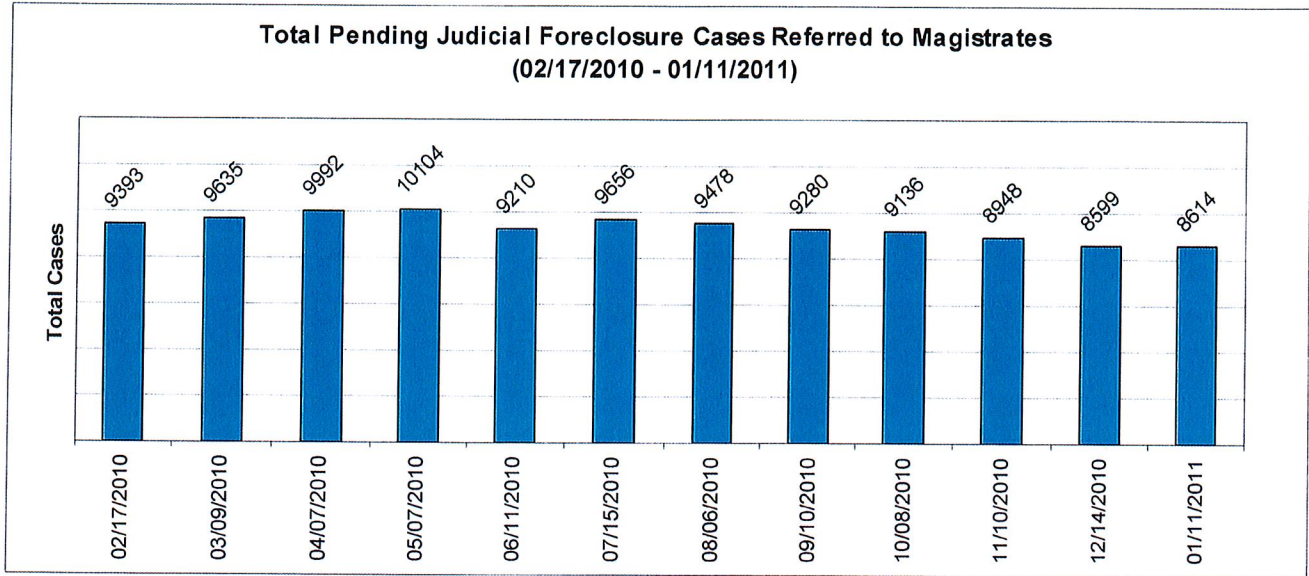


	As of:	02/10/2009	03/16/2009	04/10/2009	05/13/2009	06/09/2009	07/15/2009	08/12/2009	09/14/2009	10/21/2009	11/10/2009	01/04/2010	01/15/2010
Year													
1990		0	0	0	0	0	0	0	0	0	0	0	0
1991		0	0	0	0	0	0	0	0	0	0	0	0
1992		0	0	0	0	0	0	0	0	0	0	0	0
1993		0	0	0	0	0	0	0	0	0	0	0	0
1994		0	0	0	0	0	0	0	0	0	0	0	0
1995		0	0	0	0	0	0	0	0	0	0	0	0
1996		0	0	0	0	0	0	0	0	0	0	0	0
1997		0	0	0	0	0	0	0	0	0	0	0	0
1998		0	0	0	1	0	0	0	0	0	0	0	0
1999		0	0	0	0	0	0	0	0	0	0	0	0
2000		2	2	2	2	2	2	3	2	2	3	2	2
2001		2	1	1	1	1	1	1	1	1	1	1	1
2002		3	2	3	3	3	3	1	1	1	1	1	1
2003		10	12	14	11	11	11	11	9	8	8	8	7
2004		20	16	15	16	16	16	15	15	15	14	13	13
2005		22	19	20	19	18	16	16	16	16	12	13	13
2006		106	90	84	65	62	56	49	42	30	27	25	25
2007		399	314	263	231	203	165	145	129	107	98	88	80
2008		5533	4356	3585	2980	2510	2030	1719	1439	1162	1009	776	720
2009		1104	2192	2828	3552	4320	5202	5641	5954	6292	6648	8224	7933
2010													323
Total		7201	7004	6815	6881	7146	7502	7601	7608	7634	7821	9151	9118

CUYAHOGA COUNTY COMMON PLEAS COURT

Total Pending Judicial Foreclosure Cases Referred to Magistrates (B)

The following chart is a display of the total number of pending Judicial Foreclosure cases referred to the Magistrates on specific dates. The table below shows the number of these cases pending from each year since 1990.

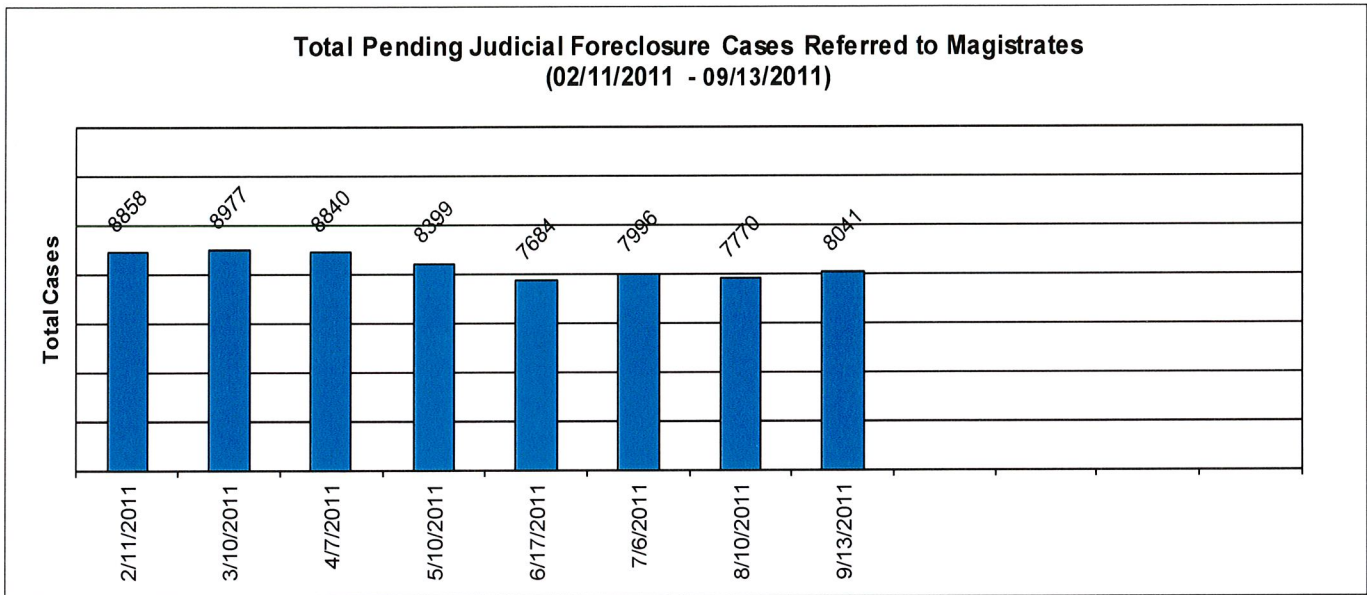


	As of:	02/17/2010	03/09/2010	04/07/2010	05/07/2010	06/11/2010	07/15/2010	08/06/2010	09/10/2010	10/08/2010	11/10/2010	12/14/2010	01/11/2011
Year													
1990		0	0	0	0	0	0	0	0	0	0	0	0
1991		0	0	0	0	0	0	0	0	0	0	0	0
1992		0	0	0	0	0	0	0	0	1	0	1	0
1993		0	0	0	0	0	0	0	0	0	0	0	0
1994		0	0	0	0	0	0	0	0	0	0	0	0
1995		0	0	0	0	0	0	0	0	0	1	0	0
1996		0	0	0	0	0	0	0	0	1	1	1	1
1997		0	0	0	0	0	0	0	0	0	0	0	0
1998		0	0	0	0	0	0	0	0	0	0	0	0
1999		0	0	0	0	0	0	0	0	1	1	0	0
2000		3	3	3	2	2	1	1	1	0	1	0	1
2001		1	1	1	0	0	0	1	0	0	0	0	0
2002		1	0	1	1	1	1	1	1	1	1	1	1
2003		6	7	7	8	8	8	6	5	6	4	4	4
2004		11	12	11	13	11	10	8	9	11	9	9	9
2005		12	13	15	11	9	12	11	9	7	8	8	9
2006		23	22	16	15	13	17	12	15	15	14	12	13
2007		69	65	63	64	61	50	47	43	37	37	33	31
2008		585	511	442	356	308	262	250	215	189	169	148	136
2009		7064	6478	5811	5137	4070	3424	2990	2527	2125	1751	1445	1282
2010		1618	2523	3622	4497	4727	5871	6151	6455	6742	6951	6937	6927
2011													200
Total		9393	9635	9992	10104	9210	9656	9478	9280	9136	8948	8599	8614

CUYAHOGA COUNTY COMMON PLEAS COURT

Total Pending Judicial Foreclosure Cases Referred to Magistrates (C)

The following chart is a display of the total number of pending Judicial Foreclosure cases referred to the Magistrates on specific dates. The table below shows the number of these cases pending from each year since 1990.




Year	As of:	2/11/2011	3/10/2011	4/7/2011	5/10/2011	6/17/2011	7/6/2011	8/10/2011	9/13/2011
1990		0	0	0	0	0	0	0	0
1991		0	0	0	0	0	0	0	0
1992		0	0	0	0	0	0	0	0
1993		0	0	0	0	0	0	0	0
1994		0	0	0	0	0	0	0	0
1995		0	0	0	0	0	0	0	0
1996		1	1	1	1	1	1	0	0
1997		0	0	0	0	0	0	0	0
1998		0	0	0	0	0	0	0	0
1999		0	0	0	0	0	0	0	0
2000		1	1	3	2	0	0	0	0
2001		0	0	0	0	0	0	0	0
2002		1	1	1	4	3	1	11	12
2003		4	2	2	2	2	2	2	2
2004		6	7	6	6	5	4	3	2
2005		9	7	7	6	4	4	5	3
2006		10	9	10	9	11	9	12	10
2007		29	27	26	24	22	22	20	18
2008		120	109	96	82	72	71	59	58
2009		1031	912	761	611	481	423	342	303
2010		6219	5572	4822	3979	3080	2733	2096	1720
2011		1427	2329	3105	3673	4003	4726	5220	5913
Total		8858	8977	8840	8399	7684	7996	7770	8041

CUYAHOGA COUNTY COMMON PLEAS COURT

Total Pending Tax Lien & Certificate Cases Referred to Magistrates (A)

The following chart is a display of the number of pending tax Judicial Foreclosure cases referred to the Magistrates on specific dates. The table below shows the number of pending tax Judicial Foreclosure cases in each year since 1990.




	As of:	02/10/2009	03/16/2009	04/10/2009	05/13/2009	06/09/2009	07/15/2009	08/12/2009	09/14/2009	10/21/2009	11/10/2009	01/04/2010	01/15/2010
Year													
1990		0	0	0	0	0	0	0	0	0	0	0	0
1991		0	0	0	0	0	0	0	0	0	0	0	0
1992		0	0	0	0	0	0	0	0	0	0	0	0
1993		0	0	0	0	0	0	0	0	0	0	0	0
1994		0	0	0	0	0	0	0	0	0	0	0	0
1995		0	0	0	0	0	0	0	0	0	0	0	0
1996		0	0	0	0	0	0	0	0	0	0	0	0
1997		0	0	0	0	0	0	0	0	0	0	0	0
1998		0	0	0	0	0	0	0	0	0	0	0	0
1999		0	0	0	0	0	0	0	0	0	0	0	0
2000		1	1	1	1	1	1	1	1	1	1	1	1
2001		2	1	1	1	1	1	1	1	1	1	1	1
2002		0	0	0	0	0	0	0	0	0	0	0	0
2003		1	2	2	1	1	1	1	1	1	1	1	1
2004		4	3	3	3	3	3	4	4	4	4	4	4
2005		8	4	3	3	3	3	3	2	2	2	2	2
2006		35	29	24	19	19	18	14	12	9	6	5	4
2007		77	60	45	39	36	30	24	23	16	14	13	13
2008		1244	1118	1027	922	839	697	586	464	369	318	251	228
2009		82	177	250	381	727	1070	1169	1140	1183	1446	2396	2369
2010													23
Total		1454	1395	1356	1370	1630	1824	1803	1648	1586	1793	2674	2646

CUYAHOGA COUNTY COMMON PLEAS COURT

Total Pending Tax Lien & Certificate Cases Referred to Magistrates (B)

The following chart is a display of the number of pending tax Judicial Foreclosure cases referred to the Magistrates on specific dates. The table below shows the number of pending tax Judicial Foreclosure cases in each year since 1990.




	As of:	2/17/2010	3/9/2010	4/7/2010	5/7/2010	6/11/2010	7/15/2010	8/6/2010	9/10/2010	10/8/2010	11/10/2010	12/14/2010	1/11/2011
Year													
1990		0	0	0	0	0	0	0	0	0	0	0	0
1991		0	0	0	0	0	0	0	0	0	0	0	0
1992		0	0	0	0	0	0	0	0	0	0	0	0
1993		0	0	0	0	0	0	0	0	0	0	0	0
1994		0	0	0	0	0	0	0	0	0	0	0	0
1995		0	0	0	0	0	0	0	0	0	0	0	0
1996		0	0	0	0	0	0	0	0	0	0	0	0
1997		0	0	0	0	0	0	0	0	0	0	0	0
1998		0	0	0	0	0	0	0	0	0	0	0	0
1999		0	0	0	0	0	0	0	0	0	0	0	0
2000		1	1	1	1	1	1	1	1	0	0	0	0
2001		1	1	1	0	0	0	0	0	0	0	0	0
2002		0	0	0	1	0	0	0	0	0	0	0	0
2003		1	1	1	1	1	1	1	0	1	0	0	0
2004		4	3	3	3	3	3	3	3	3	3	3	3
2005		2	2	2	2	1	2	2	2	2	2	3	4
2006		3	3	3	4	2	4	4	4	4	5	4	6
2007		12	10	10	11	10	8	8	8	6	6	5	5
2008		186	156	133	107	91	82	77	63	55	51	45	41
2009		2267	2145	2054	1924	1750	1558	1422	1246	1102	908	753	674
2010		176	342	586	743	855	1041	1133	1160	1242	1293	1342	1425
Total		2653	2664	2794	2797	2714	2700	2651	2487	2415	2268	2155	2158

CUYAHOGA COUNTY COMMON PLEAS COURT

Total Pending Tax Lien & Certificate Cases Referred to Magistrates (C)

The following chart is a display of the number of pending tax Judicial Foreclosure cases referred to the Magistrates on specific dates. The table below shows the number of pending tax Judicial Foreclosure cases in each year since 1990.




	As of:	2/11/2011	3/10/2011	4/7/2011	5/10/2011	6/17/2011	7/7/2011	8/10/2011	9/13/2011				
Year													
1990		0	0	0	0	0	0	0	0				
1991		0	0	0	0	0	0	0	0				
1992		0	0	0	0	0	0	0	0				
1993		0	0	0	0	0	0	0	0				
1994		0	0	0	0	0	0	0	0				
1995		0	0	0	0	0	0	0	0				
1996		0	0	0	0	0	0	0	0				
1997		0	0	0	0	0	0	0	0				
1998		0	0	0	0	0	0	0	0				
1999		0	0	0	0	0	0	0	0				
2000		0	0	0	0	0	0	0	0				
2001		0	0	0	0	0	0	0	0				
2002		0	0	0	0	1	0	0	1				
2003		0	0	0	0	0	0	0	0				
2004		3	4	3	3	3	3	2	1				
2005		4	4	4	4	3	4	3	2				
2006		3	3	2	2	2	2	3	3				
2007		5	5	6	6	6	5	5	4				
2008		35	31	30	26	20	19	15	14				
2009		507	441	364	294	208	181	144	129				
2010		1297	1193	1040	874	668	592	425	351				
2011		403	764	818	898	973	984	1004	1209				
Total		2257	2445	2267	1209	1884	1790	1601	1714				

CUYAHOGA COUNTY COMMON PLEAS COURT

Percentage of Pending Judicial Foreclosure Cases By Filing Year

The following chart is a representation of the total number of pending Judicial Foreclosure cases by filing year expressed as a percentage on a specific date. The table below is the supporting data for this chart.

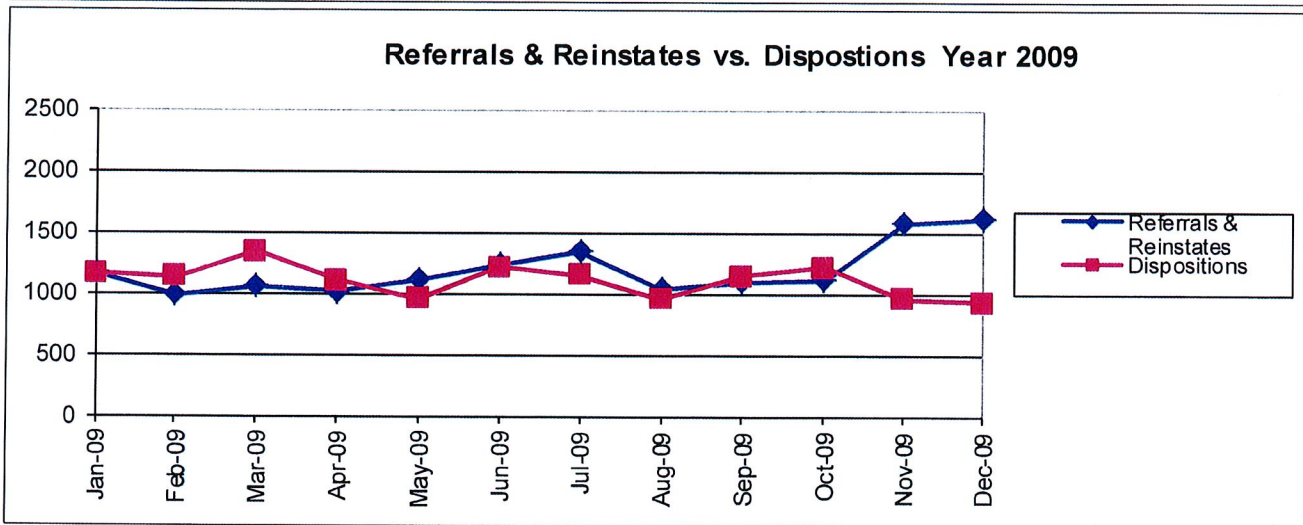
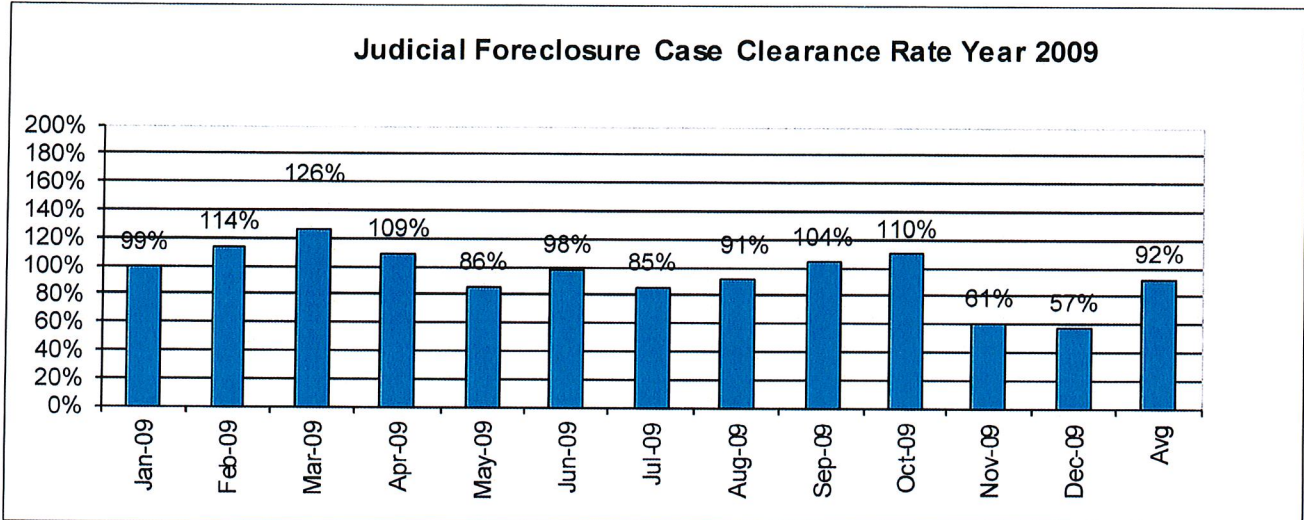


Year	As of:	09/13/11	% of Total
1990		0	0.00%
1991		0	0.00%
1992		0	0.00%
1993		0	0.00%
1994		0	0.00%
1995		0	0.00%
1996		0	0.00%
1997		0	0.00%
1998		0	0.00%
1999		0	0.00%
2000		0	0.00%
2001		0	0.00%
2002		12	0.15%
2003		2	0.02%
2004		2	0.02%
2005		3	0.04%
2006		10	0.12%
2007		18	0.22%
2008		58	0.72%
2009		303	3.77%
2010		1720	21.39%
2011		5913	73.54%
Total		8041	100.00%

CUYAHOGA COUNTY COMMON PLEAS COURT

Judicial Foreclosure Clearance Rate Year 2009

The Clearance Rate is the number of outgoing cases as a percentage of the number of incoming cases. Clearance rate measures whether the court is keeping up with its incoming caseload. If cases are not disposed in a timely manner, a backlog of cases awaiting disposition will grow. A Clearance Rate of 100% indicates that at least as many cases as have been filed, reopened, or reactivated in a period have been disposed.

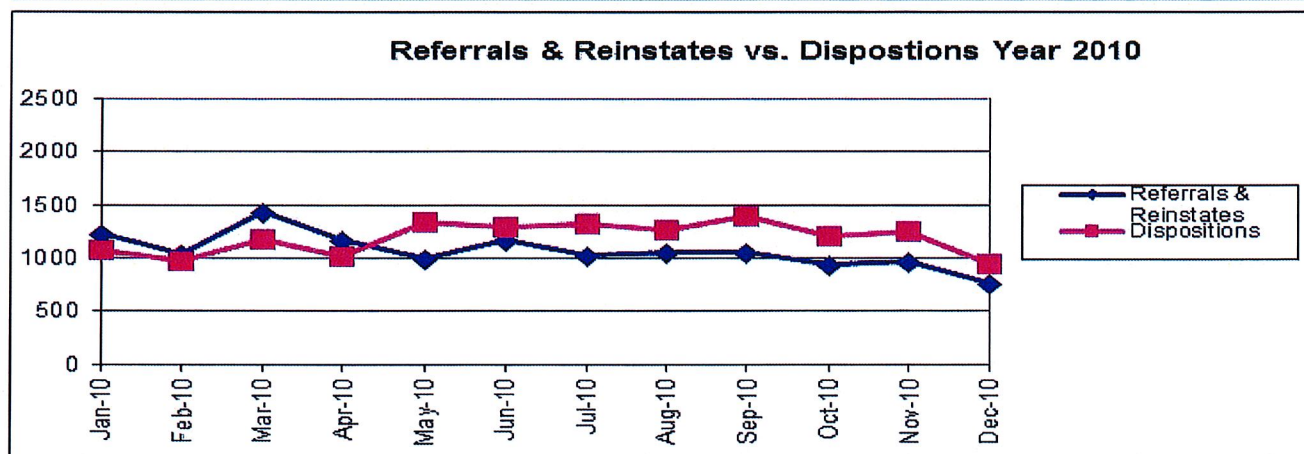



	Referrals & Reinstates	Dispositions	Clearance Rate
Jan-09	1167	1154	99%
Feb-09	991	1127	114%
Mar-09	1058	1331	126%
Apr-09	1010	1102	109%
May-09	1116	955	86%
Jun-09	1238	1214	98%
Jul-09	1345	1149	85%
Aug-09	1038	949	91%
Sep-09	1094	1136	104%
Oct-09	1108	1214	110%
Nov-09	1573	952	61%
Dec-09	1614	927	57%
Avg	1196	1101	92%
Total	14352	13210	

CUYAHOGA COUNTY COMMON PLEAS COURT

Judicial Foreclosure Clearance Rate Year 2010

The Clearance Rate is the number of outgoing cases as a percentage of the number of incoming cases. Clearance rate measures whether the court is keeping up with its incoming caseload. If cases are not disposed in a timely manner, a backlog of cases awaiting disposition will grow. A Clearance Rate of 100% indicates that at least as many cases as have been filed, reopened, or reactivated in a period have been disposed.

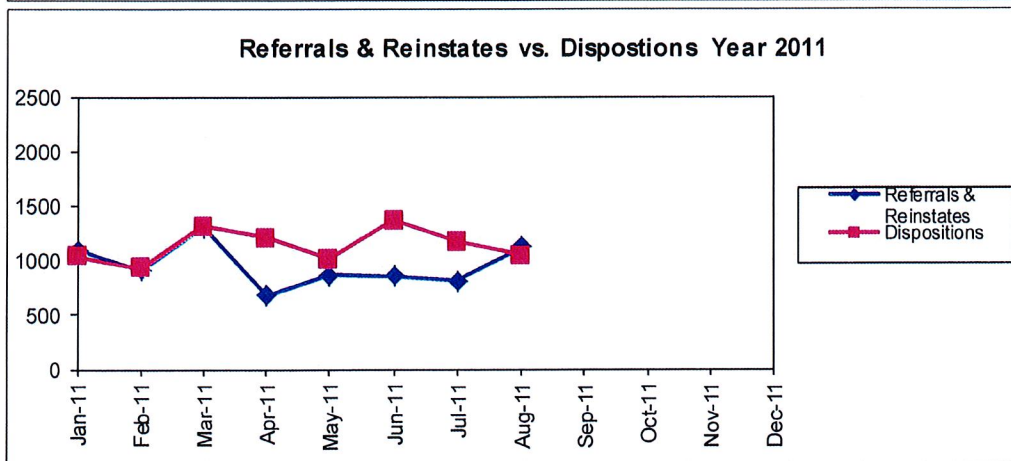
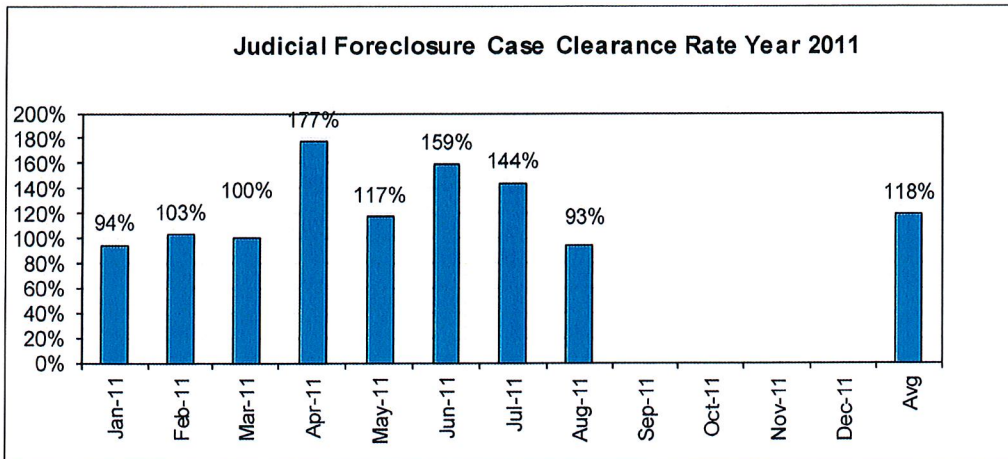


	Referrals & Reinstates	Dispositions	Clearance Rate
Jan-10	1231	1077	87%
Feb-10	1047	970	93%
Mar-10	1434	1170	82%
Apr-10	1177	1010	86%
May-10	999	1331	133%
Jun-10	1170	1295	111%
Jul-10	1029	1322	128%
Aug-10	1058	1262	119%
Sep-10	1060	1391	131%
Oct-10	948	1211	128%
Nov-10	978	1244	127%
Dec-10	768	935	122%
Avg	1075	1185	110%
Total	12899	14218	

CUYAHOGA COUNTY COMMON PLEAS COURT

Judicial Foreclosure Clearance Rate Year 2011

The Clearance Rate is the number of outgoing cases as a percentage of the number of incoming cases. Clearance rate measures whether the court is keeping up with its incoming caseload. If cases are not disposed in a timely manner, a backlog of cases awaiting disposition will grow. A Clearance Rate of 100% indicates that at least as many cases as have been filed, reopened, or reactivated in a period have been disposed.

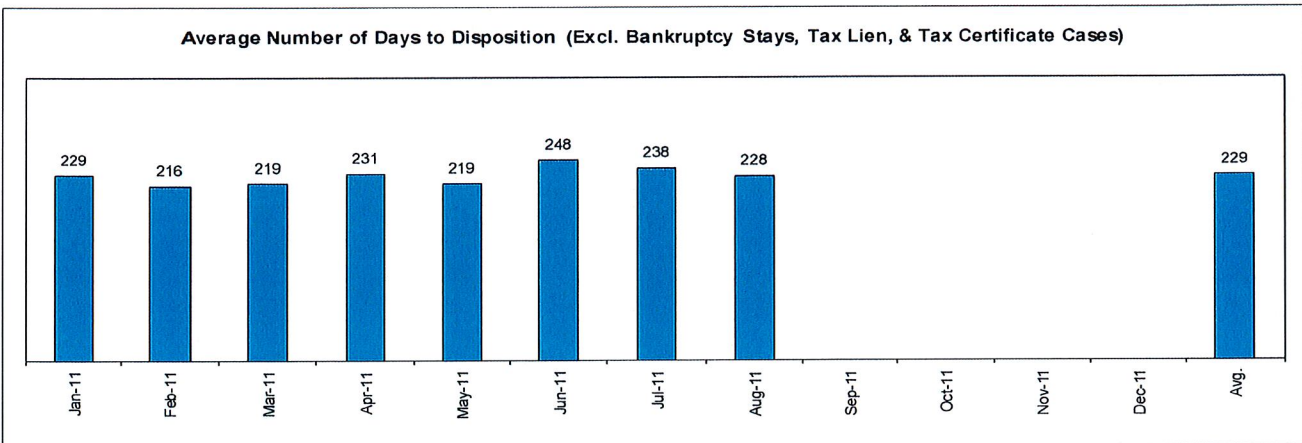
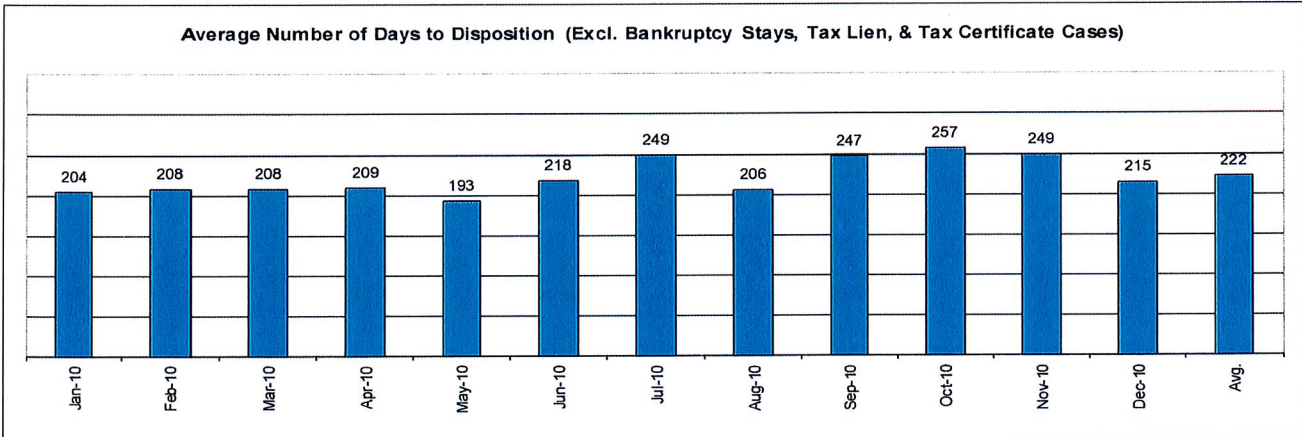
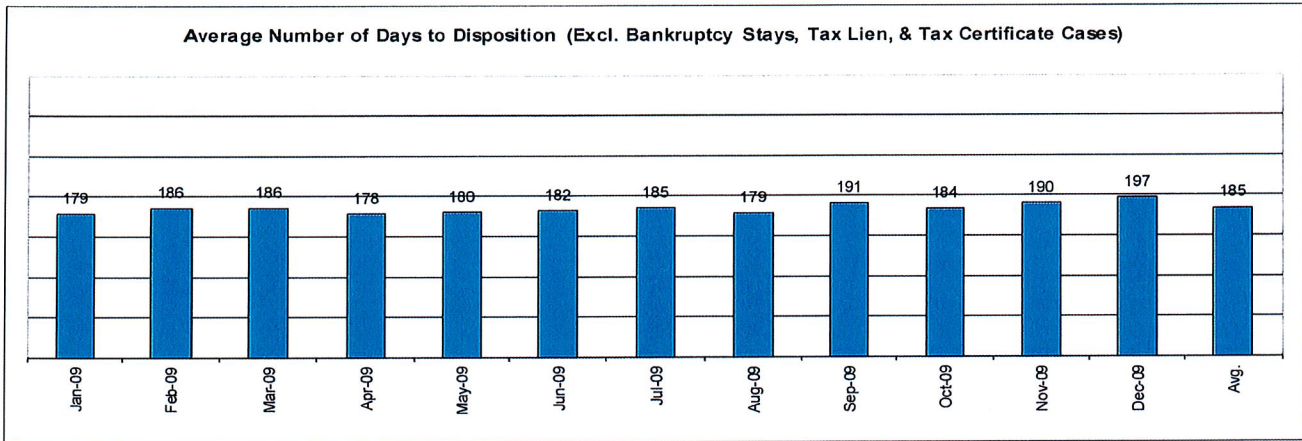


	Referrals & Reinstates	Dispositions	Clearance Rate
Jan-11	1099	1037	94%
Feb-11	906	930	103%
Mar-11	1309	1304	100%
Apr-11	677	1199	177%
May-11	866	1009	117%
Jun-11	856	1360	159%
Jul-11	814	1170	144%
Aug-11	1122	1046	93%
Sep-11			
Oct-11			
Nov-11			
Dec-11			
Avg	956	1132	118%
Total	7649	9055	

CUYAHOGA COUNTY COMMON PLEAS COURT

Avg. Number of Days to Disp. (Excl. Bank. Stays & Tax Lien & Tax Cert.)

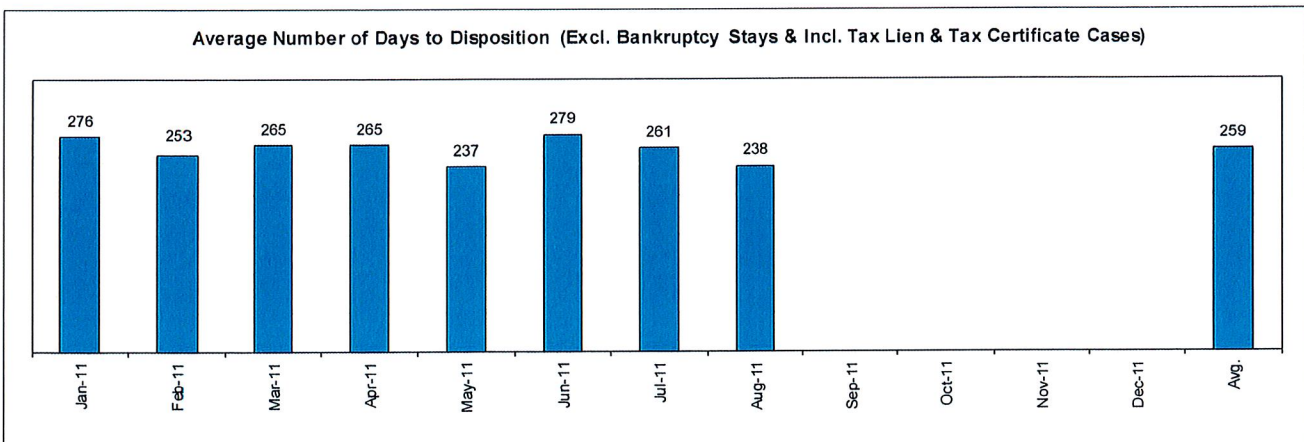
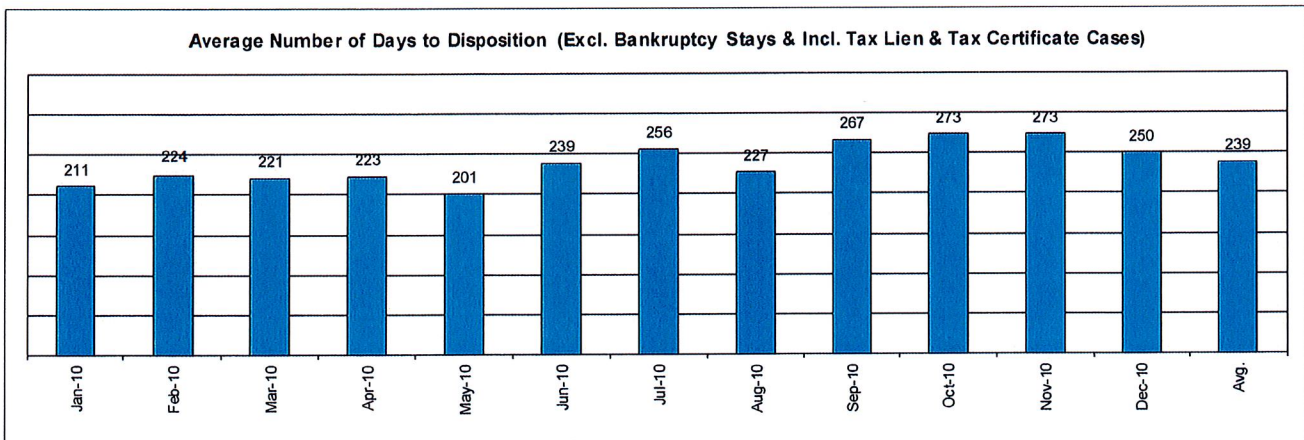
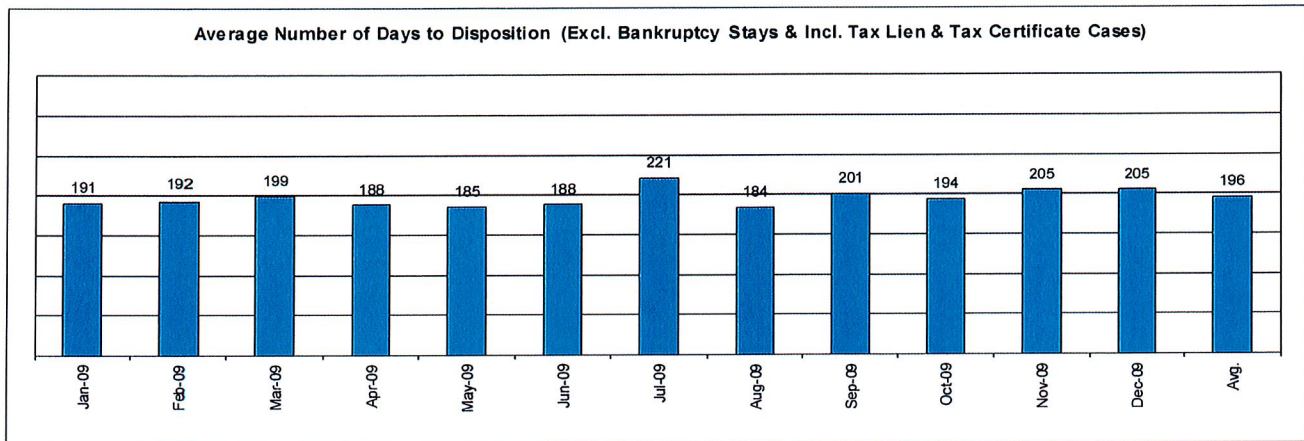
The average number of days to disposition is the number of days from filing to a final disposition entry being filed with the Clerk of Court. The data sample is based on all judicial foreclosure cases terminated by decree or dismissal (cases terminated by bankruptcy are not included) in a month. Each case is examined to determine the number of days between filing and termination with the periods that a case may have been in bankruptcy subtracted. Adding the total days of all of the cases minus bankruptcy periods and dividing by the total number of cases calculates the average. In the following chart, tax judicial foreclosure cases are excluded.



CUYAHOGA COUNTY COMMON PLEAS COURT

Avg. Number of Days to Disp. (Excl. Bank. Stays & Incl. Tax Lien & Tax Cert.)

The average number of days to disposition is the number of days from filing to a final disposition entry being filed with the Clerk of Court. The data sample is based on all Judicial Foreclosure cases terminated by decree or dismissal (cases terminated by bankruptcy are not included) in a month. Each case is examined to determine the number of days between filing and termination with the periods that a case may have been in bankruptcy subtracted. Adding the total days of all of the cases minus bankruptcy periods and dividing by the total number of cases calculates the average. In the following chart, all types of Judicial Foreclosure cases are included.

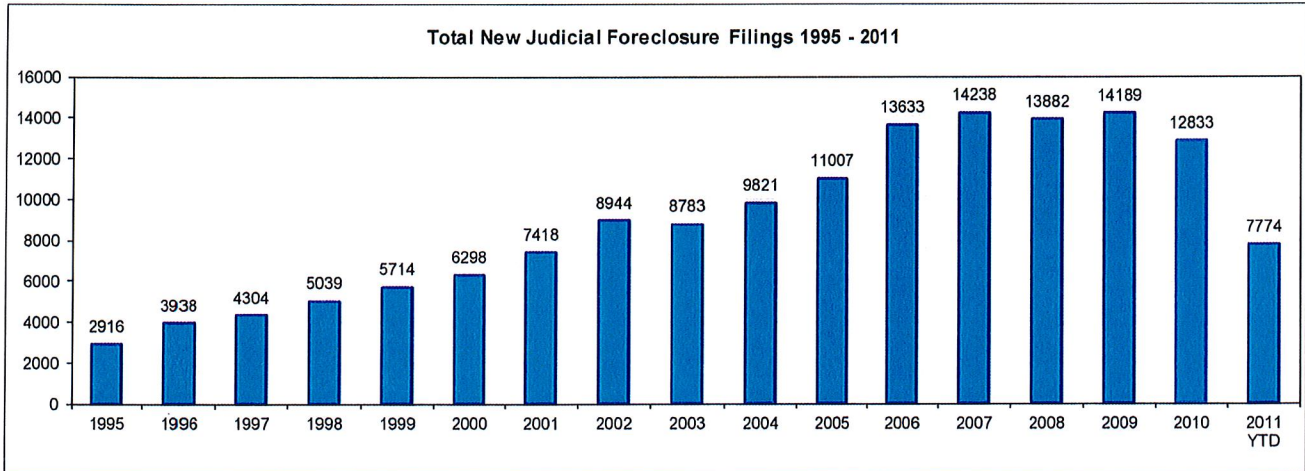


CUYAHOGA COUNTY COMMON PLEAS COURT

Total New Judicial Foreclosure Filings

The following charts are provided as a historical view of new judicial foreclosure filings.

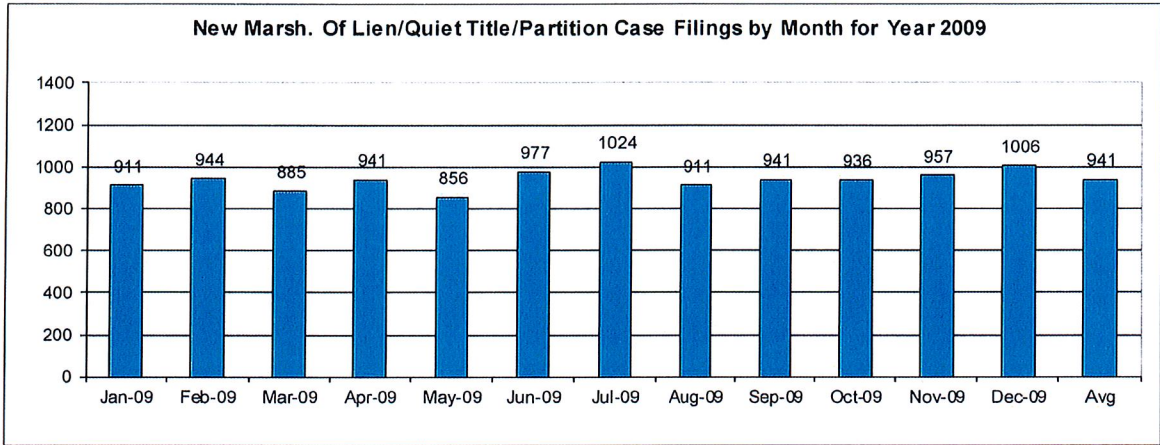
1. Total New Judicial Foreclosure Filings from 1995 – 2011 by year
2. Total New Marsh of Lien/Quiet Title/Partition Filings from 2009 – 2011 by month
3. Total New Tax Lien & Tax Certificate Filings for 2009 – 2011 by month
4. Total New Judicial Foreclosure Filings from 2009 – 2011 by month



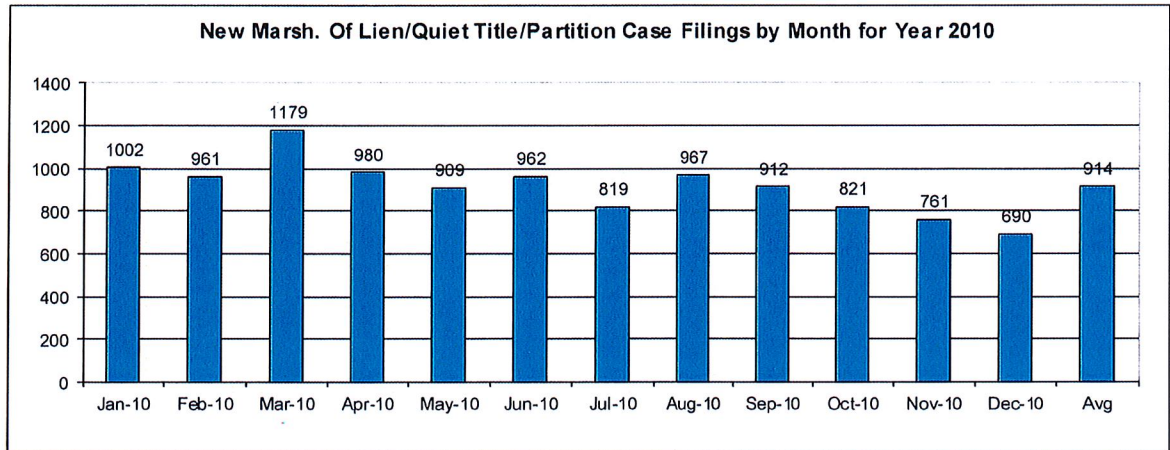
CUYAHOGA COUNTY COMMON PLEAS COURT

New Marsh of Lien/Quiet Title/Partition Case Filings by Month for Year 2009 – 2011 YTD

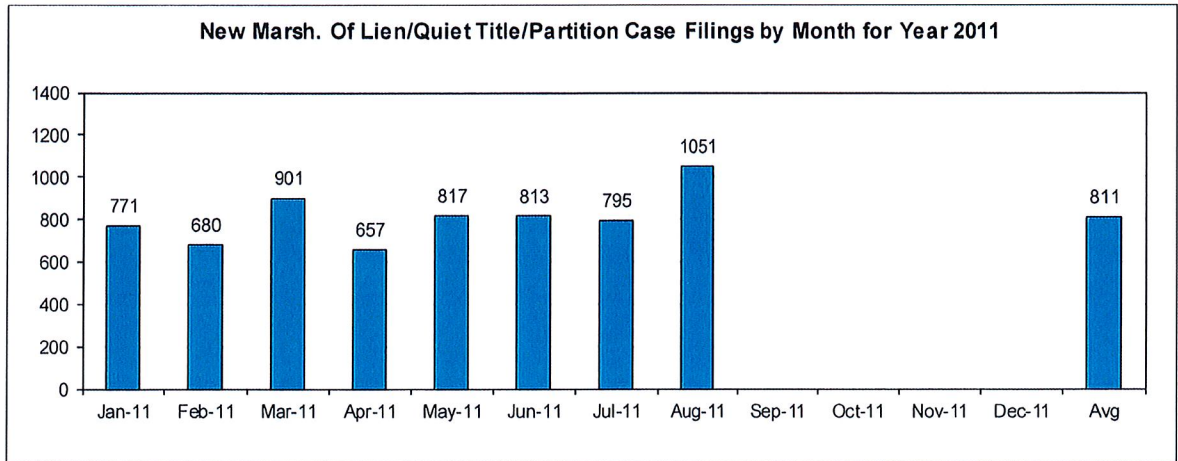
Month	# Filings
Jan-09	911
Feb-09	944
Mar-09	885
Apr-09	941
May-09	856
Jun-09	977
Jul-09	1024
Aug-09	911
Sep-09	941
Oct-09	936
Nov-09	957
Dec-09	1006
Avg	941
Total	11289



Month	# Filings
Jan-10	1002
Feb-10	961
Mar-10	1179
Apr-10	980
May-10	909
Jun-10	962
Jul-10	819
Aug-10	967
Sep-10	912
Oct-10	821
Nov-10	761
Dec-10	690
Avg	914
Total	10963



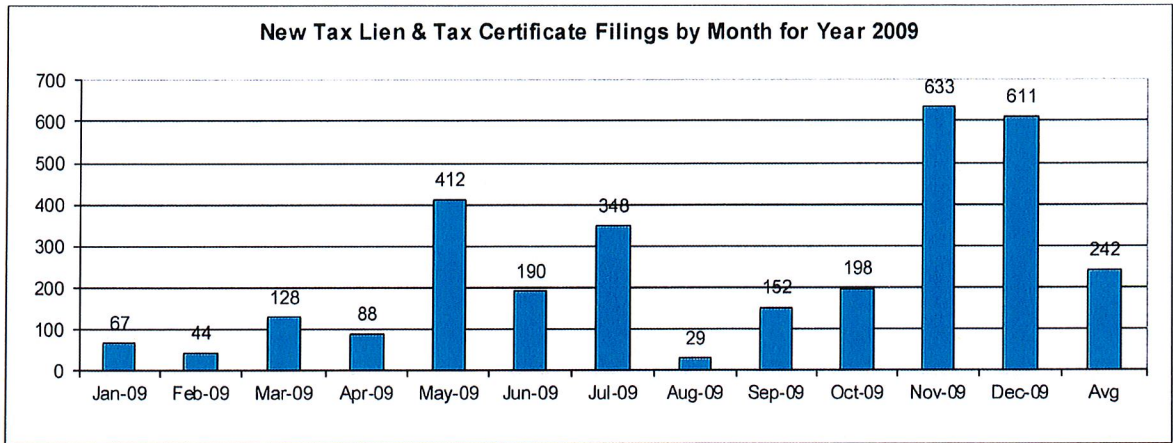
Month	# Filings
Jan-11	771
Feb-11	680
Mar-11	901
Apr-11	657
May-11	817
Jun-11	813
Jul-11	795
Aug-11	1051
Sep-11	
Oct-11	
Nov-11	
Dec-11	
Avg	811
Total	6485



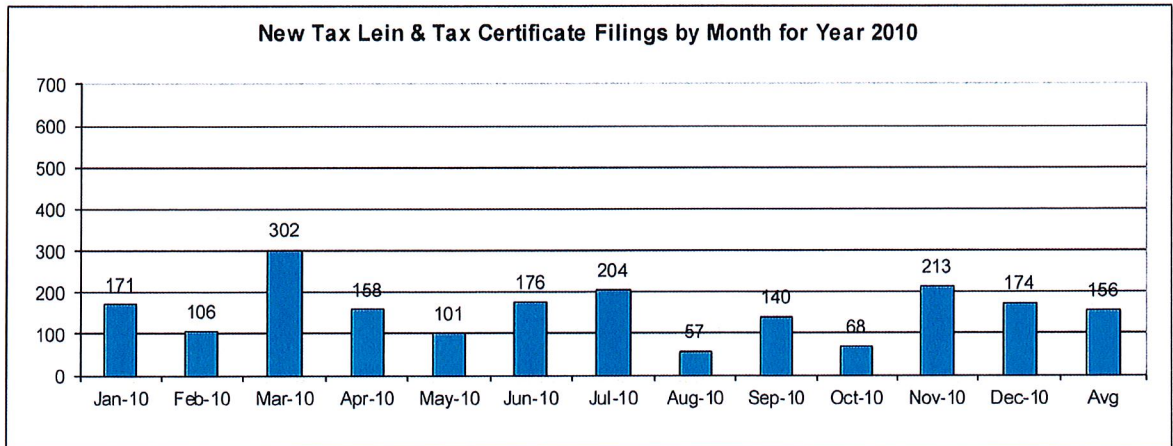
CUYAHOGA COUNTY COMMON PLEAS COURT

New Tax Lien & Certificate Filings by Month for Year 2009 – 2011 YTD

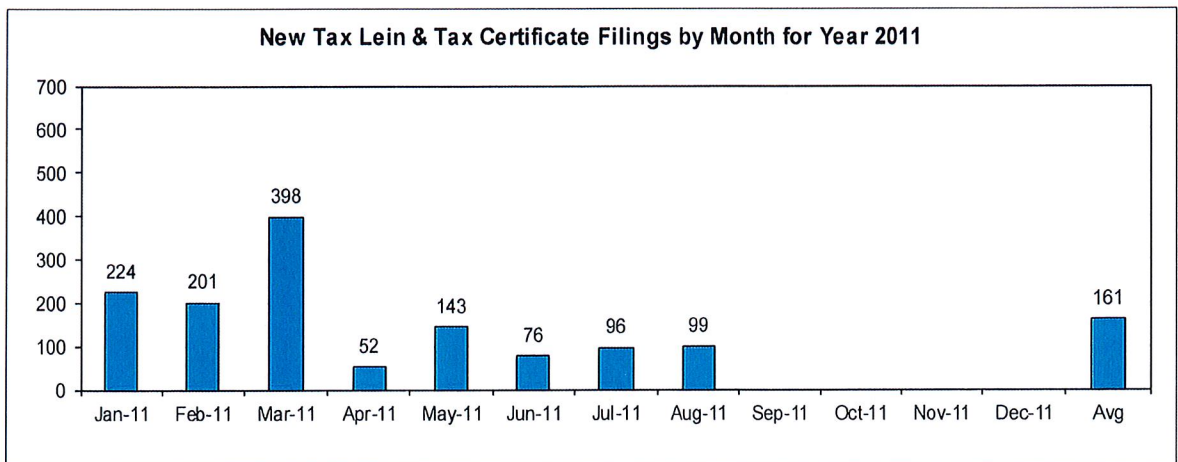
Month	# Filings
Jan-09	67
Feb-09	44
Mar-09	128
Apr-09	88
May-09	412
Jun-09	190
Jul-09	348
Aug-09	29
Sep-09	152
Oct-09	198
Nov-09	633
Dec-09	611
Avg	242
Total	2900



Month	# Filings
Jan-10	171
Feb-10	106
Mar-10	302
Apr-10	158
May-10	101
Jun-10	176
Jul-10	204
Aug-10	57
Sep-10	140
Oct-10	68
Nov-10	213
Dec-10	174
Avg	156
Total	1870



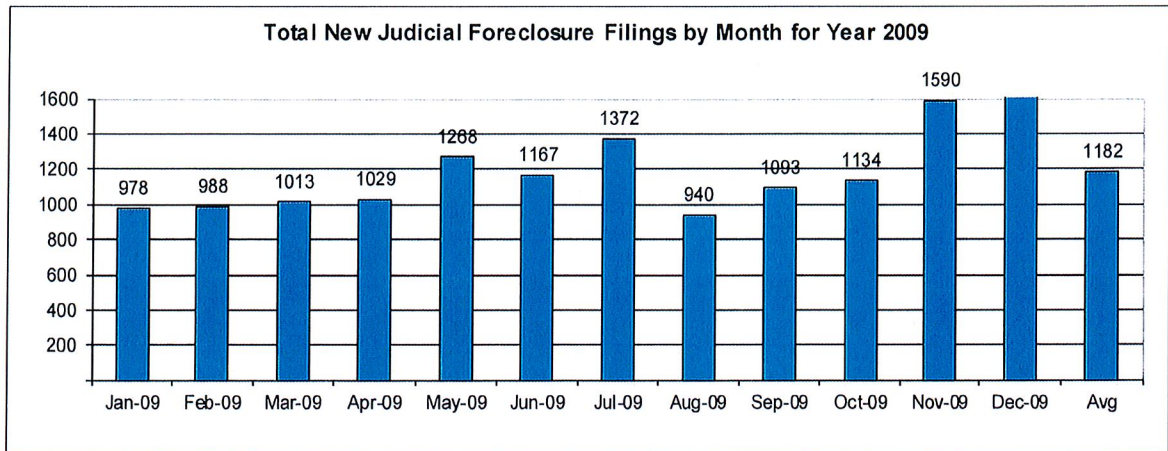
Month	# Filings
Jan-11	224
Feb-11	201
Mar-11	398
Apr-11	52
May-11	143
Jun-11	76
Jul-11	96
Aug-11	99
Sep-11	
Oct-11	
Nov-11	
Dec-11	
Avg	161
Total	1289



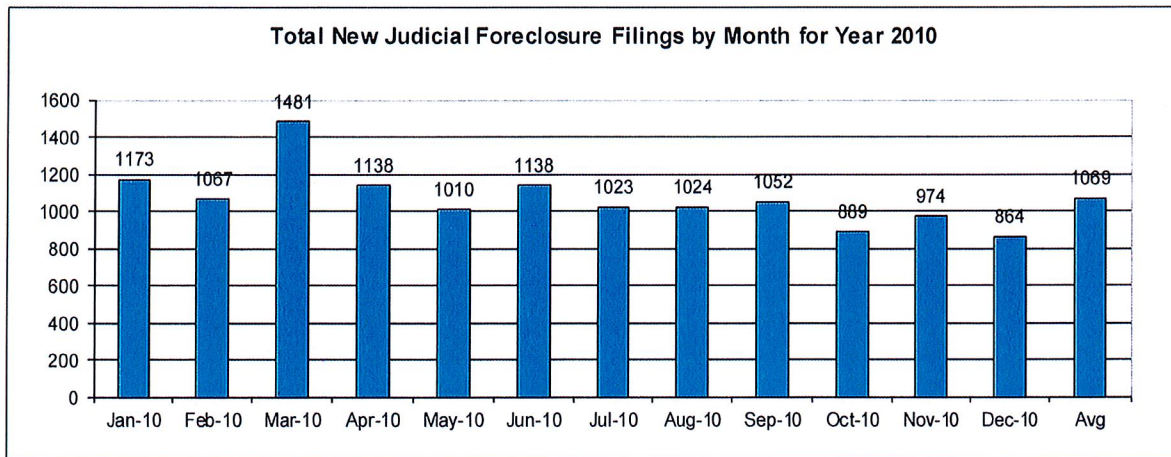
CUYAHOGA COUNTY COMMON PLEAS COURT

Total New Judicial Foreclosure Filings by Month for Year 2009 – 2011 YTD

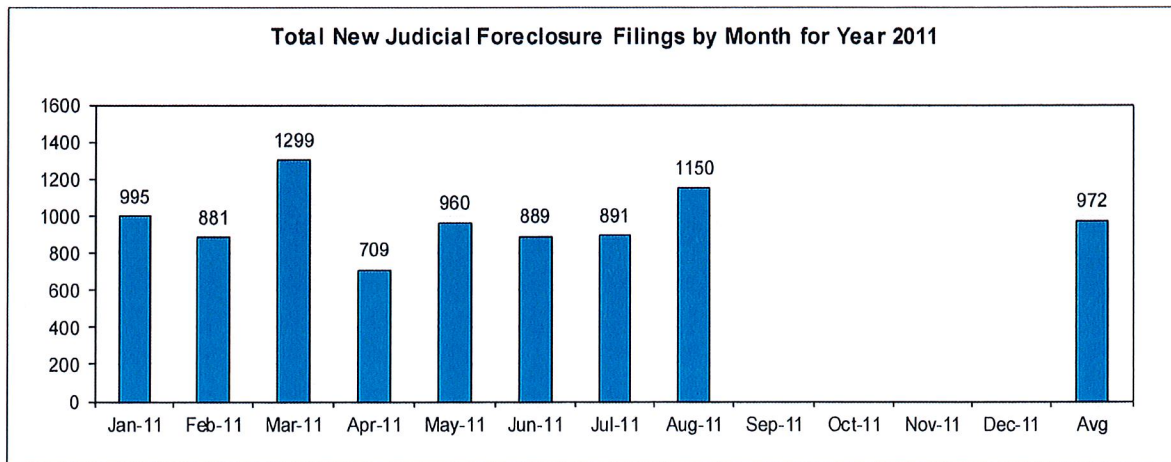
Month	# Filings
Jan-09	978
Feb-09	988
Mar-09	1013
Apr-09	1029
May-09	1268
Jun-09	1167
Jul-09	1372
Aug-09	940
Sep-09	1093
Oct-09	1134
Nov-09	1590
Dec-09	1617
Avg	1182
Total	14189



Month	# Filings
Jan-10	1173
Feb-10	1067
Mar-10	1481
Apr-10	1138
May-10	1010
Jun-10	1138
Jul-10	1023
Aug-10	1024
Sep-10	1052
Oct-10	889
Nov-10	974
Dec-10	864
Avg	1069
Total	12833



Month	# Filings
Jan-11	995
Feb-11	881
Mar-11	1299
Apr-11	709
May-11	960
Jun-11	889
Jul-11	891
Aug-11	1150
Sep-11	
Oct-11	
Nov-11	
Dec-11	
Avg	972
Total	7774



Magistrate's Monthly Reports

The Magistrates' Monthly Report consists of 5 reports. Below is a description of each.

Magistrate's Monthly Supplemental Journal Entry Report (R415)

Retrieves total number of supplemental entries and Decrees of Confirmation of Sheriff's sale created during a specific period. A supplemental entry is any journal created by a magistrate, which does not close out a case. For example, any magistrate's order (MG) setting a hearing, any journal entry (JE) ruling on a motion, journals confirming Sheriff's sales, etc.).

Magistrate's Full Disposition Count by Magistrate Report (R413)

Retrieves total number of cases disposed of during a specific period. The dispositions are grouped by Magistrate and then broken down by the type of disposition (i. e. Default, Dismissed with Prejudice, Dismissed without Prejudice, etc.) This report can be printed three different ways. Including tax cases (Full Dispositions), excluding tax cases (Non-Tax Dispositions), and Tax cases only (Tax Dispositions).

Magistrate's Monthly Cases Referred/Reinstated Report (R418)

Retrieves newly filed cases referred to the Magistrates Dept. and cases previously disposed by the Magistrates Dept. that are reinstated and re-referred to the magistrates. The cases are separated by Tax (filing code 1465; Tax Judicial Foreclosure & 1466; Tax Certificate Judicial Foreclosure) and Non-Tax (1460; Judicial Foreclosure Marsh. Of Lien, 1480; Partition, 1470; Quiet Title, misc. (i. e. 1391; Contract Other, etc.).

Magistrate's Monthly Hearing Totals Report (R3146)

Retrieves total number of hearings held during one month. The hearings are grouped by Magistrate and then broken down by what type hearing was held (i. e. Default, Pretrial, etc.).

Magistrate's Monthly Case Load Report (R3147)

Retrieves individual caseload totals for individual magistrates during a specific period. The cases are grouped by magistrate and then broken down by case type (i. e. tax judicial foreclosure, tax certificate judicial foreclosure and non-tax judicial foreclosure).

CUYAHOGA COUNTY COURT OF COMMON PLEAS

DATE: 09/08/2011
TIME: 9:49 AM

OFFICE OF THE MAGISTRATES
MAGISTRATE'S MONTHLY SUPPLEMENTALS BY CASE
REPORTING PERIOD: AUGUST 2011

PAGE: 1
CMSR415D

SUPPLEMENTALS

AUGUSTYN	300
BAKER	546
BUCHA	333
CUTHBERT	568
DYKE	374
GAUNTNER	523
GONZALEZ	372
HIPPLEY	208
JACKSON	329
KLEIN	361
LUCAS	242
OLSZTYN	509
VOZAR	189
WEISS	216
UNACCOUNTED FOR	0

TOTAL	5070
--------------	-------------

CONFIRMATIONS

TOTAL	380
--------------	------------

CUYAHOGA COUNTY COURT OF COMMON PLEAS

OFFICE OF THE MAGISTRATES

Full Disposition Count by Magistrate

REPORTING PERIOD: FROM 08/01/2011 TO 08/31/2011

DATE: 09/08/2011

TIME: 9:52 AM

PAGE: 1

CMSR413

MagID	Dispose Type	Tax Cert.	Tax Treas.	Total
KCA				
	Bank	0	0	4
	Def	0	0	11
	Dism	0	0	44
	Ref. Vacate	0	0	0
	Court Trial	0	0	0
	Other	0	0	4
	<u>MAG'S TOTAL</u>	0	0	<u>63</u>

Decrees	420
Defaults	316
Other	102
Court Trial	2
Dismissals	576
Bankruptcy	50
Ref. Vacated	0
Grand Total	1046

GDB				
	Bank	0	0	9
	Def	0	0	19
	Dism	0	0	35
	Ref. Vacate	0	0	0
	Court Trial	0	0	0
	Other	0	0	4
	<u>MAG'S TOTAL</u>	0	0	<u>67</u>

SMB				
	Bank	0	0	3
	Def	1	0	32
	Dism	2	1	31
	Ref. Vacate	0	0	0
	Court Trial	0	0	0
	Other	0	1	8
	<u>MAG'S TOTAL</u>	3	2	<u>74</u>

ARC				
	Bank	0	0	4
	Def	0	0	15
	Dism	0	0	68
	Ref. Vacate	0	0	0
	Court Trial	0	0	1
	Other	0	0	3
	<u>MAG'S TOTAL</u>	0	0	<u>91</u>

JTD				
	Bank	0	0	3
	Def	0	0	27
	Dism	2	1	54
	Ref. Vacate	0	0	0
	Court Trial	0	0	0
	Other	0	2	7
	<u>MAG'S TOTAL</u>	2	3	<u>91</u>

TMG				
	Bank	0	0	6
	Def	0	0	34
	Dism	0	0	40
	Ref. Vacate	0	0	0
	Court Trial	0	0	0
	Other	0	0	2
	<u>MAG'S TOTAL</u>	0	0	<u>82</u>

TG				
	Bank	0	0	4
	Def	0	0	42
	Dism	0	0	58
	Ref. Vacate	0	0	0
	Court Trial	0	0	0
	Other	0	0	3
	<u>MAG'S TOTAL</u>	0	0	<u>107</u>

KH				
	Bank	0	0	2
	Def	0	0	18
	Dism	0	0	35

CUYAHOGA COUNTY COURT OF COMMON PLEAS

OFFICE OF THE MAGISTRATES

Full Disposition Count by Magistrate

REPORTING PERIOD: FROM 08/01/2011 TO 08/31/2011

DATE: 09/08/2011

TIME: 9:52 AM

PAGE: 2

CMSR413

MagID	Dispose Type	Tax Cert.	Tax Treas.	Total
	Ref. Vacate	0	0	0
	Court Trial	0	0	0
	Other	0	0	1
	<u>MAG'S TOTAL</u>	0	0	<u>56</u>
<hr/>				
JLJ	Bank	0	0	5
	Def	0	0	9
	Dism	0	0	37
	Ref. Vacate	0	0	0
	Court Trial	0	0	0
	Other	0	0	1
	<u>MAG'S TOTAL</u>	0	0	<u>52</u>
<hr/>				
MK	Bank	0	0	2
	Def	0	0	35
	Dism	0	0	55
	Ref. Vacate	0	0	0
	Court Trial	0	0	0
	Other	0	0	8
	<u>MAG'S TOTAL</u>	0	0	<u>100</u>
<hr/>				
PL	Bank	0	0	0
	Def	14	0	14
	Dism	6	7	13
	Ref. Vacate	0	0	0
	Court Trial	0	1	1
	Other	2	15	17
	<u>MAG'S TOTAL</u>	22	23	<u>45</u>
<hr/>				
CEO	Bank	0	0	2
	Def	0	0	32
	Dism	0	0	73
	Ref. Vacate	0	0	0
	Court Trial	0	0	0
	Other	0	0	7
	<u>MAG'S TOTAL</u>	0	0	<u>114</u>
<hr/>				
TJV	Bank	0	0	2
	Def	0	0	16
	Dism	0	0	15
	Ref. Vacate	0	0	0
	Court Trial	0	0	0
	Other	0	0	7
	<u>MAG'S TOTAL</u>	0	0	<u>40</u>
<hr/>				
CW	Bank	3	1	4
	Def	12	0	12
	Dism	11	7	18
	Ref. Vacate	0	0	0
	Court Trial	0	0	0
	Other	1	29	30
	<u>MAG'S TOTAL</u>	27	37	<u>64</u>

CUYAHOGA COUNTY COURT OF COMMON PLEAS

DATE: 09/08/2011
 TIME: 09:52 AM

**OFFICE OF THE MAGISTRATES
 MAGISTRATE'S MONTHLY REF/REIN CASES
 FROM 08/01/2011 TO 08/31/2011**

CMSR418

MAGISTRATE	NEW REFERRALS				REINSTATED			
	Tax Treas.	Tax Cert.	Non-Tax	Total	Tax Treas.	Tax Cert.	Non-Tax	Total
<u>AUGUSTYN/KEVIN/C</u>	0	0	60	60	0	0	3	3
<u>BAKER/GAIL/D</u>	0	0	71	71	0	0	4	4
<u>BUCHA/STEPHEN/M</u>	0	0	50	50	0	0	3	3
<u>CUTHBERT/AMY/R</u>	0	0	92	92	0	0	9	9
<u>DYKE/JOHN/T</u>	2	3	97	102	0	0	6	6
<u>GAUNTNER/TIMOTHY/M</u>	0	0	87	87	0	0	4	4
<u>GONZALEZ/TRACEY/Y</u>	0	0	85	85	0	0	5	5
<u>HIPPLEY/KEVIN/I</u>	0	0	93	93	0	0	0	0
<u>JACKSON/JIM/L</u>	0	0	77	77	0	0	3	3
<u>KLEIN/MONICA/A</u>	0	0	71	71	0	0	10	10
<u>LUCAS/PAUL/J</u>	33	38	0	71	0	1	0	1
<u>OLSZTYN/CHRISTOPHERE/E</u>	0	0	83	83	0	0	4	4
<u>VOZAR/THOMAS/J</u>	3	5	47	55	0	0	0	0
<u>WEISS/CAROL/A</u>	35	37	0	72	0	1	0	1
<u>TOTAL</u>	73	83	913	1069	0	2	51	53
<u>COMBINED TOTAL</u>				1122				

CUYAHOGA COUNTY COURT OF COMMON PLEAS

**OFFICE OF THE MAGISTRATES
MAG MONTHLY HEARING TOTALS
Reporting Period: August 2011**

DATE: 09/08/2011
TIME: 09:53 AM

PAGE: 1
CMSR3146

Monthly Hearing Total 873

AUGUSTYN
 Default Hearings 30
 Tax Hearings 0
 Pretrials 14

 TOTAL: 44

BAKER
 Default Hearings 49
 Tax Hearings 0
 Pretrials 6

 TOTAL: 55

BUCHA
 Default Hearings 35
 Tax Hearings 0
 Pretrials 24

 TOTAL: 59

CUTHBERT
 Default Hearings 47
 Tax Hearings 0
 Pretrials 21

 TOTAL: 68

DYKE
 Default Hearings 17
 Tax Hearings 0
 Pretrials 12

 TOTAL: 29

GAUNTNER
 Default Hearings 74
 Tax Hearings 0
 Pretrials 39

 TOTAL: 113

GONZALEZ
 Default Hearings 79
 Tax Hearings 0
 Pretrials 6

 TOTAL: 85

HIPPLEY
 Default Hearings 51
 Tax Hearings 0
 Pretrials 5

 TOTAL: 56

JACKSON
 Default Hearings 39
 Tax Hearings 0
 Pretrials 9

 TOTAL: 48

KLEIN
 Default Hearings 29
 Tax Hearings 0
 Pretrials 15

 TOTAL: 44

CUYAHOGA COUNTY COURT OF COMMON PLEAS

OFFICE OF THE MAGISTRATES
MAG MONTHLY HEARING TOTALS
Reporting Period: August 2011

DATE: 09/08/2011
TIME: 09:53 AM

PAGE: 2
CMSR3146

TOTAL:	44
LUCAS	
Default Hearings	0
Tax Hearings	71
Pretrials	21
<hr/>	
TOTAL:	92
OLSZTYN	
Default Hearings	45
Tax Hearings	0
Pretrials	7
<hr/>	
TOTAL:	52
VOZAR	
Default Hearings	31
Tax Hearings	0
Pretrials	10
<hr/>	
TOTAL:	41
WEISS	
Default Hearings	1
Tax Hearings	35
Pretrials	51
<hr/>	
TOTAL:	87

CUYAHOGA COUNTY COURT OF COMMON PLEAS

DATE: 09/08/2011
 TIME: 9:54 AM

Office of the Magistrates
 Magistrate's Monthly Case Load
 MONTH: AUGUST 2011

PAGE: 1
 CMSR3147

Magistrate Name	Non Tax Total	Tax Cert.	Tax Treas.	Total Tax	Total Cases
AUGUSTYN	304	0	1	1	305
BAKER	508	0	0	0	508
BUCHA	337	2	0	2	339
CUTHBERT	576	0	0	0	576
DYKE	439	19	16	35	474
GAUNTNER	534	0	0	0	534
GONZALEZ	590	0	0	0	590
HIPPLEY	714	0	0	0	714
JACKSON	584	1	0	1	585
KLEIN	474	0	0	0	474
LUCAS	5	496	403	899	904
OLSZTYN	441	0	0	0	441
VOZAR	487	34	13	47	534
WEISS	0	416	290	706	706
<hr/>					
Non Tax Total:	5993	Cert. Tax Total: 968	Tax Treas. Total: 723	Total Tax: 1691	Total Cases: 7684

Report CMSR1062 - Judicial Foreclosure Statistics by Judge

Report CMSR1062 provides a list of judicial foreclosure case activity for each Judge. The report identifies how many cases were pending at the beginning of the period. The new cases filed and cases that were transferred in or reactivated are added to the number pending at the beginning of the period. It then shows the type and number of terminations for the period. The total terminations are subtracted from the total pending which provides the pending at the end of the period.

CUYAHOGA COUNTY COURT OF COMMON PLEAS

DATE: 09/19/2011
TIME: 04:00 PM

Foreclosure Statistics by Judge
Reporting Period: August 2011

PAGE: 1
CMSR1062

Judge

AMBROSE, DICK

Pending at Beg of Period			New Cases Filed	Cases Transferred In / Reactivated			Total
168			38	19			225
Terminations							
	Bankruptcy	Default	RefVacated	Court Trial	Dismiss	Other	Total
	1	4	0	0	25	13	43
Total Pending at End of Period							182

ASTRAB, MICHAEL

Pending at Beg of Period			New Cases Filed	Cases Transferred In / Reactivated			Total
209			35	16			260
Terminations							
	Bankruptcy	Default	RefVacated	Court Trial	Dismiss	Other	Total
	4	9	0	0	18	18	49
Total Pending at End of Period							211

BURNSIDE, JANET R

Pending at Beg of Period			New Cases Filed	Cases Transferred In / Reactivated			Total
229			32	17			278
Terminations							
	Bankruptcy	Default	RefVacated	Court Trial	Dismiss	Other	Total
	2	5	0	0	19	19	45
Total Pending at End of Period							233

CALABRESE, DEENA R

Pending at Beg of Period			New Cases Filed	Cases Transferred In / Reactivated			Total
222			35	20			277
Terminations							
	Bankruptcy	Default	RefVacated	Court Trial	Dismiss	Other	Total
	2	11	0	0	21	26	60
Total Pending at End of Period							217

CLANCY, MAUREEN

Pending at Beg of Period			New Cases Filed	Cases Transferred In / Reactivated			Total
219			42	18			279
Terminations							
	Bankruptcy	Default	RefVacated	Court Trial	Dismiss	Other	Total
	2	19	0	0	16	19	56
Total Pending at End of Period							223

CORRIGAN, BRIAN J

Pending at Beg of Period			New Cases Filed	Cases Transferred In / Reactivated			Total
219			38	20			277
Terminations							
	Bankruptcy	Default	RefVacated	Court Trial	Dismiss	Other	Total
	0	13	0	0	24	15	52
Total Pending at End of Period							225

CORRIGAN, PETER J

Pending at Beg of Period			New Cases Filed	Cases Transferred In / Reactivated			Total
199			35	23			257
Terminations							
	Bankruptcy	Default	RefVacated	Court Trial	Dismiss	Other	Total
	1	18	0	0	27	19	65
Total Pending at End of Period							192

DONNELLY, MICHAEL P

CUYAHOGA COUNTY COURT OF COMMON PLEAS

DATE: 09/19/2011
TIME: 04:00 PM

Foreclosure Statistics by Judge
Reporting Period: August 2011

PAGE: 2
CMSR1062

Judge							
	Pending at Beg of Period		New Cases Filed		Cases Transferred In / Reactivated		Total
	240		44		20		304
Terminations							
	Bankruptcy	Default	RefVacated	Court Trial	Dismiss	Other	Total
	2	8	0	0	15	16	41
	Total Pending at End of Period						263
FRIEDLAND, CAROLYN B							
	Pending at Beg of Period		New Cases Filed		Cases Transferred In / Reactivated		Total
	191		40		17		248
Terminations							
	Bankruptcy	Default	RefVacated	Court Trial	Dismiss	Other	Total
	2	6	0	0	19	11	38
	Total Pending at End of Period						210
FRIEDMAN, STUART A							
	Pending at Beg of Period		New Cases Filed		Cases Transferred In / Reactivated		Total
	271		31		13		315
Terminations							
	Bankruptcy	Default	RefVacated	Court Trial	Dismiss	Other	Total
	0	6	0	0	14	6	26
	Total Pending at End of Period						289
FUERST, NANCY A							
	Pending at Beg of Period		New Cases Filed		Cases Transferred In / Reactivated		Total
	130		16		13		159
Terminations							
	Bankruptcy	Default	RefVacated	Court Trial	Dismiss	Other	Total
	0	3	0	0	9	11	23
	Total Pending at End of Period						136
GALLAGHER, EILEEN A							
	Pending at Beg of Period		New Cases Filed		Cases Transferred In / Reactivated		Total
	10		0		4		14
Terminations							
	Bankruptcy	Default	RefVacated	Court Trial	Dismiss	Other	Total
	0	0	0	0	4	0	4
	Total Pending at End of Period						10
GALLAGHER, EILEEN T							
	Pending at Beg of Period		New Cases Filed		Cases Transferred In / Reactivated		Total
	190		37		26		253
Terminations							
	Bankruptcy	Default	RefVacated	Court Trial	Dismiss	Other	Total
	4	15	0	1	17	26	63
	Total Pending at End of Period						190
GALLAGHER, HOLLIE L							
	Pending at Beg of Period		New Cases Filed		Cases Transferred In / Reactivated		Total
	178		33		24		235
Terminations							
	Bankruptcy	Default	RefVacated	Court Trial	Dismiss	Other	Total
	0	17	0	0	26	14	57
	Total Pending at End of Period						178
GAUL, DANIEL							

CUYAHOGA COUNTY COURT OF COMMON PLEAS

DATE: 09/19/2011
TIME: 04:00 PM

Foreclosure Statistics by Judge
Reporting Period: August 2011

PAGE: 3
CMSR1062

Judge

Pending at Beg of Period		New Cases Filed			Cases Transferred In / Reactivated			Total
260		28			16			304
Terminations	Bankruptcy	Default	RefVacated	Court Trial	Dismiss	Other	Total	
	2	10	0	0	6	8	26	
Total Pending at End of Period							278	
Pending at Beg of Period		New Cases Filed			Cases Transferred In / Reactivated			Total
199		32			16			247
Terminations	Bankruptcy	Default	RefVacated	Court Trial	Dismiss	Other	Total	
	2	1	0	0	13	14	30	
Total Pending at End of Period							217	
Pending at Beg of Period		New Cases Filed			Cases Transferred In / Reactivated			Total
213		37			9			259
Terminations	Bankruptcy	Default	RefVacated	Court Trial	Dismiss	Other	Total	
	5	9	0	0	14	19	47	
Total Pending at End of Period							212	
Pending at Beg of Period		New Cases Filed			Cases Transferred In / Reactivated			Total
144		44			12			200
Terminations	Bankruptcy	Default	RefVacated	Court Trial	Dismiss	Other	Total	
	1	4	0	0	25	12	42	
Total Pending at End of Period							158	
Pending at Beg of Period		New Cases Filed			Cases Transferred In / Reactivated			Total
197		38			14			249
Terminations	Bankruptcy	Default	RefVacated	Court Trial	Dismiss	Other	Total	
	3	8	0	0	17	27	55	
Total Pending at End of Period							194	
Pending at Beg of Period		New Cases Filed			Cases Transferred In / Reactivated			Total
191		35			22			248
Terminations	Bankruptcy	Default	RefVacated	Court Trial	Dismiss	Other	Total	
	1	9	0	0	17	19	46	
Total Pending at End of Period							202	
Pending at Beg of Period		New Cases Filed			Cases Transferred In / Reactivated			Total
206		44			21			271
Terminations	Bankruptcy	Default	RefVacated	Court Trial	Dismiss	Other	Total	
	2	17	0	0	18	24	61	
Total Pending at End of Period							210	
MCMONAGLE, RICHARD J								

CUYAHOGA COUNTY COURT OF COMMON PLEAS

DATE: 09/19/2011
TIME: 04:00 PM

Foreclosure Statistics by Judge
Reporting Period: August 2011

PAGE: 4
CMSR1062

Judge

Pending at Beg of Period		New Cases Filed		Cases Transferred In / Reactivated			Total
149		23		17			189
Terminations	Bankruptcy	Default	RefVacated	Court Trial	Dismiss	Other	Total
	0	8	0	0	19	16	43
Total Pending at End of Period							146
Pending at Beg of Period		New Cases Filed		Cases Transferred In / Reactivated			Total
163		28		6			197
Terminations	Bankruptcy	Default	RefVacated	Court Trial	Dismiss	Other	Total
	0	5	0	0	4	11	20
Total Pending at End of Period							177
Pending at Beg of Period		New Cases Filed		Cases Transferred In / Reactivated			Total
205		42		20			267
Terminations	Bankruptcy	Default	RefVacated	Court Trial	Dismiss	Other	Total
	2	14	0	0	9	15	40
Total Pending at End of Period							227
Pending at Beg of Period		New Cases Filed		Cases Transferred In / Reactivated			Total
212		36		24			272
Terminations	Bankruptcy	Default	RefVacated	Court Trial	Dismiss	Other	Total
	2	8	0	1	23	14	48
Total Pending at End of Period							224
Pending at Beg of Period		New Cases Filed		Cases Transferred In / Reactivated			Total
229		37		20			286
Terminations	Bankruptcy	Default	RefVacated	Court Trial	Dismiss	Other	Total
	1	5	0	0	31	21	58
Total Pending at End of Period							228
Pending at Beg of Period		New Cases Filed		Cases Transferred In / Reactivated			Total
152		40		14			206
Terminations	Bankruptcy	Default	RefVacated	Court Trial	Dismiss	Other	Total
	1	16	0	0	15	10	42
Total Pending at End of Period							164
Pending at Beg of Period		New Cases Filed		Cases Transferred In / Reactivated			Total
192		37		19			248
Terminations	Bankruptcy	Default	RefVacated	Court Trial	Dismiss	Other	Total
	2	1	0	0	8	15	26
Total Pending at End of Period							222
SHEEHAN, BRENDAN J							

CUYAHOGA COUNTY COURT OF COMMON PLEAS

DATE: 09/19/2011
TIME: 04:00 PM

Foreclosure Statistics by Judge
Reporting Period: August 2011

PAGE: 5
CMSR1062

Judge

	Pending at Beg of Period		New Cases Filed		Cases Transferred In / Reactivated		Total
	199		37		16		252
Terminations							
	Bankruptcy	Default	RefVacated	Court Trial	Dismiss	Other	Total
	1	20	0	0	19	27	67
	Total Pending at End of Period						185

SUSTER, RONALD							
	Pending at Beg of Period		New Cases Filed		Cases Transferred In / Reactivated		Total
	239		41		23		303
Terminations							
	Bankruptcy	Default	RefVacated	Court Trial	Dismiss	Other	Total
	3	14	0	0	19	12	48
	Total Pending at End of Period						255

SUTULA, JOHN D							
	Pending at Beg of Period		New Cases Filed		Cases Transferred In / Reactivated		Total
	240		41		12		293
Terminations							
	Bankruptcy	Default	RefVacated	Court Trial	Dismiss	Other	Total
	0	5	0	0	9	9	23
	Total Pending at End of Period						270

SUTULA, KATHLEEN ANN							
	Pending at Beg of Period		New Cases Filed		Cases Transferred In / Reactivated		Total
	179		37		21		237
Terminations							
	Bankruptcy	Default	RefVacated	Court Trial	Dismiss	Other	Total
	1	4	0	0	25	14	44
	Total Pending at End of Period						193

SYNENBERG, JOAN							
	Pending at Beg of Period		New Cases Filed		Cases Transferred In / Reactivated		Total
	206		31		16		253
Terminations							
	Bankruptcy	Default	RefVacated	Court Trial	Dismiss	Other	Total
	1	4	0	0	13	12	30
	Total Pending at End of Period						223

TERRY, STEVEN J							
	Pending at Beg of Period		New Cases Filed		Cases Transferred In / Reactivated		Total
	219		39		20		278
Terminations							
	Bankruptcy	Default	RefVacated	Court Trial	Dismiss	Other	Total
	4	13	0	0	18	23	58
	Total Pending at End of Period						220

VILLANUEVA, JOSE A							
	Pending at Beg of Period		New Cases Filed		Cases Transferred In / Reactivated		Total
	242		38		24		304
Terminations							
	Bankruptcy	Default	RefVacated	Court Trial	Dismiss	Other	Total
	3	5	0	0	14	8	30
	Total Pending at End of Period						274

Monthly Summary

MONTHLY SUMMARY

August 2011

NAME	PEND	ASSIGNED			TRIALS						PENDING				+	-
		CV	CR	TOT	JURY			COURT			DISP	CV	FR	CR		
Dick Ambrose	502	95	14	109	0	1	1	0	1	1	109	234	181	87	502	0
Michael K. Astrab	613	90	53	143	0	0	0	0	0	0	147	233	210	166	609	+ 4
Pamela A. Barker	609	99	46	145	0	0	0	1	0	1	152	247	220	135	602	+ 7
Janet R. Burnside	618	92	44	136	3	0	3	2	0	2	138	260	235	121	616	+ 2
Annette G. Butler	472	95	51	146	0	2	2	0	0	0	160	171	210	77	458	+ 14
Deena R. Calabrese	617	96	31	127	0	2	2	0	1	1	147	278	216	103	597	+ 20
Maureen Clancy	572	96	41	137	1	3	4	1	2	3	152	222	223	112	557	+ 15
Brian J. Corrigan	708	93	47	140	0	2	2	0	2	2	141	333	224	150	707	+ 1
Peter J. Corrigan	575	102	31	133	1	3	4	0	0	0	164	242	213	89	544	+ 31
Michael P. Donnelly	560	96	41	137	2	0	2	0	1	1	108	230	263	96	589	- 29
Carolyn B. Friedland	612	93	45	138	0	0	0	0	0	0	126	262	224	138	624	- 12
Stuart A. Friedman	652	88	48	136	0	0	0	0	1	1	96	243	300	149	692	- 40
Nancy A. Fuerst	291	54	24	78	0	0	0	0	0	0	51	139	137	42	318	- 27
Eileen T. Gallagher	503	110	39	149	0	1	1	0	0	0	124	234	202	92	528	- 25
Hollie L. Gallagher	550	102	34	136	0	0	0	0	0	0	133	257	183	113	553	- 3
Daniel Gaul	711	97	34	131	1	1	2	0	0	0	121	275	278	168	721	- 10
Lance T. Mason	615	98	44	142	2	1	3	0	0	0	118	289	229	121	639	- 24
David T. Matia	605	86	61	147	1	0	1	1	1	2	158	244	213	137	594	+ 11
Robert C. McClelland	583	92	53	145	1	1	2	0	1	1	130	255	159	184	598	- 15
Timothy McCormick	537	96	52	148	1	1	2	0	0	0	136	247	193	109	549	- 12
Nancy R. McDonnell	537	98	31	129	0	0	0	1	1	2	139	240	211	76	527	+ 10
Richard J. McMonagle	619	87	21	108	0	0	0	0	0	0	116	372	154	85	611	+ 8
John P. O'Donnell	534	83	21	104	0	0	0	0	0	0	81	299	184	74	557	- 23
John J. Russo	525	106	37	143	0	0	0	1	0	1	139	226	227	76	529	- 4
Joseph D. Russo	631	104	55	159	0	1	1	0	0	0	140	249	222	179	650	- 19
Michael J. Russo	575	97	38	135	0	0	0	0	1	1	148	227	230	105	562	+ 13
Nancy Margaret Russo	378	96	40	136	0	1	1	0	1	1	137	150	166	61	377	+ 1
Shirley Strickland Saffold	610	101	46	147	0	2	2	0	0	0	116	261	222	158	641	- 31
Brendan J. Sheehan	515	94	43	137	0	0	0	1	0	1	146	217	185	104	506	+ 9
Ronald Suster	710	103	31	134	1	0	1	0	2	2	133	259	256	196	711	- 1
John D. Sutula	667	89	51	140	0	3	3	0	0	0	108	269	269	161	699	- 32
Kathleen Ann Sutula	556	99	59	158	0	0	0	1	1	2	156	230	194	134	558	- 2
Joan Synenberg	660	90	46	136	0	0	0	0	0	0	106	329	222	139	690	- 30
José A. Villanueva	574	102	24	126	0	2	2	1	2	3	104	245	298	53	596	- 22
TOTALS	19596	3219	1376	4595	14	27	41	10	18	28	4380	8468	7353	3990	19811	- 215

Year to Date Summary

SUMMARY FOR THE COURT

January - August 2011

NAME	PEND	ASSIGNED			TRIALS						DISP	PENDING				+	-
		CV	CR	TOT	JURY			COURT				CV	FR	CR	TOT		
Dick Ambrose	629	727	247	974	4	5	9	2	3	5	1101	234	181	87	502	+127	
Michael K. Astrab	647	674	284	958	2	7	9	0	2	2	996	233	210	166	609	+38	
Pamela A. Barker	727	721	338	1059	5	4	9	1	7	8	1184	247	220	135	602	+125	
Janet R. Burnside	675	705	321	1026	3	2	5	2	6	8	1085	260	235	121	616	+59	
Annette G. Butler	552	741	308	1049	3	8	11	0	0	0	1143	171	210	77	458	+94	
Deena R. Calabrese	704	706	301	1007	2	5	7	1	4	5	1114	278	216	103	597	+107	
Maureen Clancy	649	681	311	992	4	8	12	2	4	6	1084	222	223	112	557	+92	
Brian J. Corrigan	757	681	329	1010	4	3	7	0	8	8	1060	333	224	150	707	+50	
Peter J. Corrigan	617	752	310	1062	3	6	9	1	0	1	1135	242	213	89	544	+73	
Michael P. Donnelly	662	700	275	975	7	5	12	3	3	6	1048	230	263	96	589	+73	
Carolyn B. Friedland	778	708	317	1025	3	2	5	2	4	6	1179	262	224	138	624	+154	
Stuart A. Friedman	729	695	318	1013	3	1	4	1	9	10	1050	243	300	149	692	+37	
Nancy A. Fuerst	362	387	93	480	1	5	6	0	2	2	524	139	137	42	318	+44	
Eileen T. Gallagher	586	745	268	1013	2	5	7	1	0	1	1071	234	202	92	528	+58	
Hollie L. Gallagher	594	754	260	1014	0	2	2	0	2	2	1055	257	183	113	553	+41	
Daniel Gaul	779	696	351	1047	1	9	10	1	2	3	1105	275	278	168	721	+58	
Lance T. Mason	688	687	308	995	2	10	12	1	3	4	1044	289	229	121	639	+49	
David T. Matia	656	689	398	1087	6	2	8	1	1	2	1149	244	213	137	594	+62	
Robert C. McClelland	591	599	310	909	3	4	7	0	5	5	902	255	159	184	598	-7	
Timothy McCormick	633	714	360	1074	2	3	5	0	7	7	1158	247	193	109	549	+84	
Nancy R. McDonnell	591	700	295	995	2	7	9	2	4	6	1059	240	211	76	527	+64	
Richard J. McMonagle	694	625	203	828	1	5	6	0	1	1	911	372	154	85	611	+83	
John P. O'Donnell	566	601	159	760	4	3	7	3	0	3	769	299	184	74	557	+9	
John J. Russo	581	733	298	1031	4	4	8	1	2	3	1083	226	227	76	529	+52	
Joseph D. Russo	713	716	307	1023	4	3	7	0	1	1	1086	249	222	179	650	+63	
Michael J. Russo	633	725	271	996	0	3	3	3	1	4	1067	227	230	105	562	+71	
Nancy Margaret Russo	398	685	314	999	1	8	9	0	5	5	1020	150	166	61	377	+21	
Shirley Strickland Saffold	727	703	320	1023	3	5	8	0	2	2	1109	261	222	158	641	+86	
Brendan J. Sheehan	555	733	324	1057	5	11	16	1	5	6	1106	217	185	104	506	+49	
Ronald Suster	808	712	334	1046	3	4	7	0	8	8	1143	259	256	196	711	+97	
John D. Sutula	743	680	331	1011	1	5	6	2	2	4	1055	269	269	161	699	+44	
Kathleen Ann Sutula	604	696	368	1064	0	8	8	2	5	7	1110	230	194	134	558	+46	
Joan Synenberg	754	683	330	1013	0	3	3	0	2	2	1077	329	222	139	690	+64	
José A. Villanueva	668	699	266	965	3	7	10	3	3	6	1037	245	298	53	596	+72	
TOTALS	22050	23453	10127	33580	91	172	263	36	113	149	35819	8468	7353	3990	19811	+2239	

Corrections/Adjustments

CUYAHOGA COUNTY COMMON PLEAS COURT

Corrections & Adjustments

There was a minor error in the New Marsh. Of Lien/Quite Title/Partition Case Filings by Month, Total New Judicial Foreclosure Filings by Month for Year 2010 and Total New Judicial Foreclosure Filings 1996-2011 for the month of January 2011.

The following charts reflect the *original* and *corrected* numbers.

