

***Statistics Report
May 2011***

***Nancy A. Fuerst
Administrative and Presiding Judge***

TABLE OF CONTENTS

Criminal Statistics

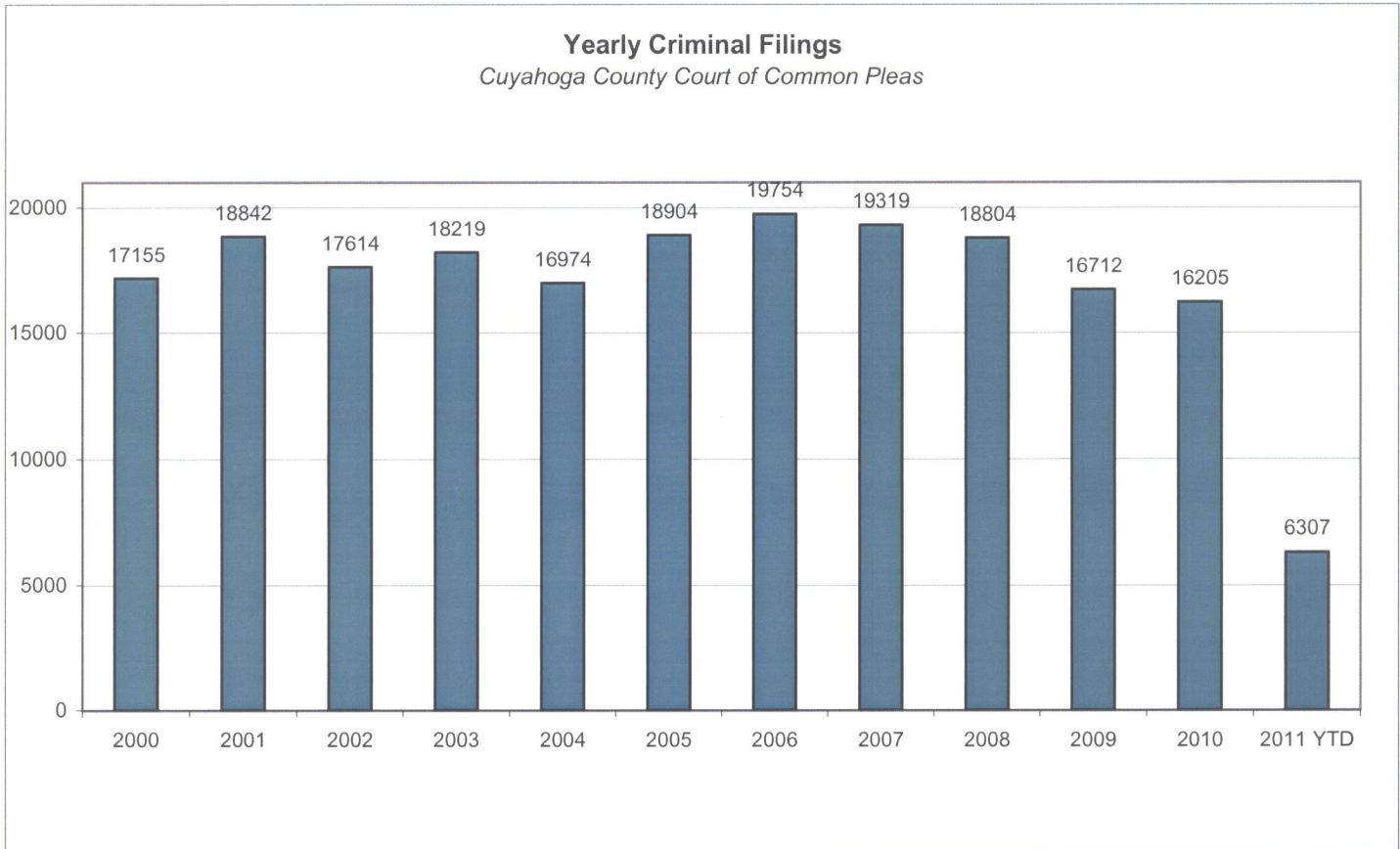
<i>Newly Filed, Re-Activated And Transferred In Cases</i> _____	4
<i>Yearly Criminal Terminations</i> _____	5
<i>Pending Criminal Cases End of Period</i> _____	6
<i>Clearance Rate</i> _____	7
<i>Arrest to Disposition Timeline</i> _____	8
<i>Average Arrest to Disposition Timeline (Jail Cases)</i> _____	9
<i>Average Arrest to Disposition Timeline (Non-Jail Cases)</i> _____	10
<i>Average Arrest to Disposition Timeline (Jail and Non-Jail Cases)</i> _____	11
<i>Yearly Average Arrest to Disposition Timeline</i> _____	12
<i>Bail Case Arraignment Activity</i> _____	14
<i>Overall Arraignment Statistics</i> _____	15
<i>Foreclosure Statistics</i>	
<i>Total Pending Judicial Foreclosure Cases Referred to Magistrates (A)</i> _____	17
<i>Total Pending Judicial Foreclosure Cases Referred to Magistrates (B)</i> _____	18
<i>Total Pending Judicial Foreclosure Cases Referred to Magistrates (C)</i> _____	19
<i>Total Pending Tax Lien & Certificate Cases Referred to Magistrates (A)</i> _____	20
<i>Total Pending Tax Lien & Certificate Cases Referred to Magistrates (B)</i> _____	21
<i>Total Pending Tax Lien & Certificate Cases Referred to Magistrates (C)</i> _____	22
<i>Percentage of Pending Judicial Foreclosure Cases By Filing Year</i> _____	23
<i>Judicial Foreclosure Clearance Rate Year 2009</i> _____	24
<i>Judicial Foreclosure Clearance Rate Year 2010</i> _____	25
<i>Judicial Foreclosure Clearance Rate Year 2011</i> _____	26
<i>Avg. Number of Days to Disp. (Excl. Bank. Stays & Tax Lien & Tax Cert.)</i> _____	27
<i>Avg. Number of Days to Disp. (Excl. Bank. Stays & Incl. Tax Lien & Tax Cert.)</i> _____	28
<i>Total New Judicial Foreclosure Filings</i> _____	29
<i>New Marsh. of Lien/Quiet Title/Partition Filings by Month for 2009 – 2011 YTD</i> _____	30
<i>New Tax Lien & Certificate Filings by Month for Year 2009 – 2011 YTD</i> _____	31
<i>Total New Judicial Foreclosure Filings by Month for Year 2009 – 2011 YTD</i> _____	32
<i>Magistrate’s Monthly Reports</i> _____	33
<i>Report CMSR1062 - Judicial Foreclosure Statistics by Judge</i> _____	41
<i>Monthly Summary</i> _____	47
<i>Year to Date Summary</i> _____	49
<i>Corrections/Adjustments</i> _____	51

Criminal Case Statistics

CUYAHOGA COUNTY COMMON PLEAS COURT

Newly Filed, Re-Activated And Transferred In Cases

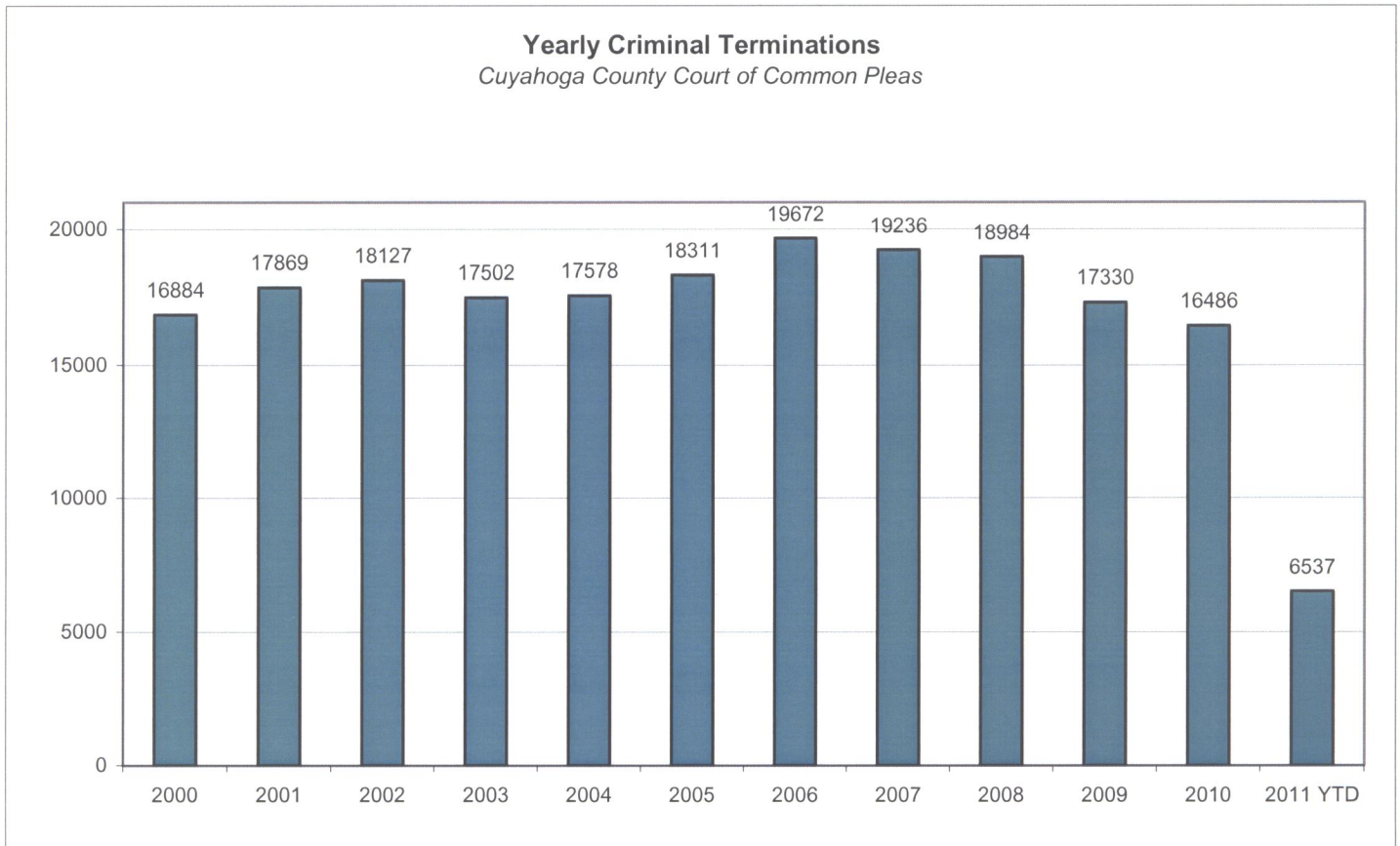
The following chart is a representation of all newly filed cases in Cuyahoga County Court of Common Pleas from 2000 – May 2011. Newly filed cases are defined as having been arraigned and assigned to a Judge. Cases that are re-activated are cases where a defendant was unavailable for trial but has now become ready to proceed. Transferred cases are moved from one Judge's docket to another. This could be due to re-assignment to a mental health Judge or after additional information indicates that by Court rule, the case should have been assigned to another Judge.



CUYAHOGA COUNTY COMMON PLEAS COURT

Yearly Criminal Terminations

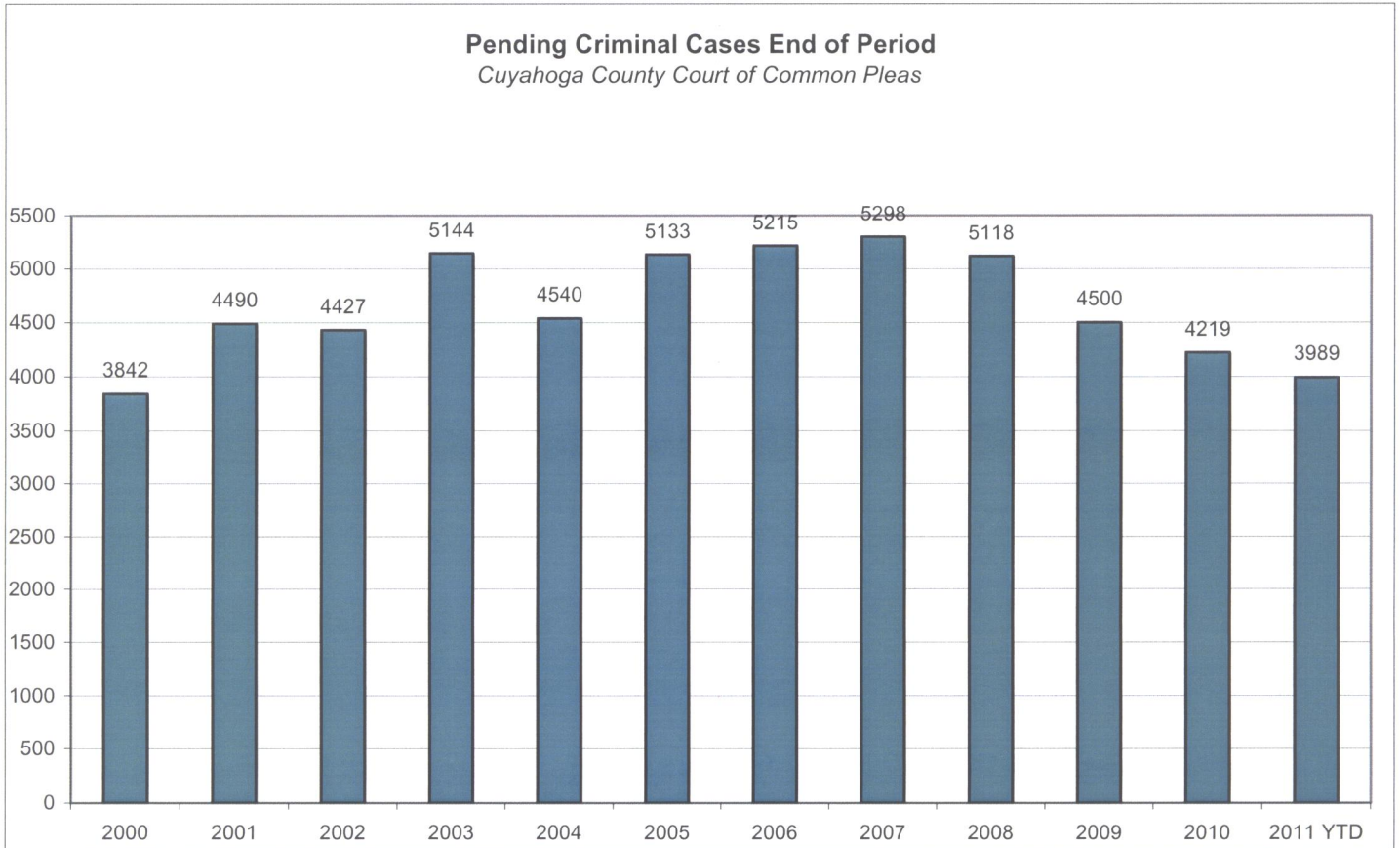
The following chart represents the total number of cases that have been terminated by the Court from 2000 – May 2011. These are all cases that have been terminated by trial, plea, dismissal or a defendant is unavailable for trial or sentencing are reported as terminated.



CUYAHOGA COUNTY COMMON PLEAS COURT

Pending Criminal Cases End of Period

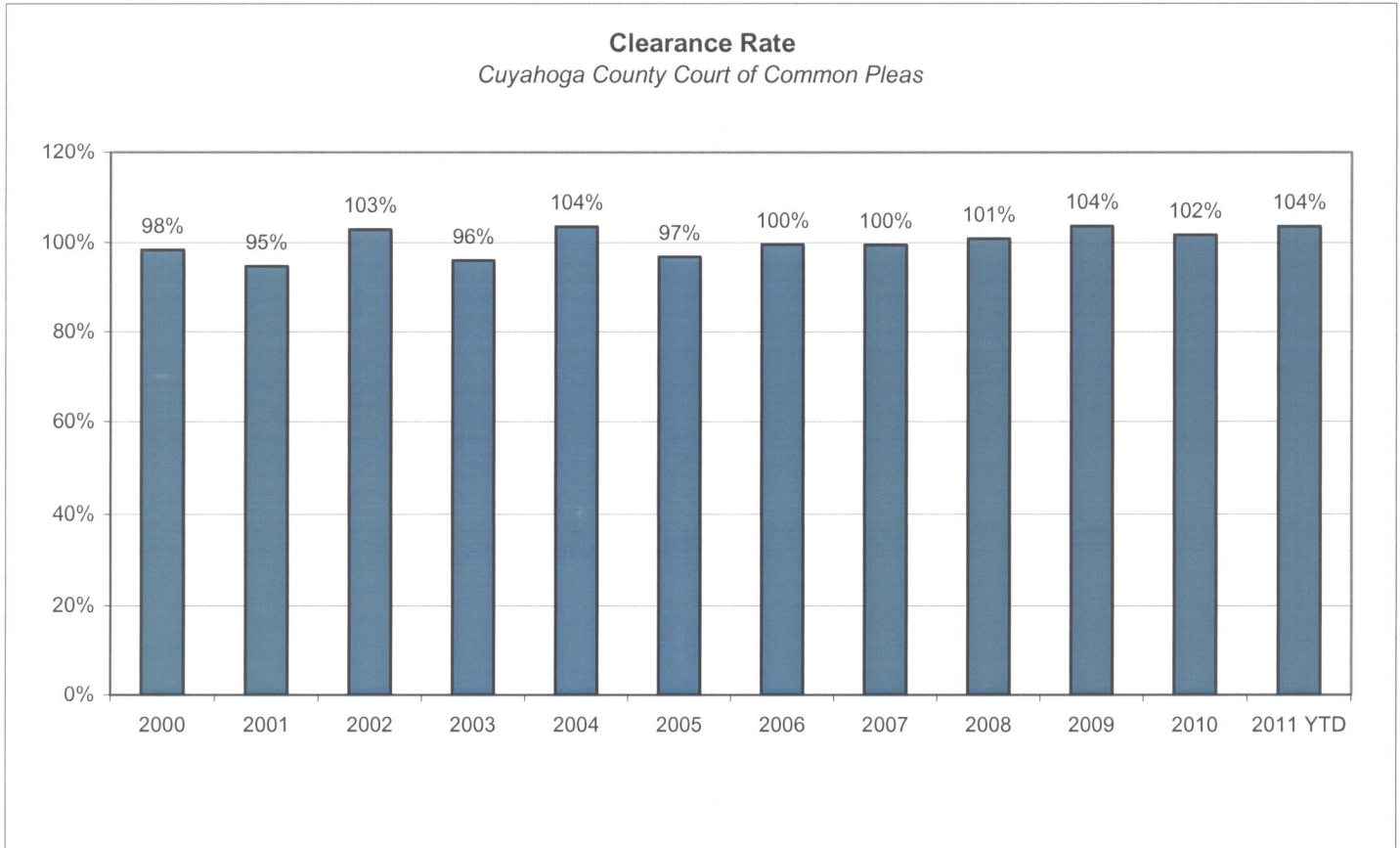
The following chart represents the total number of cases pending at the end of the reporting period from 2000 – May 2011. Taking the total number of cases pending at the beginning of the period, adding all newly filed, re-activated and transferred in cases arrives at the total pending value. The total number of cases that have been terminated in the period are then subtracted from the total pending to give the value pending at the end of the period.



CUYAHOGA COUNTY COMMON PLEAS COURT

Clearance Rate

The Clearance Rate is the total number of outgoing cases as a percentage of the number of incoming cases. Clearance rate measures whether the court is keeping up with its incoming caseload. If cases are not disposed in a timely manner, a backlog of cases awaiting disposition will grow. A Clearance Rate of 100% indicates that at least as many cases as have been filed, reopened, or reactivated in a period have been disposed.



Arrest to Disposition Timeline

Arrest to disposition timeline is a method to measure how felony cases flow through the Cuyahoga County Criminal Justice System. By capturing how long a case takes to move from stage to stage, we can examine where problems may exist and where potential improvements in case processing can be made.

The source data was extracted from the Cuyahoga County Court of Common Pleas Case Management System. The overall population of sample data was based on cases terminated in a given month excluding cases that have gone through diversion programs. A case is defined as a defendant and all charges involved in a single incident. The time period for the extracted data is from May 2011.

The stages examined were:

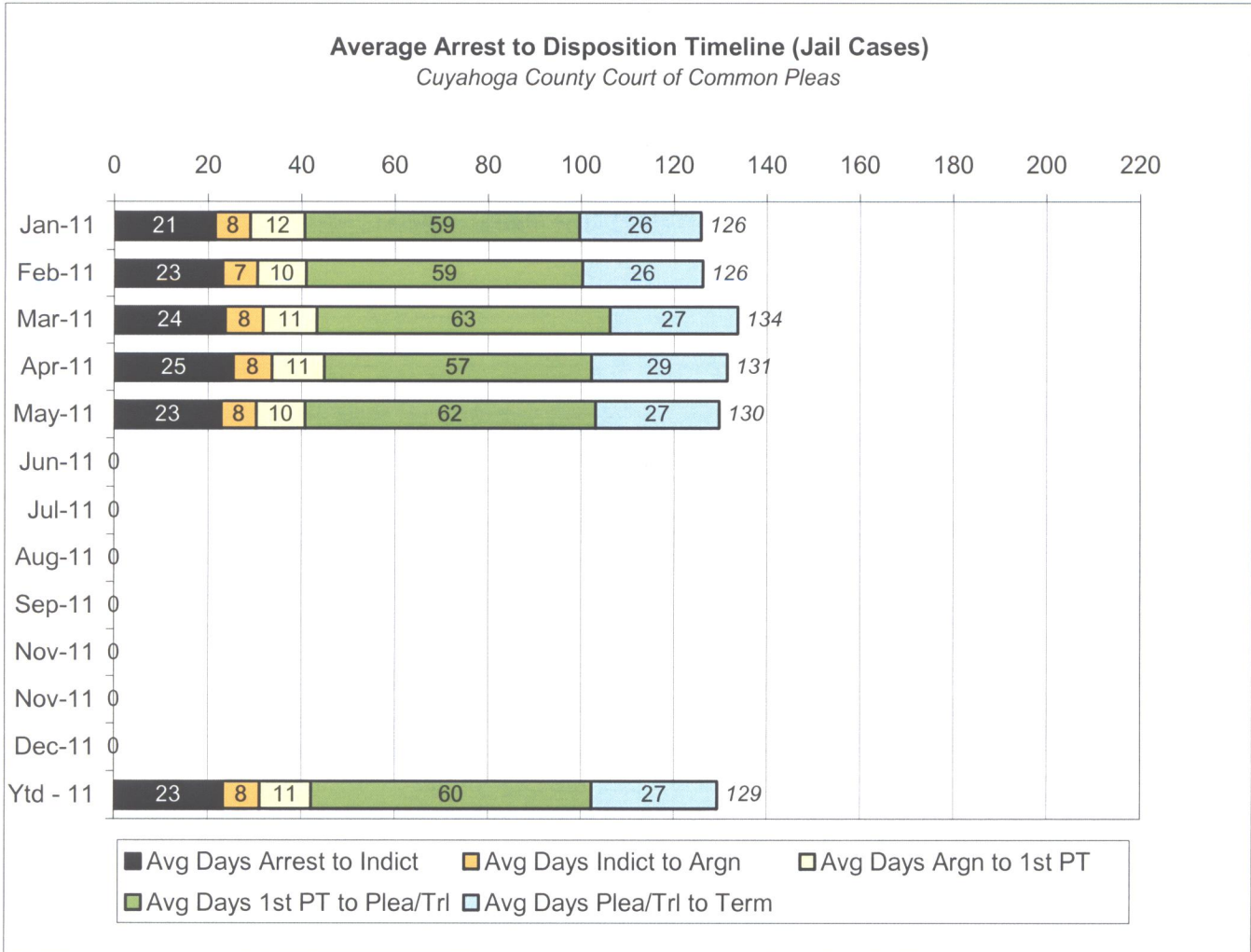
Arrest to Indictment
Indictment to Arraignment
Arraignment to 1st Pre-Trial
1st Pre-Trial to Plea/Trial
Plea/Trial to Termination

Due to the fact that each case may or may not have all of the stage date elements, a method to arrive at stage averages was applied. For a case to be included in the average for a stage there would need to be both dates for the given stage. A case would be included in the Arrest to Indictment stage if both arrest date and indictment date were available. This method was applied to each of the five stages. Next we calculated the total number of cases that met the date criteria for each of the ranges and also the total number of days between each date. To arrive at an average, the total number of days for each case in each range was calculated and divided by the total number of cases that met the date criteria. If a case had a time period or periods where the defendant was capiased or referred to the Psych Clinic, that amount of time was subtracted from the appropriate range. For re-indicted cases, the original arrest date is used.

The following three charts are for Jail, Non-Jail and combined Jail and Non-Jail cases. Jail and Non-Jail cases are defined by the status of the defendant at arraignment.

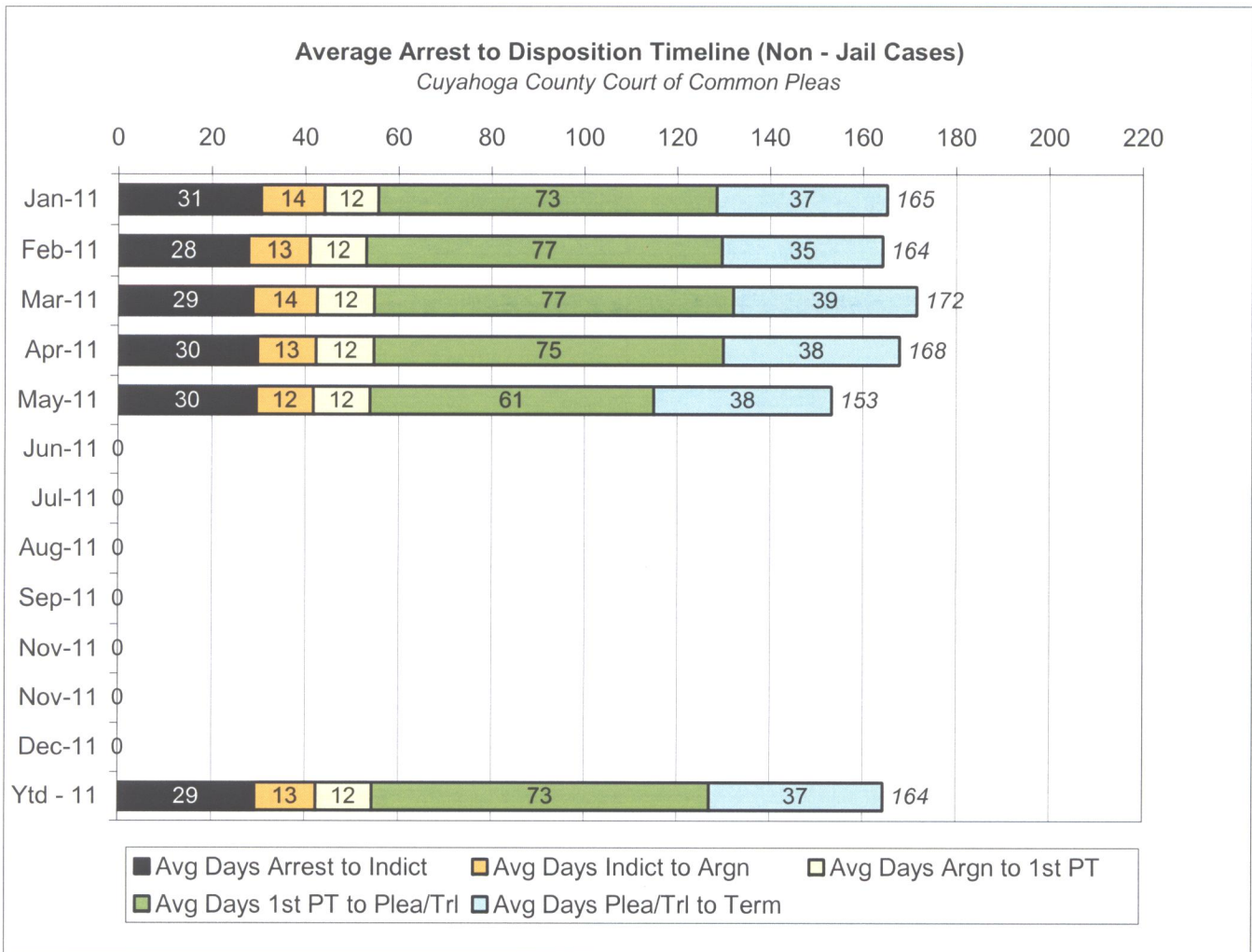
CUYAHOGA COUNTY COMMON PLEAS COURT

Average Arrest to Disposition Timeline (Jail Cases)



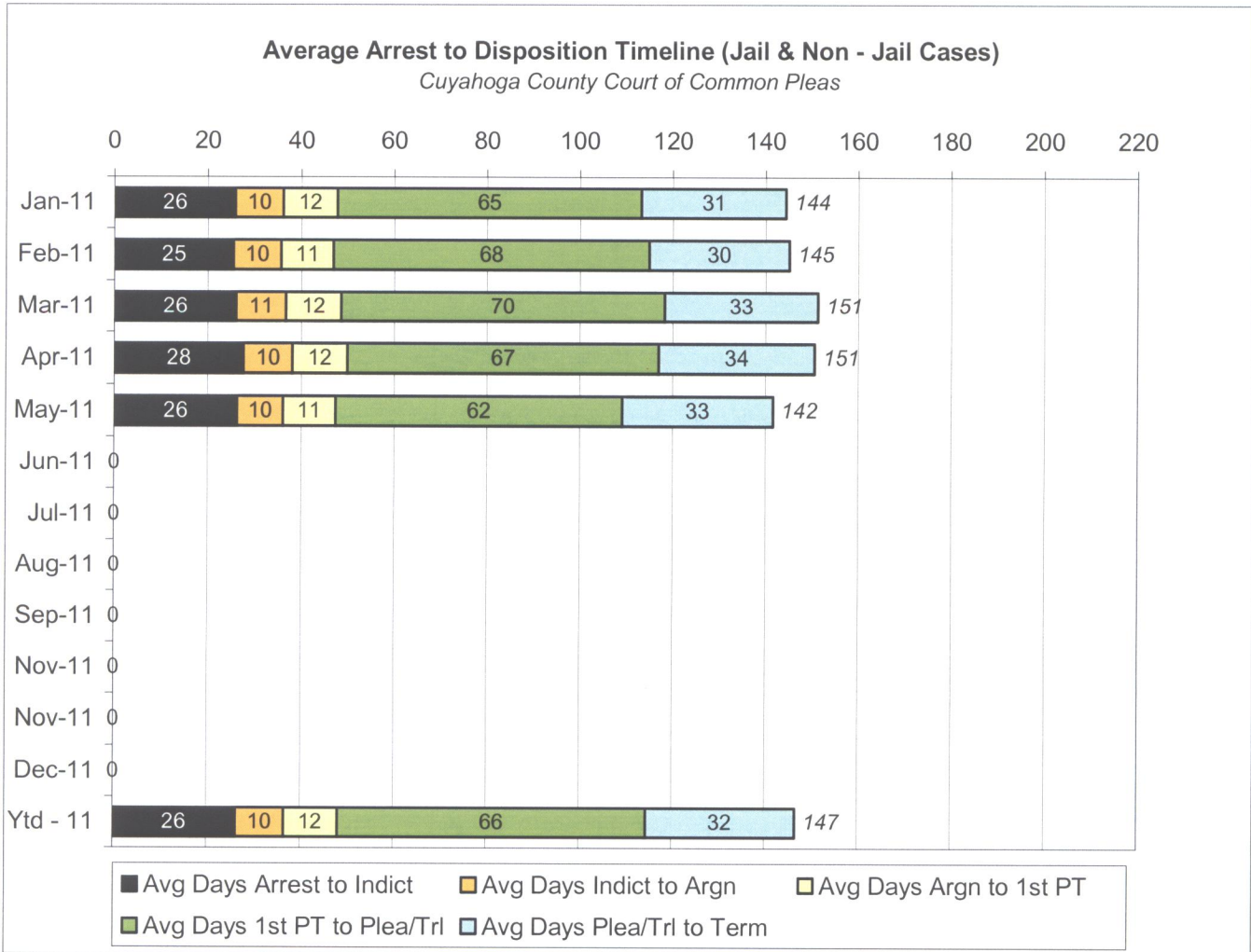
CUYAHOGA COUNTY COMMON PLEAS COURT

Average Arrest to Disposition Timeline (Non-Jail Cases)



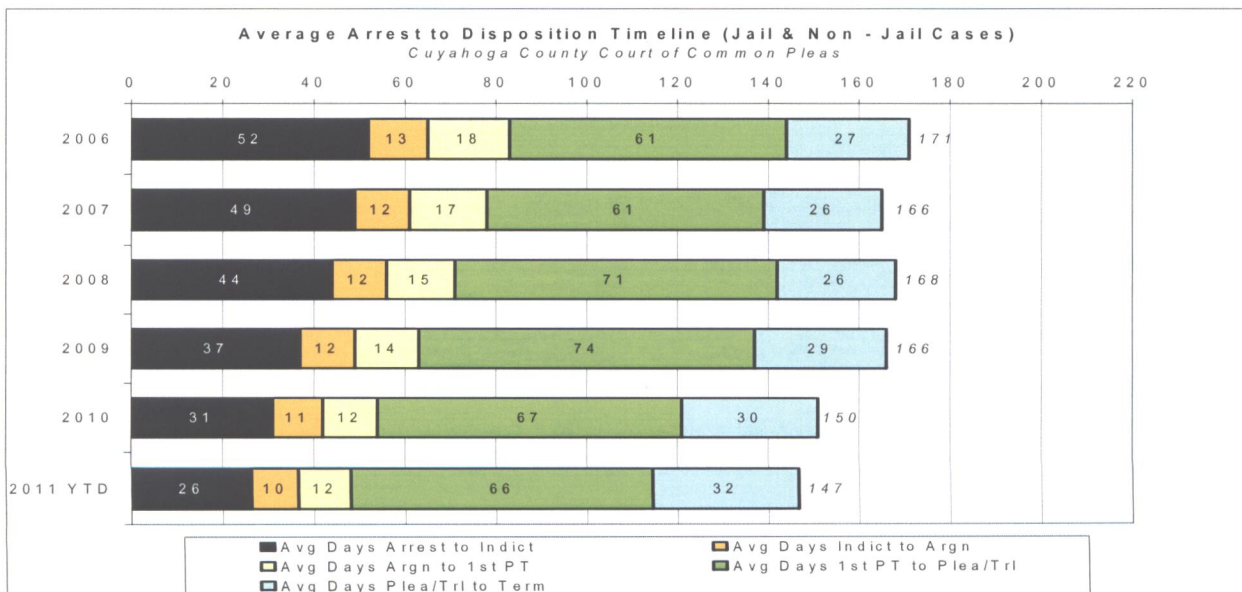
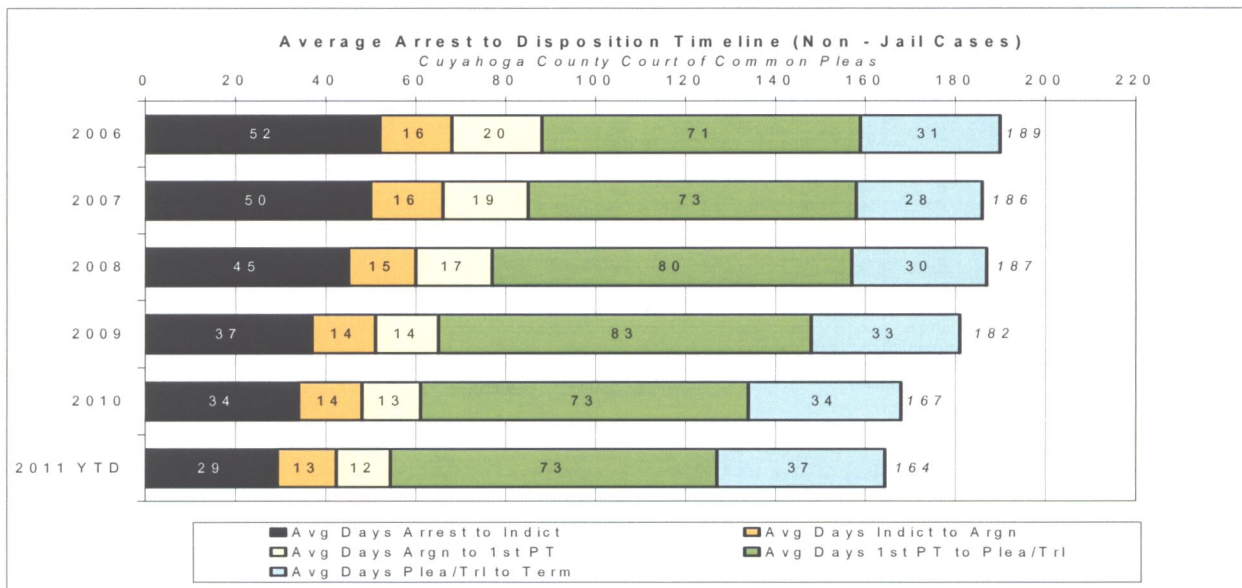
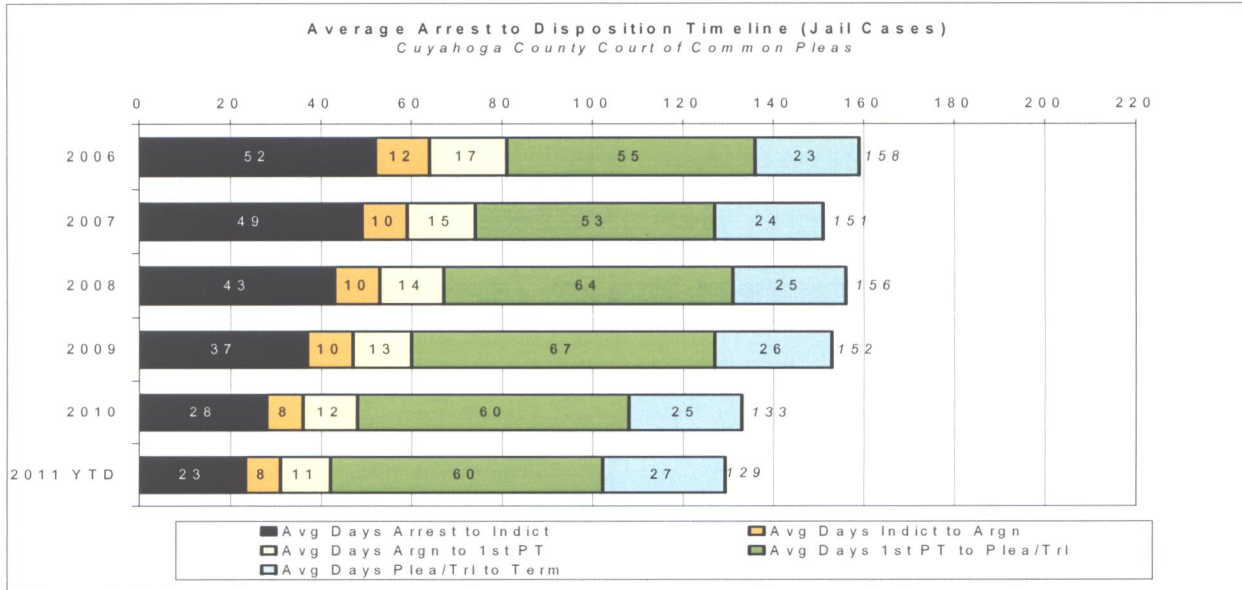
CUYAHOGA COUNTY COMMON PLEAS COURT

Average Arrest to Disposition Timeline (Jail and Non-Jail Cases)



CUYAHOGA COUNTY COMMON PLEAS COURT

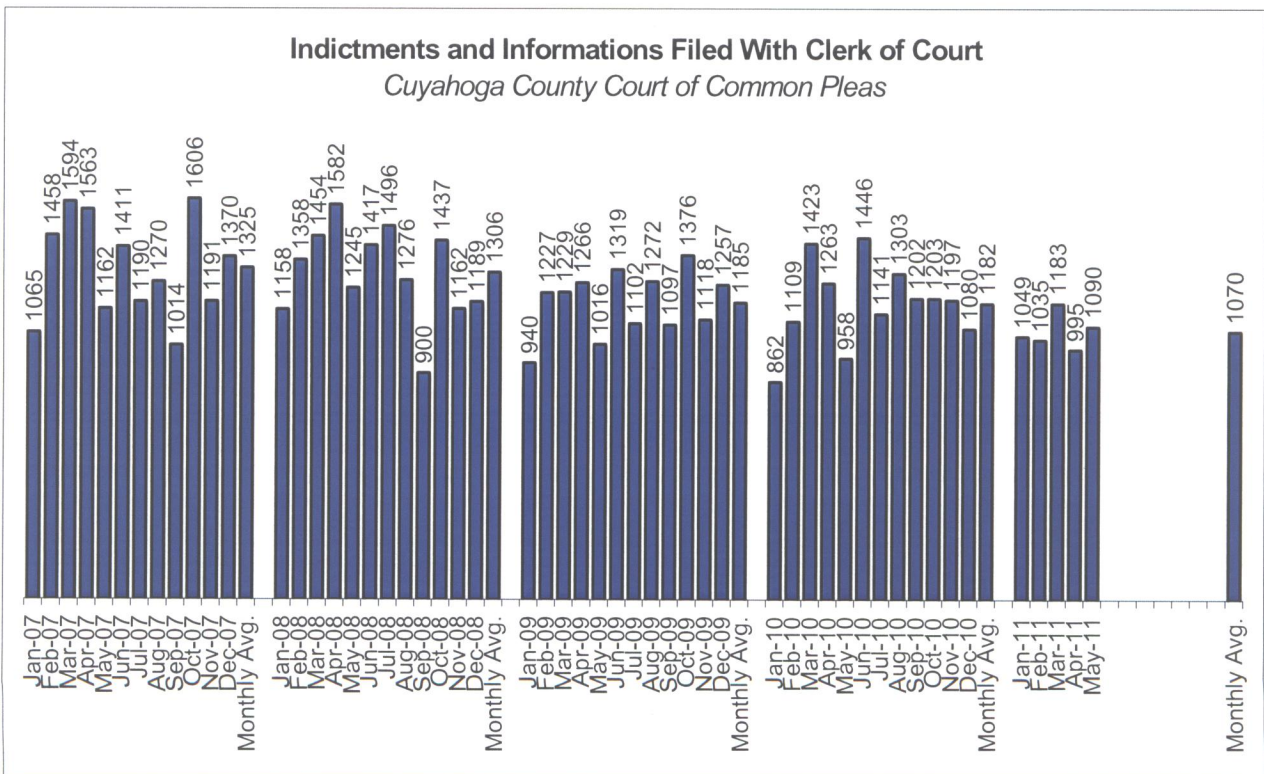
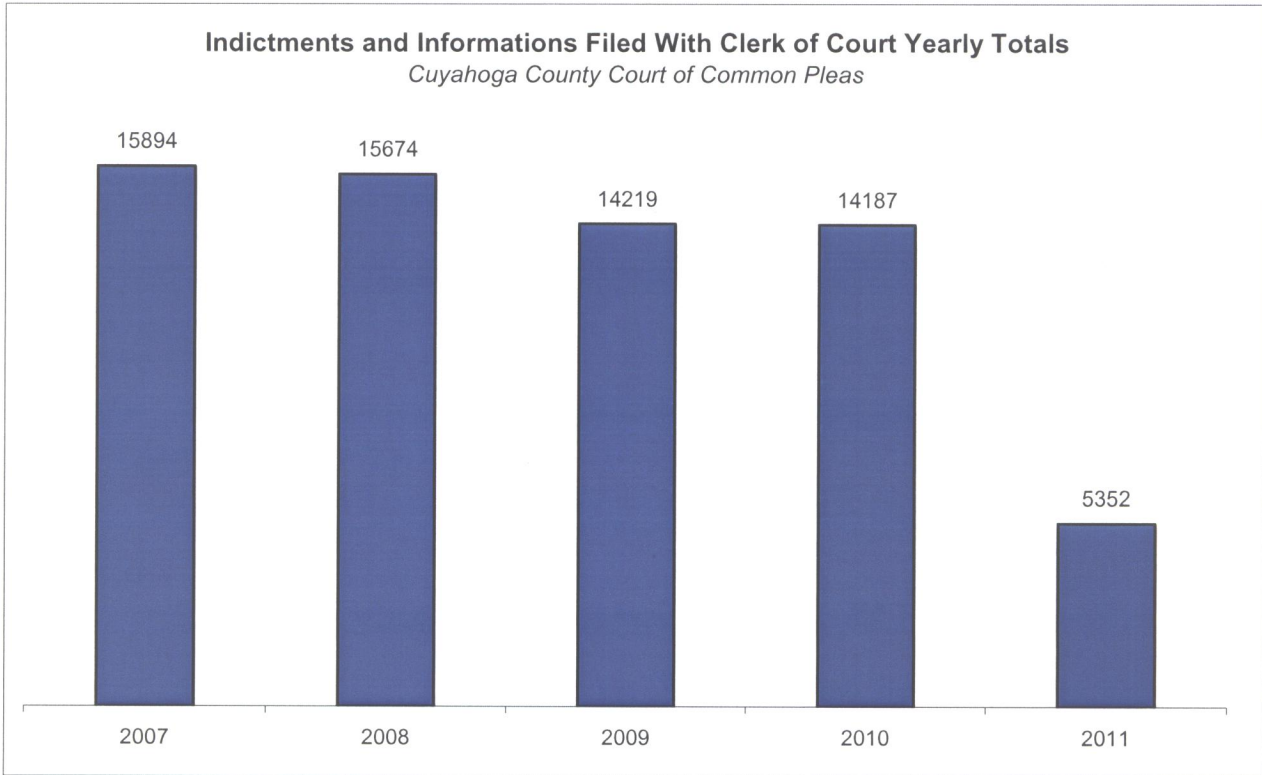
Yearly Average Arrest to Disposition Timeline



CUYAHOGA COUNTY COMMON PLEAS COURT

Indictments and Informations Filed With the Clerk of Courts

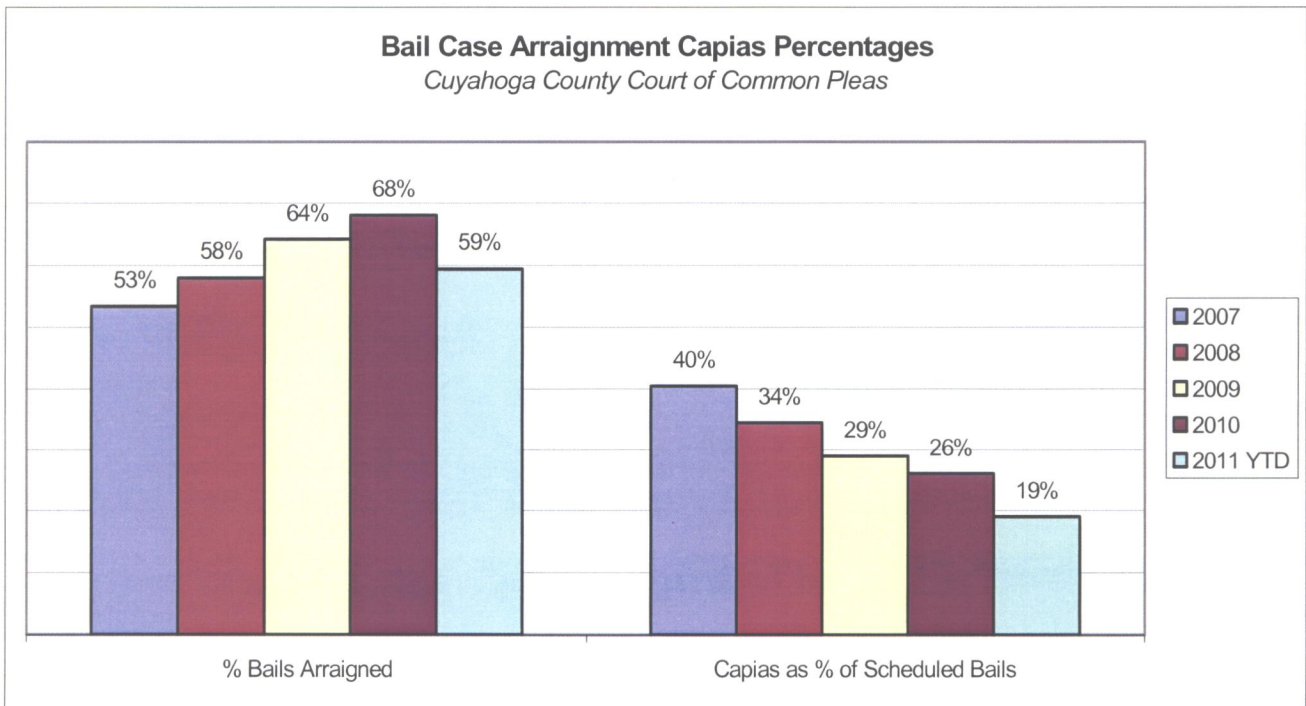
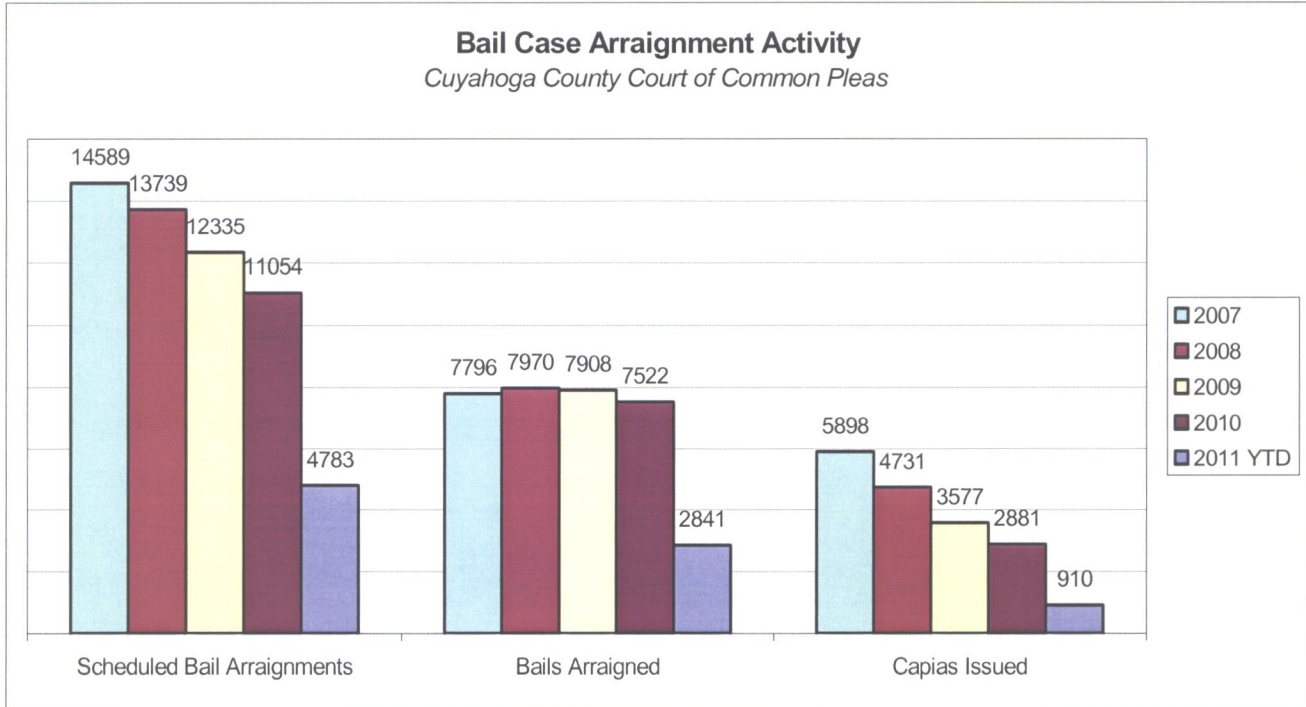
The following charts are reflective of Indictments and Informations filed with the Criminal Clerk of Courts from 2007. The source for this information was the Criminal Clerk's Office.



CUYAHOGA COUNTY COMMON PLEAS COURT

Bail Case Arraignment Activity

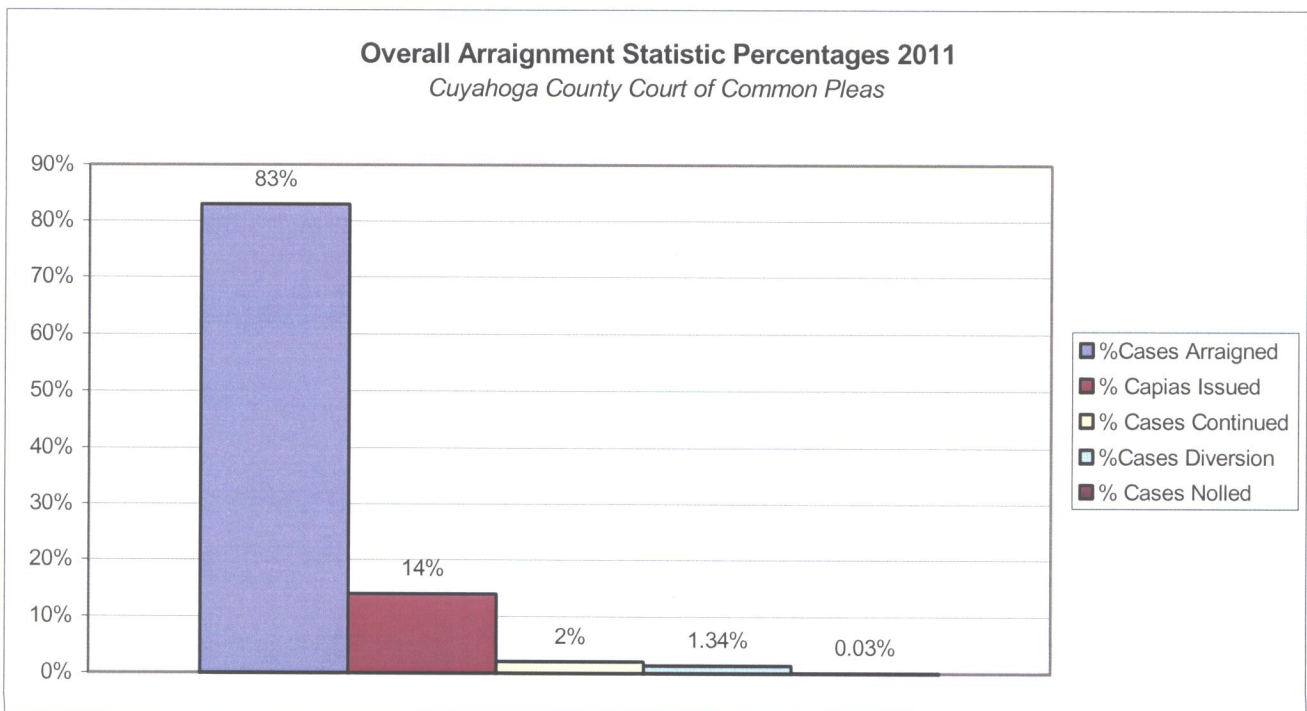
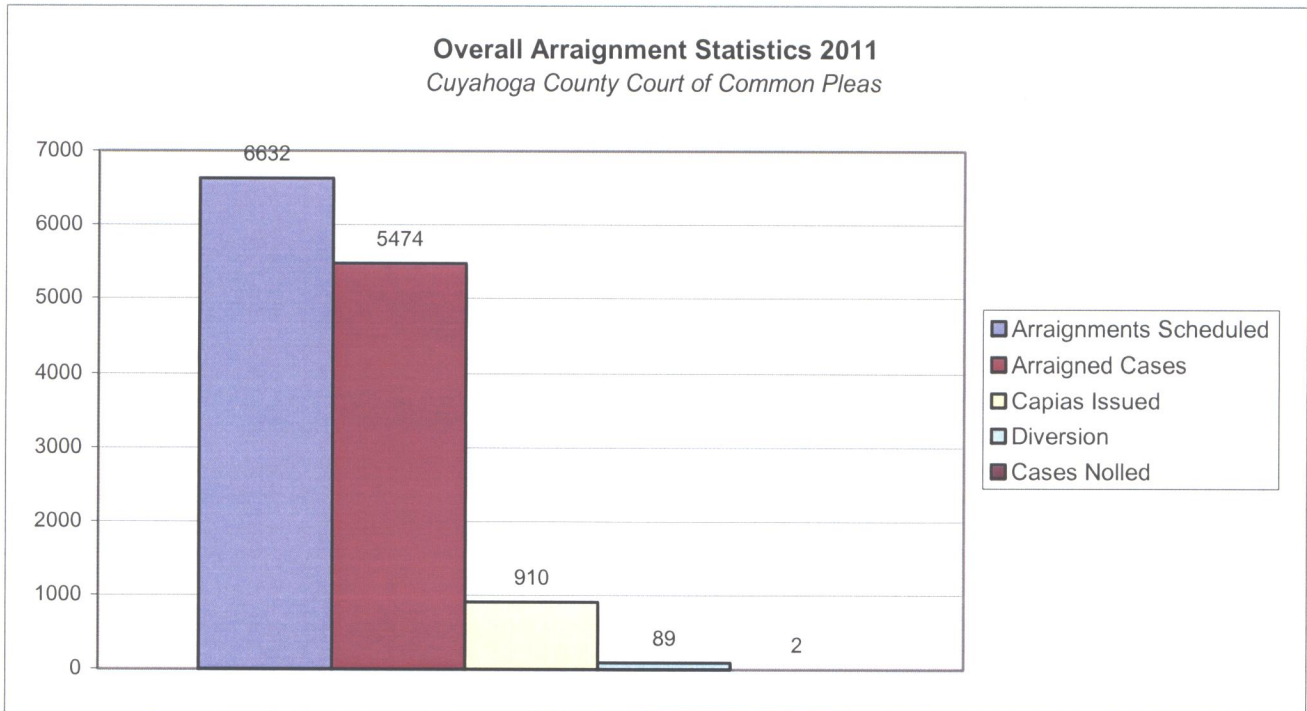
The following charts are reflective of arraignment activity where the defendant was not incarcerated at the time of arraignment. The source for this information was the Criminal Records Department.



CUYAHOGA COUNTY COMMON PLEAS COURT

Overall Arraignment Statistics

The arraignment statistics were provided by the Criminal Records Department. They are provided to give a representation of arraignment activity in the Court in 2011. These statistics include jail and non – jail arraignments.



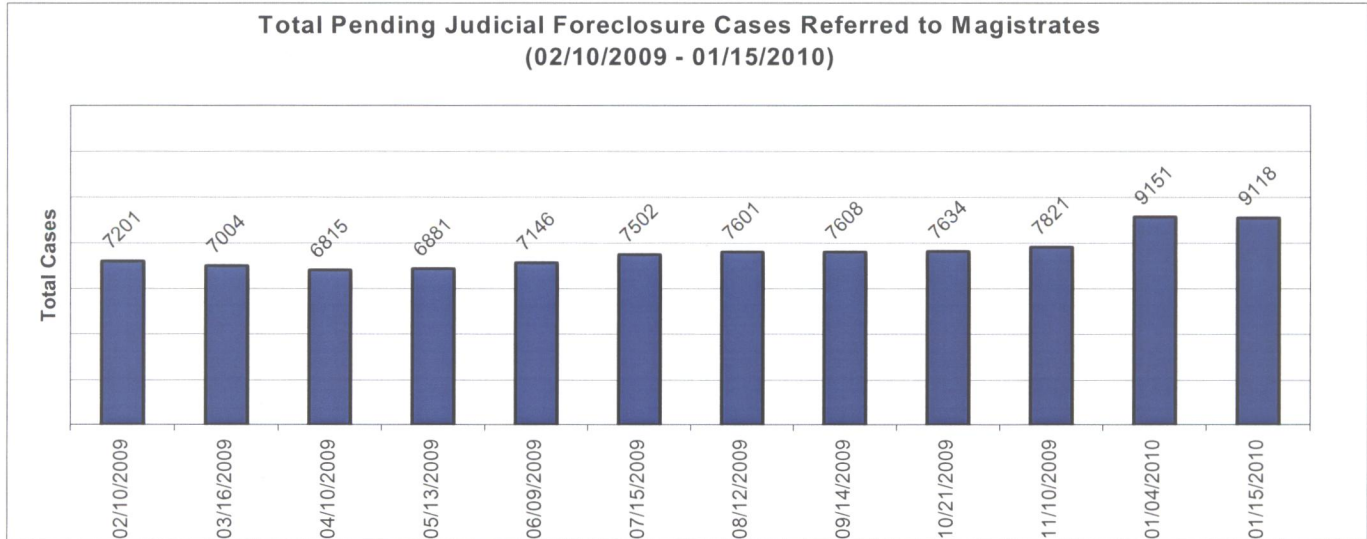
Judicial Foreclosure Statistics¹

¹ For clarification purposes, Foreclosure cases in this report are identified as Judicial Foreclosure filings (filing codes 1460 (Foreclosure Marsh. Of Lien), 1465(Tax Lien), 1466 (Tax Certificate), 1470 (Quiet Title), and 1480 (Partition)). These cases are different from Board of Revision Foreclosures, which are not reported here.

CUYAHOGA COUNTY COMMON PLEAS COURT

Total Pending Judicial Foreclosure Cases Referred to Magistrates (A)

The following chart is a display of the total number of pending Judicial Foreclosure cases referred to the Magistrates on specific dates. The table below shows the number of these cases pending for each year since 1990.

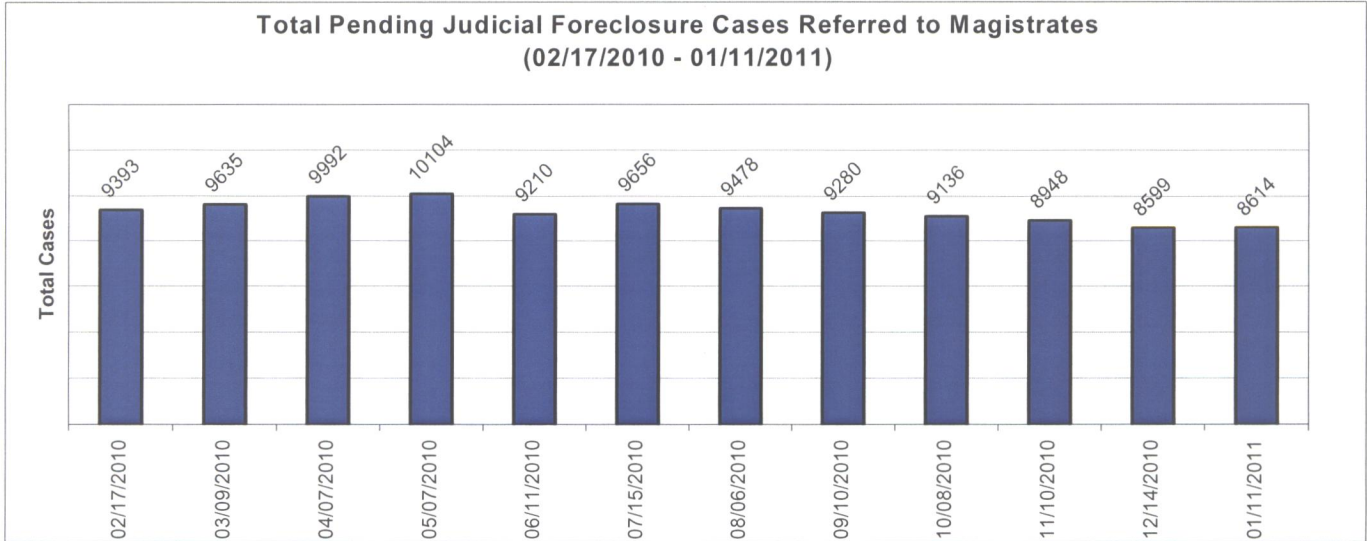


	As of:	02/10/2009	03/16/2009	04/10/2009	05/13/2009	06/09/2009	07/15/2009	08/12/2009	09/14/2009	10/21/2009	11/10/2009	01/04/2010	01/15/2010
Year													
1990		0	0	0	0	0	0	0	0	0	0	0	0
1991		0	0	0	0	0	0	0	0	0	0	0	0
1992		0	0	0	0	0	0	0	0	0	0	0	0
1993		0	0	0	0	0	0	0	0	0	0	0	0
1994		0	0	0	0	0	0	0	0	0	0	0	0
1995		0	0	0	0	0	0	0	0	0	0	0	0
1996		0	0	0	0	0	0	0	0	0	0	0	0
1997		0	0	0	0	0	0	0	0	0	0	0	0
1998		0	0	0	1	0	0	0	0	0	0	0	0
1999		0	0	0	0	0	0	0	0	0	0	0	0
2000		2	2	2	2	2	2	3	2	2	3	2	2
2001		2	1	1	1	1	1	1	1	1	1	1	1
2002		3	2	3	3	3	3	1	1	1	1	1	1
2003		10	12	14	11	11	11	11	9	8	8	8	7
2004		20	16	15	16	16	16	15	15	15	14	13	13
2005		22	19	20	19	18	16	16	16	16	12	13	13
2006		106	90	84	65	62	56	49	42	30	27	25	25
2007		399	314	263	231	203	165	145	129	107	98	88	80
2008		5533	4356	3585	2980	2510	2030	1719	1439	1162	1009	776	720
2009		1104	2192	2828	3552	4320	5202	5641	5954	6292	6648	8224	7933
2010													323
Total		7201	7004	6815	6881	7146	7502	7601	7608	7634	7821	9151	9118

CUYAHOGA COUNTY COMMON PLEAS COURT

Total Pending Judicial Foreclosure Cases Referred to Magistrates (B)

The following chart is a display of the total number of pending Judicial Foreclosure cases referred to the Magistrates on specific dates. The table below shows the number of these cases pending from each year since 1990.

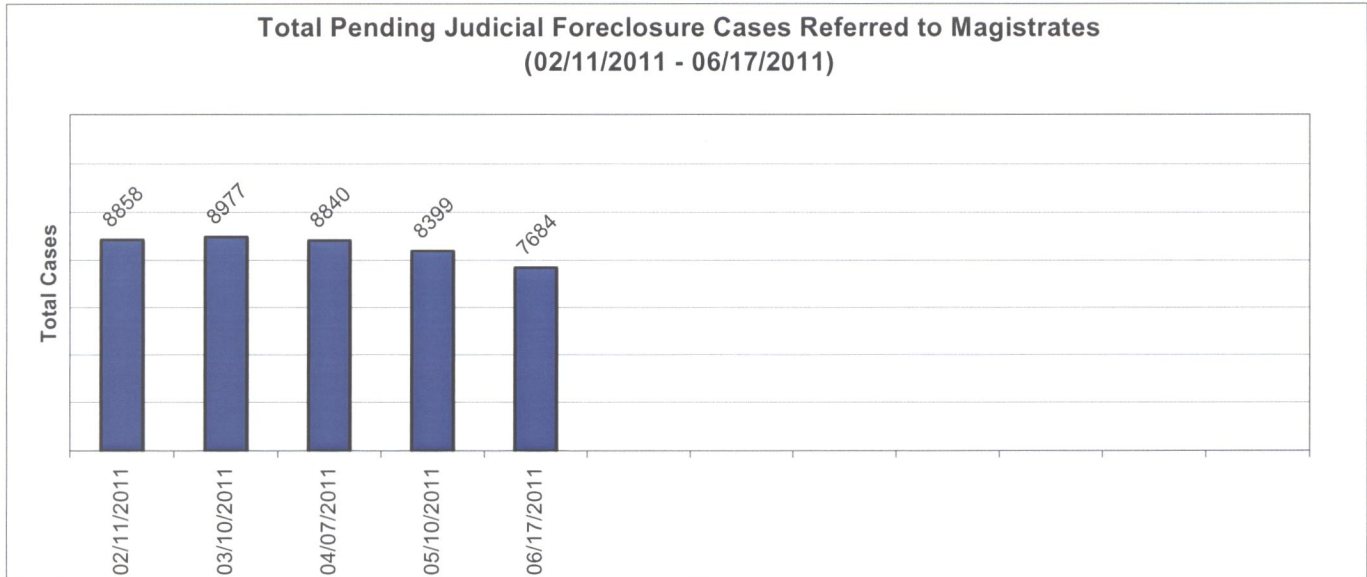


	As of:	02/17/2010	03/09/2010	04/07/2010	05/07/2010	06/11/2010	07/15/2010	08/06/2010	09/10/2010	10/08/2010	11/10/2010	12/14/2010	01/11/2011
Year													
1990		0	0	0	0	0	0	0	0	0	0	0	0
1991		0	0	0	0	0	0	0	0	0	0	0	0
1992		0	0	0	0	0	0	0	0	1	0	1	0
1993		0	0	0	0	0	0	0	0	0	0	0	0
1994		0	0	0	0	0	0	0	0	0	0	0	0
1995		0	0	0	0	0	0	0	0	0	1	0	0
1996		0	0	0	0	0	0	0	0	1	1	1	1
1997		0	0	0	0	0	0	0	0	0	0	0	0
1998		0	0	0	0	0	0	0	0	0	0	0	0
1999		0	0	0	0	0	0	0	0	1	1	0	0
2000		3	3	3	2	2	1	1	1	0	1	0	1
2001		1	1	1	0	0	0	1	0	0	0	0	0
2002		1	0	1	1	1	1	1	1	1	1	1	1
2003		6	7	7	8	8	8	6	5	6	4	4	4
2004		11	12	11	13	11	10	8	9	11	9	9	9
2005		12	13	15	11	9	12	11	9	7	8	8	9
2006		23	22	16	15	13	17	12	15	15	14	12	13
2007		69	65	63	64	61	50	47	43	37	37	33	31
2008		585	511	442	356	308	262	250	215	189	169	148	136
2009		7064	6478	5811	5137	4070	3424	2990	2527	2125	1751	1445	1282
2010		1618	2523	3622	4497	4727	5871	6151	6455	6742	6951	6937	6927
2011													200
Total		9393	9635	9992	10104	9210	9656	9478	9280	9136	8948	8599	8614

CUYAHOGA COUNTY COMMON PLEAS COURT

Total Pending Judicial Foreclosure Cases Referred to Magistrates (C)

The following chart is a display of the total number of pending Judicial Foreclosure cases referred to the Magistrates on specific dates. The table below shows the number of these cases pending from each year since 1990.



	As of:	02/11/2011	03/10/2011	04/07/2011	05/10/2011	06/17/2011							
Year													
1990		0	0	0	0	0							
1991		0	0	0	0	0							
1992		0	0	0	0	0							
1993		0	0	0	0	0							
1994		0	0	0	0	0							
1995		0	0	0	0	0							
1996		1	1	1	1	1							
1997		0	0	0	0	0							
1998		0	0	0	0	0							
1999		0	0	0	0	0							
2000		1	1	3	2	0							
2001		0	0	0	0	0							
2002		1	1	1	4	3							
2003		4	2	2	2	2							
2004		6	7	6	6	5							
2005		9	7	7	6	4							
2006		10	9	10	9	11							
2007		29	27	26	24	22							
2008		120	109	96	82	72							
2009		1031	912	761	611	481							
2010		6219	5572	4822	3979	3080							
2011		1427	2329	3105	3673	4003							
Total		8858	8977	8840	8399	7684							

CUYAHOGA COUNTY COMMON PLEAS COURT

Total Pending Tax Lien & Certificate Cases Referred to Magistrates (A)

The following chart is a display of the number of pending tax Judicial Foreclosure cases referred to the Magistrates on specific dates. The table below shows the number of pending tax Judicial Foreclosure cases in each year since 1990.



	As of:	02/10/2009	03/16/2009	04/10/2009	05/13/2009	06/09/2009	07/15/2009	08/12/2009	09/14/2009	10/21/2009	11/10/2009	01/04/2010	01/15/2010
Year													
1990		0	0	0	0	0	0	0	0	0	0	0	0
1991		0	0	0	0	0	0	0	0	0	0	0	0
1992		0	0	0	0	0	0	0	0	0	0	0	0
1993		0	0	0	0	0	0	0	0	0	0	0	0
1994		0	0	0	0	0	0	0	0	0	0	0	0
1995		0	0	0	0	0	0	0	0	0	0	0	0
1996		0	0	0	0	0	0	0	0	0	0	0	0
1997		0	0	0	0	0	0	0	0	0	0	0	0
1998		0	0	0	0	0	0	0	0	0	0	0	0
1999		0	0	0	0	0	0	0	0	0	0	0	0
2000		1	1	1	1	1	1	1	1	1	1	1	1
2001		2	1	1	1	1	1	1	1	1	1	1	1
2002		0	0	0	0	0	0	0	0	0	0	0	0
2003		1	2	2	1	1	1	1	1	1	1	1	1
2004		4	3	3	3	3	3	4	4	4	4	4	4
2005		8	4	3	3	3	3	3	2	2	2	2	2
2006		35	29	24	19	19	18	14	12	9	6	5	4
2007		77	60	45	39	36	30	24	23	16	14	13	13
2008		1244	1118	1027	922	839	697	586	464	369	318	251	228
2009		82	177	250	381	727	1070	1169	1140	1183	1446	2396	2369
2010													23
Total		1454	1395	1356	1370	1630	1824	1803	1648	1586	1793	2674	2646

CUYAHOGA COUNTY COMMON PLEAS COURT

Total Pending Tax Lien & Certificate Cases Referred to Magistrates (B)

The following chart is a display of the number of pending tax Judicial Foreclosure cases referred to the Magistrates on specific dates. The table below shows the number of pending tax Judicial Foreclosure cases in each year since 1990.

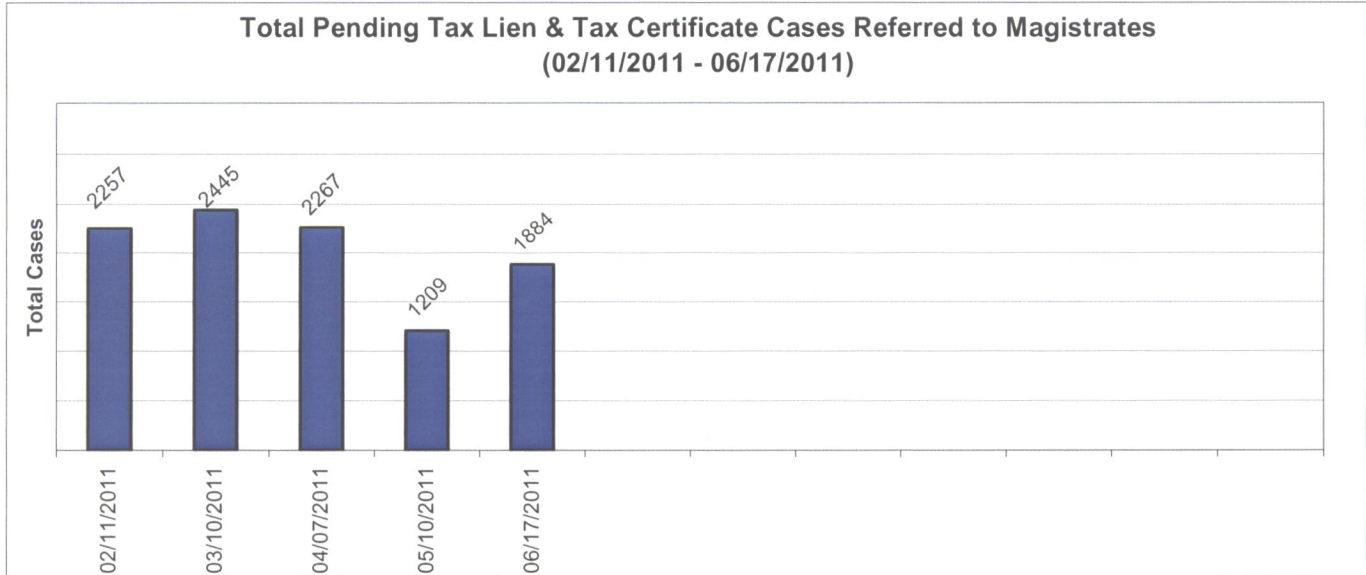


	As of:	02/17/2010	03/09/2010	04/07/2010	05/07/2010	06/11/2010	07/15/2010	08/06/2010	09/10/2010	10/08/2010	11/10/2010	12/14/2010	01/11/2011
Year													
1990		0	0	0	0	0	0	0	0	0	0	0	0
1991		0	0	0	0	0	0	0	0	0	0	0	0
1992		0	0	0	0	0	0	0	0	0	0	0	0
1993		0	0	0	0	0	0	0	0	0	0	0	0
1994		0	0	0	0	0	0	0	0	0	0	0	0
1995		0	0	0	0	0	0	0	0	0	0	0	0
1996		0	0	0	0	0	0	0	0	0	0	0	0
1997		0	0	0	0	0	0	0	0	0	0	0	0
1998		0	0	0	0	0	0	0	0	0	0	0	0
1999		0	0	0	0	0	0	0	0	0	0	0	0
2000		1	1	1	1	1	1	1	1	0	0	0	0
2001		1	1	1	0	0	0	0	0	0	0	0	0
2002		0	0	0	1	0	0	0	0	0	0	0	0
2003		1	1	1	1	1	1	1	0	1	0	0	0
2004		4	3	3	3	3	3	3	3	3	3	3	3
2005		2	2	2	2	1	2	2	2	2	2	3	4
2006		3	3	3	4	2	4	4	4	4	5	4	6
2007		12	10	10	11	10	8	8	8	6	6	5	5
2008		186	156	133	107	91	82	77	63	55	51	45	41
2009		2267	2145	2054	1924	1750	1558	1422	1246	1102	908	753	674
2010		176	342	586	743	855	1041	1133	1160	1242	1293	1342	1425
Total		2653	2664	2794	2797	2714	2700	2651	2487	2415	2268	2155	2158

CUYAHOGA COUNTY COMMON PLEAS COURT

Total Pending Tax Lien & Certificate Cases Referred to Magistrates (C)

The following chart is a display of the number of pending tax Judicial Foreclosure cases referred to the Magistrates on specific dates. The table below shows the number of pending tax Judicial Foreclosure cases in each year since 1990.

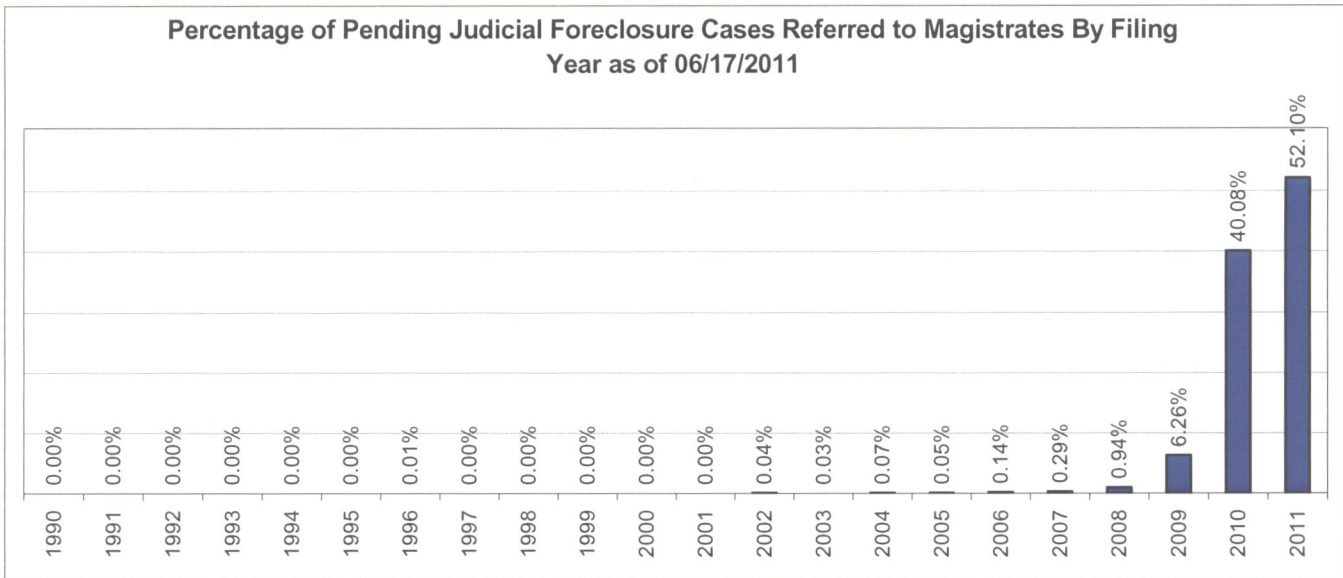


	As of:	02/11/2011	03/10/2011	04/07/2011	05/10/2011	06/17/2011							
Year													
1990		0	0	0	0	0							
1991		0	0	0	0	0							
1992		0	0	0	0	0							
1993		0	0	0	0	0							
1994		0	0	0	0	0							
1995		0	0	0	0	0							
1996		0	0	0	0	0							
1997		0	0	0	0	0							
1998		0	0	0	0	0							
1999		0	0	0	0	0							
2000		0	0	0	0	0							
2001		0	0	0	0	0							
2002		0	0	0	0	1							
2003		0	0	0	0	0							
2004		3	4	3	3	3							
2005		4	4	4	4	3							
2006		3	3	2	2	2							
2007		5	5	6	6	6							
2008		35	31	30	26	20							
2009		507	441	364	294	208							
2010		1297	1193	1040	874	668							
2011		403	764	818	898	973							
Total		2257	2445	2267	1209	1884							

CUYAHOGA COUNTY COMMON PLEAS COURT

Percentage of Pending Judicial Foreclosure Cases By Filing Year

The following chart is a representation of the total number of pending Judicial Foreclosure cases by filing year expressed as a percentage on a specific date. The table below is the supporting data for this chart.

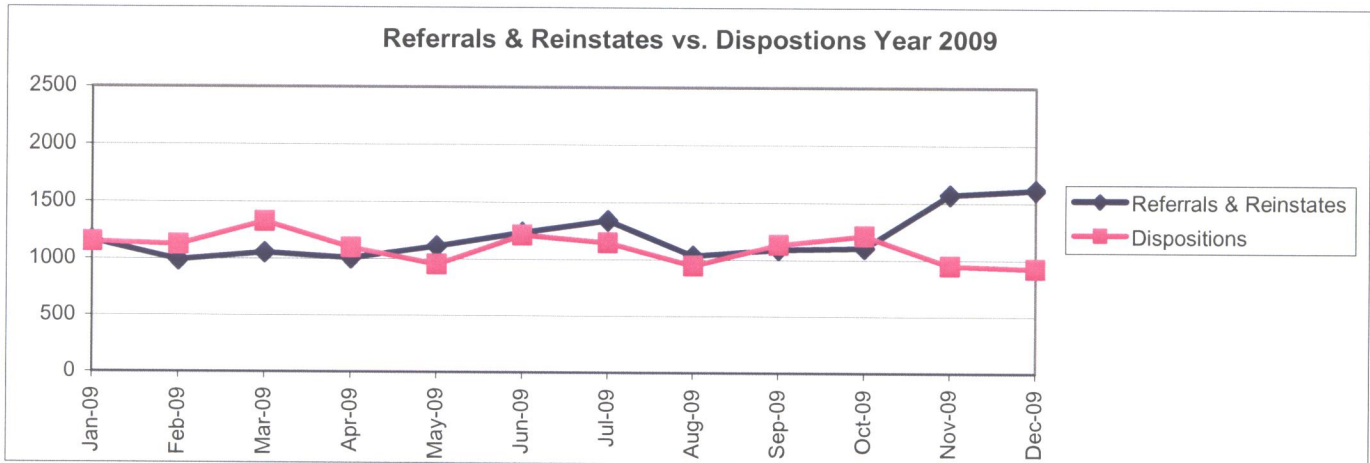
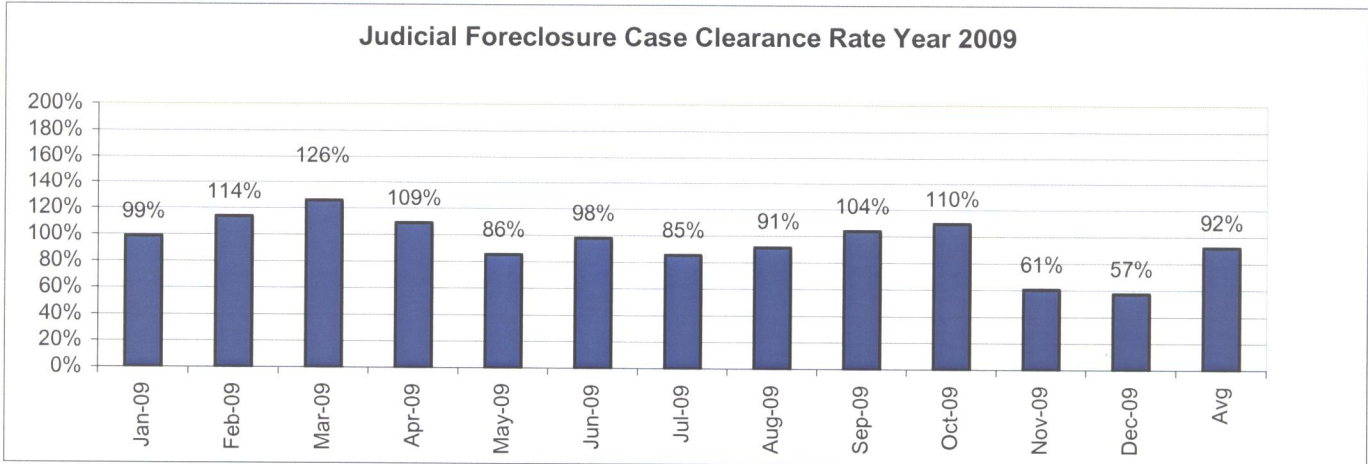


Year	As of:	06/17/2011	% of Total
1990		0	0.00%
1991		0	0.00%
1992		0	0.00%
1993		0	0.00%
1994		0	0.00%
1995		0	0.00%
1996		1	0.01%
1997		0	0.00%
1998		0	0.00%
1999		0	0.00%
2000		0	0.00%
2001		0	0.00%
2002		3	0.04%
2003		2	0.03%
2004		5	0.07%
2005		4	0.05%
2006		11	0.14%
2007		22	0.29%
2008		72	0.94%
2009		481	6.26%
2010		3080	40.08%
2011		4003	52.10%
Total		7684	100.00%

CUYAHOGA COUNTY COMMON PLEAS COURT

Judicial Foreclosure Clearance Rate Year 2009

The Clearance Rate is the number of outgoing cases as a percentage of the number of incoming cases. Clearance rate measures whether the court is keeping up with its incoming caseload. If cases are not disposed in a timely manner, a backlog of cases awaiting disposition will grow. A Clearance Rate of 100% indicates that at least as many cases as have been filed, reopened, or reactivated in a period have been disposed.

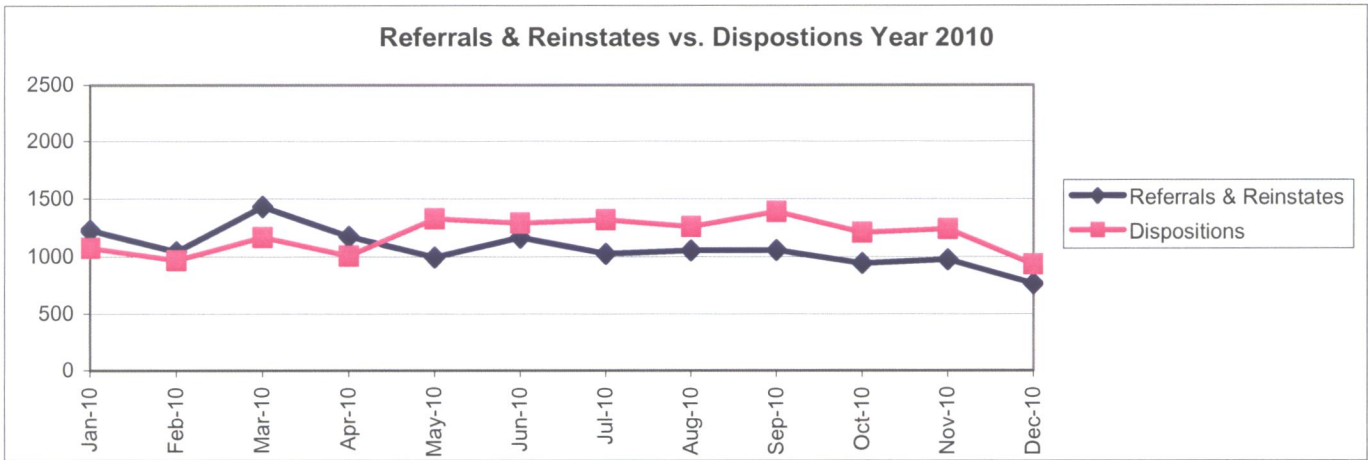
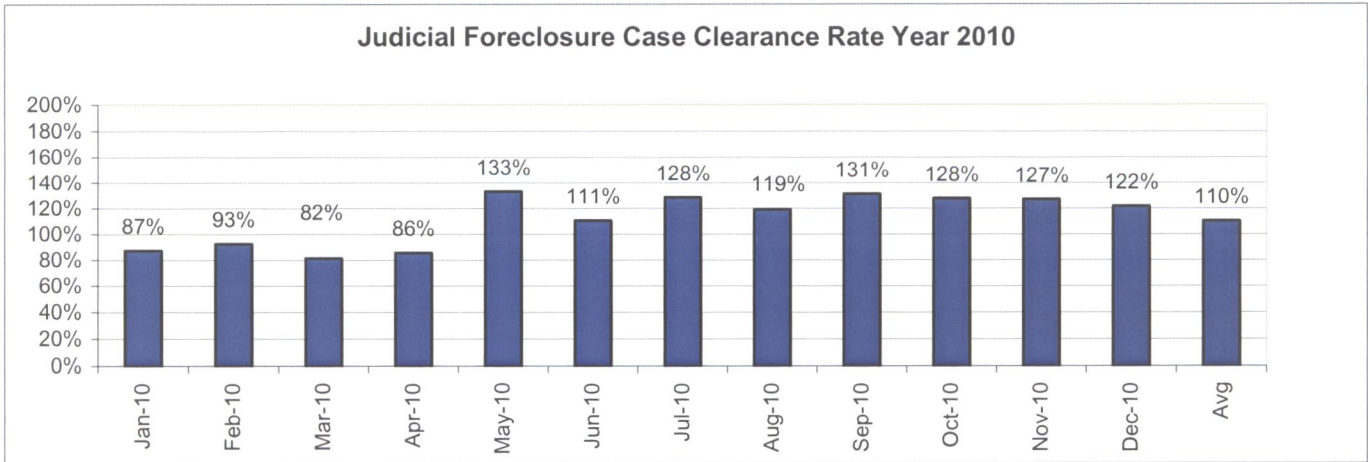


	Referrals & Reinstates	Dispositions	Clearance Rate
Jan-09	1167	1154	99%
Feb-09	991	1127	114%
Mar-09	1058	1331	126%
Apr-09	1010	1102	109%
May-09	1116	955	86%
Jun-09	1238	1214	98%
Jul-09	1345	1149	85%
Aug-09	1038	949	91%
Sep-09	1094	1136	104%
Oct-09	1108	1214	110%
Nov-09	1573	952	61%
Dec-09	1614	927	57%
Avg	1196	1101	92%
Total	14352	13210	

CUYAHOGA COUNTY COMMON PLEAS COURT

Judicial Foreclosure Clearance Rate Year 2010

The Clearance Rate is the number of outgoing cases as a percentage of the number of incoming cases. Clearance rate measures whether the court is keeping up with its incoming caseload. If cases are not disposed in a timely manner, a backlog of cases awaiting disposition will grow. A Clearance Rate of 100% indicates that at least as many cases as have been filed, reopened, or reactivated in a period have been disposed.

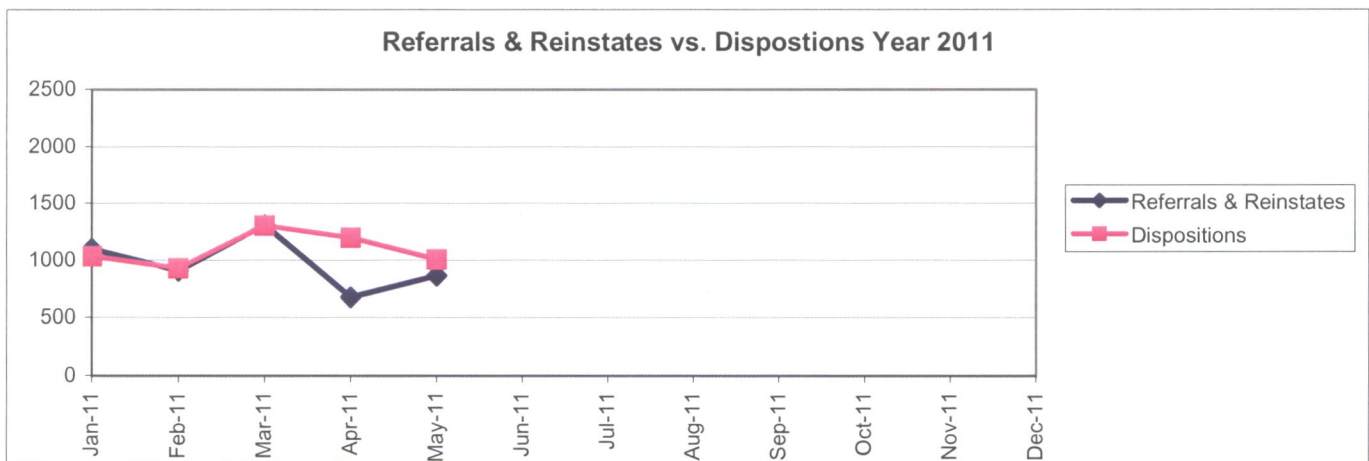
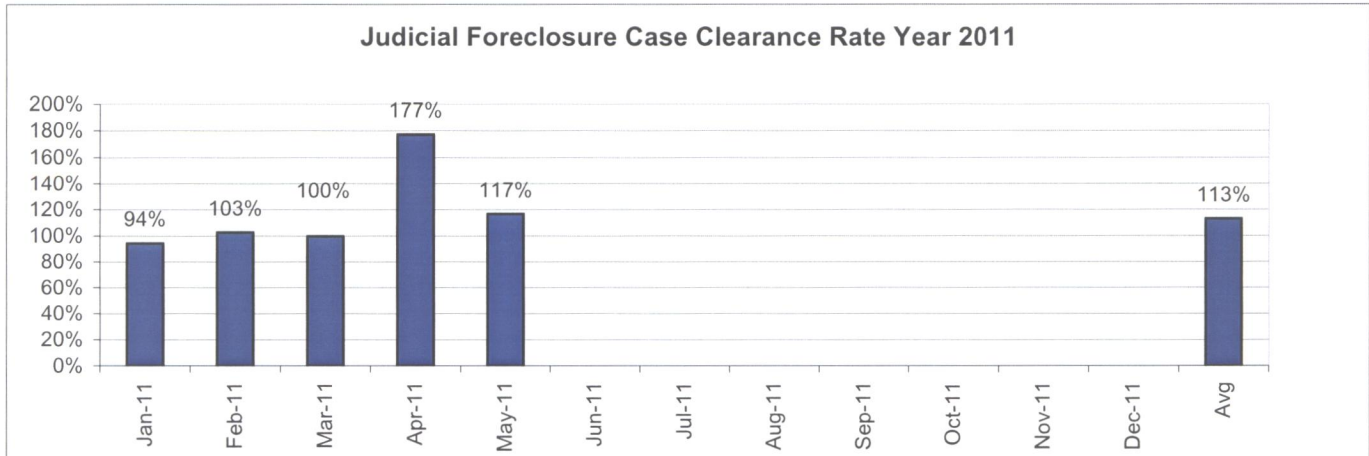


	Referrals & Reinstates	Dispositions	Clearance Rate
Jan-10	1231	1077	87%
Feb-10	1047	970	93%
Mar-10	1434	1170	82%
Apr-10	1177	1010	86%
May-10	999	1331	133%
Jun-10	1170	1295	111%
Jul-10	1029	1322	128%
Aug-10	1058	1262	119%
Sep-10	1060	1391	131%
Oct-10	948	1211	128%
Nov-10	978	1244	127%
Dec-10	768	935	122%
Avg	1075	1185	110%
Total	12899	14218	

CUYAHOGA COUNTY COMMON PLEAS COURT

Judicial Foreclosure Clearance Rate Year 2011

The Clearance Rate is the number of outgoing cases as a percentage of the number of incoming cases. Clearance rate measures whether the court is keeping up with its incoming caseload. If cases are not disposed in a timely manner, a backlog of cases awaiting disposition will grow. A Clearance Rate of 100% indicates that at least as many cases as have been filed, reopened, or reactivated in a period have been disposed.

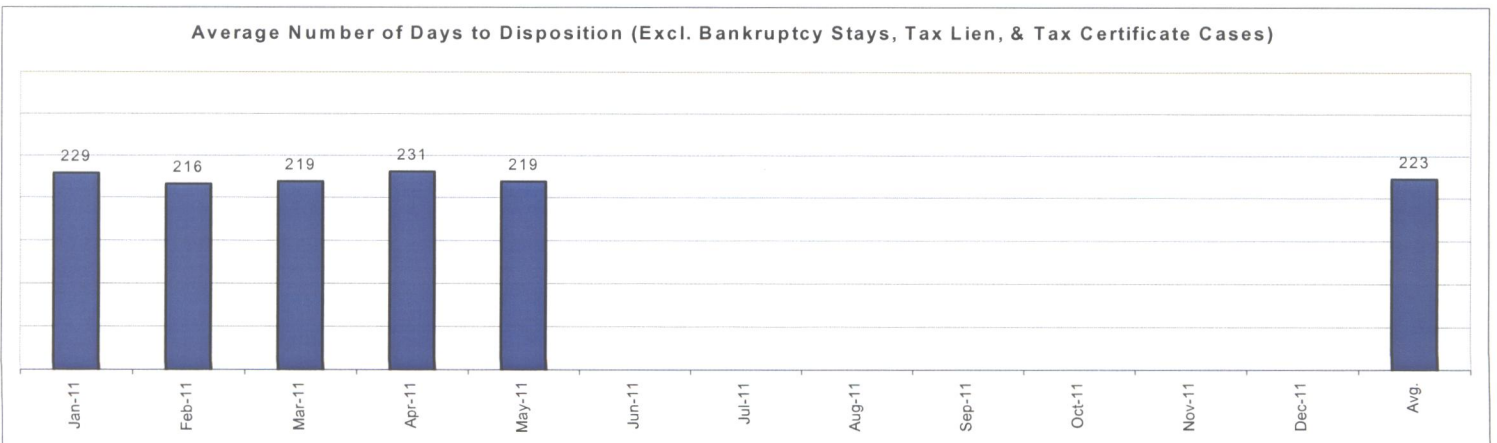
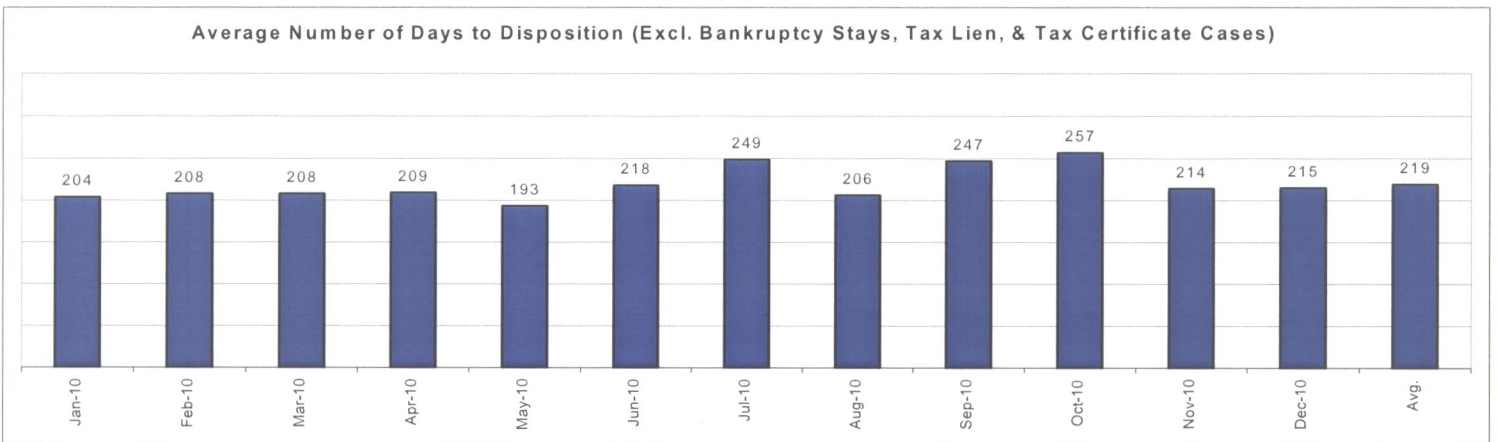


	Referrals & Reinstates	Dispositions	Clearance Rate
Jan-11	1099	1037	94%
Feb-11	906	930	103%
Mar-11	1309	1304	100%
Apr-11	677	1199	177%
May-11	866	1009	117%
Jun-11			
Jul-11			
Aug-11			
Sep-11			
Oct-11			
Nov-11			
Dec-11			
Avg	971	1096	113%
Total	4857	5479	

CUYAHOGA COUNTY COMMON PLEAS COURT

Avg. Number of Days to Disp. (Excl. Bank. Stays & Tax Lien & Tax Cert.)

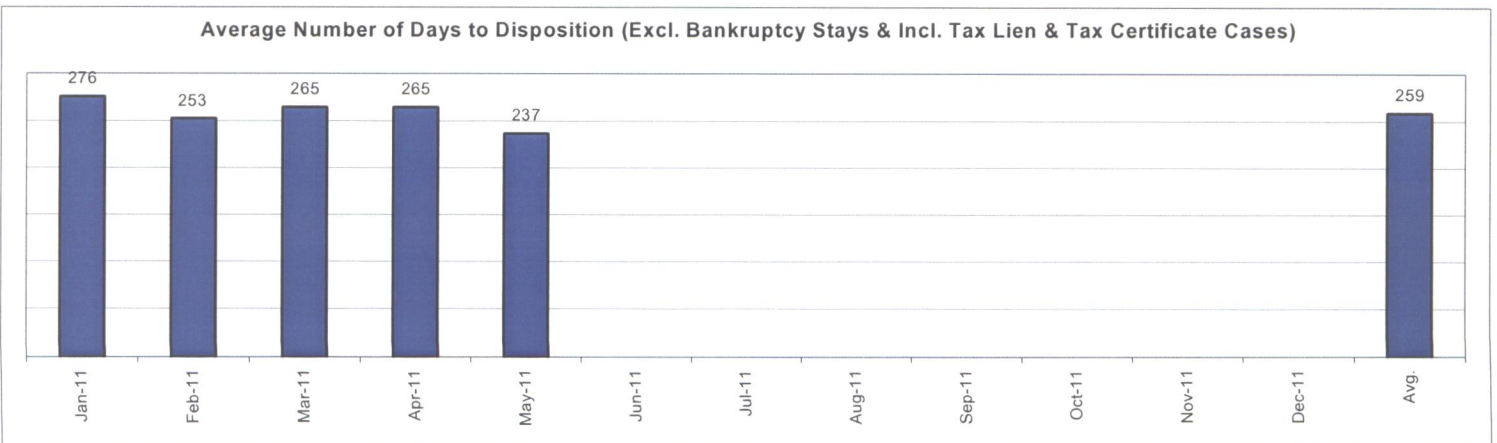
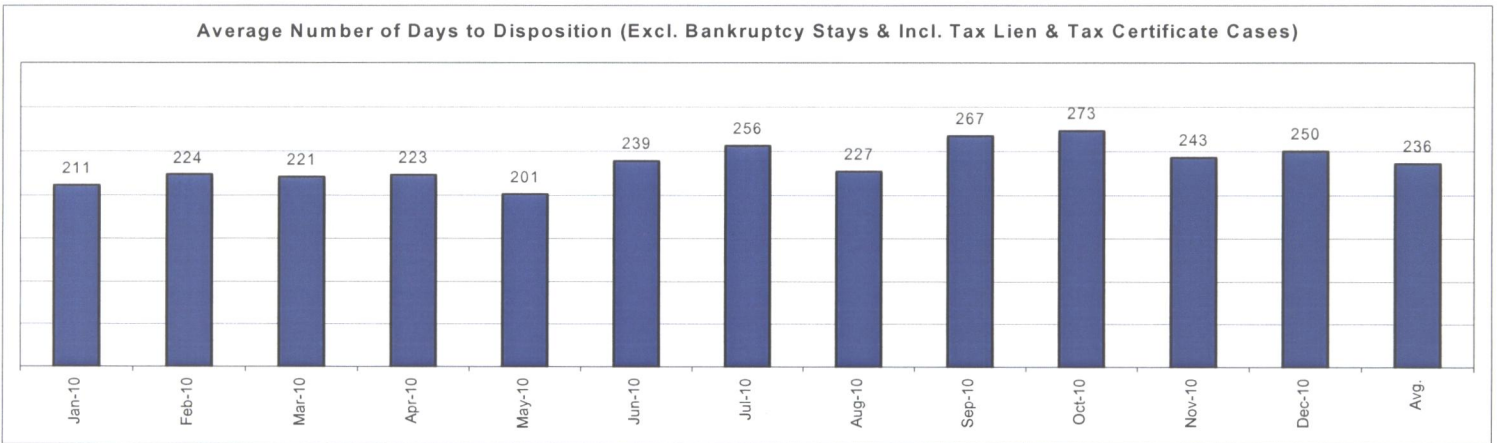
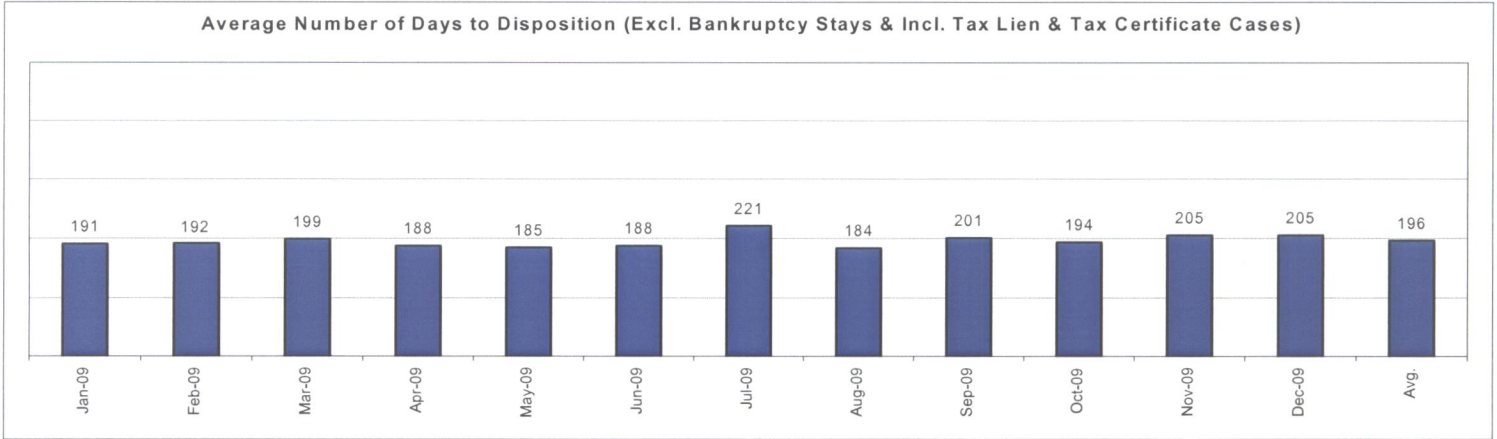
The average number of days to disposition is the number of days from filing to a final disposition entry being filed with the Clerk of Court. The data sample is based on all judicial foreclosure cases terminated by decree or dismissal (cases terminated by bankruptcy are not included) in a month. Each case is examined to determine the number of days between filing and termination with the periods that a case may have been in bankruptcy subtracted. Adding the total days of all of the cases minus bankruptcy periods and dividing by the total number of cases calculates the average. In the following chart, tax judicial foreclosure cases are excluded.



CUYAHOGA COUNTY COMMON PLEAS COURT

Avg. Number of Days to Disp. (Excl. Bank. Stays & Incl. Tax Lien & Tax Cert.)

The average number of days to disposition is the number of days from filing to a final disposition entry being filed with the Clerk of Court. The data sample is based on all Judicial Foreclosure cases terminated by decree or dismissal (cases terminated by bankruptcy are not included) in a month. Each case is examined to determine the number of days between filing and termination with the periods that a case may have been in bankruptcy subtracted. Adding the total days of all of the cases minus bankruptcy periods and dividing by the total number of cases calculates the average. In the following chart, all types of Judicial Foreclosure cases are included.

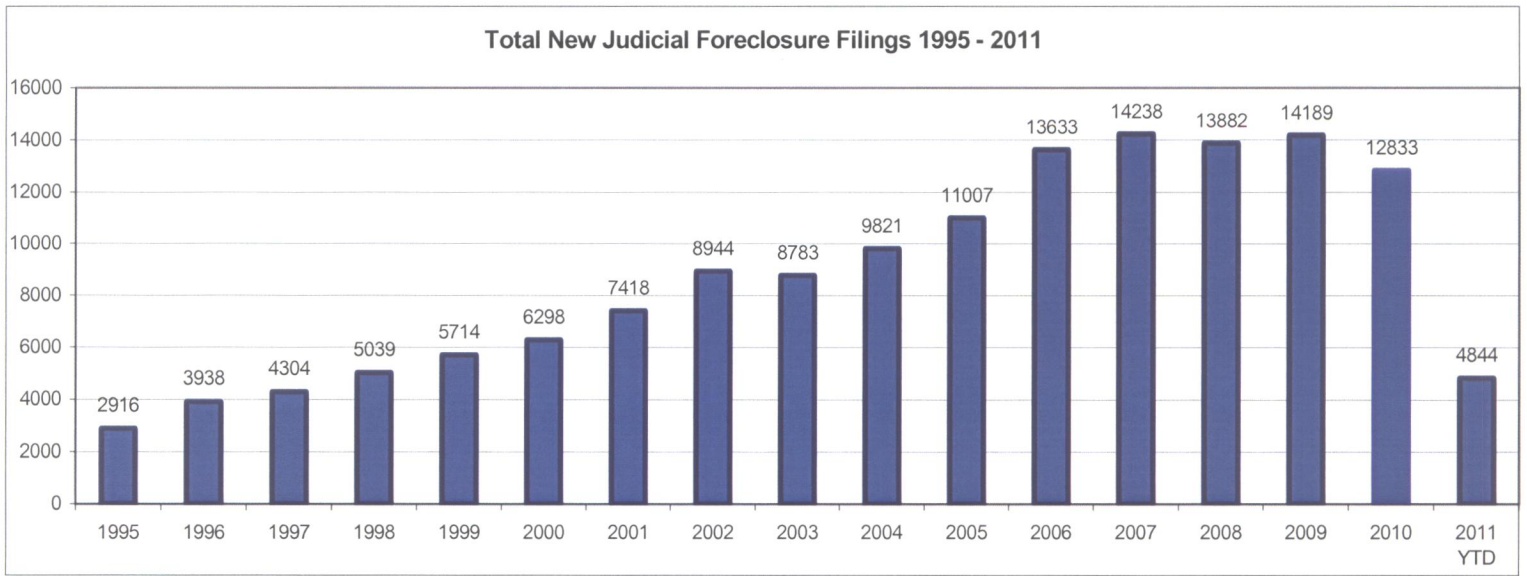


CUYAHOGA COUNTY COMMON PLEAS COURT

Total New Judicial Foreclosure Filings

The following charts are provided as a historical view of new judicial foreclosure filings.

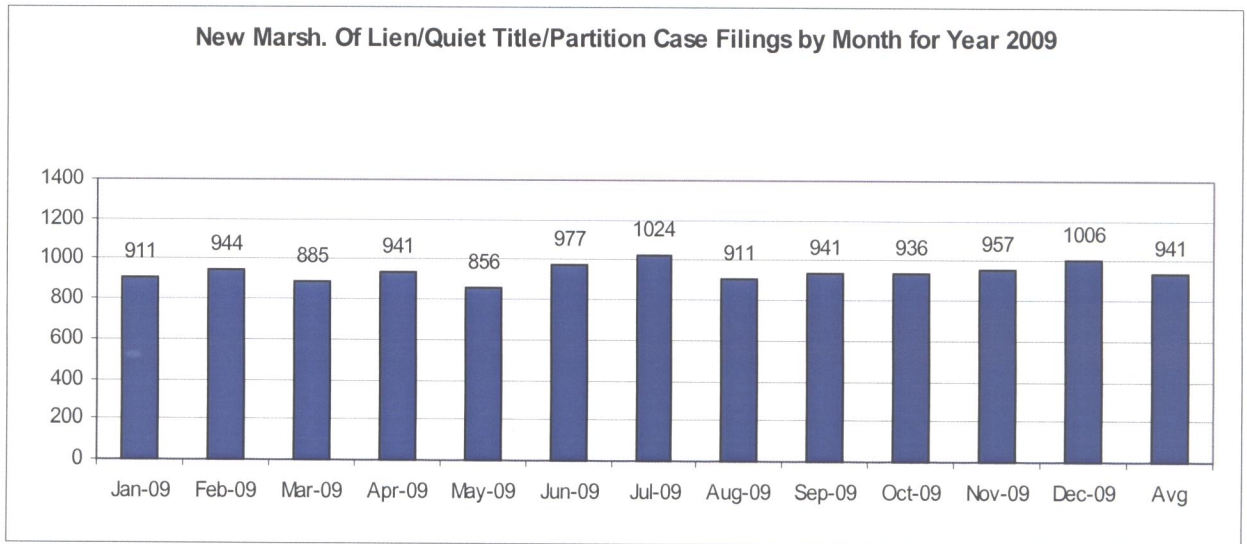
1. Total New Judicial Foreclosure Filings from 1995 – 2011 by year
2. Total New Marsh of Lien/Quiet Title/Partition Filings from 2009 – 2011 by month
3. Total New Tax Lien & Tax Certificate Filings for 2009 – 2011 by month
4. Total New Judicial Foreclosure Filings from 2009 – 2011 by month



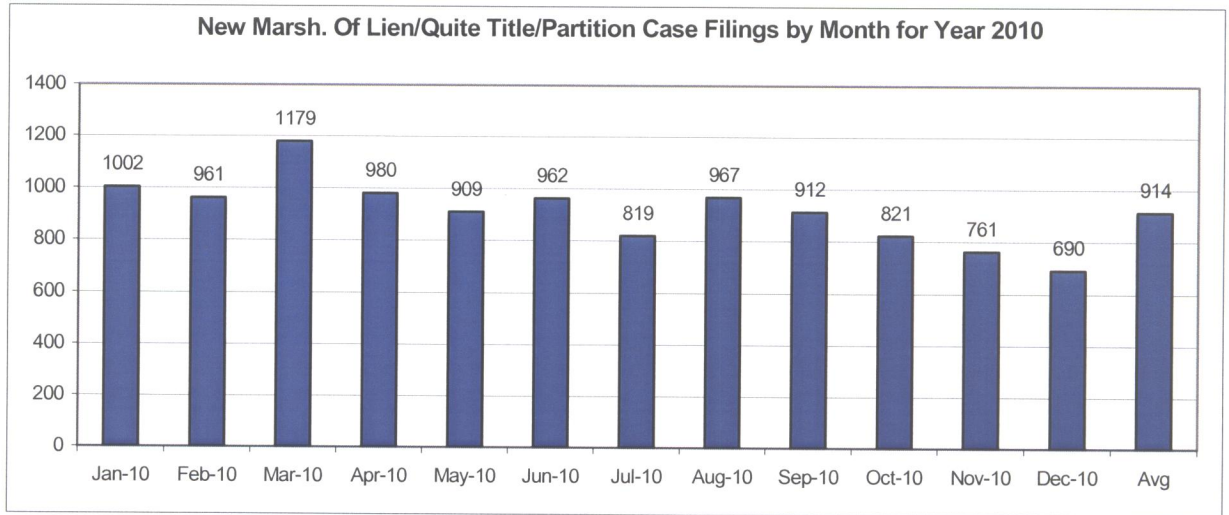
CUYAHOGA COUNTY COMMON PLEAS COURT

New Marsh. of Lien/Quiet Title/Partition Filings by Month for 2009 – 2011 YTD

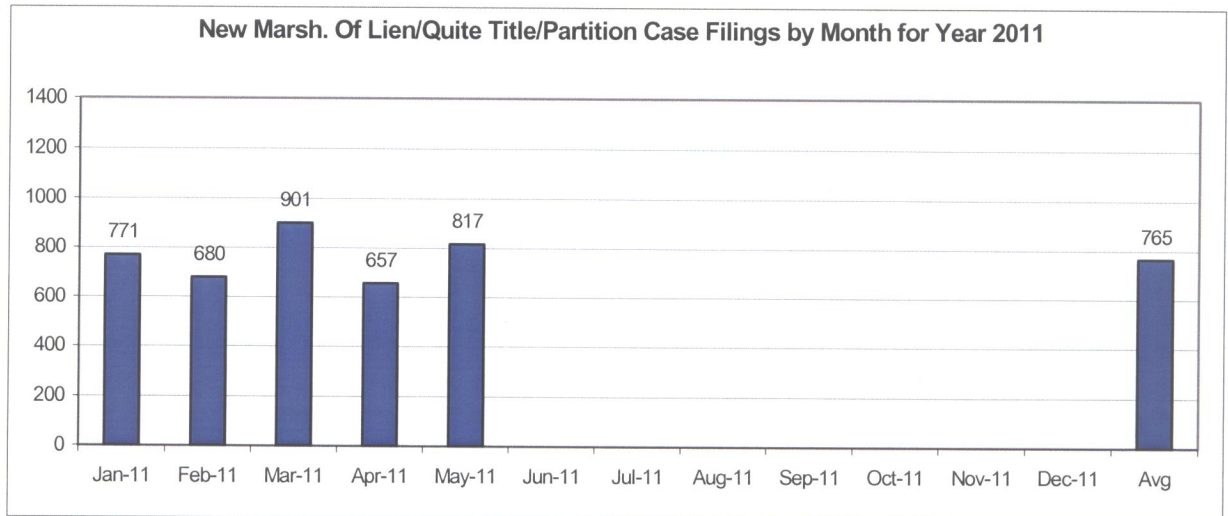
Month	# Filings
Jan-09	911
Feb-09	944
Mar-09	885
Apr-09	941
May-09	856
Jun-09	977
Jul-09	1024
Aug-09	911
Sep-09	941
Oct-09	936
Nov-09	957
Dec-09	1006
Avg	941
Total	11289



Month	# Filings
Jan-10	1002
Feb-10	961
Mar-10	1179
Apr-10	980
May-10	909
Jun-10	962
Jul-10	819
Aug-10	967
Sep-10	912
Oct-10	821
Nov-10	761
Dec-10	690
Avg	914
Total	10963



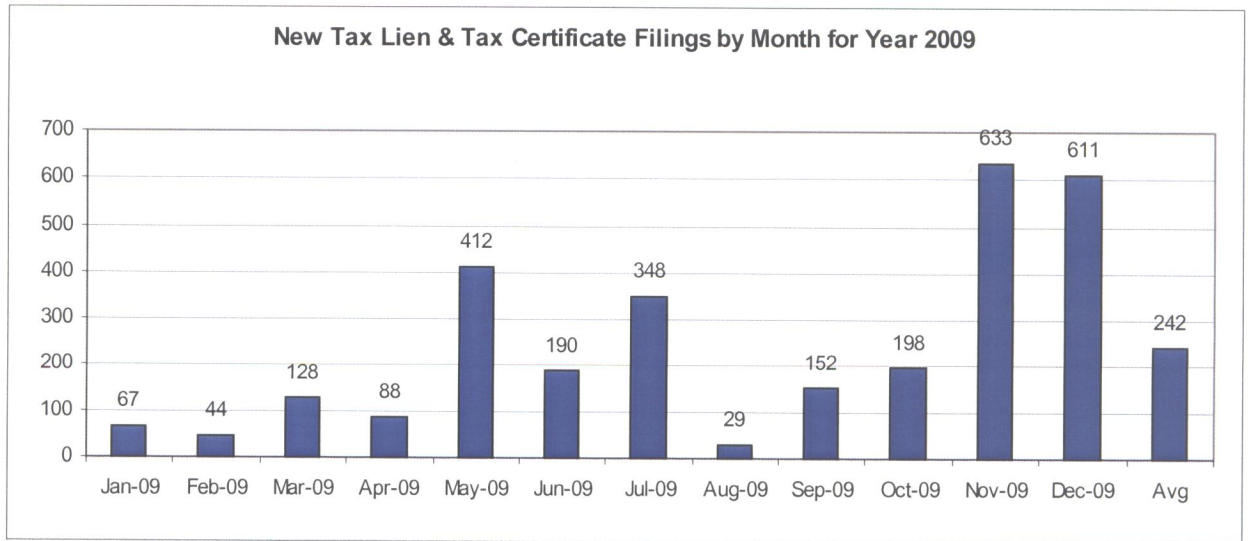
Month	# Filings
Jan-11	771
Feb-11	680
Mar-11	901
Apr-11	657
May-11	817
Jun-11	
Jul-11	
Aug-11	
Sep-11	
Oct-11	
Nov-11	
Dec-11	
Avg	765
Total	3826



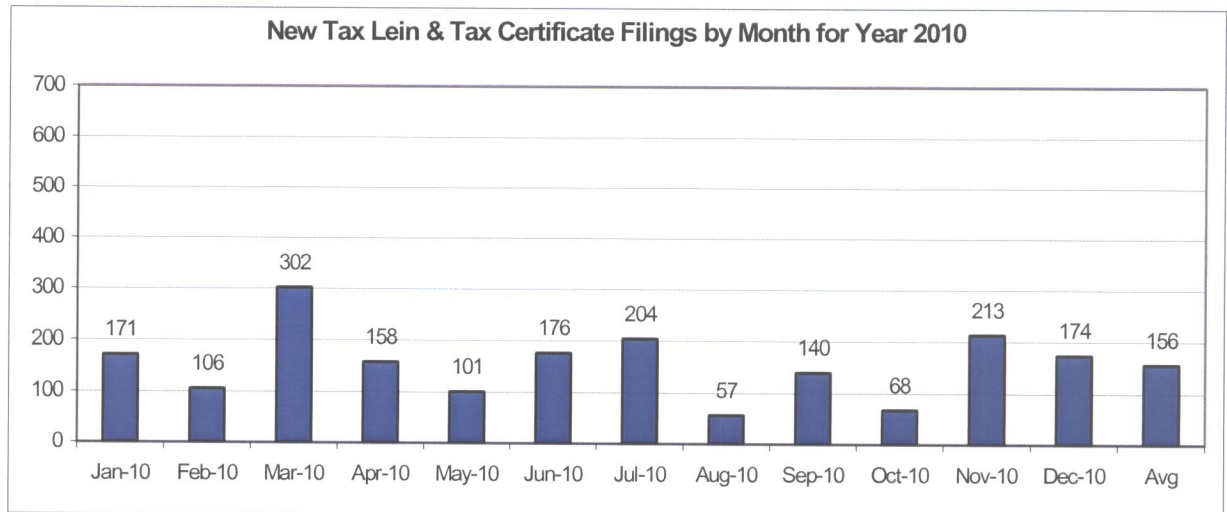
CUYAHOGA COUNTY COMMON PLEAS COURT

New Tax Lien & Certificate Filings by Month for Year 2009 – 2011 YTD

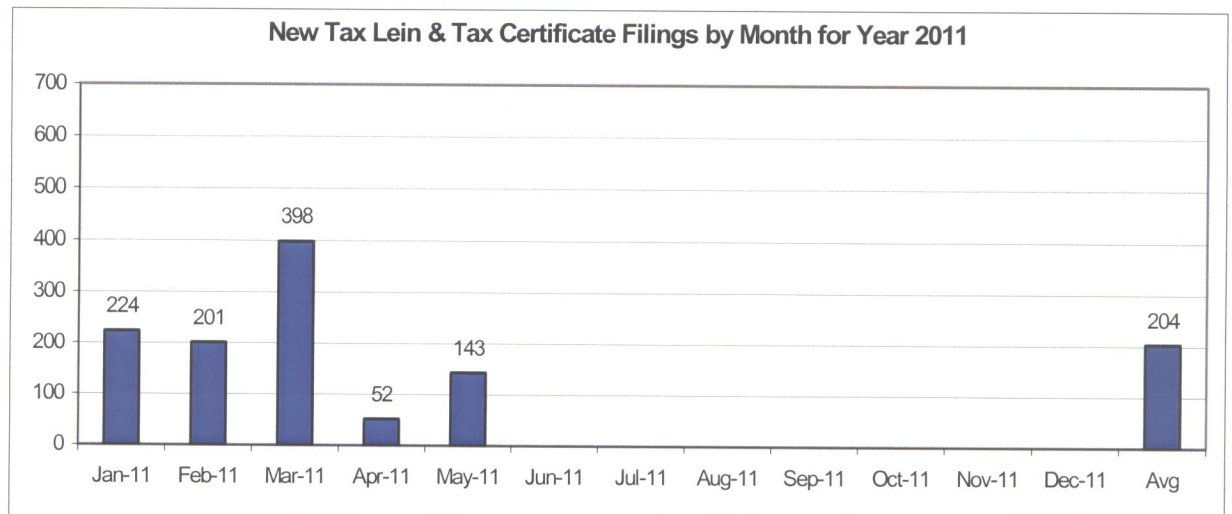
Month	# Filings
Jan-09	67
Feb-09	44
Mar-09	128
Apr-09	88
May-09	412
Jun-09	190
Jul-09	348
Aug-09	29
Sep-09	152
Oct-09	198
Nov-09	633
Dec-09	611
Avg	242
Total	2900



Month	# Filings
Jan-10	171
Feb-10	106
Mar-10	302
Apr-10	158
May-10	101
Jun-10	176
Jul-10	204
Aug-10	57
Sep-10	140
Oct-10	68
Nov-10	213
Dec-10	174
Avg	156
Total	1870



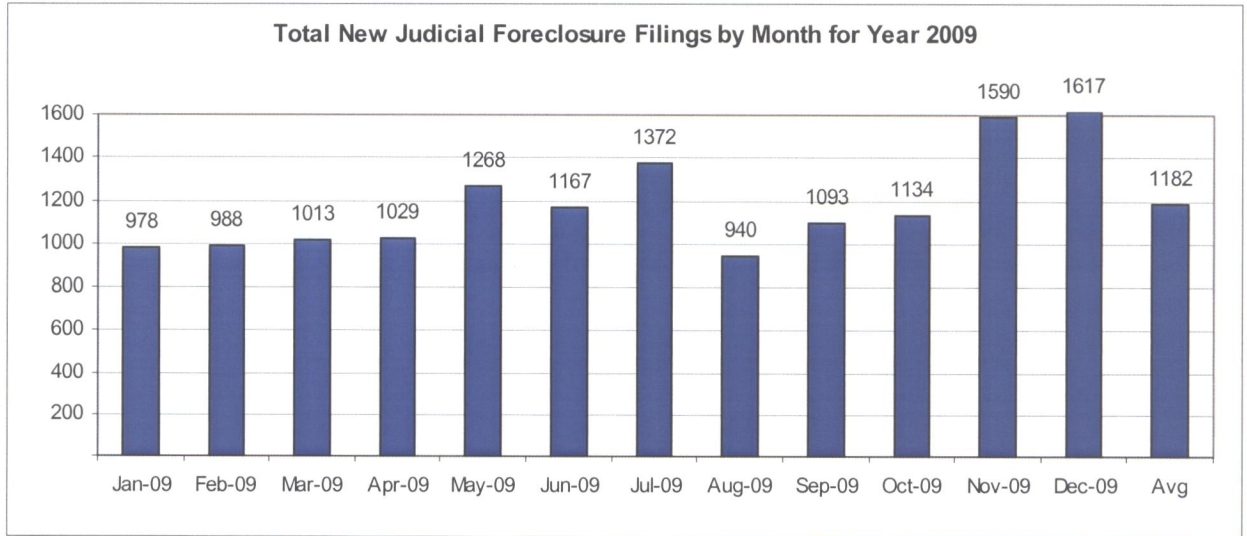
Month	# Filings
Jan-11	224
Feb-11	201
Mar-11	398
Apr-11	52
May-11	143
Jun-11	
Jul-11	
Aug-11	
Sep-11	
Oct-11	
Nov-11	
Dec-11	
Avg	204
Total	1018



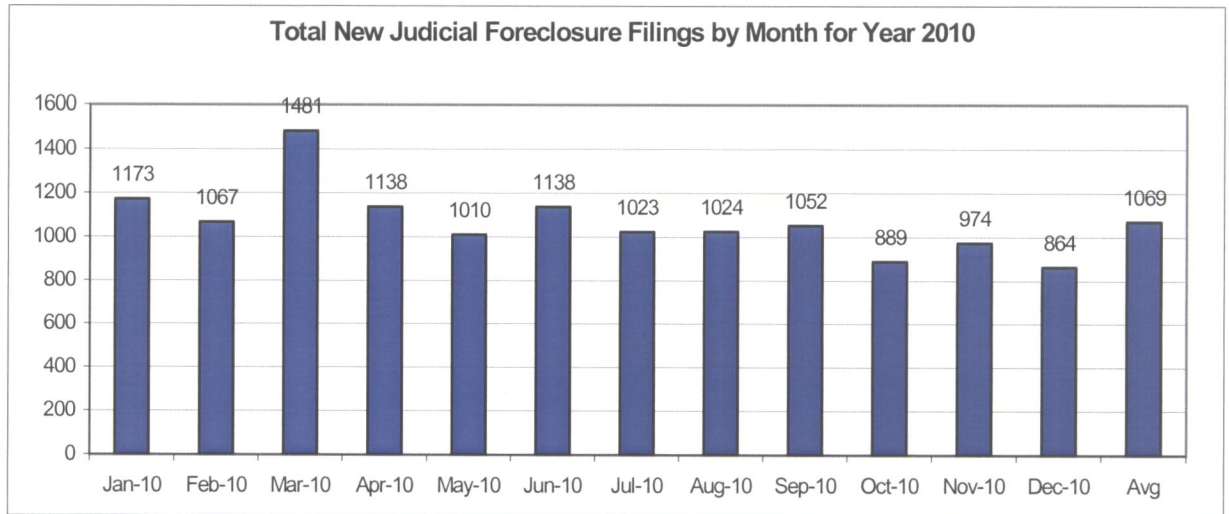
CUYAHOGA COUNTY COMMON PLEAS COURT

Total New Judicial Foreclosure Filings by Month for Year 2009 – 2011 YTD

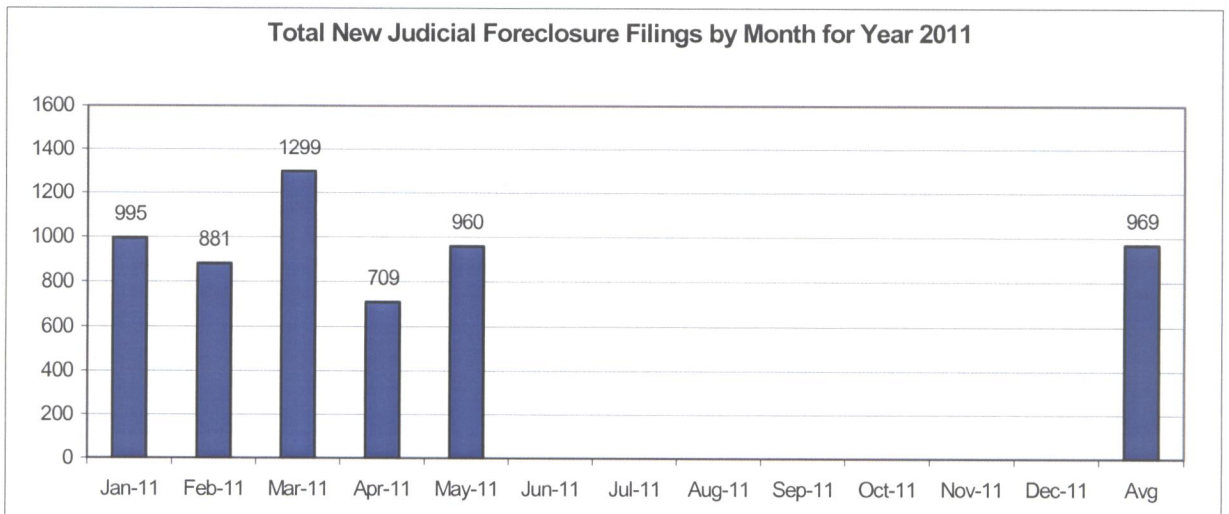
Month	# Filings
Jan-09	978
Feb-09	988
Mar-09	1013
Apr-09	1029
May-09	1268
Jun-09	1167
Jul-09	1372
Aug-09	940
Sep-09	1093
Oct-09	1134
Nov-09	1590
Dec-09	1617
Avg	1182
Total	14189



Month	# Filings
Jan-10	1173
Feb-10	1067
Mar-10	1481
Apr-10	1138
May-10	1010
Jun-10	1138
Jul-10	1023
Aug-10	1024
Sep-10	1052
Oct-10	889
Nov-10	974
Dec-10	864
Avg	1069
Total	12833



Month	# Filings
Jan-11	995
Feb-11	881
Mar-11	1299
Apr-11	709
May-11	960
Jun-11	
Jul-11	
Aug-11	
Sep-11	
Oct-11	
Nov-11	
Dec-11	
Avg	969
Total	4844



Magistrate's Monthly Reports

The Magistrates' Monthly Report consists of 5 reports. Below is a description of each.

Magistrate's Monthly Supplemental Journal Entry Report (R415)

Retrieves total number of supplemental entries and Decrees of Confirmation of Sheriff's sale created during a specific period. A supplemental entry is any journal created by a magistrate, which does not close out a case. For example, any magistrate's order (MG) setting a hearing, any journal entry (JE) ruling on a motion, journals confirming Sheriff's sales, etc.).

Magistrate's Full Disposition Count by Magistrate Report (R413)

Retrieves total number of cases disposed of during a specific period. The dispositions are grouped by Magistrate and then broken down by the type of disposition (i. e. Default, Dismissed with Prejudice, Dismissed without Prejudice, etc.) This report can be printed three different ways. Including tax cases (Full Dispositions), excluding tax cases (Non-Tax Dispositions), and Tax cases only (Tax Dispositions).

Magistrate's Monthly Cases Referred/Reinstated Report (R418)

Retrieves newly filed cases referred to the Magistrates Dept. and cases previously disposed by the Magistrates Dept. that are reinstated and re-referred to the magistrates. The cases are separated by Tax (filing code 1465; Tax Judicial Foreclosure & 1466; Tax Certificate Judicial Foreclosure) and Non-Tax (1460; Judicial Foreclosure Marsh. Of Lien, 1480; Partition, 1470; Quiet Title, misc. (i. e. 1391; Contract Other, etc.).

Magistrate's Monthly Hearing Totals Report (R3146)

Retrieves total number of hearings held during one month. The hearings are grouped by Magistrate and then broken down by what type hearing was held (i. e. Default, Pretrial, etc.).

Magistrate's Monthly Case Load Report (R3147)

Retrieves individual caseload totals for individual magistrates during a specific period. The cases are grouped by magistrate and then broken down by case type (i. e. tax judicial foreclosure, tax certificate judicial foreclosure and non-tax judicial foreclosure).

CUYAHOGA COUNTY COURT OF COMMON PLEAS

DATE: 06/15/2011
TIME: 3:30 PM

OFFICE OF THE MAGISTRATES
MAGISTRATE'S MONTHLY SUPPLEMENTALS BY CASE
REPORTING PERIOD: MAY 2011

PAGE: 1
CMSR415D

SUPPLEMENTALS

AUGUSTYN	210
BAKER	410
BUCHA	343
CUTHBERT	428
DYKE	341
GAUNTNER	486
GONZALEZ	197
HIPPLEY	215
JACKSON	290
KLEIN	218
LUCAS	308
OLSZTYN	474
VOZAR	328
WEISS	363
UNACCOUNTED FOR	0

TOTAL 4611

CONFIRMATIONS

TOTAL 297

CUYAHOGA COUNTY COURT OF COMMON PLEAS

OFFICE OF THE MAGISTRATES

Full Disposition Count by Magistrate

REPORTING PERIOD: FROM 05/01/2011 TO 05/31/2011

DATE: 06/15/2011

TIME: 3:32 PM

PAGE: 1

CMSR413

MagID	Dispose Type	Tax Cert.	Tax Treas.	Total
KCA	Bank	0	0	2
	Def	0	0	9
	Dism	0	0	32
	Ref. Vacate	0	0	0
	Court Trial	0	0	0
	Other	0	0	4
	MAG'S TOTAL		0	0

Decrees	366
Defaults	278
Other	88
Court Trial	0
Dismissals	594
Bankruptcy	49
Ref. Vacated	0
Grand Total	1009

GDB	Bank	0	0	6
	Def	0	0	31
	Dism	0	0	58
	Ref. Vacate	0	0	0
	Court Trial	0	0	0
	Other	0	0	6
	MAG'S TOTAL		0	0

SMB	Bank	0	0	2
	Def	0	0	23
	Dism	0	0	27
	Ref. Vacate	0	0	0
	Court Trial	0	0	0
	Other	0	0	3
	MAG'S TOTAL		0	0

ARC	Bank	0	0	2
	Def	0	0	19
	Dism	0	0	59
	Ref. Vacate	0	0	0
	Court Trial	0	0	0
	Other	0	0	1
	MAG'S TOTAL		0	0

JTD	Bank	0	0	5
	Def	0	0	37
	Dism	2	0	61
	Ref. Vacate	0	0	0
	Court Trial	0	0	0
	Other	0	2	5
	MAG'S TOTAL		2	2

TMG	Bank	0	0	8
	Def	0	0	14
	Dism	0	0	37
	Ref. Vacate	0	0	0
	Court Trial	0	0	0
	Other	0	0	2
	MAG'S TOTAL		0	0

TG	Bank	0	0	3
	Def	0	0	22
	Dism	0	0	39
	Ref. Vacate	0	0	0
	Court Trial	0	0	0
	Other	0	0	0
	MAG'S TOTAL		0	0

KH	Bank	0	0	4
	Def	0	0	30
	Dism	0	0	32

CUYAHOGA COUNTY COURT OF COMMON PLEAS

OFFICE OF THE MAGISTRATES

Full Disposition Count by Magistrate

REPORTING PERIOD: FROM 05/01/2011 TO 05/31/2011

PAGE: 2

CMSR413

DATE: 06/15/2011

TIME: 3:32 PM

MagID	Dispose Type	Tax Cert.	Tax Treas.	Total
	Ref. Vacate	0	0	0
	Court Trial	0	0	0
	Other	0	0	4
	<u>MAG'S TOTAL</u>	<u>0</u>	<u>0</u>	<u>70</u>
<hr/>				
JLJ	Bank	0	0	3
	Def	0	0	25
	Dism	0	0	67
	Ref. Vacate	0	0	0
	Court Trial	0	0	0
	Other	0	0	1
	<u>MAG'S TOTAL</u>	<u>0</u>	<u>0</u>	<u>96</u>
<hr/>				
MK	Bank	0	0	4
	Def	0	0	25
	Dism	0	0	40
	Ref. Vacate	0	0	0
	Court Trial	0	0	0
	Other	0	0	0
	<u>MAG'S TOTAL</u>	<u>0</u>	<u>0</u>	<u>69</u>
<hr/>				
PL	Bank	0	0	0
	Def	5	0	5
	Dism	10	7	17
	Ref. Vacate	0	0	0
	Court Trial	0	0	0
	Other	1	36	37
	<u>MAG'S TOTAL</u>	<u>16</u>	<u>43</u>	<u>59</u>
<hr/>				
CEO	Bank	0	0	4
	Def	0	0	19
	Dism	0	0	61
	Ref. Vacate	0	0	0
	Court Trial	0	0	0
	Other	0	0	1
	<u>MAG'S TOTAL</u>	<u>0</u>	<u>0</u>	<u>85</u>
<hr/>				
TJV	Bank	1	0	3
	Def	0	0	15
	Dism	0	0	36
	Ref. Vacate	0	0	0
	Court Trial	0	0	0
	Other	0	2	3
	<u>MAG'S TOTAL</u>	<u>1</u>	<u>2</u>	<u>57</u>
<hr/>				
CW	Bank	1	2	3
	Def	4	0	4
	Dism	21	7	28
	Ref. Vacate	0	0	0
	Court Trial	0	0	0
	Other	1	20	21
	<u>MAG'S TOTAL</u>	<u>27</u>	<u>29</u>	<u>56</u>

CUYAHOGA COUNTY COURT OF COMMON PLEAS

DATE: 06/15/2011
 TIME: 03:32 PM

OFFICE OF THE MAGISTRATES
 MAGISTRATE'S MONTHLY REF/REIN CASES
 FROM 05/01/2011 TO 05/31/2011

CMSR418

MAGISTRATE	NEW REFERRALS				REINSTATED			
	Tax Treas.	Tax Cert.	Non-Tax	Total	Tax Treas.	Tax Cert.	Non-Tax	Total
<u>AUGUSTYN/KEVIN/C</u>	0	0	41	41	0	0	0	0
<u>BAKER/GAIL/D</u>	0	0	55	55	0	0	8	8
<u>BUCHA/STEPHEN/M</u>	0	0	36	36	0	0	3	3
<u>CUTHBERT/AMY/R</u>	0	0	70	70	0	0	6	6
<u>DYKE/JOHN/T</u>	0	1	70	71	0	0	2	2
<u>GAUNTNER/TIMOTHY/M</u>	0	0	69	69	0	0	7	7
<u>GONZALEZ/TRACEY/</u>	0	0	74	74	0	0	7	7
<u>HIPPLEY/KEVIN/</u>	0	0	61	61	0	0	6	6
<u>JACKSON/JIM/L</u>	0	0	62	62	0	0	0	0
<u>KLEIN/MONICA/</u>	0	0	68	68	0	0	10	10
<u>LUCAS/PAUL/</u>	46	8	0	54	1	0	0	1
<u>OLSZTYN/CHRISTOPHER/E</u>	0	0	55	55	0	0	6	6
<u>VOZAR/THOMAS/J</u>	0	1	37	38	0	0	5	5
<u>WEISS/CAROL/</u>	41	9	0	50	0	1	0	1
<u>TOTAL</u>	87	19	698	804	1	1	60	62
<u>COMBINED TOTAL</u>	866							

CUYAHOGA COUNTY COURT OF COMMON PLEAS

OFFICE OF THE MAGISTRATES

MAG MONTHLY HEARING TOTALS

Reporting Period: May 2011

DATE: 06/15/2011

TIME: 03:33 PM

PAGE: 1

CMSR3146

Monthly Hearing Total 961

AUGUSTYN
 Default Hearings 31
 Tax Hearings 0
 Pretrials 14

 TOTAL: 45

BAKER
 Default Hearings 44
 Tax Hearings 0
 Pretrials 21

 TOTAL: 65

BUCHA
 Default Hearings 37
 Tax Hearings 2
 Pretrials 22

 TOTAL: 61

CUTHBERT
 Default Hearings 62
 Tax Hearings 0
 Pretrials 22

 TOTAL: 84

DYKE
 Default Hearings 24
 Tax Hearings 0
 Pretrials 7

 TOTAL: 31

GAUNTNER
 Default Hearings 58
 Tax Hearings 0
 Pretrials 24

 TOTAL: 82

GONZALEZ
 Default Hearings 36
 Tax Hearings 0
 Pretrials 3

 TOTAL: 39

HIPPLEY
 Default Hearings 55
 Tax Hearings 0
 Pretrials 6

 TOTAL: 61

JACKSON
 Default Hearings 65
 Tax Hearings 0
 Pretrials 21

 TOTAL: 86

KLEIN
 Default Hearings 34
 Tax Hearings 0
 Pretrials 10

 TOTAL: 44

CUYAHOGA COUNTY COURT OF COMMON PLEAS

OFFICE OF THE MAGISTRATES
MAG MONTHLY HEARING TOTALS
Reporting Period: May 2011

DATE: 06/15/2011
TIME: 03:33 PM

PAGE: 2
CMSR3146

TOTAL:	44
LUCAS	
Default Hearings	2
Tax Hearings	65
Pretrials	38
<hr/>	
TOTAL:	105
OLSZTYN	
Default Hearings	63
Tax Hearings	0
Pretrials	10
<hr/>	
TOTAL:	73
VOZAR	
Default Hearings	43
Tax Hearings	4
Pretrials	30
<hr/>	
TOTAL:	77
WEISS	
Default Hearings	1
Tax Hearings	86
Pretrials	21
<hr/>	
TOTAL:	108

CUYAHOGA COUNTY COURT OF COMMON PLEAS

DATE: 06/15/2011
 TIME: 3:34 PM

Office of the Magistrates
 Magistrate's Monthly Case Load
 MONTH: MAY 2011

PAGE: 1
 CMSR3147

Magistrate Name	Non Tax Total	Tax Cert.	Tax Treas.	Total Tax	Total Cases
AUGUSTYN	252	0	0	0	252
BAKER	491	0	0	0	491
BUCHA	346	9	5	14	360
CUTHBERT	530	0	0	0	530
DYKE	429	23	14	37	466
GAUNTNER	537	0	0	0	537
GONZALEZ	619	0	0	0	619
HIPPLEY	754	1	0	1	755
JACKSON	553	1	0	1	554
KLEIN	566	0	0	0	566
LUCAS	6	618	489	1107	1113
OLSZTYN	446	0	0	0	446
VOZAR	504	34	13	47	551
WEISS	0	478	426	904	904
Non Tax Total:	6033	Cert. Tax Total: 1164	Tax Treas. Total: 947	Total Tax: 2111	Total Cases: 8144

CUYAHOGA COUNTY COMMON PLEAS COURT

Report CMSR1062 - Judicial Foreclosure Statistics by Judge

Report CMSR1062 provides a list of judicial foreclosure case activity for each Judge. The report identifies how many cases were pending at the beginning of the period. The new cases filed and cases that were transferred in or reactivated are added to the number pending at the beginning of the period. It then shows the type and number of terminations for the period. The total terminations are subtracted from the total pending which provides the pending at the end of the period.

CUYAHOGA COUNTY COURT OF COMMON PLEAS

DATE: 06/15/2011
 TIME: 03:44 PM

Foreclosure Statistics by Judge
 Reporting Period: May 2011

PAGE: 1
 CMSR1062

Judge							
AMBROSE, DICK							
Pending at Beg of Period			New Cases Filed		Cases Transferred In / Reactivated		Total
	186		20		28		234
Terminations							
	Bankruptcy	Default	RefVacated	Court Trial	Dismiss	Other	Total
	2	6	0	0	24	19	51
	Total Pending at End of Period						183
ASTRAB, MICHAEL							
Pending at Beg of Period			New Cases Filed		Cases Transferred In / Reactivated		Total
	248		24		18		290
Terminations							
	Bankruptcy	Default	RefVacated	Court Trial	Dismiss	Other	Total
	4	12	0	0	24	23	63
	Total Pending at End of Period						227
BURNSIDE, JANET R							
Pending at Beg of Period			New Cases Filed		Cases Transferred In / Reactivated		Total
	229		28		20		277
Terminations							
	Bankruptcy	Default	RefVacated	Court Trial	Dismiss	Other	Total
	1	9	0	0	24	19	53
	Total Pending at End of Period						224
CALABRESE, DEENA R							
Pending at Beg of Period			New Cases Filed		Cases Transferred In / Reactivated		Total
	240		30		17		287
Terminations							
	Bankruptcy	Default	RefVacated	Court Trial	Dismiss	Other	Total
	1	8	0	0	25	13	47
	Total Pending at End of Period						240
CLANCY, MAUREEN							
Pending at Beg of Period			New Cases Filed		Cases Transferred In / Reactivated		Total
	224		27		17		268
Terminations							
	Bankruptcy	Default	RefVacated	Court Trial	Dismiss	Other	Total
	2	11	0	0	11	17	41
	Total Pending at End of Period						227
CORRIGAN, BRIAN J							
Pending at Beg of Period			New Cases Filed		Cases Transferred In / Reactivated		Total
	223		29		12		264
Terminations							
	Bankruptcy	Default	RefVacated	Court Trial	Dismiss	Other	Total
	0	0	0	0	15	13	28
	Total Pending at End of Period						236
CORRIGAN, PETER J							
Pending at Beg of Period			New Cases Filed		Cases Transferred In / Reactivated		Total
	189		24		20		233
Terminations							
	Bankruptcy	Default	RefVacated	Court Trial	Dismiss	Other	Total
	2	8	0	0	23	19	52
	Total Pending at End of Period						181
DONNELLY, MICHAEL P							

CUYAHOGA COUNTY COURT OF COMMON PLEAS

DATE: 06/15/2011
TIME: 03:44 PM

Foreclosure Statistics by Judge
Reporting Period: May 2011

PAGE: 2
CMSR1062

Judge							
	Pending at Beg of Period		New Cases Filed	Cases Transferred In / Reactivated			Total
	280		30	14			324
Terminations	Bankruptcy	Default	RefVacated	Court Trial	Dismiss	Other	Total
	0	13	0	0	17	16	46
Total Pending at End of Period							278
FRIEDLAND, CAROLYN B							
	Pending at Beg of Period		New Cases Filed	Cases Transferred In / Reactivated			Total
	188		28	21			237
Terminations	Bankruptcy	Default	RefVacated	Court Trial	Dismiss	Other	Total
	1	8	0	0	14	17	40
Total Pending at End of Period							197
FRIEDMAN, STUART A							
	Pending at Beg of Period		New Cases Filed	Cases Transferred In / Reactivated			Total
	297		30	15			342
Terminations	Bankruptcy	Default	RefVacated	Court Trial	Dismiss	Other	Total
	3	7	0	0	12	12	34
Total Pending at End of Period							308
FUERST, NANCY A							
	Pending at Beg of Period		New Cases Filed	Cases Transferred In / Reactivated			Total
	143		12	6			161
Terminations	Bankruptcy	Default	RefVacated	Court Trial	Dismiss	Other	Total
	1	5	0	0	6	13	25
Total Pending at End of Period							136
GALLAGHER, EILEEN A							
	Pending at Beg of Period		New Cases Filed	Cases Transferred In / Reactivated			Total
	7		0	4			11
Terminations	Bankruptcy	Default	RefVacated	Court Trial	Dismiss	Other	Total
	0	0	0	0	0	0	0
Total Pending at End of Period							11
GALLAGHER, EILEEN T							
	Pending at Beg of Period		New Cases Filed	Cases Transferred In / Reactivated			Total
	190		25	16			231
Terminations	Bankruptcy	Default	RefVacated	Court Trial	Dismiss	Other	Total
	2	7	0	0	13	16	38
Total Pending at End of Period							193
GALLAGHER, HOLLIE L							
	Pending at Beg of Period		New Cases Filed	Cases Transferred In / Reactivated			Total
	186		31	22			239
Terminations	Bankruptcy	Default	RefVacated	Court Trial	Dismiss	Other	Total
	1	5	0	0	20	16	42
Total Pending at End of Period							197
GAUL, DANIEL							

CUYAHOGA COUNTY COURT OF COMMON PLEAS

DATE: 06/15/2011
TIME: 03:44 PM

Foreclosure Statistics by Judge
Reporting Period: May 2011

PAGE: 3
CMSR1062

Judge							
	Pending at Beg of Period		New Cases Filed	Cases Transferred In / Reactivated			Total
	295		22	19			336
Terminations	Bankruptcy	Default	RefVacated	Court Trial	Dismiss	Other	Total
	1	8	0	0	16	24	49
Total Pending at End of Period							287
MASON, LANCE T							
	Pending at Beg of Period		New Cases Filed	Cases Transferred In / Reactivated			Total
	246		32	11			289
Terminations	Bankruptcy	Default	RefVacated	Court Trial	Dismiss	Other	Total
	0	8	0	0	27	17	52
Total Pending at End of Period							237
MATIA, DAVID T							
	Pending at Beg of Period		New Cases Filed	Cases Transferred In / Reactivated			Total
	226		31	11			268
Terminations	Bankruptcy	Default	RefVacated	Court Trial	Dismiss	Other	Total
	2	10	0	0	19	9	40
Total Pending at End of Period							228
MCCLELLAND, ROBERT C							
	Pending at Beg of Period		New Cases Filed	Cases Transferred In / Reactivated			Total
	134		31	15			180
Terminations	Bankruptcy	Default	RefVacated	Court Trial	Dismiss	Other	Total
	1	5	0	0	12	15	33
Total Pending at End of Period							147
MCCORMICK, TIMOTHY							
	Pending at Beg of Period		New Cases Filed	Cases Transferred In / Reactivated			Total
	195		38	19			252
Terminations	Bankruptcy	Default	RefVacated	Court Trial	Dismiss	Other	Total
	1	6	0	0	23	32	62
Total Pending at End of Period							190
MCDONNELL, NANCY R							
	Pending at Beg of Period		New Cases Filed	Cases Transferred In / Reactivated			Total
	221		33	15			269
Terminations	Bankruptcy	Default	RefVacated	Court Trial	Dismiss	Other	Total
	5	4	0	0	14	17	40
Total Pending at End of Period							229
MCGINTY, TIMOTHY J							
	Pending at Beg of Period		New Cases Filed	Cases Transferred In / Reactivated			Total
	218		33	17			268
Terminations	Bankruptcy	Default	RefVacated	Court Trial	Dismiss	Other	Total
	0	15	0	0	14	38	67
Total Pending at End of Period							201
MCMONAGLE, RICHARD J							

CUYAHOGA COUNTY COURT OF COMMON PLEAS

DATE: 06/15/2011
TIME: 03:44 PM

Foreclosure Statistics by Judge
Reporting Period: May 2011

PAGE: 4
CMSR1062

Judge							
	Pending at Beg of Period		New Cases Filed		Cases Transferred In / Reactivated		Total
	171		15		11		197
Terminations	Bankruptcy	Default	RefVacated	Court Trial	Dismiss	Other	Total
	1	7	0	0	2	9	19
	Total Pending at End of Period						178
O'DONNELL, JOHN P							
	Pending at Beg of Period		New Cases Filed		Cases Transferred In / Reactivated		Total
	185		15		4		204
Terminations	Bankruptcy	Default	RefVacated	Court Trial	Dismiss	Other	Total
	1	2	0	0	15	8	26
	Total Pending at End of Period						178
RUSSO, JOHN J							
	Pending at Beg of Period		New Cases Filed		Cases Transferred In / Reactivated		Total
	196		26		24		246
Terminations	Bankruptcy	Default	RefVacated	Court Trial	Dismiss	Other	Total
	1	6	0	0	14	11	32
	Total Pending at End of Period						214
RUSSO, JOSEPH D							
	Pending at Beg of Period		New Cases Filed		Cases Transferred In / Reactivated		Total
	198		30		10		238
Terminations	Bankruptcy	Default	RefVacated	Court Trial	Dismiss	Other	Total
	0	4	0	0	19	13	36
	Total Pending at End of Period						202
RUSSO, MICHAEL J							
	Pending at Beg of Period		New Cases Filed		Cases Transferred In / Reactivated		Total
	207		32		19		258
Terminations	Bankruptcy	Default	RefVacated	Court Trial	Dismiss	Other	Total
	1	7	0	0	16	15	39
	Total Pending at End of Period						219
RUSSO, NANCY MARGARET							
	Pending at Beg of Period		New Cases Filed		Cases Transferred In / Reactivated		Total
	154		36		5		195
Terminations	Bankruptcy	Default	RefVacated	Court Trial	Dismiss	Other	Total
	2	12	0	0	14	11	39
	Total Pending at End of Period						156
SAFFOLD, SHIRLEY STRICKI							
	Pending at Beg of Period		New Cases Filed		Cases Transferred In / Reactivated		Total
	231		32		8		271
Terminations	Bankruptcy	Default	RefVacated	Court Trial	Dismiss	Other	Total
	1	10	0	0	21	19	51
	Total Pending at End of Period						220
SHEEHAN, BRENDAN J							

CUYAHOGA COUNTY COURT OF COMMON PLEAS

DATE: 06/15/2011
TIME: 03:44 PM

Foreclosure Statistics by Judge
Reporting Period: May 2011

PAGE: 5
CMSR1062

Judge							
	Pending at Beg of Period		New Cases Filed		Cases Transferred In / Reactivated		Total
	209		29		21		259
Terminations	Bankruptcy	Default	RefVacated	Court Trial	Dismiss	Other	Total
	1	10	0	0	15	8	34
	Total Pending at End of Period						225
SUSTER, RONALD							
	Pending at Beg of Period		New Cases Filed		Cases Transferred In / Reactivated		Total
	244		36		18		298
Terminations	Bankruptcy	Default	RefVacated	Court Trial	Dismiss	Other	Total
	1	10	0	0	17	18	46
	Total Pending at End of Period						252
SUTULA, JOHN D							
	Pending at Beg of Period		New Cases Filed		Cases Transferred In / Reactivated		Total
	278		25		14		317
Terminations	Bankruptcy	Default	RefVacated	Court Trial	Dismiss	Other	Total
	1	11	0	0	11	20	43
	Total Pending at End of Period						274
SUTULA, KATHLEEN ANN							
	Pending at Beg of Period		New Cases Filed		Cases Transferred In / Reactivated		Total
	220		32		10		262
Terminations	Bankruptcy	Default	RefVacated	Court Trial	Dismiss	Other	Total
	2	16	0	0	33	16	67
	Total Pending at End of Period						195
SYNENBERG, JOAN							
	Pending at Beg of Period		New Cases Filed		Cases Transferred In / Reactivated		Total
	224		28		15		267
Terminations	Bankruptcy	Default	RefVacated	Court Trial	Dismiss	Other	Total
	2	10	0	0	34	18	64
	Total Pending at End of Period						203
TERRY, STEVEN J							
	Pending at Beg of Period		New Cases Filed		Cases Transferred In / Reactivated		Total
	211		26		23		260
Terminations	Bankruptcy	Default	RefVacated	Court Trial	Dismiss	Other	Total
	2	6	0	0	10	19	37
	Total Pending at End of Period						223
VILLANUEVA, JOSE A							
	Pending at Beg of Period		New Cases Filed		Cases Transferred In / Reactivated		Total
	255		39		8		302
Terminations	Bankruptcy	Default	RefVacated	Court Trial	Dismiss	Other	Total
	2	8	0	0	9	26	45
	Total Pending at End of Period						257

Monthly Summary

MONTHLY SUMMARY

May 2011

NAME	PEND	ASSIGNED			TRIALS						DISP	PENDING				+ -
		CV	CR	TOT	JURY			COURT				CV	FR	CR	TOT	
					CV	CR	TOT	CV	CR	TOT		CV	FR	CR	TOT	
Dick Ambrose	534	100	36	136	1	0	1	0	0	0	128	231	183	128	542	- 8
Michael K. Astrab	625	90	43	133	0	0	0	0	0	0	143	226	226	163	615	+ 10
Janet R. Burnside	662	94	30	124	0	0	0	0	0	0	136	286	227	137	650	+ 12
Deena R. Calabrese	659	91	43	134	0	0	0	1	0	1	121	300	239	133	672	- 13
Maureen Clancy	601	91	35	126	0	0	0	0	0	0	128	260	227	112	599	+ 2
Brian J. Corrigan	736	84	39	123	2	0	2	0	2	2	112	354	235	158	747	- 11
Peter J. Corrigan	559	94	36	130	1	0	1	0	0	0	131	246	202	110	558	+ 1
Michael P. Donnelly	600	91	32	123	0	1	1	0	0	0	124	253	278	68	599	+ 1
Carolyn B. Friedland	629	95	31	126	0	0	0	0	1	1	147	273	210	125	608	+ 21
Stuart A. Friedman	722	89	42	131	0	0	0	0	0	0	111	271	319	152	742	- 20
Nancy A. Fuerst	313	45	8	53	0	0	0	0	0	0	63	149	137	17	303	+ 10
Eileen T. Gallagher	527	87	18	105	0	1	1	0	0	0	112	239	196	85	520	+ 7
Hollie L. Gallagher	539	99	42	141	0	1	1	0	0	0	103	271	201	105	577	- 38
Daniel Gaul	727	91	42	133	0	1	1	0	0	0	119	272	287	182	741	- 14
Lance T. Mason	679	85	39	124	0	0	0	0	0	0	145	279	249	130	658	+ 21
David T. Matia	602	87	74	161	1	0	1	0	0	0	132	269	230	132	631	- 29
Robert C. McClelland	524	91	35	126	1	0	1	0	1	1	99	258	148	145	551	- 27
Timothy McCormick	580	90	39	129	0	0	0	0	1	1	177	239	189	104	532	+ 48
Nancy R. McDonnell	563	87	31	118	1	0	1	0	1	1	118	237	238	88	563	0
Timothy J. McGinty	493	89	34	123	0	1	1	0	0	0	161	202	201	52	455	+ 38
Richard J. McMonagle	674	71	29	100	0	0	0	0	0	0	93	397	186	98	681	- 7
John P. O'Donnell	521	70	31	101	0	0	0	0	0	0	80	288	185	69	542	- 21
John J. Russo	519	97	24	121	0	0	0	0	0	0	132	229	214	65	508	+ 11
Joseph D. Russo	604	84	36	120	1	0	1	0	0	0	130	251	201	142	594	+ 10
Michael J. Russo	573	93	27	120	0	2	2	1	0	1	133	230	221	109	560	+ 13
Nancy Margaret Russo	416	77	36	113	0	1	1	0	0	0	150	147	158	74	379	+ 37
Shirley Strickland Saffold	663	88	30	118	2	0	2	0	0	0	146	274	220	141	635	+ 28
Brendan J. Sheehan	508	96	31	127	2	3	5	0	0	0	134	190	225	86	501	+ 7
Ronald Suster	756	94	36	130	0	0	0	0	1	1	128	281	253	224	758	- 2
John D. Sutula	694	84	35	119	0	0	0	0	0	0	120	267	273	153	693	+ 1
Kathleen Ann Sutula	599	87	50	137	0	1	1	0	3	3	172	236	196	132	564	+ 35
Joan Synenberg	733	89	36	125	0	0	0	0	0	0	171	342	202	143	687	+ 46
Steven J. Terry	646	98	42	140	3	1	4	0	0	0	128	275	223	160	658	- 12
José A. Villanueva	599	84	34	118	1	0	1	0	0	0	112	258	280	67	605	- 6
TOTALS	20379	2982	1206	4188	16	13	29	2	10	12	4339	8780	7459	3989	20228	+ 151

Year to Date Summary

SUMMARY FOR THE COURT

January - May 2011

NAME	PEND	ASSIGNED			TRIALS						DISP	PENDING				+ -
		CV	CR	TOT	JURY			COURT				CV	FR	CR	TOT	
		CV	CR	TOT	CV	CR	TOT	CV	CR	TOT		CV	FR	CR	TOT	
Dick Ambrose	629	455	193	648	3	4	7	2	2	4	735	231	183	128	542	+ 87
Michael K. Astrab	647	418	164	582	1	5	6	0	0	0	614	226	226	163	615	+ 32
Janet R. Burnside	675	447	206	653	0	0	0	0	3	3	678	286	227	137	650	+ 25
Deena R. Calabrese	704	438	203	641	2	0	2	1	1	2	673	300	239	133	672	+ 32
Maureen Clancy	649	420	188	608	2	2	4	1	0	1	658	260	227	112	599	+ 50
Brian J. Corrigan	757	428	199	627	4	1	5	0	3	3	637	354	235	158	747	+ 10
Peter J. Corrigan	617	466	209	675	2	3	5	1	0	1	734	246	202	110	558	+ 59
Michael P. Donnelly	662	428	168	596	4	3	7	2	2	4	659	253	278	68	599	+ 63
Carolyn B. Friedland	778	445	194	639	2	2	4	2	3	5	809	273	210	125	608	+ 170
Stuart A. Friedman	729	436	196	632	3	1	4	1	5	6	619	271	319	152	742	- 13
Nancy A. Fuerst	362	237	48	285	1	4	5	0	2	2	344	149	137	17	303	+ 59
Eileen T. Gallagher	586	450	165	615	0	4	4	1	0	1	681	239	196	85	520	+ 66
Hollie L. Gallagher	594	479	156	635	0	1	1	0	1	1	652	271	201	105	577	+ 17
Daniel Gaul	779	435	225	660	0	5	5	1	2	3	698	272	287	182	741	+ 38
Lance T. Mason	688	424	205	629	0	6	6	0	2	2	659	279	249	130	658	+ 30
David T. Matia	656	434	249	683	4	2	6	0	0	0	708	269	230	132	631	+ 25
Robert C. McClelland	591	350	172	522	2	1	3	0	3	3	562	258	148	145	551	+ 40
Timothy McCormick	633	434	224	658	1	2	3	0	7	7	759	239	189	104	532	+ 101
Nancy R. McDonnell	591	439	190	629	2	1	3	1	2	3	657	237	238	88	563	+ 28
Timothy J. McGinty	552	470	183	653	2	6	8	0	0	0	750	202	201	52	455	+ 97
Richard J. McMonagle	694	388	131	519	1	3	4	0	0	0	532	397	186	98	681	+ 13
John P. O'Donnell	566	377	98	475	3	3	6	3	0	3	499	288	185	69	542	+ 24
John J. Russo	581	453	182	635	3	3	6	0	2	2	708	229	214	65	508	+ 73
Joseph D. Russo	713	432	182	614	3	1	4	0	1	1	733	251	201	142	594	+ 119
Michael J. Russo	633	448	165	613	0	3	3	3	0	3	686	230	221	109	560	+ 73
Nancy Margaret Russo	398	427	196	623	1	7	8	0	3	3	642	147	158	74	379	+ 19
Shirley Strickland Saffold	727	437	190	627	3	2	5	0	2	2	719	274	220	141	635	+ 92
Brendan J. Sheehan	555	465	204	669	5	8	13	0	5	5	723	190	225	86	501	+ 54
Ronald Suster	808	440	216	656	2	2	4	0	4	4	706	281	253	224	758	+ 50
John D. Sutula	743	417	195	612	0	2	2	0	2	2	662	267	273	153	693	+ 50
Kathleen Ann Sutula	604	423	220	643	0	5	5	1	3	4	683	236	196	132	564	+ 40
Joan Synenberg	754	423	210	633	0	2	2	0	2	2	700	342	202	143	687	+ 67
Steven J. Terry	727	452	208	660	5	3	8	0	7	7	729	275	223	160	658	+ 69
José A. Villanueva	668	425	173	598	2	5	7	1	0	1	661	258	280	67	605	+ 63
TOTALS	22050	14540	6307	20847	63	102	165	21	69	90	22669	8780	7459	3989	20228	+ 1822

Corrections/Adjustments

CUYAHOGA COUNTY COMMON PLEAS COURT

There was a minor error in the *New Marsh. Of Lien/Quite Title/Partition Case Filings by Month, Total New Judicial Foreclosure Filings by Month for Year 2011 and Total New Judicial Foreclosure Filings 1996-2011* for the month of January 2011.

The following charts reflect the **original** and **corrected** numbers.

