



CUYAHOGA COUNTY COMMON PLEAS COURT

***Statistics Report
February 2011***

***Nancy A. Fuerst
Administrative and Presiding Judge***

TABLE OF CONTENTS

Criminal Statistics

Newly Filed, Re-Activated And Transferred In Cases _____	4
Yearly Criminal Terminations _____	5
Pending Criminal Cases End of Period _____	6
Clearance Rate _____	7
Arrest to Disposition Timeline _____	8
Average Arrest to Disposition Timeline (Jail Cases) _____	9
Average Arrest to Disposition Timeline (Non-Jail Cases) _____	10
Average Arrest to Disposition Timeline (Jail and Non-Jail Cases) _____	11
Yearly Average Arrest to Disposition Timeline _____	12
Bail Case Arraignment Activity _____	14
Overall Arraignment Statistics _____	15

Foreclosure Statistics

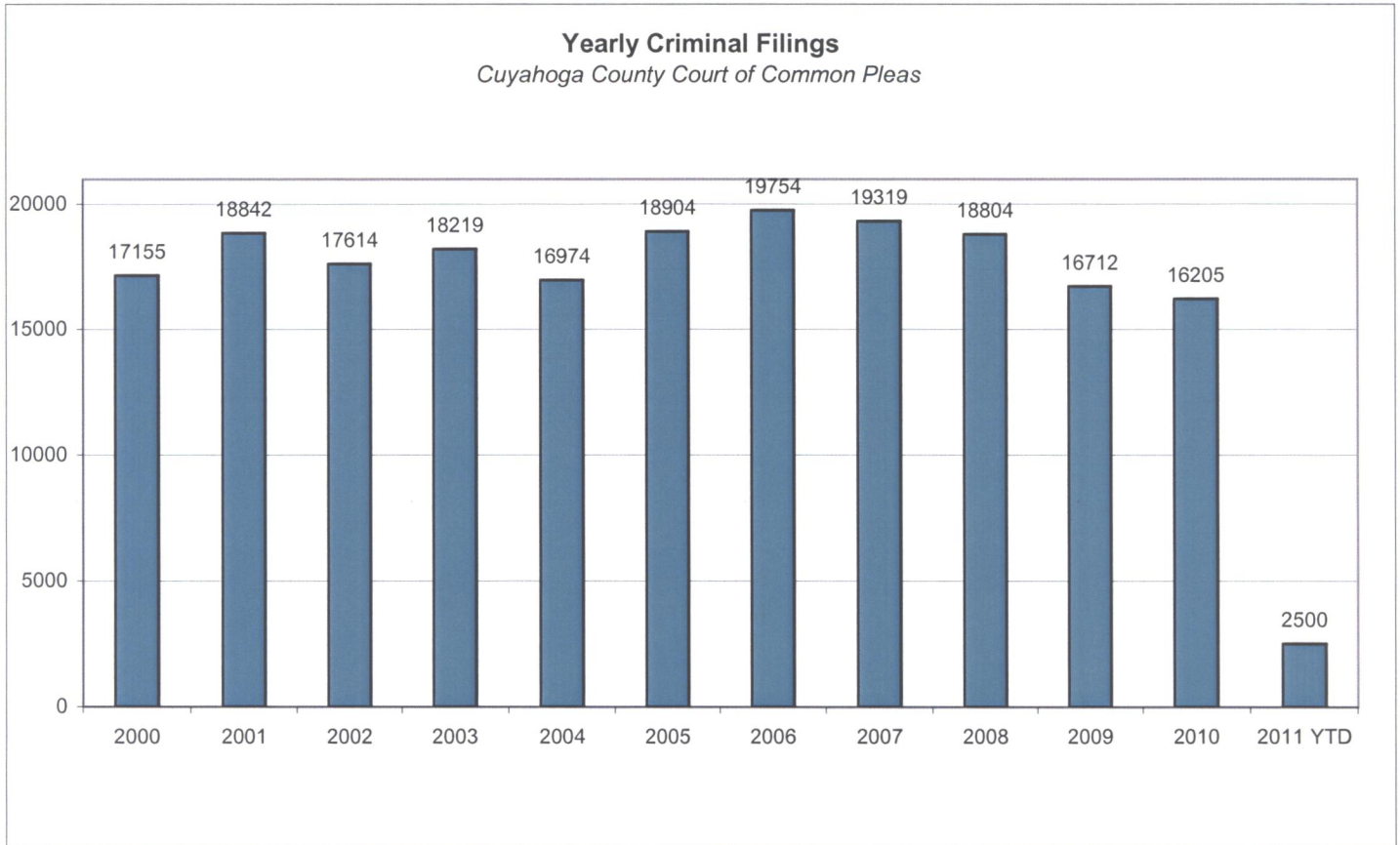
Total Pending Judicial Foreclosure Cases Referred to Magistrates (A) _____	17
Total Pending Judicial Foreclosure Cases Referred to Magistrates (B) _____	18
Total Pending Judicial Foreclosure Cases Referred to Magistrates (C) _____	19
Total Pending Tax Lien & Certificate Cases Referred to Magistrates (A) _____	20
Total Pending Tax Lien & Certificate Cases Referred to Magistrates (B) _____	21
Total Pending Tax Lien & Certificate Cases Referred to Magistrates (C) _____	22
Percentage of Pending Judicial Foreclosure Cases By Filing Year _____	23
Judicial Foreclosure Clearance Rate Year 2009 _____	24
Judicial Foreclosure Clearance Rate Year 2010 _____	25
Judicial Foreclosure Clearance Rate Year 2011 _____	26
Avg. Number of Days to Disp. (Excl. Bank. Stays & Tax Lien & Tax Cert.) _____	27
Avg. Number of Days to Disp. (Excl. Bank. Stays & Incl. Tax Lien & Tax Cert.) _____	28
Total New Judicial Foreclosure Filings _____	29
New Marsh. of Lien/Quiet Title/Partion Filings by Month for 2009 – 2011 YTD _____	30
New Tax Lien & Certificate Filings by Month for Year 2009 – 2011 YTD _____	31
Total New Judicial Foreclosure Filings by Month for Year 2009 – 2011 YTD _____	32
Magistrate’s Monthly Reports _____	33
Report CMSR1062 - Judicial Foreclosure Statistics by Judge _____	41
Monthly Summary _____	47
Year to Date Summary _____	49
Corrections/Adjustments _____	51

Criminal Case Statistics

CUYAHOGA COUNTY COMMON PLEAS COURT

Newly Filed, Re-Activated And Transferred In Cases

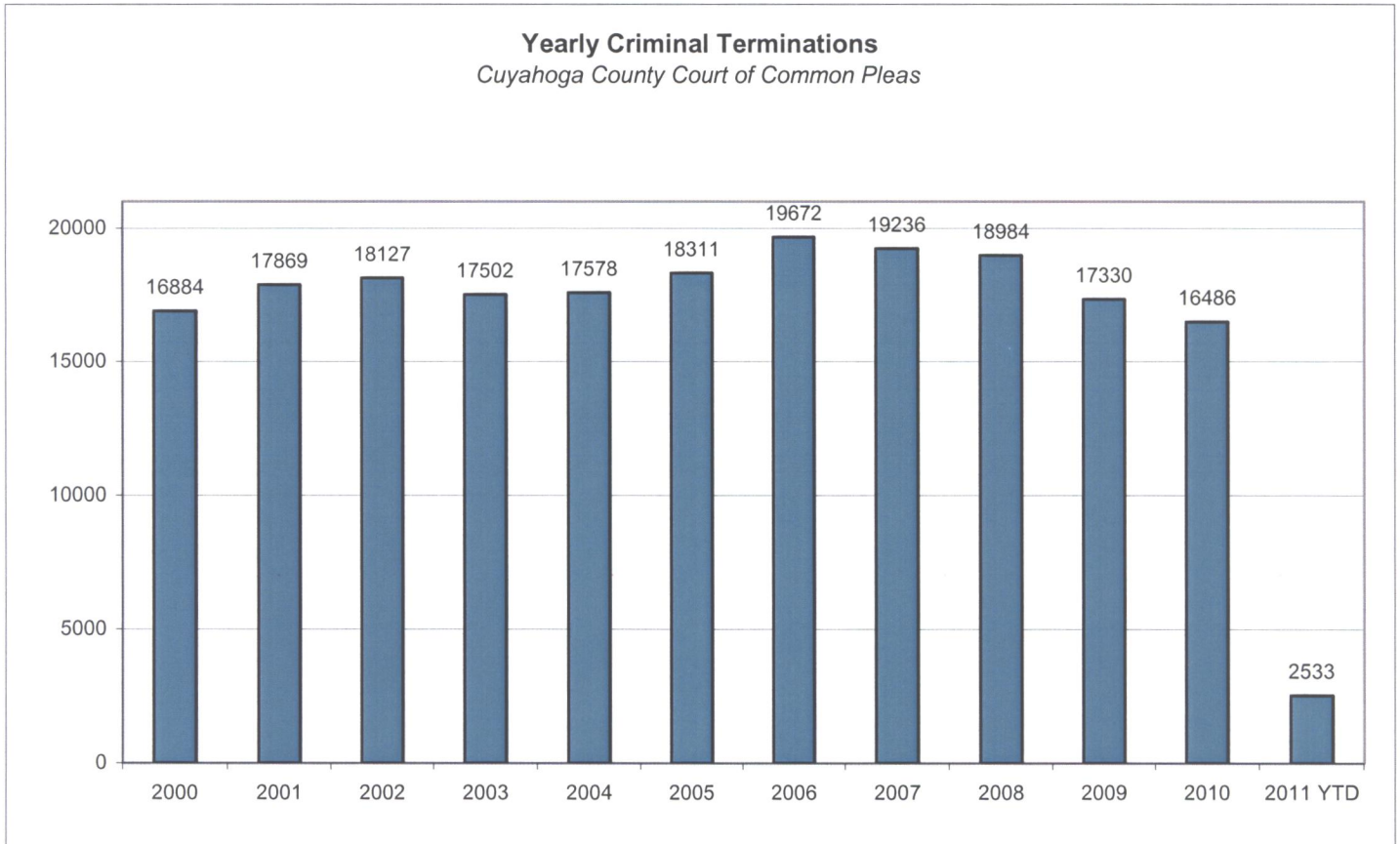
The following chart is a representation of all newly filed cases in Cuyahoga County Court of Common Pleas from 2000 – February 2011. Newly filed cases are defined as having been arraigned and assigned to a Judge. Cases that are re-activated are cases where a defendant was unavailable for trial but has now become ready to proceed. Transferred cases are moved from one Judge's docket to another. This could be due to re-assignment to a mental health Judge or after additional information indicates that by Court rule, the case should have been assigned to another Judge.



CUYAHOGA COUNTY COMMON PLEAS COURT

Yearly Criminal Terminations

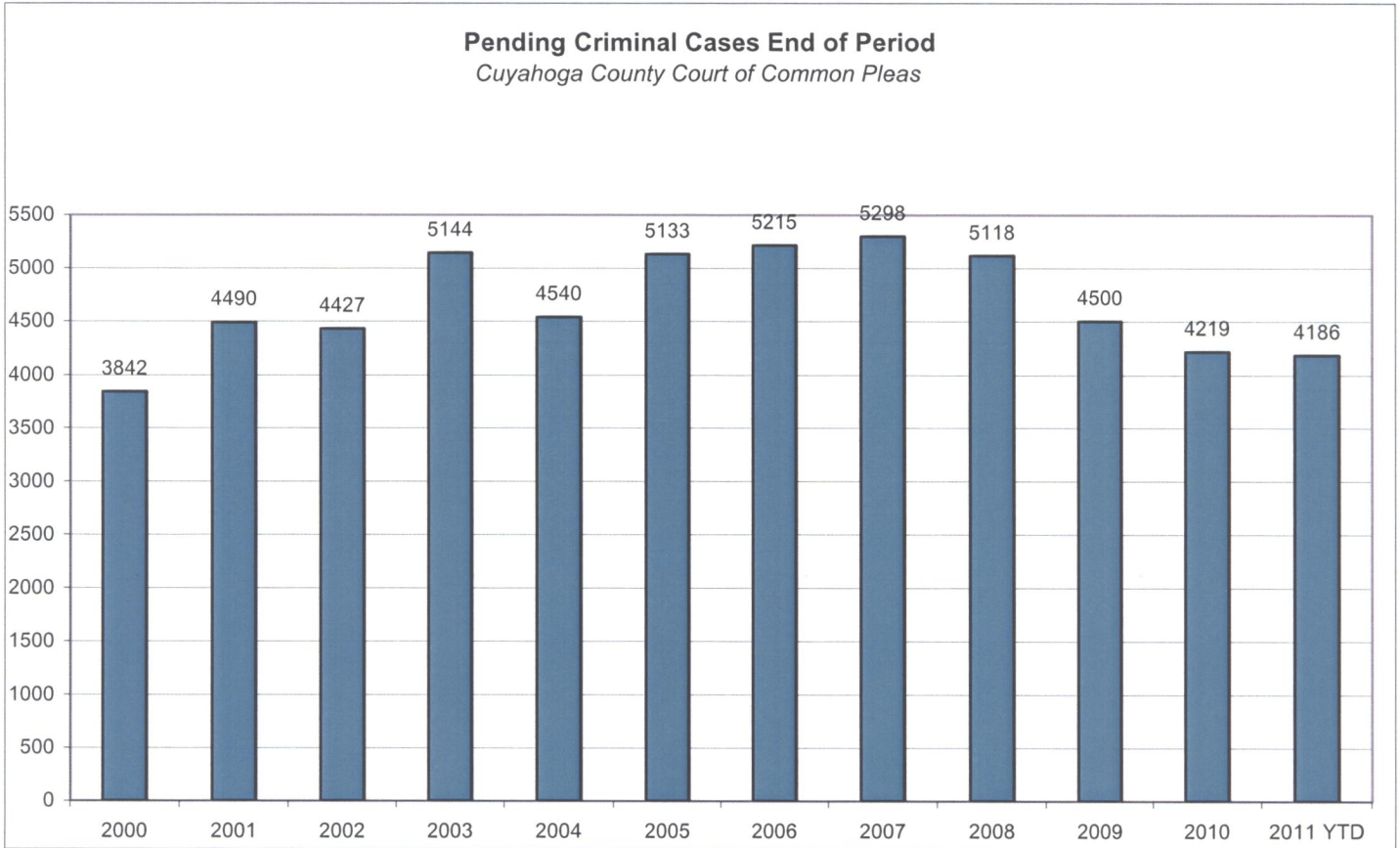
The following chart represents the total number of cases that have been terminated by the Court from 2000 – February 2011. These are all cases that have been terminated by trial, plea, dismissal or a defendant is unavailable for trial or sentencing are reported as terminated.



CUYAHOGA COUNTY COMMON PLEAS COURT

Pending Criminal Cases End of Period

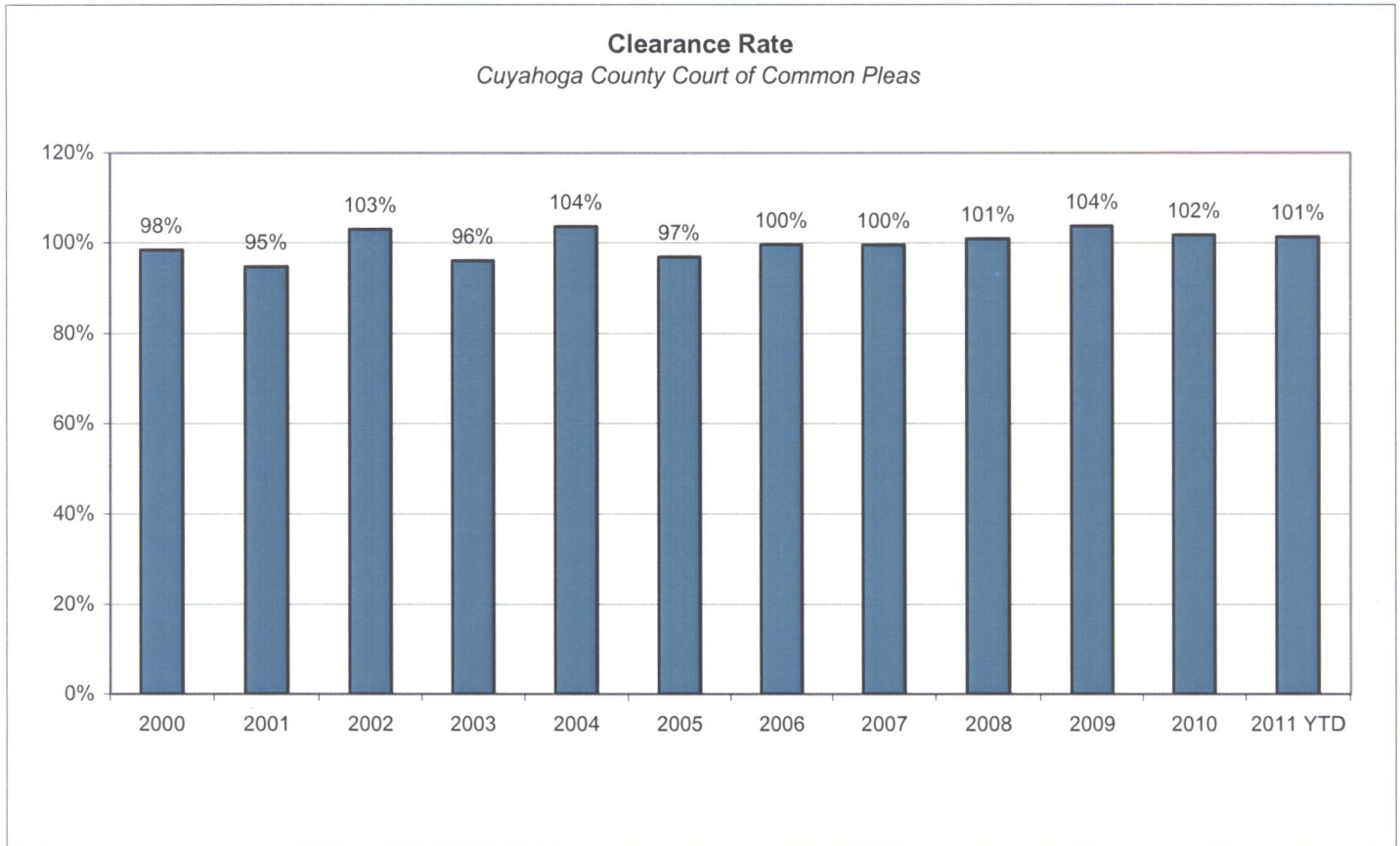
The following chart represents the total number of cases pending at the end of the reporting period from 2000 – February 2011. Taking the total number of cases pending at the beginning of the period, adding all newly filed, re-activated and transferred in cases arrives at the total pending value. The total number of cases that have been terminated in the period are then subtracted from the total pending to give the value pending at the end of the period.



CUYAHOGA COUNTY COMMON PLEAS COURT

Clearance Rate

The Clearance Rate is the total number of outgoing cases as a percentage of the number of incoming cases. Clearance rate measures whether the court is keeping up with its incoming caseload. If cases are not disposed in a timely manner, a backlog of cases awaiting disposition will grow. A Clearance Rate of 100% indicates that at least as many cases as have been filed, reopened, or reactivated in a period have been disposed.



Arrest to Disposition Timeline

Arrest to disposition timeline is a method to measure how felony cases flow through the Cuyahoga County Criminal Justice System. By capturing how long a case takes to move from stage to stage, we can examine where problems may exist and where potential improvements in case processing can be made.

The source data was extracted from the Cuyahoga County Court of Common Pleas Case Management System. The overall population of sample data was based on cases terminated in a given month excluding cases that have gone through diversion programs. A case is defined as a defendant and all charges involved in a single incident. The time period for the extracted data is from February 2011.

The stages examined were:

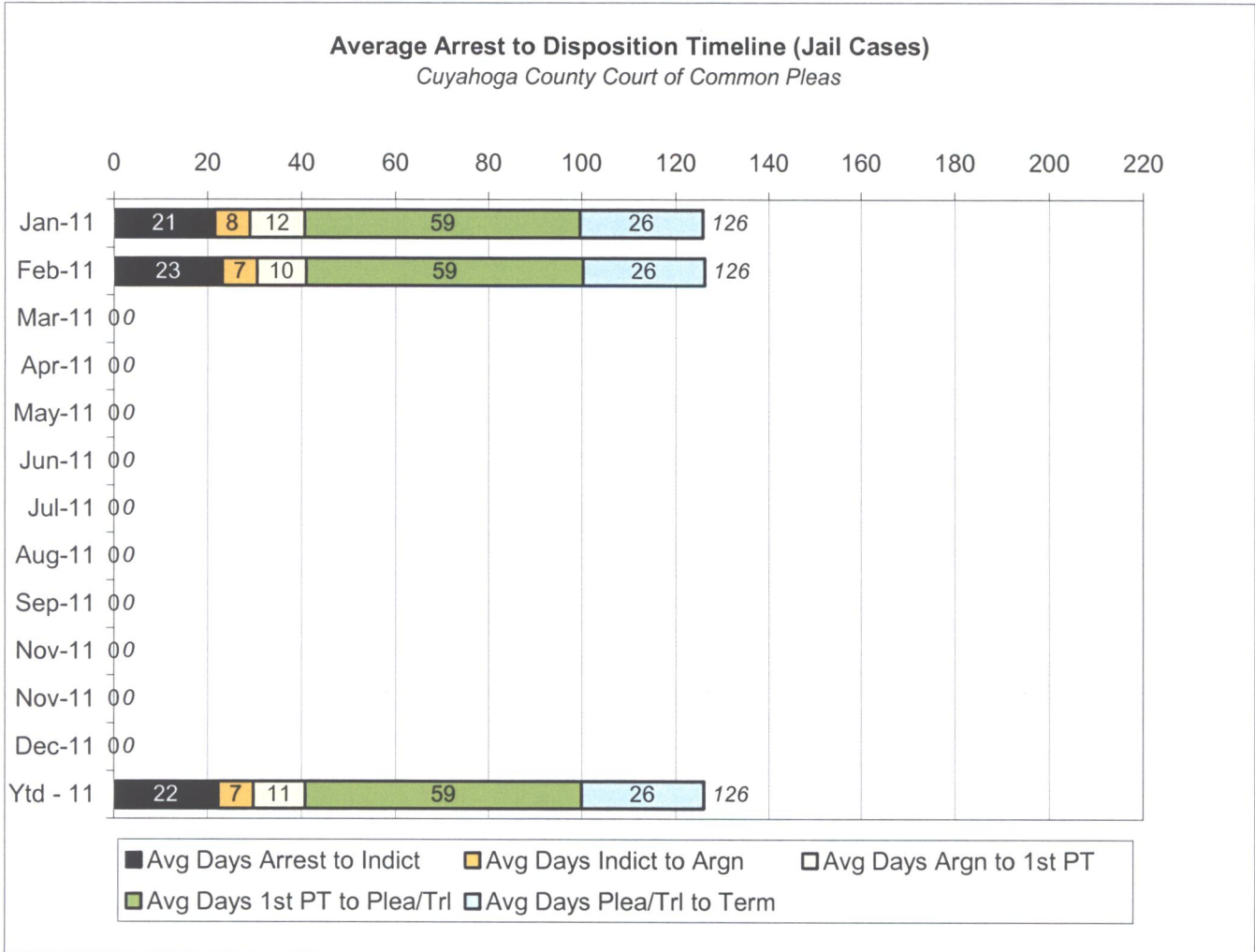
Arrest to Indictment
Indictment to Arraignment
Arraignment to 1st Pre-Trial
1st Pre-Trial to Plea/Trial
Plea/Trial to Termination

Due to the fact that each case may or may not have all of the stage date elements, a method to arrive at stage averages was applied. For a case to be included in the average for a stage there would need to be both dates for the given stage. A case would be included in the Arrest to Indictment stage if both arrest date and indictment date were available. This method was applied to each of the five stages. Next we calculated the total number of cases that met the date criteria for each of the ranges and also the total number of days between each date. To arrive at an average, the total number of days for each case in each range was calculated and divided by the total number of cases that met the date criteria. If a case had a time period or periods where the defendant was capiased or referred to the Psych Clinic, that amount of time was subtracted from the appropriate range. For re-indicted cases, the original arrest date is used.

The following three charts are for Jail, Non-Jail and combined Jail and Non-Jail cases. Jail and Non-Jail cases are defined by the status of the defendant at arraignment.

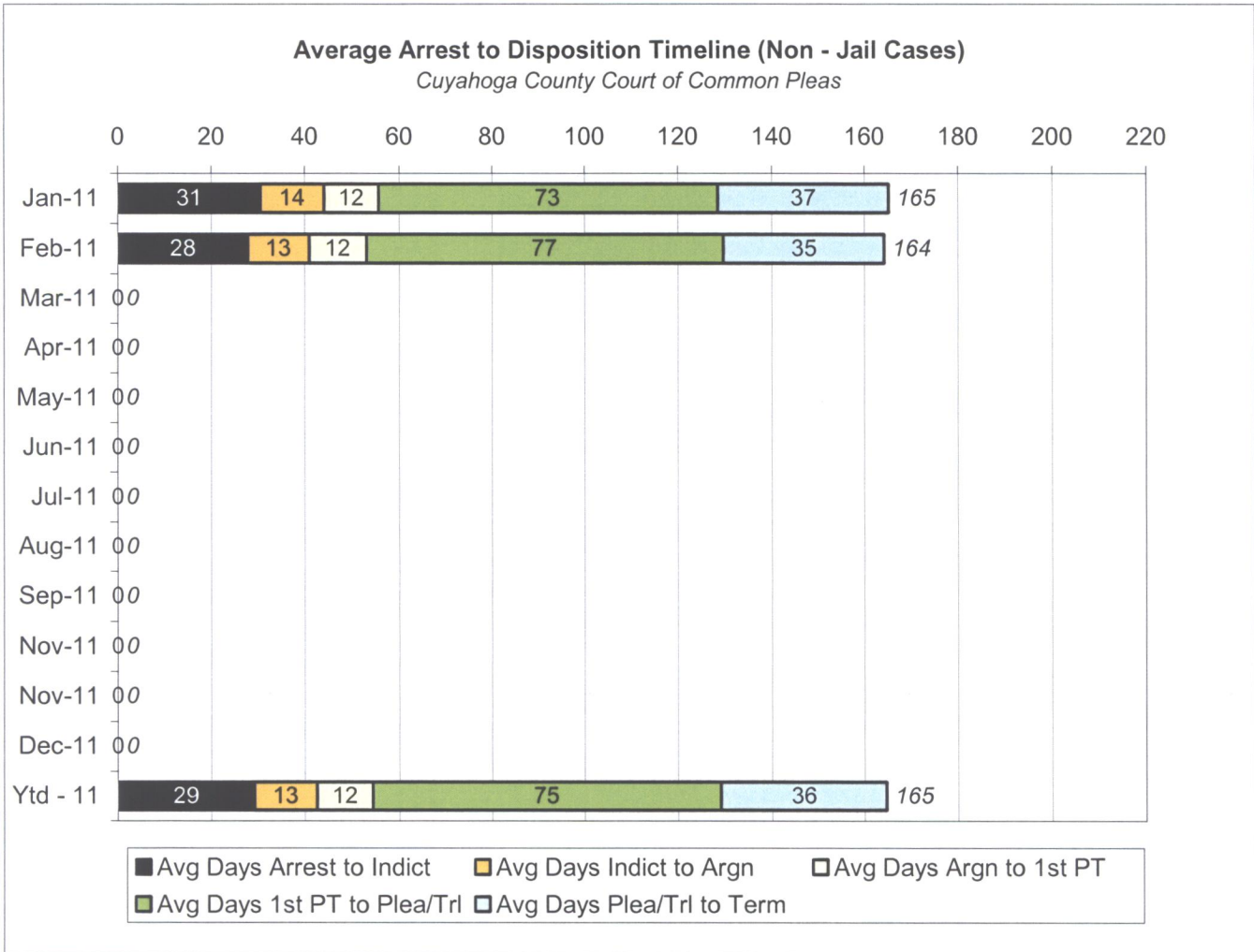
CUYAHOGA COUNTY COMMON PLEAS COURT

Average Arrest to Disposition Timeline (Jail Cases)



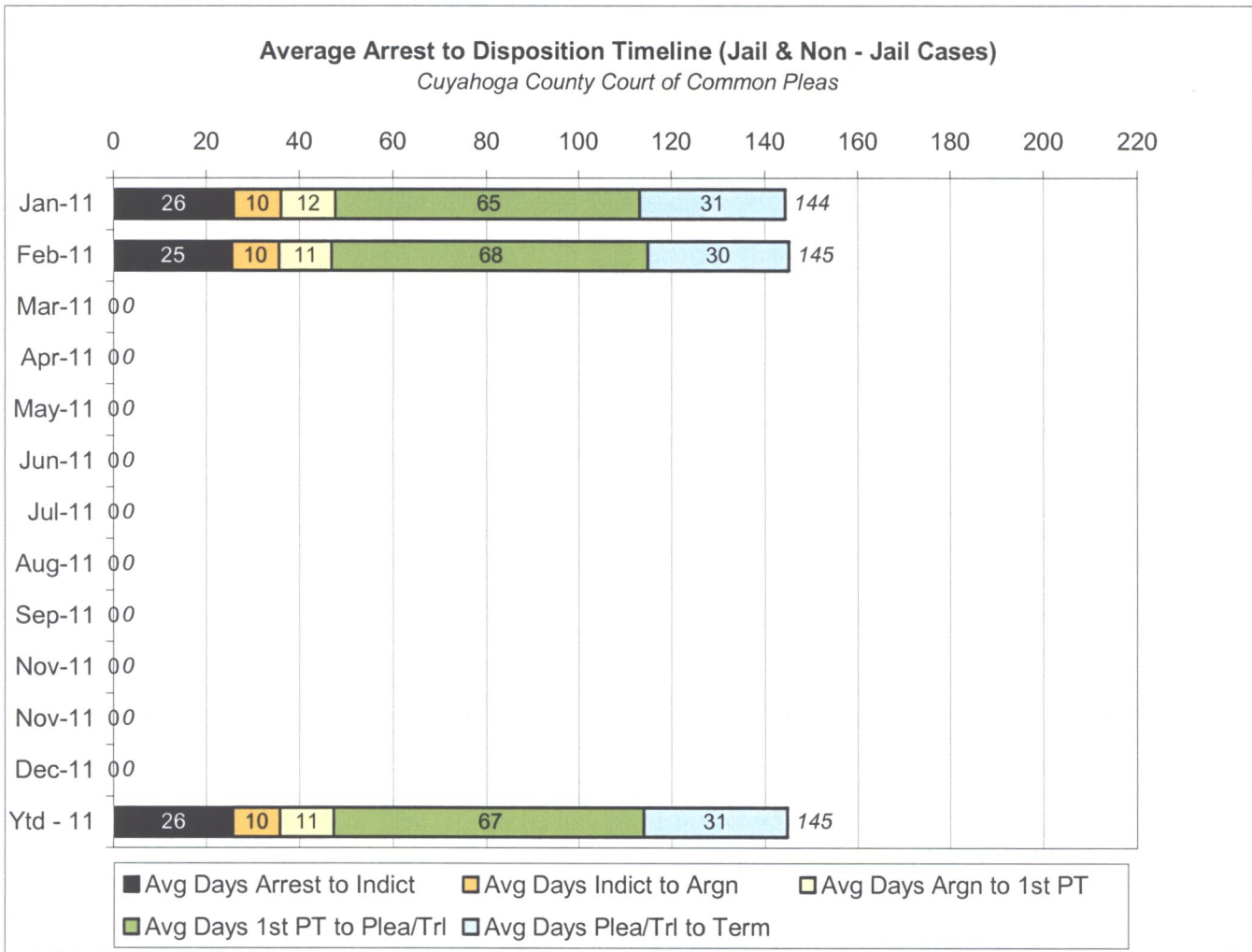
CUYAHOGA COUNTY COMMON PLEAS COURT

Average Arrest to Disposition Timeline (Non-Jail Cases)



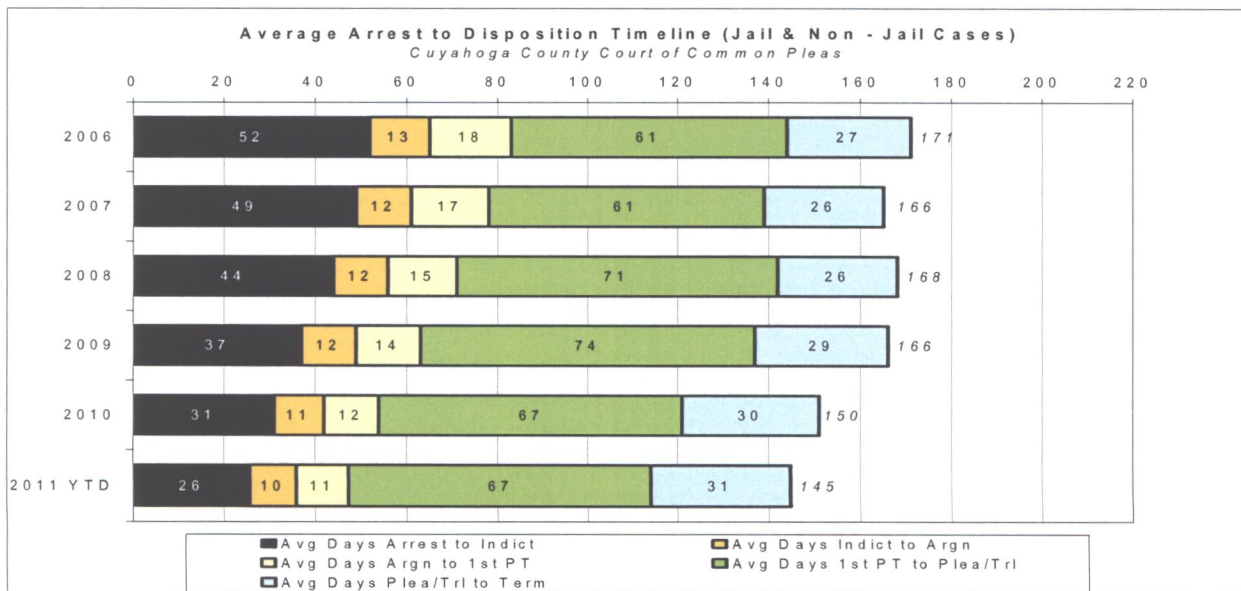
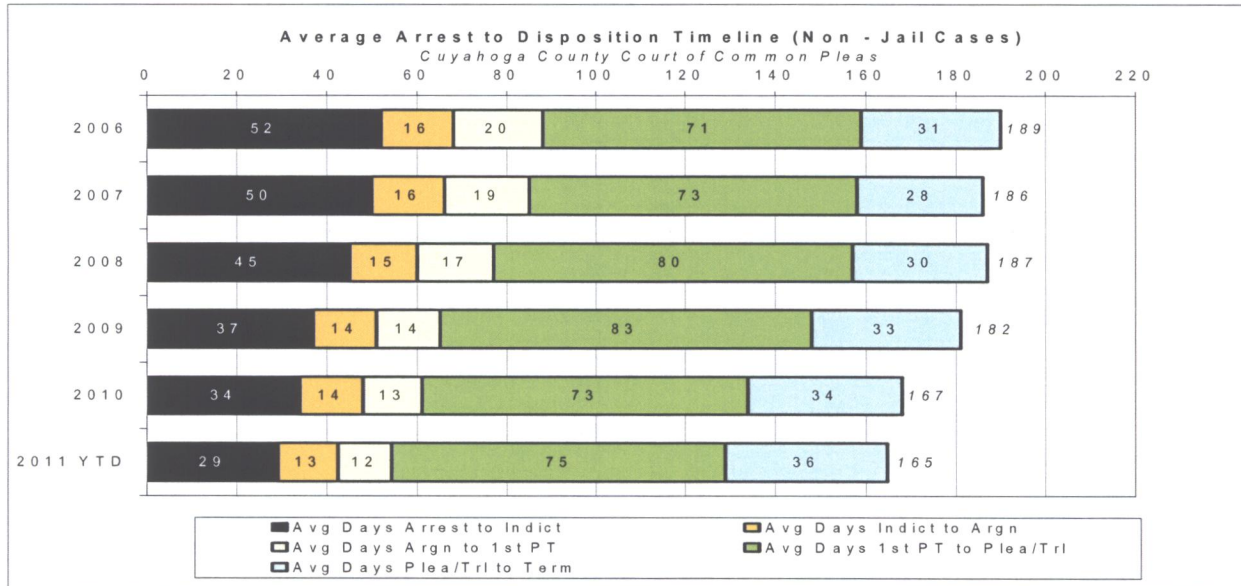
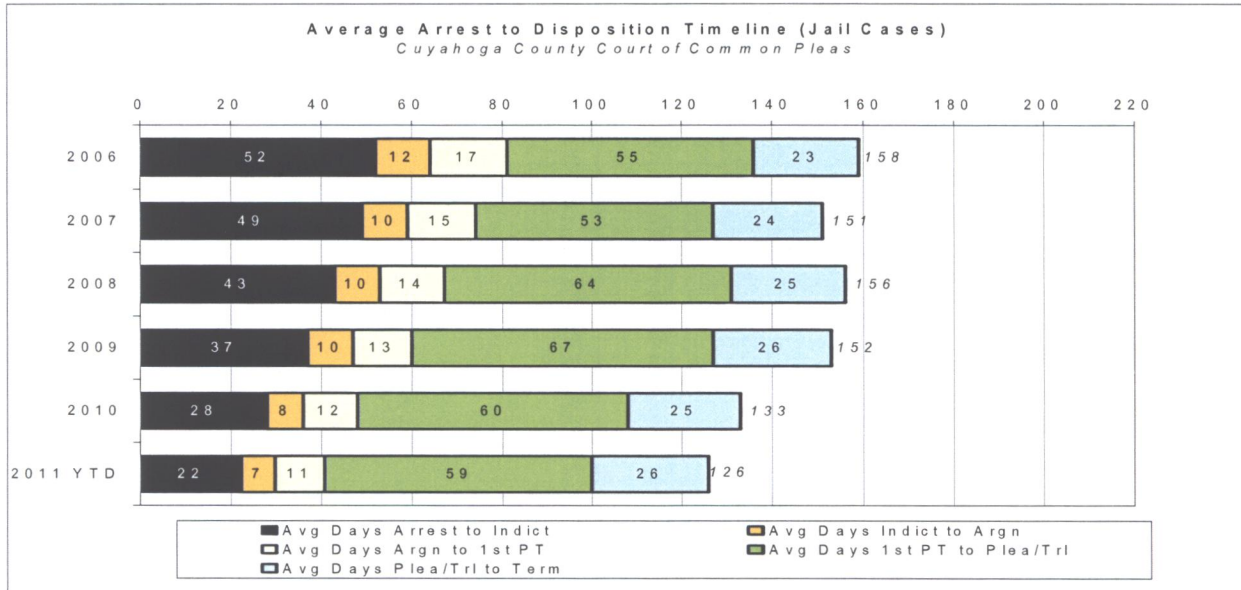
CUYAHOGA COUNTY COMMON PLEAS COURT

Average Arrest to Disposition Timeline (Jail and Non-Jail Cases)



CUYAHOGA COUNTY COMMON PLEAS COURT

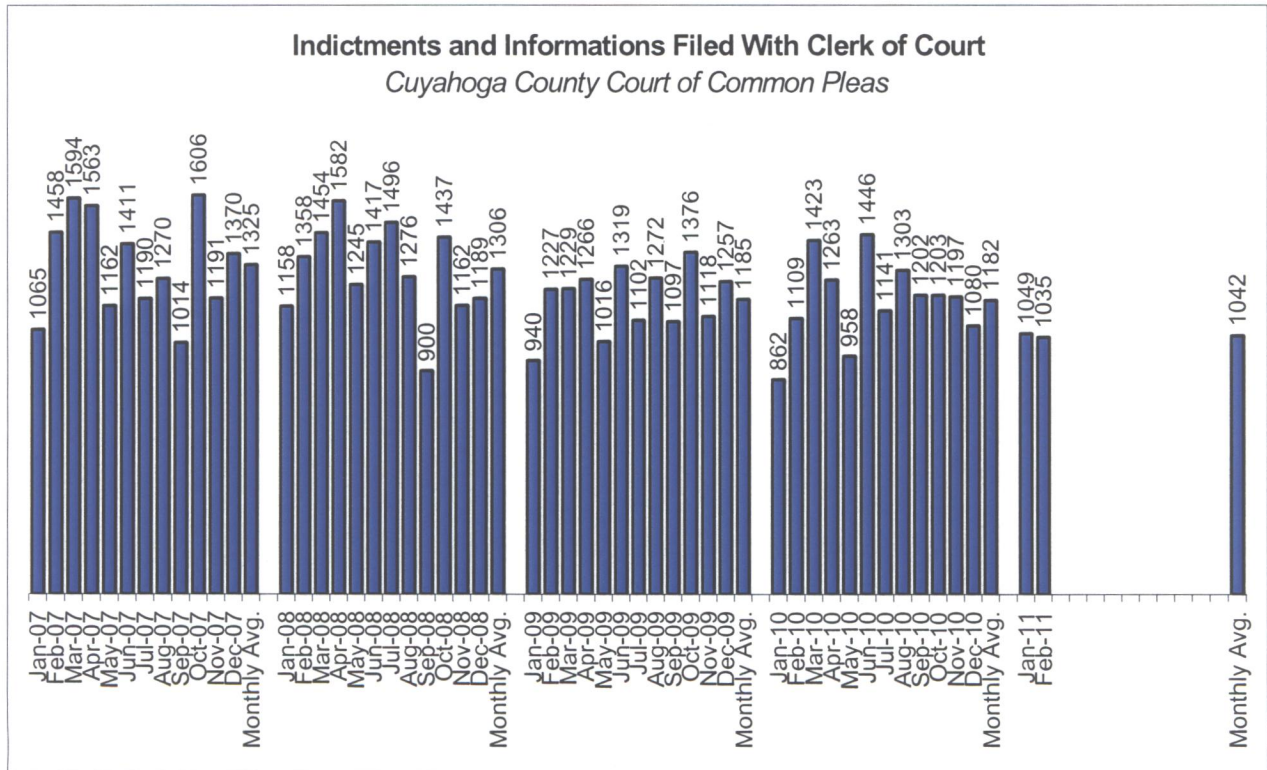
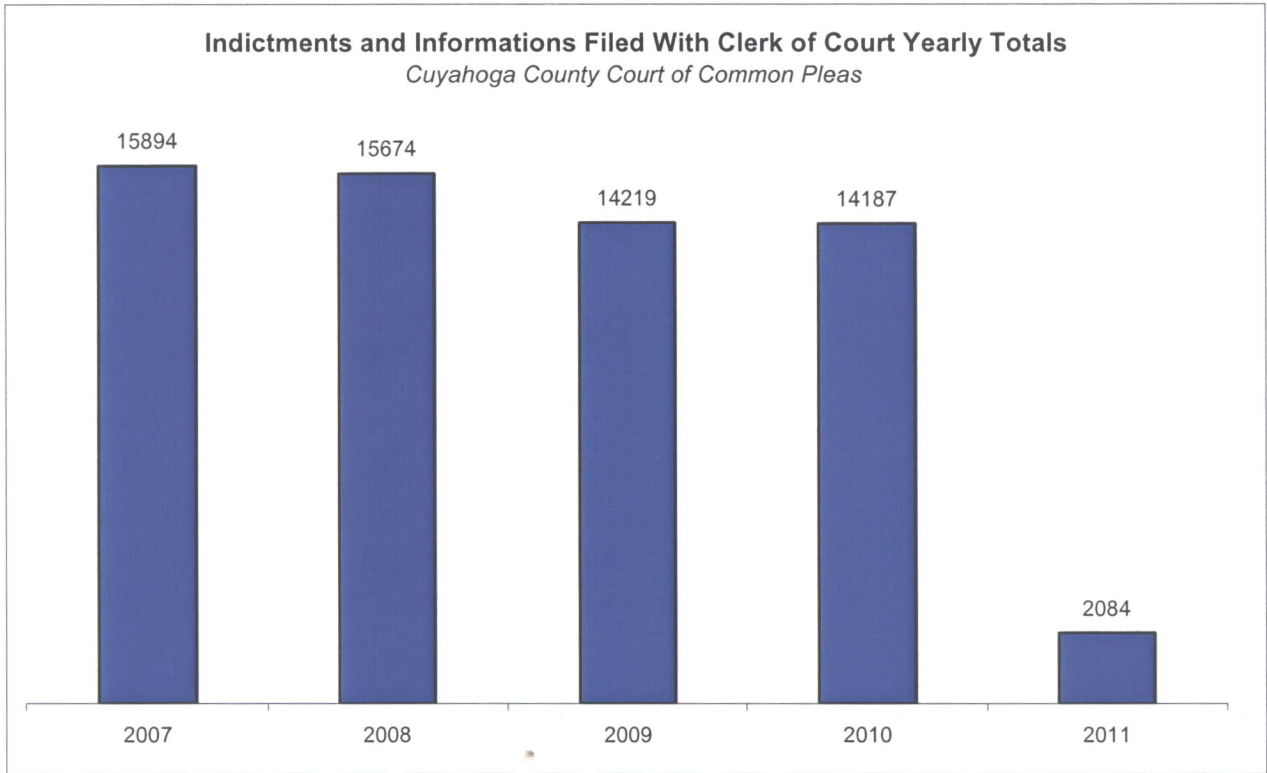
Yearly Average Arrest to Disposition Timeline



CUYAHOGA COUNTY COMMON PLEAS COURT

Indictments and Informations Filed With the Clerk of Courts

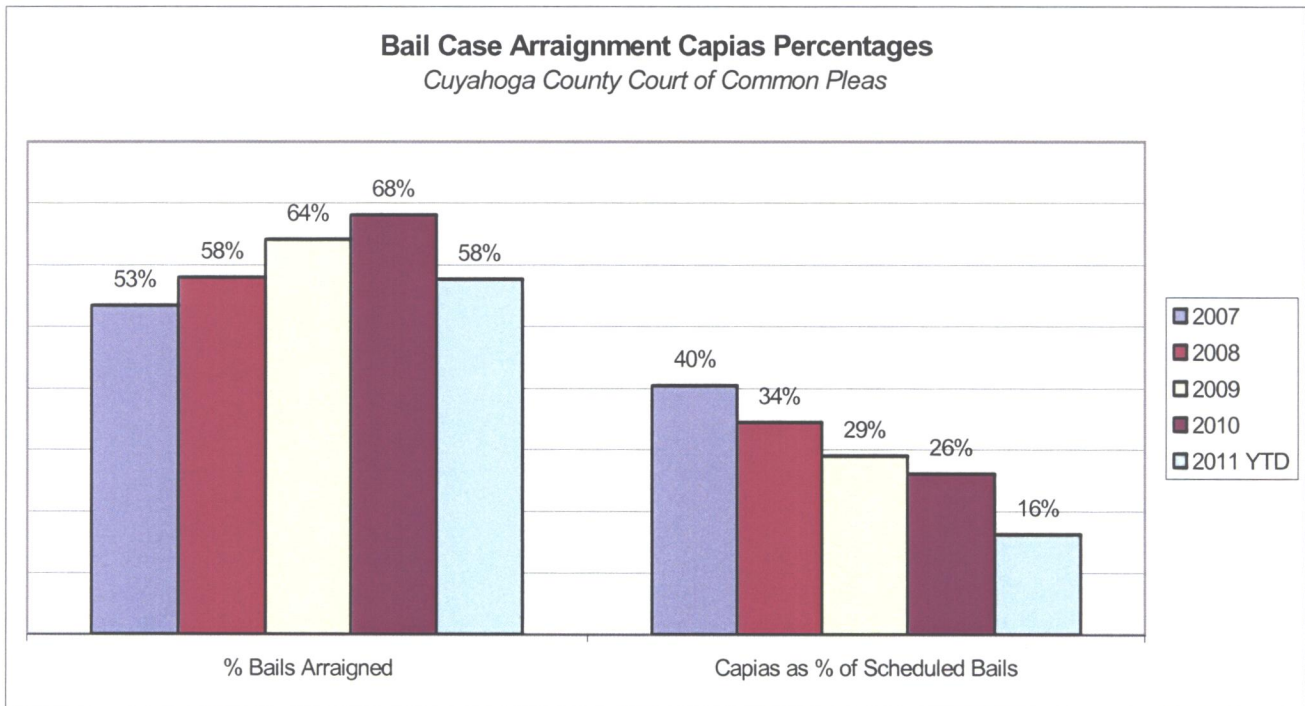
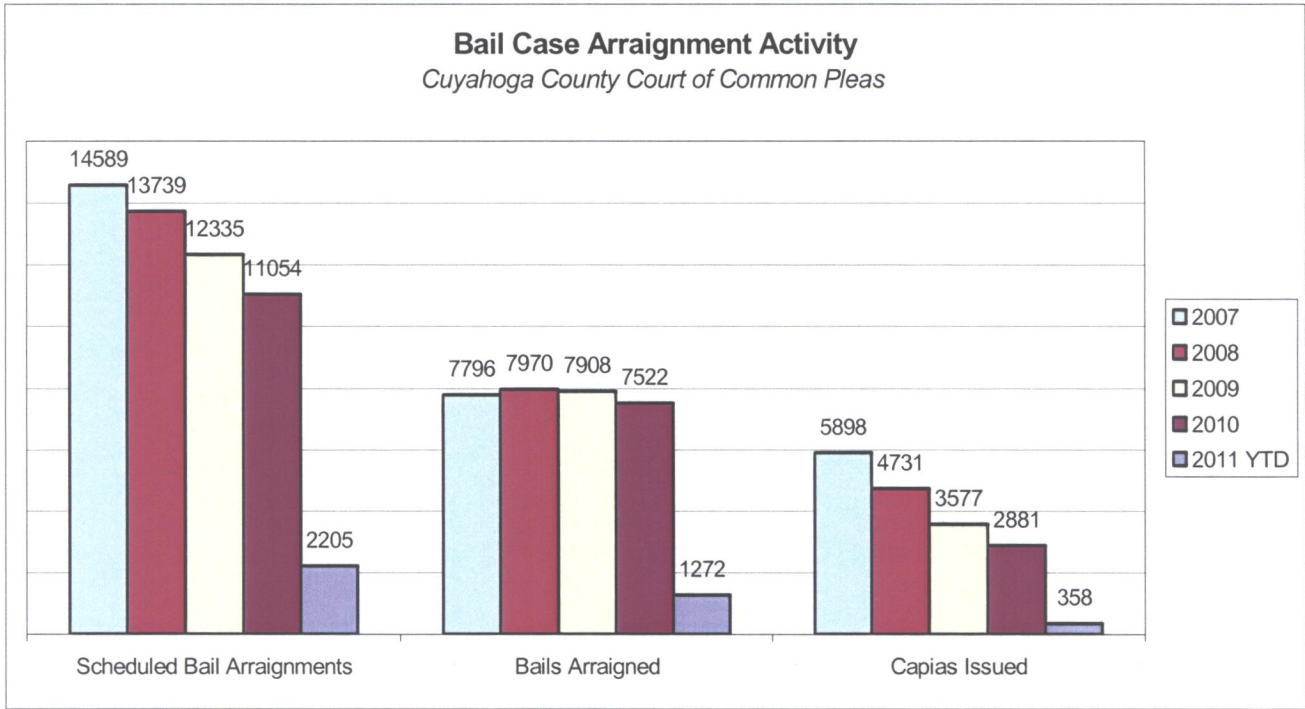
The following charts are reflective of Indictments and Informations filed with the Criminal Clerk of Courts from 2007. The source for this information was the Criminal Clerk's Office.



CUYAHOGA COUNTY COMMON PLEAS COURT

Bail Case Arraignment Activity

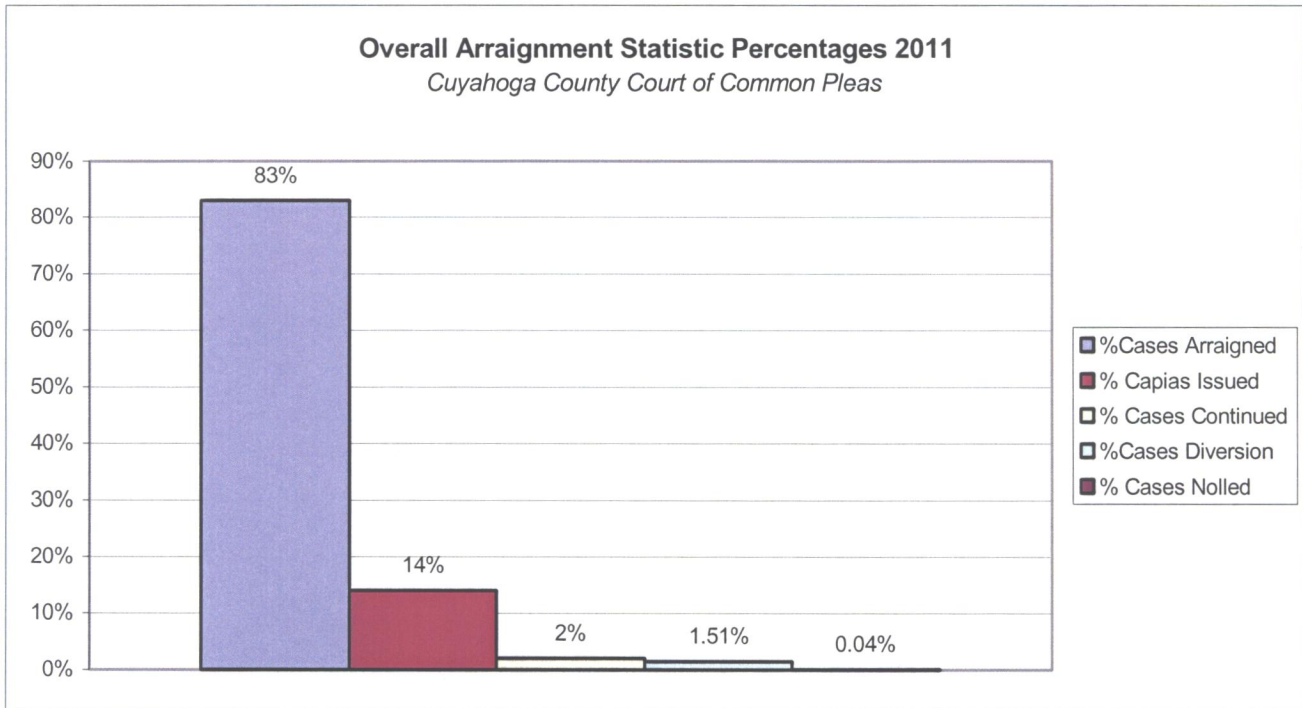
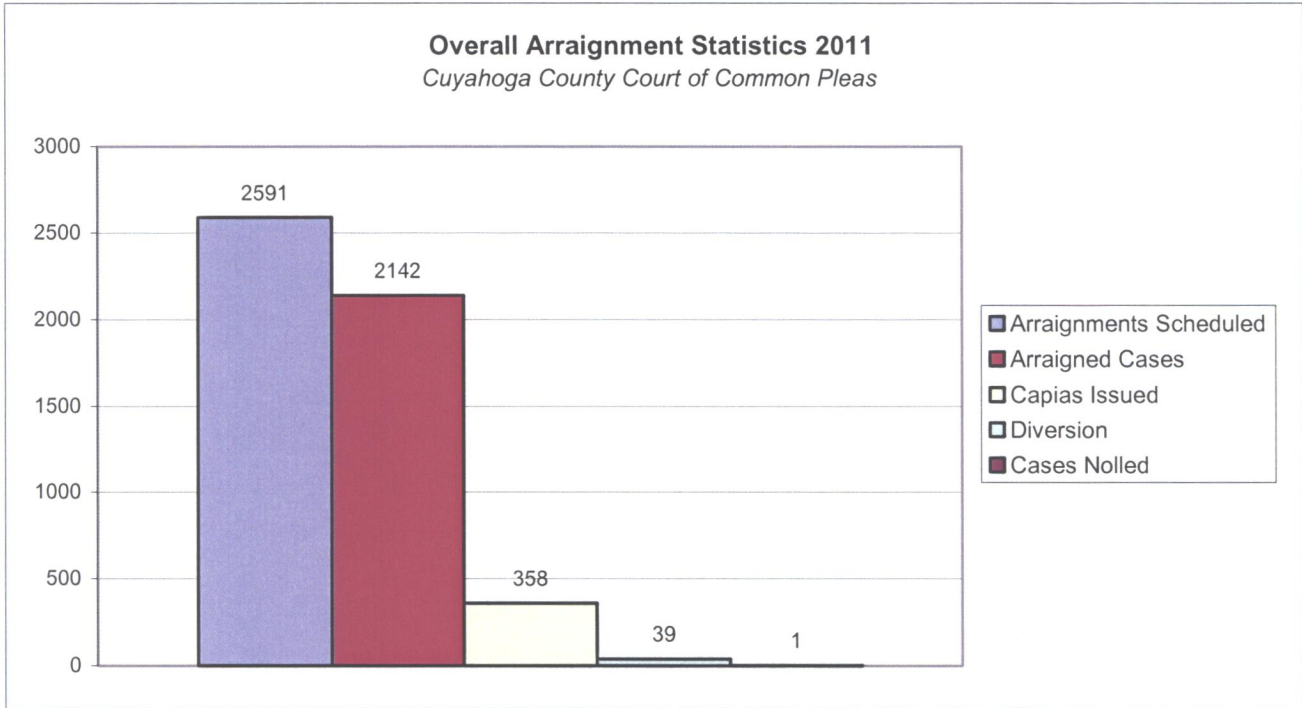
The following charts are reflective of arraignment activity where the defendant was not incarcerated at the time of arraignment. The source for this information was the Criminal Records Department.



CUYAHOGA COUNTY COMMON PLEAS COURT

Overall Arraignment Statistics

The arraignment statistics were provided by the Criminal Records Department. They are provided to give a representation of arraignment activity in the Court in 2011. These statistics include jail and non – jail arraignments.



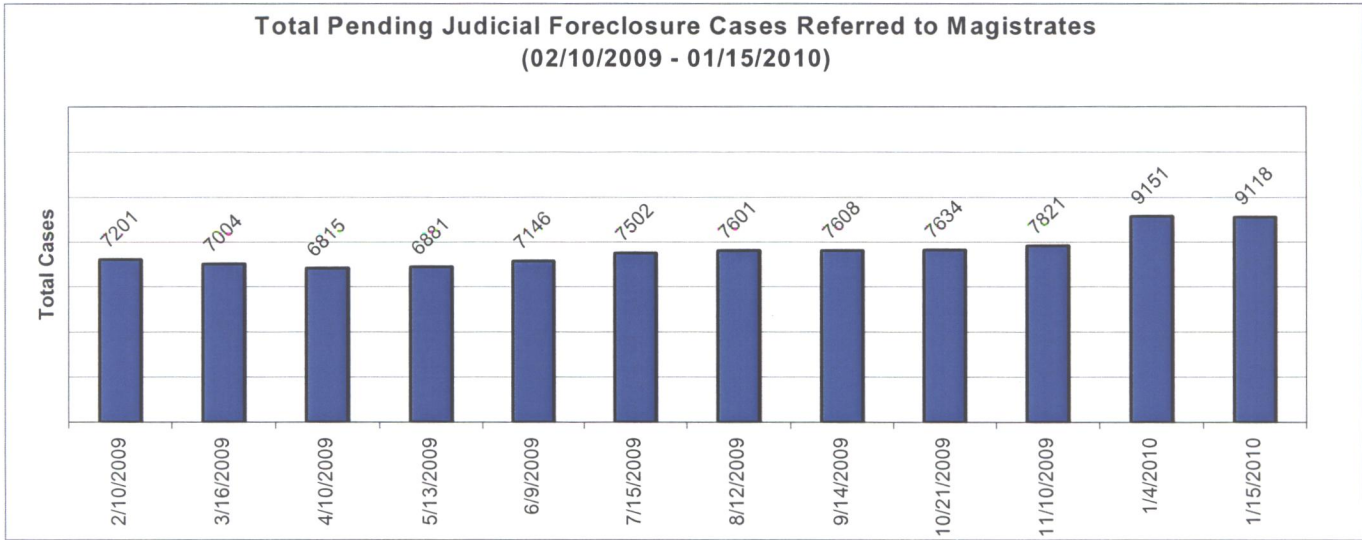
Judicial Foreclosure Statistics¹

¹ For clarification purposes, Foreclosure cases in this report are identified as Judicial Foreclosure filings (filing codes 1460 (Foreclosure Marsh. Of Lien), 1465(Tax Lien), 1466 (Tax Certificate), 1470 (Quiet Title), and 1480 (Partition)). These cases are different from Board of Revision Foreclosures, which are not reported here.

CUYAHOGA COUNTY COMMON PLEAS COURT

Total Pending Judicial Foreclosure Cases Referred to Magistrates (A)

The following chart is a display of the total number of pending Judicial Foreclosure cases referred to the Magistrates on specific dates. The table below shows the number of these cases pending for each year since 1990.

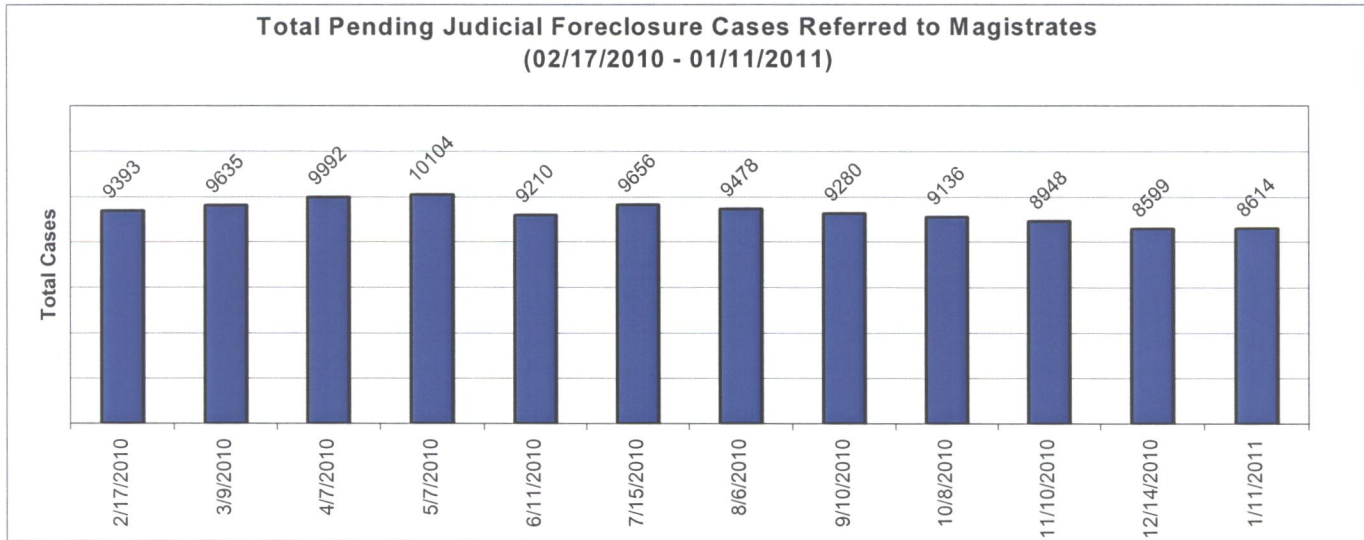


	As of:	2/10/2009	3/16/2009	4/10/2009	5/13/2009	6/9/2009	7/15/2009	8/12/2009	9/14/2009	10/21/2009	11/10/2009	1/4/2010	1/15/2010
Year													
1990		0	0	0	0	0	0	0	0	0	0	0	0
1991		0	0	0	0	0	0	0	0	0	0	0	0
1992		0	0	0	0	0	0	0	0	0	0	0	0
1993		0	0	0	0	0	0	0	0	0	0	0	0
1994		0	0	0	0	0	0	0	0	0	0	0	0
1995		0	0	0	0	0	0	0	0	0	0	0	0
1996		0	0	0	0	0	0	0	0	0	0	0	0
1997		0	0	0	0	0	0	0	0	0	0	0	0
1998		0	0	0	1	0	0	0	0	0	0	0	0
1999		0	0	0	0	0	0	0	0	0	0	0	0
2000		2	2	2	2	2	2	3	2	2	3	2	2
2001		2	1	1	1	1	1	1	1	1	1	1	1
2002		3	2	3	3	3	3	1	1	1	1	1	1
2003		10	12	14	11	11	11	11	9	8	8	8	7
2004		20	16	15	16	16	16	15	15	15	14	13	13
2005		22	19	20	19	18	16	16	16	16	12	13	13
2006		106	90	84	65	62	56	49	42	30	27	25	25
2007		399	314	263	231	203	165	145	129	107	98	88	80
2008		5533	4356	3585	2980	2510	2030	1719	1439	1162	1009	776	720
2009		1104	2192	2828	3552	4320	5202	5641	5954	6292	6648	8224	7933
2010													323
Total		7201	7004	6815	6881	7146	7502	7601	7608	7634	7821	9151	9118

CUYAHOGA COUNTY COMMON PLEAS COURT

Total Pending Judicial Foreclosure Cases Referred to Magistrates (B)

The following chart is a display of the total number of pending Judicial Foreclosure cases referred to the Magistrates on specific dates. The table below shows the number of these cases pending from each year since 1990.



	As of:	2/17/2010	3/9/2010	4/7/2010	5/7/2010	6/11/2010	7/15/2010	8/6/2010	9/10/2010	10/8/2010	11/10/2010	12/14/2010	1/11/2011
Year													
1990		0	0	0	0	0	0	0	0	0	0	0	0
1991		0	0	0	0	0	0	0	0	0	0	0	0
1992		0	0	0	0	0	0	0	0	1	0	1	0
1993		0	0	0	0	0	0	0	0	0	0	0	0
1994		0	0	0	0	0	0	0	0	0	0	0	0
1995		0	0	0	0	0	0	0	0	0	1	0	0
1996		0	0	0	0	0	0	0	0	1	1	1	1
1997		0	0	0	0	0	0	0	0	0	0	0	0
1998		0	0	0	0	0	0	0	0	0	0	0	0
1999		0	0	0	0	0	0	0	0	1	1	0	0
2000		3	3	3	2	2	1	1	1	0	1	0	1
2001		1	1	1	0	0	0	1	0	0	0	0	0
2002		1	0	1	1	1	1	1	1	1	1	1	1
2003		6	7	7	8	8	8	6	5	6	4	4	4
2004		11	12	11	13	11	10	8	9	11	9	9	9
2005		12	13	15	11	9	12	11	9	7	8	8	9
2006		23	22	16	15	13	17	12	15	15	14	12	13
2007		69	65	63	64	61	50	47	43	37	37	33	31
2008		585	511	442	356	308	262	250	215	189	169	148	136
2009		7064	6478	5811	5137	4070	3424	2990	2527	2125	1751	1445	1282
2010		1618	2523	3622	4497	4727	5871	6151	6455	6742	6951	6937	6927
2011													200
Total		9393	9635	9992	10104	9210	9656	9478	9280	9136	8948	8599	8614

CUYAHOGA COUNTY COMMON PLEAS COURT

Total Pending Judicial Foreclosure Cases Referred to Magistrates (C)

The following chart is a display of the total number of pending Judicial Foreclosure cases referred to the Magistrates on specific dates. The table below shows the number of these cases pending from each year since 1990.

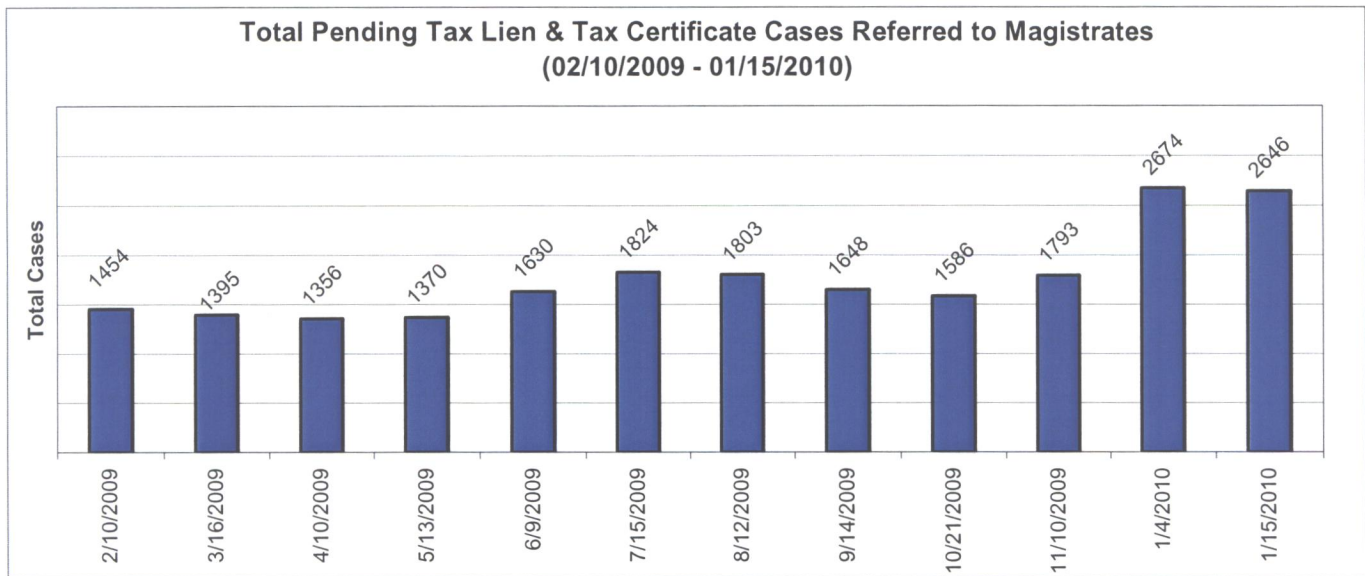


	As of:	2/11/2011	3/10/2011										
Year													
1990		0	0										
1991		0	0										
1992		0	0										
1993		0	0										
1994		0	0										
1995		0	0										
1996		1	1										
1997		0	0										
1998		0	0										
1999		0	0										
2000		1	1										
2001		0	0										
2002		1	1										
2003		4	2										
2004		6	7										
2005		9	7										
2006		10	9										
2007		29	27										
2008		120	109										
2009		1031	912										
2010		6219	5572										
2011		1427	2329										
Total		8858	8977										

CUYAHOGA COUNTY COMMON PLEAS COURT

Total Pending Tax Lien & Certificate Cases Referred to Magistrates (A)

The following chart is a display of the number of pending tax Judicial Foreclosure cases referred to the Magistrates on specific dates. The table below shows the number of pending tax Judicial Foreclosure cases in each year since 1990.

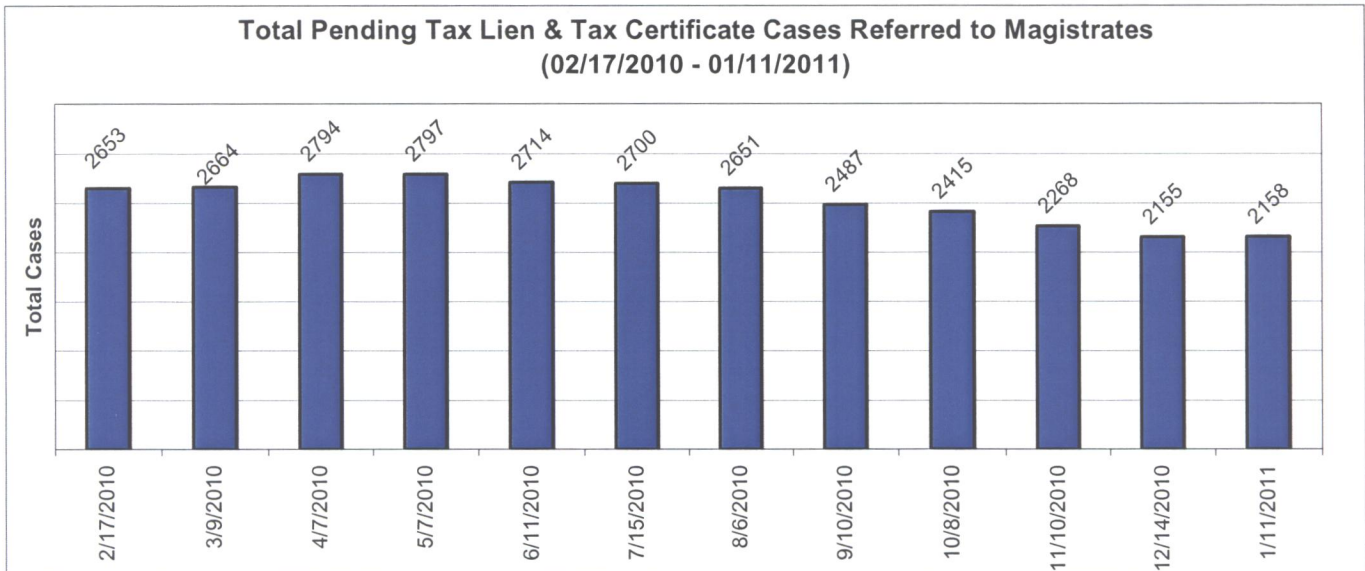


	As of:	2/10/2009	3/16/2009	4/10/2009	5/13/2009	6/9/2009	7/15/2009	8/12/2009	9/14/2009	10/21/2009	11/10/2009	1/4/2010	1/15/2010
Year													
1990		0	0	0	0	0	0	0	0	0	0	0	0
1991		0	0	0	0	0	0	0	0	0	0	0	0
1992		0	0	0	0	0	0	0	0	0	0	0	0
1993		0	0	0	0	0	0	0	0	0	0	0	0
1994		0	0	0	0	0	0	0	0	0	0	0	0
1995		0	0	0	0	0	0	0	0	0	0	0	0
1996		0	0	0	0	0	0	0	0	0	0	0	0
1997		0	0	0	0	0	0	0	0	0	0	0	0
1998		0	0	0	0	0	0	0	0	0	0	0	0
1999		0	0	0	0	0	0	0	0	0	0	0	0
2000		1	1	1	1	1	1	1	1	1	1	1	1
2001		2	1	1	1	1	1	1	1	1	1	1	1
2002		0	0	0	0	0	0	0	0	0	0	0	0
2003		1	2	2	1	1	1	1	1	1	1	1	1
2004		4	3	3	3	3	3	4	4	4	4	4	4
2005		8	4	3	3	3	3	3	2	2	2	2	2
2006		35	29	24	19	19	18	14	12	9	6	5	4
2007		77	60	45	39	36	30	24	23	16	14	13	13
2008		1244	1118	1027	922	839	697	586	464	369	318	251	228
2009		82	177	250	381	727	1070	1169	1140	1183	1446	2396	2369
2010													23
Total		1454	1395	1356	1370	1630	1824	1803	1648	1586	1793	2674	2646

CUYAHOGA COUNTY COMMON PLEAS COURT

Total Pending Tax Lien & Certificate Cases Referred to Magistrates (B)

The following chart is a display of the number of pending tax Judicial Foreclosure cases referred to the Magistrates on specific dates. The table below shows the number of pending tax Judicial Foreclosure cases in each year since 1990.




	As of:	2/17/2010	3/9/2010	4/7/2010	5/7/2010	6/11/2010	7/15/2010	8/6/2010	9/10/2010	10/8/2010	11/10/2010	12/14/2010	1/11/2011
Year													
1990		0	0	0	0	0	0	0	0	0	0	0	0
1991		0	0	0	0	0	0	0	0	0	0	0	0
1992		0	0	0	0	0	0	0	0	0	0	0	0
1993		0	0	0	0	0	0	0	0	0	0	0	0
1994		0	0	0	0	0	0	0	0	0	0	0	0
1995		0	0	0	0	0	0	0	0	0	0	0	0
1996		0	0	0	0	0	0	0	0	0	0	0	0
1997		0	0	0	0	0	0	0	0	0	0	0	0
1998		0	0	0	0	0	0	0	0	0	0	0	0
1999		0	0	0	0	0	0	0	0	0	0	0	0
2000		1	1	1	1	1	1	1	1	0	0	0	0
2001		1	1	1	0	0	0	0	0	0	0	0	0
2002		0	0	0	1	0	0	0	0	0	0	0	0
2003		1	1	1	1	1	1	1	0	1	0	0	0
2004		4	3	3	3	3	3	3	3	3	3	3	3
2005		2	2	2	2	1	2	2	2	2	2	3	4
2006		3	3	3	4	2	4	4	4	4	5	4	6
2007		12	10	10	11	10	8	8	8	6	6	5	5
2008		186	156	133	107	91	82	77	63	55	51	45	41
2009		2267	2145	2054	1924	1750	1558	1422	1246	1102	908	753	674
2010		176	342	586	743	855	1041	1133	1160	1242	1293	1342	1425
Total		2653	2664	2794	2797	2714	2700	2651	2487	2415	2268	2155	2158

CUYAHOGA COUNTY COMMON PLEAS COURT

Total Pending Tax Lien & Certificate Cases Referred to Magistrates (C)

The following chart is a display of the number of pending tax Judicial Foreclosure cases referred to the Magistrates on specific dates. The table below shows the number of pending tax Judicial Foreclosure cases in each year since 1990.

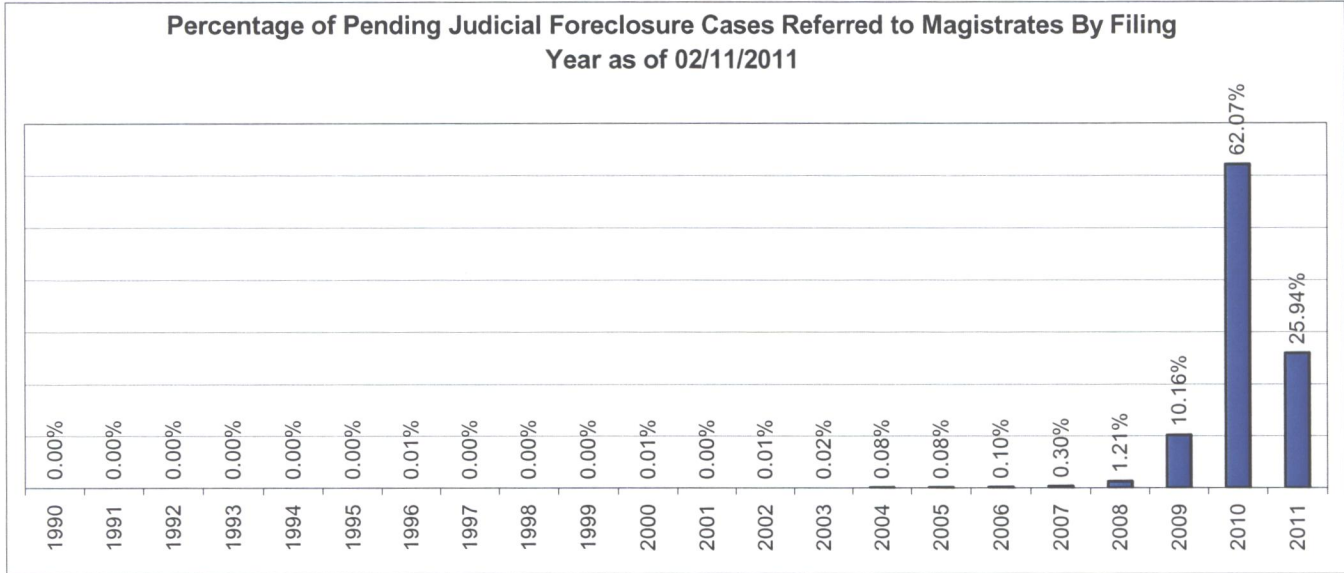


Year	As of:	2/11/2011	3/10/2011											
1990		0	0											
1991		0	0											
1992		0	0											
1993		0	0											
1994		0	0											
1995		0	0											
1996		0	0											
1997		0	0											
1998		0	0											
1999		0	0											
2000		0	0											
2001		0	0											
2002		0	0											
2003		0	0											
2004		3	4											
2005		4	4											
2006		3	3											
2007		5	5											
2008		35	31											
2009		507	441											
2010		1297	1193											
2011		403	764											
Total		2257	2445											

CUYAHOGA COUNTY COMMON PLEAS COURT

Percentage of Pending Judicial Foreclosure Cases By Filing Year

The following chart is a representation of the total number of pending Judicial Foreclosure cases by filing year expressed as a percentage on a specific date. The table below is the supporting data for this chart.

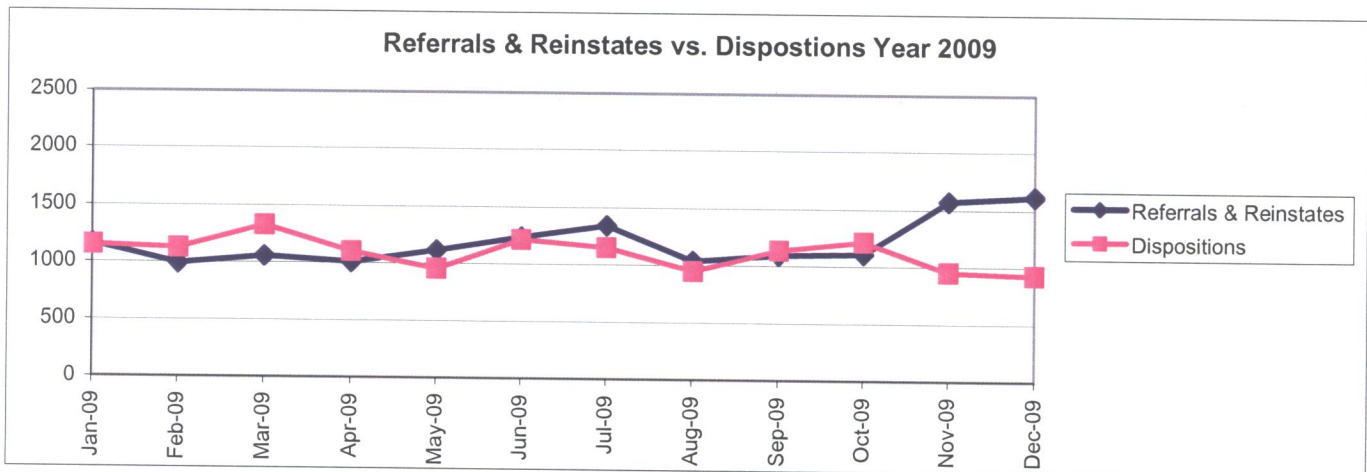
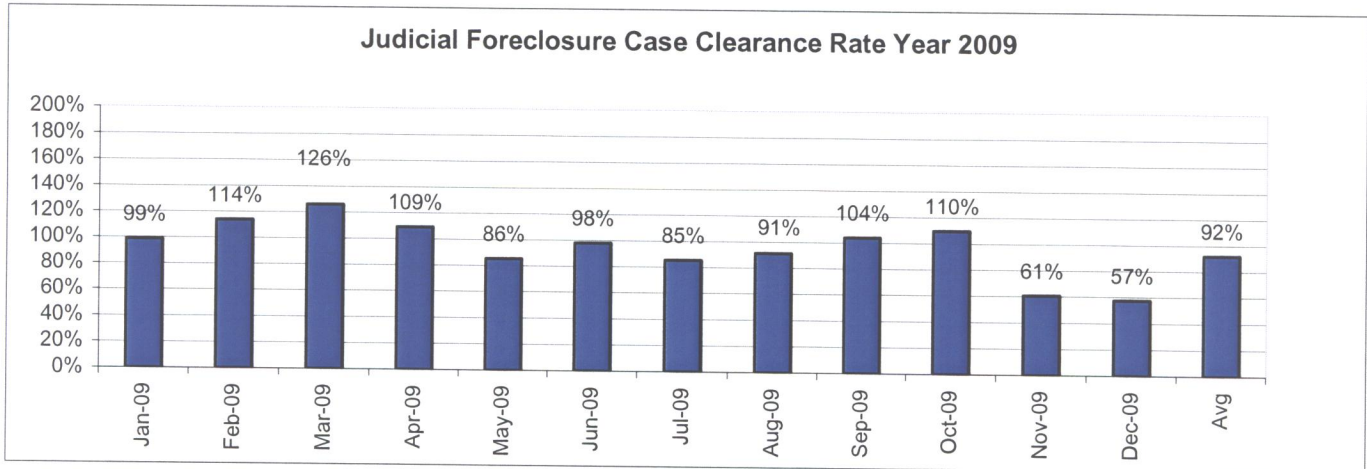


Year	As of:	2/11/2011	% of Total
1990		0	0.00%
1991		0	0.00%
1992		0	0.00%
1993		0	0.00%
1994		0	0.00%
1995		0	0.00%
1996		1	0.01%
1997		0	0.00%
1998		0	0.00%
1999		0	0.00%
2000		1	0.01%
2001		0	0.00%
2002		1	0.01%
2003		2	0.02%
2004		7	0.08%
2005		7	0.08%
2006		9	0.10%
2007		27	0.30%
2008		109	1.21%
2009		912	10.16%
2010		5572	62.07%
2011		2329	25.94%
Total		8977	100.00%

CUYAHOGA COUNTY COMMON PLEAS COURT

Judicial Foreclosure Clearance Rate Year 2009

The Clearance Rate is the number of outgoing cases as a percentage of the number of incoming cases. Clearance rate measures whether the court is keeping up with its incoming caseload. If cases are not disposed in a timely manner, a backlog of cases awaiting disposition will grow. A Clearance Rate of 100% indicates that at least as many cases as have been filed, reopened, or reactivated in a period have been disposed.

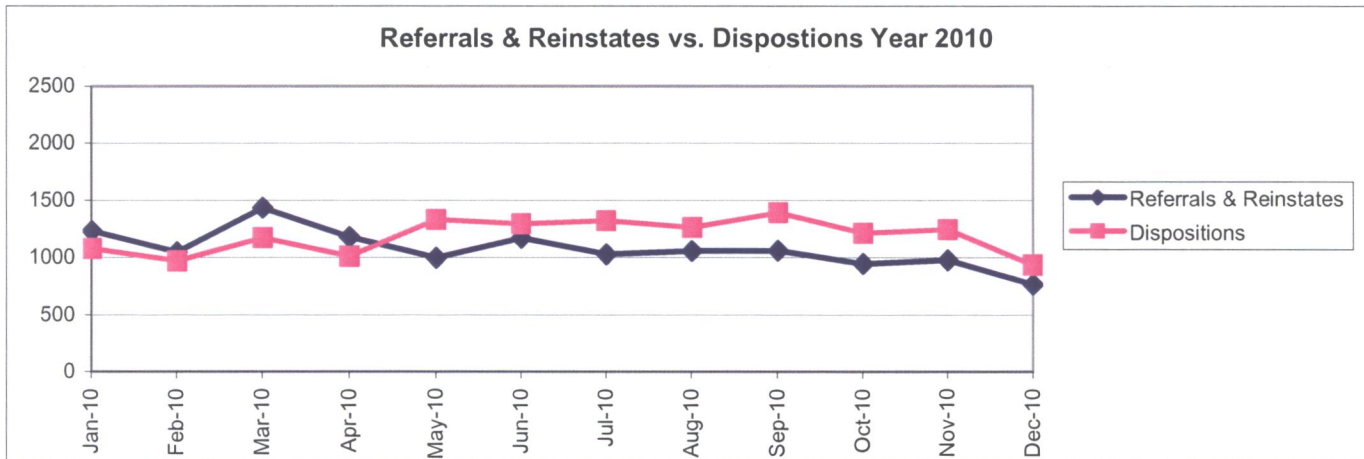
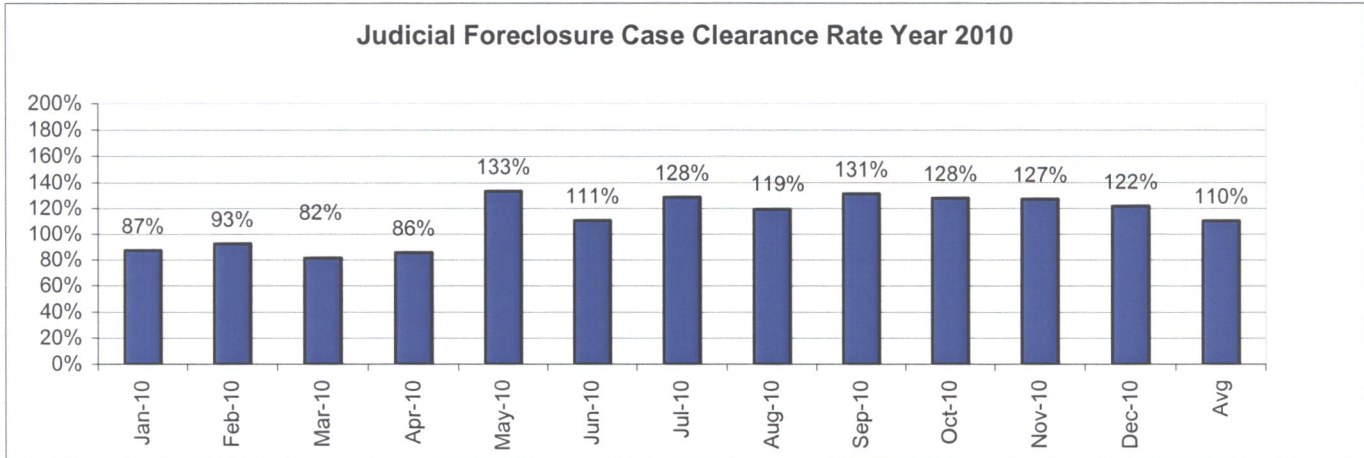


	Referrals & Reinstates	Dispositions	Clearance Rate
Jan-09	1167	1154	99%
Feb-09	991	1127	114%
Mar-09	1058	1331	126%
Apr-09	1010	1102	109%
May-09	1116	955	86%
Jun-09	1238	1214	98%
Jul-09	1345	1149	85%
Aug-09	1038	949	91%
Sep-09	1094	1136	104%
Oct-09	1108	1214	110%
Nov-09	1573	952	61%
Dec-09	1614	927	57%
Avg	1196	1101	92%
Total	14352	13210	

CUYAHOGA COUNTY COMMON PLEAS COURT

Judicial Foreclosure Clearance Rate Year 2010

The Clearance Rate is the number of outgoing cases as a percentage of the number of incoming cases. Clearance rate measures whether the court is keeping up with its incoming caseload. If cases are not disposed in a timely manner, a backlog of cases awaiting disposition will grow. A Clearance Rate of 100% indicates that at least as many cases as have been filed, reopened, or reactivated in a period have been disposed.

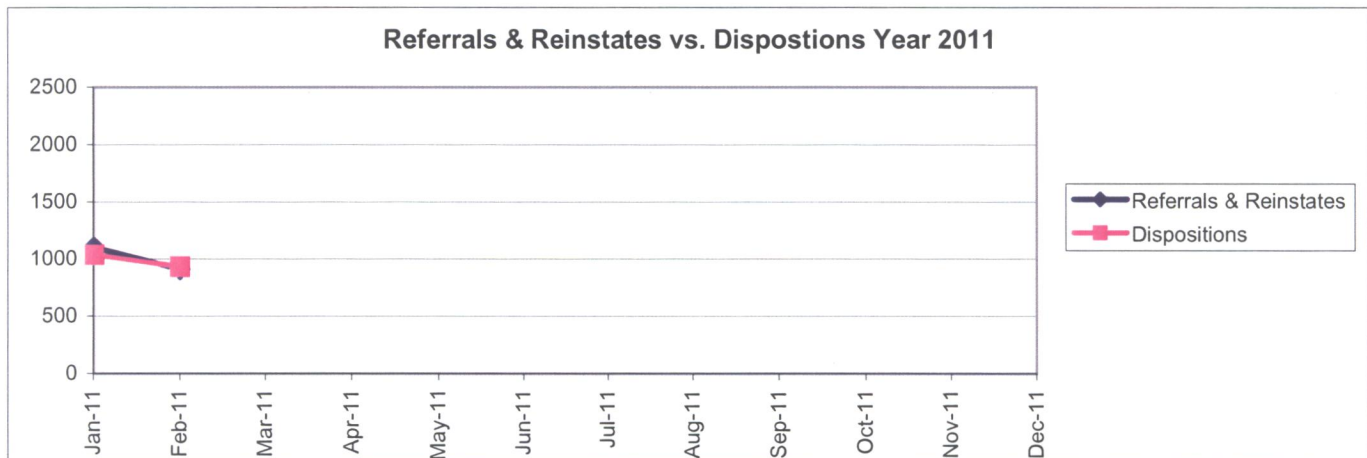


	Referrals & Reinstates	Dispositions	Clearance Rate
Jan-10	1231	1077	87%
Feb-10	1047	970	93%
Mar-10	1434	1170	82%
Apr-10	1177	1010	86%
May-10	999	1331	133%
Jun-10	1170	1295	111%
Jul-10	1029	1322	128%
Aug-10	1058	1262	119%
Sep-10	1060	1391	131%
Oct-10	948	1211	128%
Nov-10	978	1244	127%
Dec-10	768	935	122%
Avg	1075	1185	110%
Total	12899	14218	

CUYAHOGA COUNTY COMMON PLEAS COURT

Judicial Foreclosure Clearance Rate Year 2011

The Clearance Rate is the number of outgoing cases as a percentage of the number of incoming cases. Clearance rate measures whether the court is keeping up with its incoming caseload. If cases are not disposed in a timely manner, a backlog of cases awaiting disposition will grow. A Clearance Rate of 100% indicates that at least as many cases as have been filed, reopened, or reactivated in a period have been disposed.

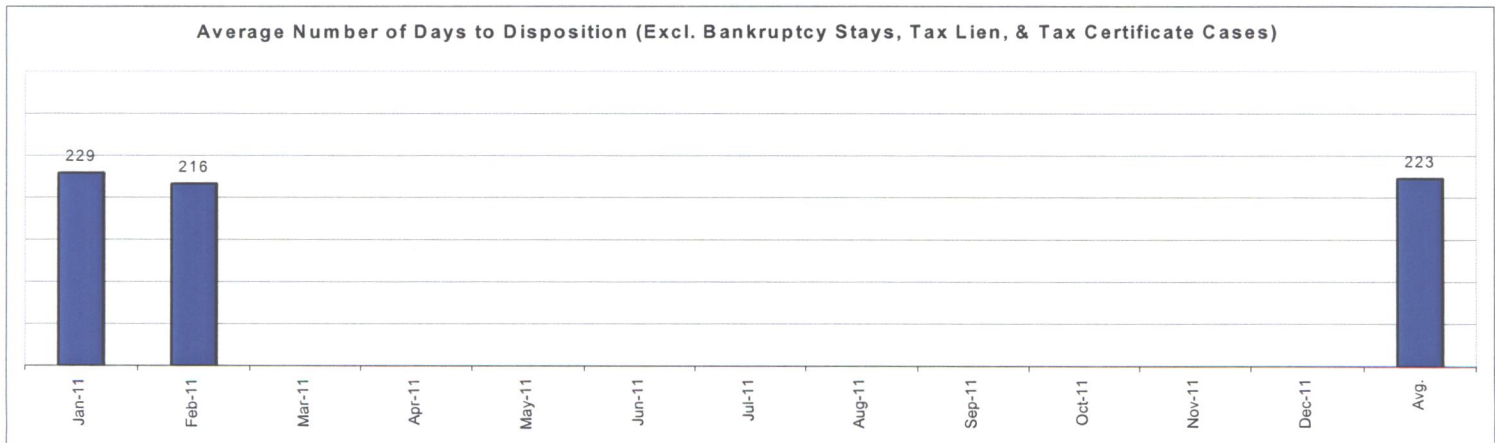
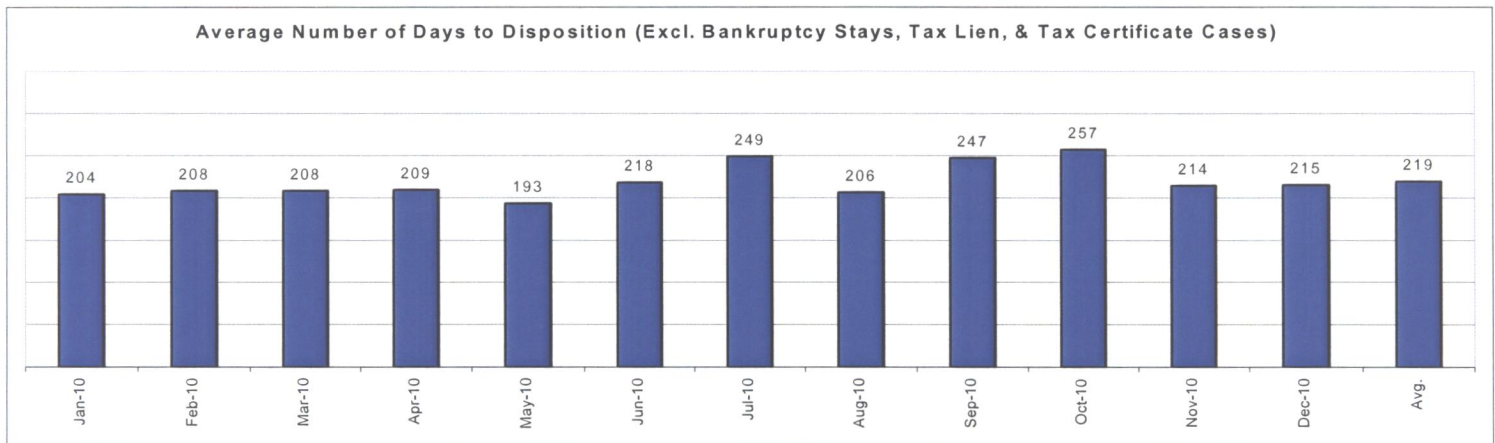


	Referrals & Reinstates	Dispositions	Clearance Rate
Jan-11	1099	1037	94%
Feb-11	906	930	103%
Mar-11			
Apr-11			
May-11			
Jun-11			
Jul-11			
Aug-11			
Sep-11			
Oct-11			
Nov-11			
Dec-11			
Avg	1003	984	98%
Total	2005	1967	

CUYAHOGA COUNTY COMMON PLEAS COURT

Avg. Number of Days to Disp. (Excl. Bank. Stays & Tax Lien & Tax Cert.)

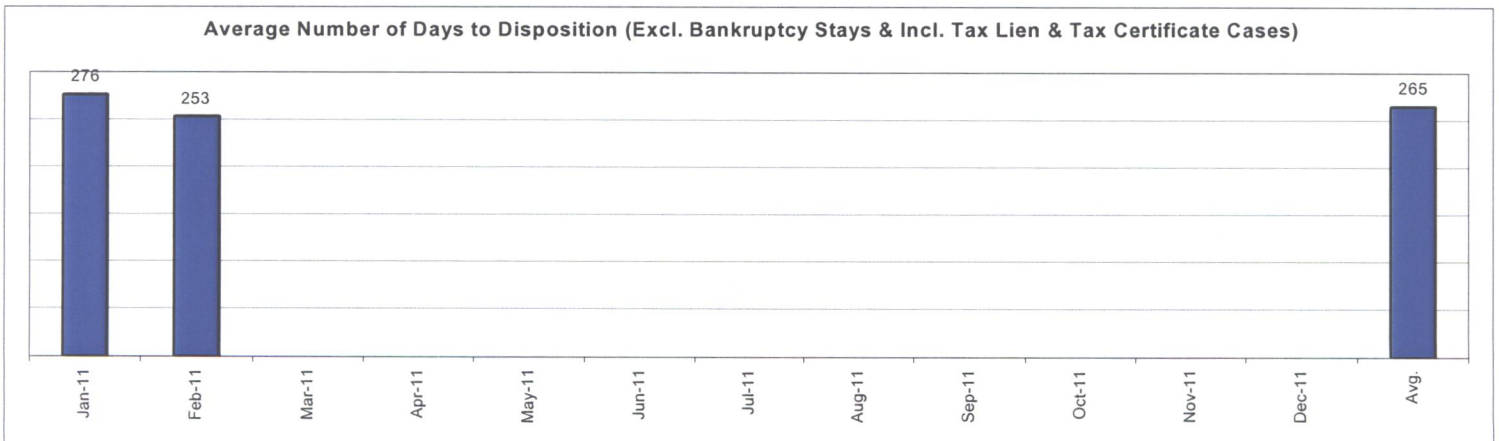
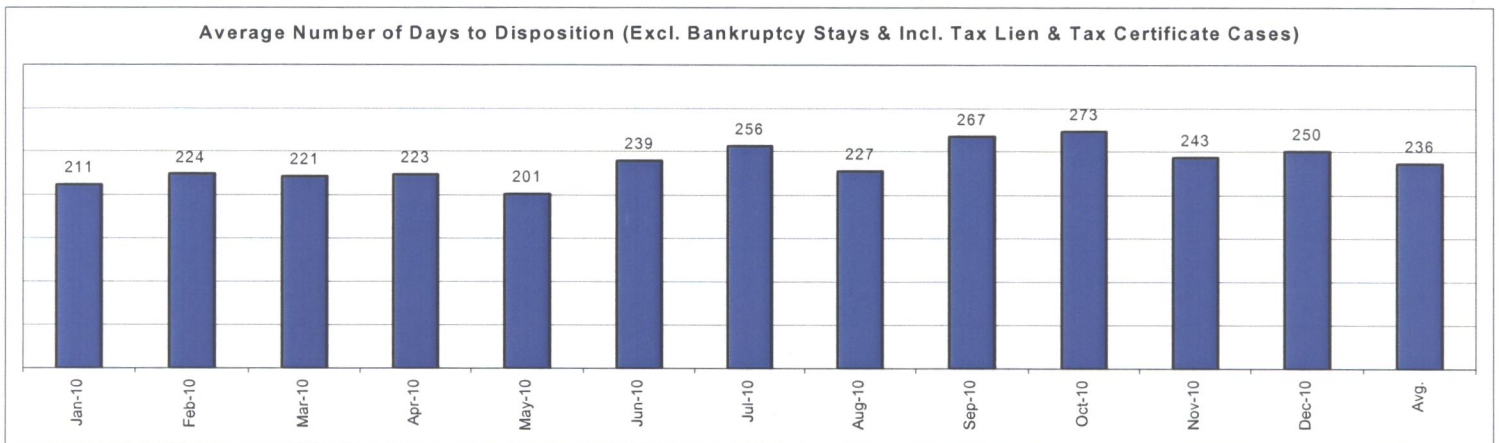
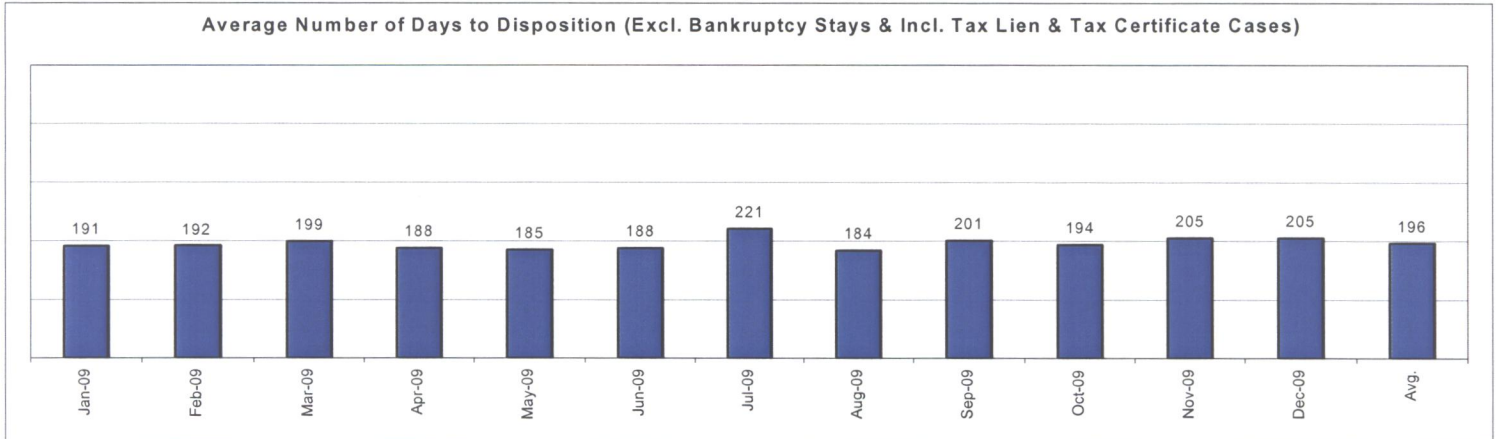
The average number of days to disposition is the number of days from filing to a final disposition entry being filed with the Clerk of Court. The data sample is based on all judicial foreclosure cases terminated by decree or dismissal (cases terminated by bankruptcy are not included) in a month. Each case is examined to determine the number of days between filing and termination with the periods that a case may have been in bankruptcy subtracted. Adding the total days of all of the cases minus bankruptcy periods and dividing by the total number of cases calculates the average. In the following chart, tax judicial foreclosure cases are excluded.



CUYAHOGA COUNTY COMMON PLEAS COURT

Avg. Number of Days to Disp. (Excl. Bank. Stays & Incl. Tax Lien & Tax Cert.)

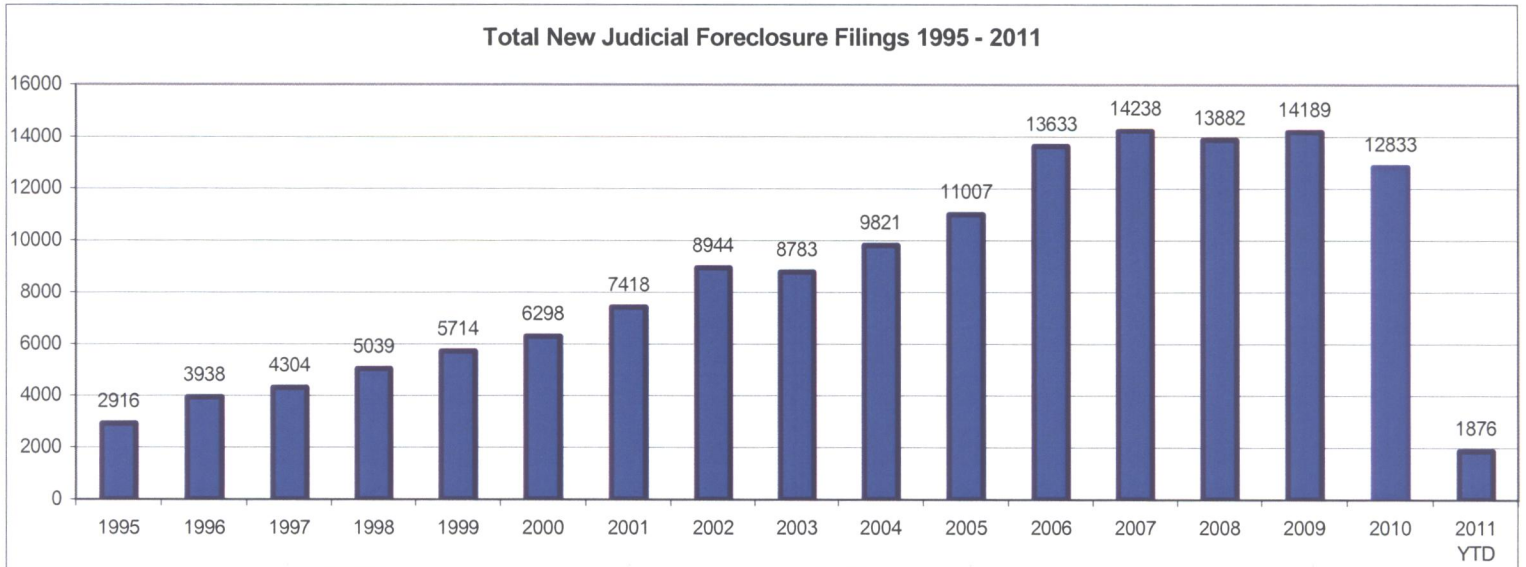
The average number of days to disposition is the number of days from filing to a final disposition entry being filed with the Clerk of Court. The data sample is based on all Judicial Foreclosure cases terminated by decree or dismissal (cases terminated by bankruptcy are not included) in a month. Each case is examined to determine the number of days between filing and termination with the periods that a case may have been in bankruptcy subtracted. Adding the total days of all of the cases minus bankruptcy periods and dividing by the total number of cases calculates the average. In the following chart, all types of Judicial Foreclosure cases are included.



Total New Judicial Foreclosure Filings

The following charts are provided as a historical view of new judicial foreclosure filings.

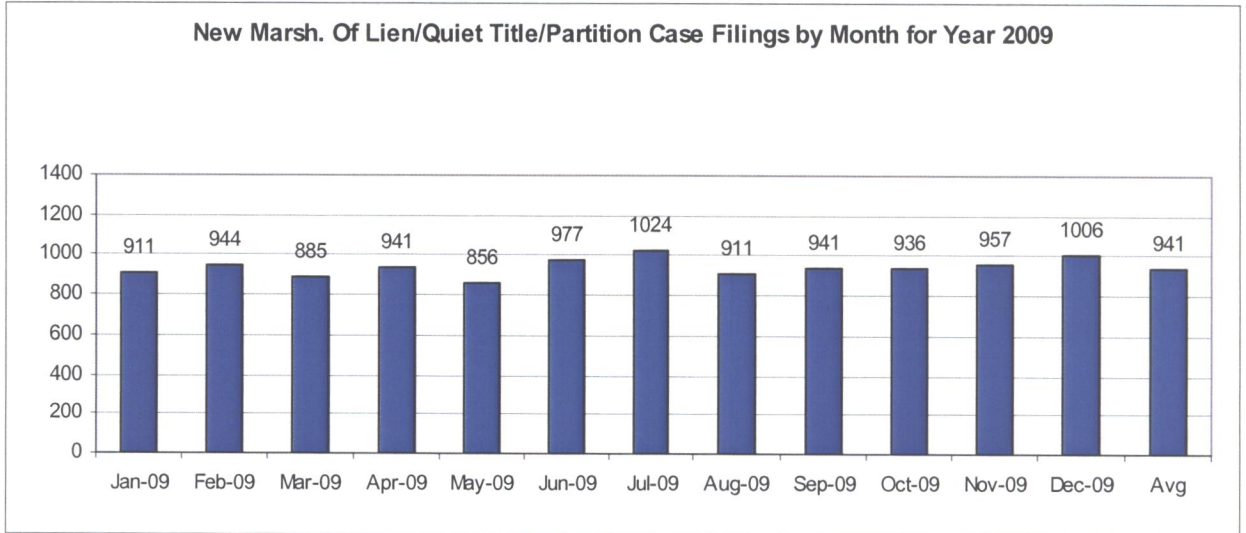
1. Total New Judicial Foreclosure Filings from 1995 – 2011 by year
2. Total New Marsh of Lien/Quiet Title/Partition Filings from 2009 – 2011 by month
3. Total New Tax Lien & Tax Certificate Filings for 2009 – 2011 by month
4. Total New Judicial Foreclosure Filings from 2009 – 2011 by month



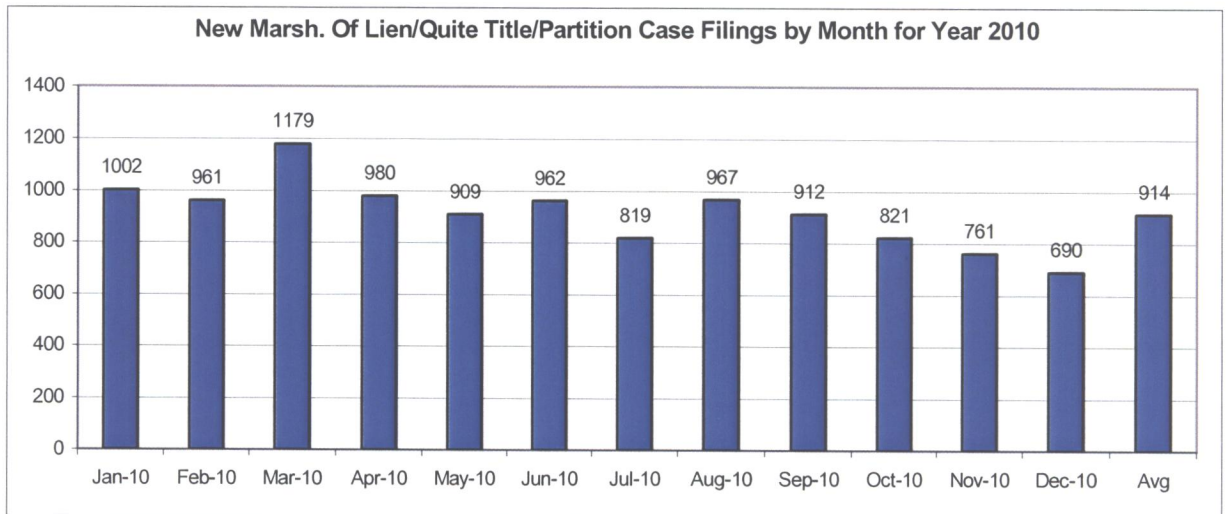
CUYAHOGA COUNTY COMMON PLEAS COURT

New Marsh. of Lien/Quiet Title/Partition Filings by Month for 2009 – 2011 YTD

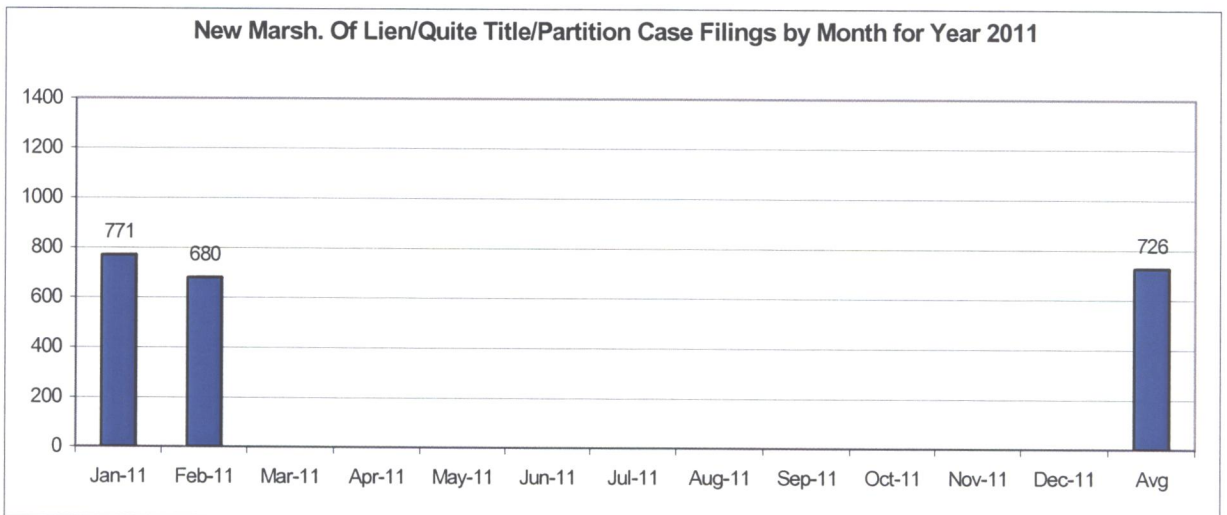
Month	# Filings
Jan-09	911
Feb-09	944
Mar-09	885
Apr-09	941
May-09	856
Jun-09	977
Jul-09	1024
Aug-09	911
Sep-09	941
Oct-09	936
Nov-09	957
Dec-09	1006
Avg	941
Total	11289



Month	# Filings
Jan-10	1002
Feb-10	961
Mar-10	1179
Apr-10	980
May-10	909
Jun-10	962
Jul-10	819
Aug-10	967
Sep-10	912
Oct-10	821
Nov-10	761
Dec-10	690
Avg	914
Total	10963



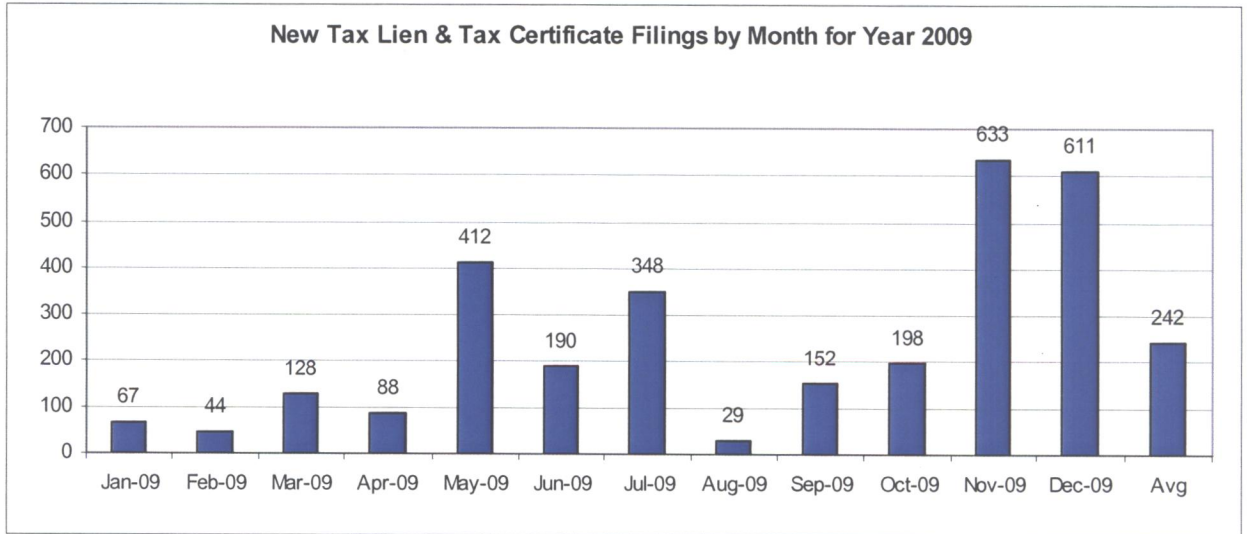
Month	# Filings
Jan-11	771
Feb-11	680
Mar-11	
Apr-11	
May-11	
Jun-11	
Jul-11	
Aug-11	
Sep-11	
Oct-11	
Nov-11	
Dec-11	
Avg	726
Total	1451



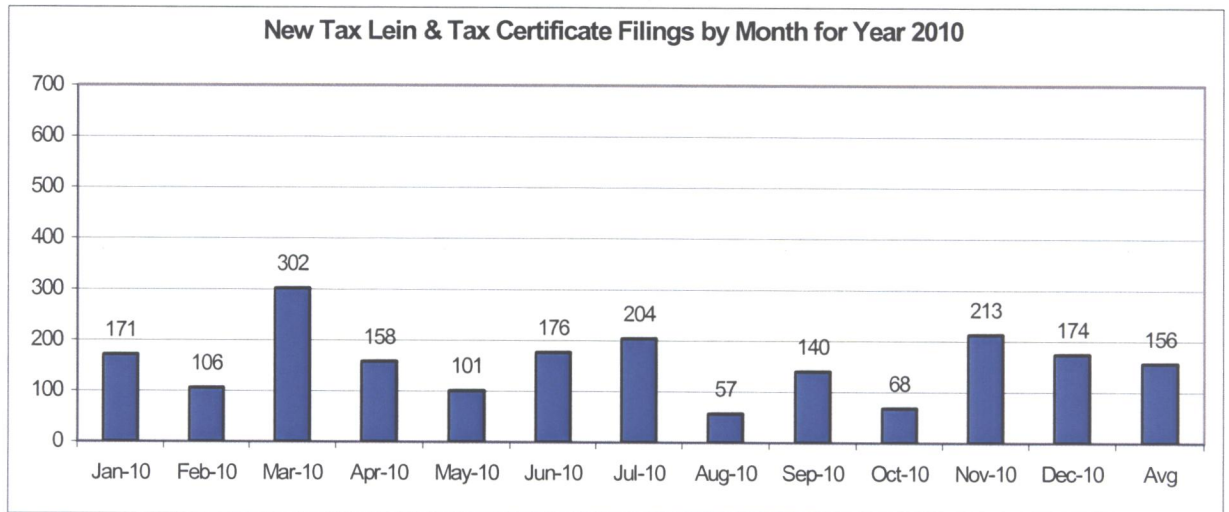
CUYAHOGA COUNTY COMMON PLEAS COURT

New Tax Lien & Certificate Filings by Month for Year 2009 – 2011 YTD

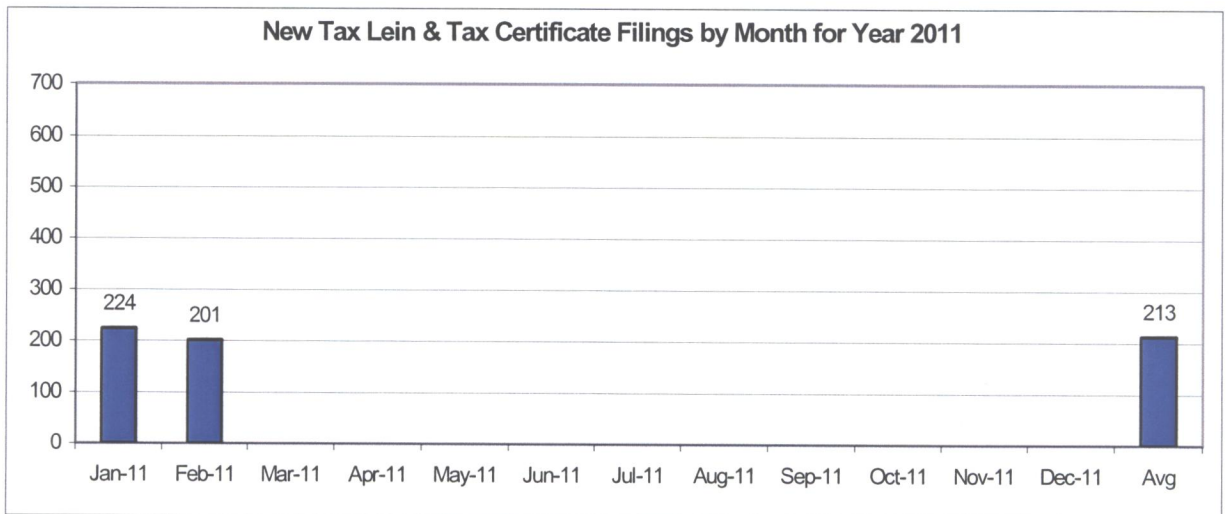
Month	# Filings
Jan-09	67
Feb-09	44
Mar-09	128
Apr-09	88
May-09	412
Jun-09	190
Jul-09	348
Aug-09	29
Sep-09	152
Oct-09	198
Nov-09	633
Dec-09	611
Avg	242
Total	2900



Month	# Filings
Jan-10	171
Feb-10	106
Mar-10	302
Apr-10	158
May-10	101
Jun-10	176
Jul-10	204
Aug-10	57
Sep-10	140
Oct-10	68
Nov-10	213
Dec-10	174
Avg	156
Total	1870



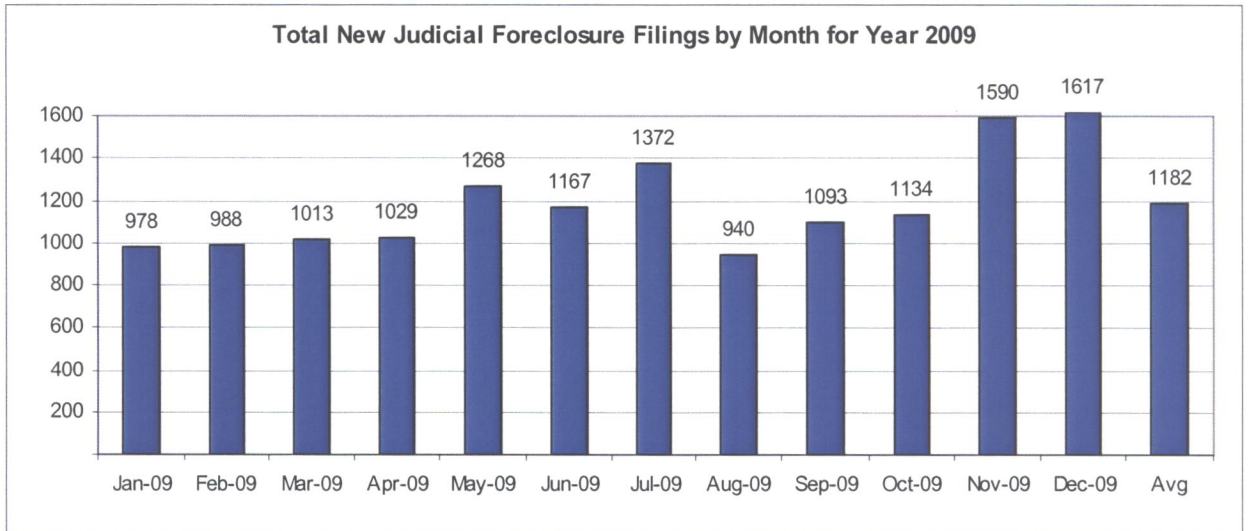
Month	# Filings
Jan-11	224
Feb-11	201
Mar-11	
Apr-11	
May-11	
Jun-11	
Jul-11	
Aug-11	
Sep-11	
Oct-11	
Nov-11	
Dec-11	
Avg	213
Total	425



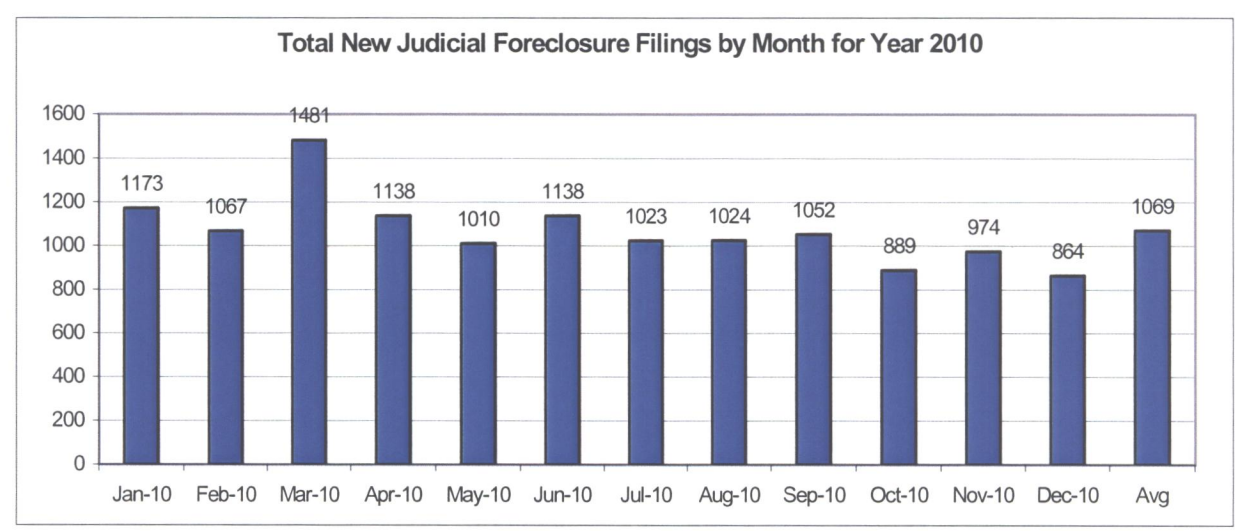
CUYAHOGA COUNTY COMMON PLEAS COURT

Total New Judicial Foreclosure Filings by Month for Year 2009 – 2011 YTD

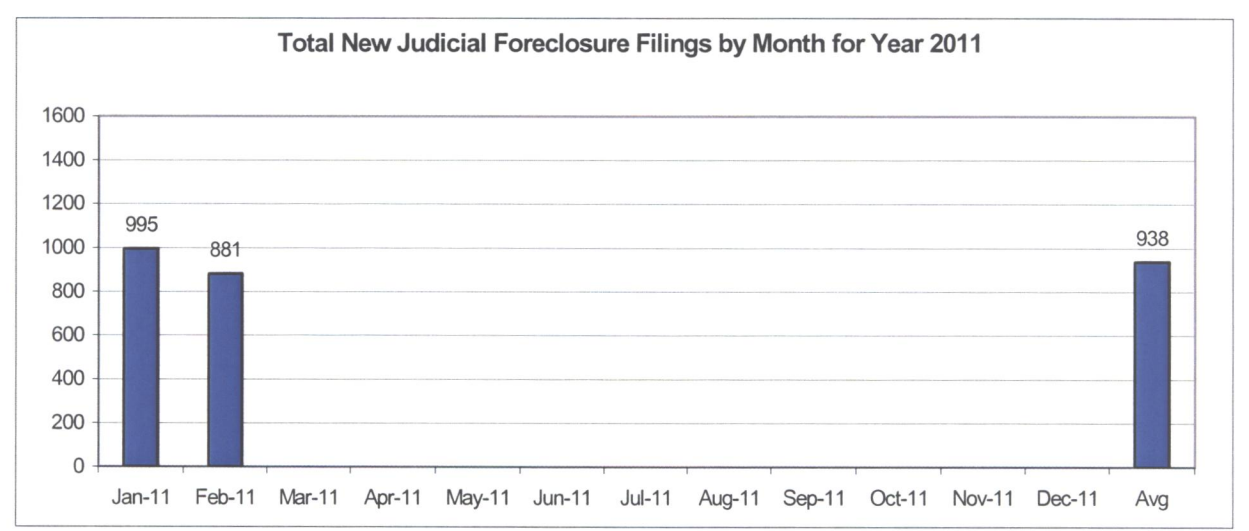
Month	# Filings
Jan-09	978
Feb-09	988
Mar-09	1013
Apr-09	1029
May-09	1268
Jun-09	1167
Jul-09	1372
Aug-09	940
Sep-09	1093
Oct-09	1134
Nov-09	1590
Dec-09	1617
Avg	1182
Total	14189



Month	# Filings
Jan-10	1173
Feb-10	1067
Mar-10	1481
Apr-10	1138
May-10	1010
Jun-10	1138
Jul-10	1023
Aug-10	1024
Sep-10	1052
Oct-10	889
Nov-10	974
Dec-10	864
Avg	1069
Total	12833



Month	# Filings
Jan-11	995
Feb-11	881
Mar-11	
Apr-11	
May-11	
Jun-11	
Jul-11	
Aug-11	
Sep-11	
Oct-11	
Nov-11	
Dec-11	
Avg	938
Total	1876



Magistrate's Monthly Reports

The Magistrates' Monthly Report consists of 5 reports. Below is a description of each.

Magistrate's Monthly Supplemental Journal Entry Report (R415)

Retrieves total number of supplemental entries and Decrees of Confirmation of Sheriff's sale created during a specific period. A supplemental entry is any journal created by a magistrate, which does not close out a case. For example, any magistrate's order (MG) setting a hearing, any journal entry (JE) ruling on a motion, journals confirming Sheriff's sales, etc.).

Magistrate's Full Disposition Count by Magistrate Report (R413)

Retrieves total number of cases disposed of during a specific period. The dispositions are grouped by Magistrate and then broken down by the type of disposition (i. e. Default, Dismissed with Prejudice, Dismissed without Prejudice, etc.) This report can be printed three different ways. Including tax cases (Full Dispositions), excluding tax cases (Non-Tax Dispositions), and Tax cases only (Tax Dispositions).

Magistrate's Monthly Cases Referred/Reinstated Report (R418)

Retrieves newly filed cases referred to the Magistrates Dept. and cases previously disposed by the Magistrates Dept. that are reinstated and re-referred to the magistrates. The cases are separated by Tax (filing code 1465; Tax Judicial Foreclosure & 1466; Tax Certificate Judicial Foreclosure) and Non-Tax (1460; Judicial Foreclosure Marsh. Of Lien, 1480; Partition, 1470; Quiet Title, misc. (i. e. 1391; Contract Other, etc.).

Magistrate's Monthly Hearing Totals Report (R3146)

Retrieves total number of hearings held during one month. The hearings are grouped by Magistrate and then broken down by what type hearing was held (i. e. Default, Pretrial, etc.).

Magistrate's Monthly Case Load Report (R3147)

Retrieves individual caseload totals for individual magistrates during a specific period. The cases are grouped by magistrate and then broken down by case type (i. e. tax judicial foreclosure, tax certificate judicial foreclosure and non-tax judicial foreclosure).

CUYAHOGA COUNTY COURT OF COMMON PLEAS

DATE: 03/10/2011
TIME: 11:12 AM

OFFICE OF THE MAGISTRATES
MAGISTRATE'S MONTHLY SUPPLEMENTALS BY CASE
REPORTING PERIOD: FEBRUARY 2011

PAGE: 1
CMSR415D

SUPPLEMENTALS

AUGUSTYN	254
BAKER	395
BUCHA	412
CUTHBERT	426
DYKE	305
GAUNTNER	582
GONZALEZ	356
HIPPLEY	199
JACKSON	307
KLEIN	350
LUCAS	264
OLSZTYN	548
VOZAR	298
WEISS	301
UNACCOUNTED FOR	0

TOTAL 4997

CONFIRMATIONS

TOTAL 288

CUYAHOGA COUNTY COURT OF COMMON PLEAS

OFFICE OF THE MAGISTRATES

Full Disposition Count by Magistrate

REPORTING PERIOD: FROM 02/01/2011 TO 02/28/2011

DATE: 03/10/2011

TIME: 11:15 AM

PAGE: 1

CMSR413

MagID	Dispose Type	Tax Cert.	Tax Treas.	Total		
KCA	Bank	0	0	1	Decrees	329
	Def	0	0	12	Defaults	167
	Dism	0	0	45	Other	162
	Ref. Vacate	0	0	0	Court Trial	0
	Court Trial	0	0	0	Dismissals	552
	Other	0	0	0	Bankruptcy	49
	<u>MAG'S TOTAL</u>	<u>0</u>	<u>0</u>	<u>58</u>	Ref. Vacated	0
GDB	Bank	0	0	2	Grand Total	930
	Def	0	0	31		
	Dism	0	0	32		
	Ref. Vacate	0	0	0		
	Court Trial	0	0	0		
	Other	0	0	6		
	<u>MAG'S TOTAL</u>	<u>0</u>	<u>0</u>	<u>71</u>		
SMB	Bank	0	0	3		
	Def	0	0	9		
	Dism	0	0	23		
	Ref. Vacate	0	0	0		
	Court Trial	0	0	0		
	Other	0	0	0		
	<u>MAG'S TOTAL</u>	<u>0</u>	<u>0</u>	<u>35</u>		
ARC	Bank	0	0	6		
	Def	0	0	10		
	Dism	0	0	57		
	Ref. Vacate	0	0	0		
	Court Trial	0	0	0		
	Other	0	0	0		
	<u>MAG'S TOTAL</u>	<u>0</u>	<u>0</u>	<u>73</u>		
JTD	Bank	0	0	0		
	Def	2	0	5		
	Dism	7	0	58		
	Ref. Vacate	0	0	0		
	Court Trial	0	0	0		
	Other	0	5	8		
	<u>MAG'S TOTAL</u>	<u>9</u>	<u>5</u>	<u>71</u>		
TMG	Bank	0	0	3		
	Def	0	0	14		
	Dism	0	0	70		
	Ref. Vacate	0	0	0		
	Court Trial	0	0	0		
	Other	0	0	2		
	<u>MAG'S TOTAL</u>	<u>0</u>	<u>0</u>	<u>89</u>		
TG	Bank	0	0	9		
	Def	0	0	18		
	Dism	0	0	26		
	Ref. Vacate	0	0	0		
	Court Trial	0	0	0		
	Other	0	0	5		
	<u>MAG'S TOTAL</u>	<u>0</u>	<u>0</u>	<u>58</u>		
KH	Bank	0	0	3		
	Def	0	0	4		
	Dism	0	0	35		

CUYAHOGA COUNTY COURT OF COMMON PLEAS

OFFICE OF THE MAGISTRATES

Full Disposition Count by Magistrate

REPORTING PERIOD: FROM 02/01/2011 TO 02/28/2011

DATE: 03/10/2011

TIME: 11:15 AM

PAGE: 2

CMSR413

MagID	Dispose Type	Tax Cert.	Tax Treas.	Total
	Ref. Vacate	0	0	0
	Court Trial	0	0	0
	Other	0	0	1
	<u>MAG'S TOTAL</u>	<u>0</u>	<u>0</u>	<u>43</u>
<hr/>				
JLJ	Bank	0	0	3
	Def	0	0	13
	Dism	0	0	34
	Ref. Vacate	0	0	0
	Court Trial	0	0	0
	Other	0	0	4
	<u>MAG'S TOTAL</u>	<u>0</u>	<u>0</u>	<u>54</u>
<hr/>				
MK	Bank	0	0	4
	Def	0	0	8
	Dism	0	0	30
	Ref. Vacate	0	0	0
	Court Trial	0	0	0
	Other	0	0	2
	<u>MAG'S TOTAL</u>	<u>0</u>	<u>0</u>	<u>44</u>
<hr/>				
PL	Bank	0	1	1
	Def	19	0	19
	Dism	18	4	22
	Ref. Vacate	0	0	0
	Court Trial	0	0	0
	Other	2	59	62
	<u>MAG'S TOTAL</u>	<u>39</u>	<u>64</u>	<u>104</u>
<hr/>				
CEO	Bank	0	0	8
	Def	0	0	11
	Dism	0	0	64
	Ref. Vacate	0	0	0
	Court Trial	0	0	0
	Other	0	0	3
	<u>MAG'S TOTAL</u>	<u>0</u>	<u>0</u>	<u>86</u>
<hr/>				
TJV	Bank	0	0	3
	Def	0	1	7
	Dism	1	0	29
	Ref. Vacate	0	0	0
	Court Trial	0	0	0
	Other	0	4	5
	<u>MAG'S TOTAL</u>	<u>1</u>	<u>5</u>	<u>44</u>
<hr/>				
CW	Bank	1	2	3
	Def	6	0	6
	Dism	23	4	27
	Ref. Vacate	0	0	0
	Court Trial	0	0	0
	Other	1	63	64
	<u>MAG'S TOTAL</u>	<u>31</u>	<u>69</u>	<u>100</u>

CUYAHOGA COUNTY COURT OF COMMON PLEAS

DATE: 03/10/2011
 TIME: 11:15 AM

OFFICE OF THE MAGISTRATES
 MAGISTRATE'S MONTHLY REF/REIN CASES
 FROM 02/01/2011 TO 02/28/2011

CMSR418

MAGISTRATE	NEW REFERRALS				REINSTATED			
	Tax Treas.	Tax Cert.	Non-Tax	Total	Tax Treas.	Tax Cert.	Non-Tax	Total
<u>AUGUSTYN/KEVIN/C</u>	0	0	37	37	0	0	1	1
<u>BAKER/GAIL/D</u>	0	0	57	57	0	0	14	14
<u>BUCHA/STEPHEN/M</u>	0	0	34	34	0	0	2	2
<u>CUTHBERT/AMY/R</u>	0	0	64	64	0	0	3	3
<u>DYKE/JOHN/T</u>	3	2	56	61	0	1	9	10
<u>GAUNTNER/TIMOTHY/M</u>	0	0	61	61	0	0	6	6
<u>GONZALEZ/TRACEY/</u>	0	0	55	55	0	0	2	2
<u>HIPPLEY/KEVIN/</u>	0	0	63	63	0	0	4	4
<u>JACKSON/JIM/L</u>	0	0	55	55	0	0	4	4
<u>KLEIN/MONICA/</u>	0	0	58	58	0	0	8	8
<u>LUCAS/PAUL/</u>	19	79	0	98	0	0	0	0
<u>OLSZTYN/CHRISTOPHER/E</u>	0	0	56	56	0	0	4	4
<u>VOZAR/THOMAS/J</u>	1	0	48	49	0	0	1	1
<u>WEISS/CAROL/</u>	23	76	0	99	0	0	0	0
<u>TOTAL</u>	46	157	644	847	0	1	58	59
<u>COMBINED TOTAL</u>		906						

CUYAHOGA COUNTY COURT OF COMMON PLEAS

**OFFICE OF THE MAGISTRATES
MAG MONTHLY HEARING TOTALS
Reporting Period: February 2011**

DATE: 03/10/2011
TIME: 11:15 AM

PAGE: 1
CMSR3146

Monthly Hearing Total 840

AUGUSTYN	
Default Hearings	27
Tax Hearings	0
Pretrials	11
<hr/>	
TOTAL:	38
BAKER	
Default Hearings	32
Tax Hearings	0
Pretrials	6
<hr/>	
TOTAL:	38
BUCHA	
Default Hearings	49
Tax Hearings	2
Pretrials	29
<hr/>	
TOTAL:	80
CUTHBERT	
Default Hearings	31
Tax Hearings	0
Pretrials	28
<hr/>	
TOTAL:	59
DYKE	
Default Hearings	2
Tax Hearings	0
Pretrials	8
<hr/>	
TOTAL:	10
GAUNTNER	
Default Hearings	36
Tax Hearings	0
Pretrials	33
<hr/>	
TOTAL:	69
GONZALEZ	
Default Hearings	69
Tax Hearings	0
Pretrials	7
<hr/>	
TOTAL:	76
HIPPLEY	
Default Hearings	44
Tax Hearings	0
Pretrials	7
<hr/>	
TOTAL:	51
JACKSON	
Default Hearings	17
Tax Hearings	0
Pretrials	16
<hr/>	
TOTAL:	33
KLEIN	
Default Hearings	25
Tax Hearings	0
Pretrials	21
<hr/>	

CUYAHOGA COUNTY COURT OF COMMON PLEAS

OFFICE OF THE MAGISTRATES

MAG MONTHLY HEARING TOTALS

Reporting Period: February 2011

DATE: 03/10/2011

TIME: 11:15 AM

PAGE: 2

CMSR3146

TOTAL:	46
LUCAS	
Default Hearings	2
Tax Hearings	98
Pretrials	9
<hr/>	
TOTAL:	109
OLSZTYN	
Default Hearings	54
Tax Hearings	0
Pretrials	14
<hr/>	
TOTAL:	68
VOZAR	
Default Hearings	43
Tax Hearings	4
Pretrials	13
<hr/>	
TOTAL:	60
WEISS	
Default Hearings	1
Tax Hearings	84
Pretrials	18
<hr/>	
TOTAL:	103

CUYAHOGA COUNTY COURT OF COMMON PLEAS

DATE: 03/10/2011
 TIME: 11:16 AM

Office of the Magistrates
 Magistrate's Monthly Case Load
 MONTH: FEBRUARY 2011

PAGE: 1
 CMSR3147

Magistrate Name	Non Tax Total	Tax Cert.	Tax Treas.	Total Tax	Total Cases
AUGUSTYN	274	0	0	0	274
BAKER	556	0	0	0	556
BUCHA	378	1	5	6	384
CUTHBERT	538	0	0	0	538
DYKE	456	18	14	32	488
GAUNTNER	538	0	0	0	538
GONZALEZ	664	0	0	0	664
HIPPLEY	762	1	0	1	763
JACKSON	640	1	0	1	641
KLEIN	544	0	0	0	544
LUCAS	4	470	634	1104	1108
OLSZTYN	471	0	0	0	471
VOZAR	565	29	21	50	615
WEISS	0	402	575	977	977
Non Tax Total:	6390	Cert.Tax Total: 922	Tax Treas. Total: 1249	Total Tax: 2171	Total Cases: 8561

CUYAHOGA COUNTY COMMON PLEAS COURT

Report CMSR1062 - Judicial Foreclosure Statistics by Judge

Report CMSR1062 provides a list of judicial foreclosure case activity for each Judge. The report identifies how many cases were pending at the beginning of the period. The new cases filed and cases that were transferred in or reactivated are added to the number pending at the beginning of the period. It then shows the type and number of terminations for the period. The total terminations are subtracted from the total pending which provides the pending at the end of the period.

CUYAHOGA COUNTY COURT OF COMMON PLEAS

DATE: 03/10/2011
TIME: 11:38 AM

Foreclosure Statistics by Judge
Reporting Period: February 2011

PAGE: 1
CMSR1062

Judge							
AMBROSE, DICK							
Pending at Beg of Period			New Cases Filed		Cases Transferred In / Reactivated		Total
213			27		10		250
Terminations							
Bankruptcy	4	Default	RefVacated	Court Trial	Dismiss	Other	Total
		5	0	0	23	49	81
Total Pending at End of Period							169
ASTRAB, MICHAEL							
Pending at Beg of Period			New Cases Filed		Cases Transferred In / Reactivated		Total
274			27		14		315
Terminations							
Bankruptcy	0	Default	RefVacated	Court Trial	Dismiss	Other	Total
		2	0	0	15	42	59
Total Pending at End of Period							256
BURNSIDE, JANET R							
Pending at Beg of Period			New Cases Filed		Cases Transferred In / Reactivated		Total
263			25		8		296
Terminations							
Bankruptcy	2	Default	RefVacated	Court Trial	Dismiss	Other	Total
		6	0	0	21	54	83
Total Pending at End of Period							213
CALABRESE, DEENA R							
Pending at Beg of Period			New Cases Filed		Cases Transferred In / Reactivated		Total
278			35		10		323
Terminations							
Bankruptcy	2	Default	RefVacated	Court Trial	Dismiss	Other	Total
		5	0	0	14	58	79
Total Pending at End of Period							244
CLANCY, MAUREEN							
Pending at Beg of Period			New Cases Filed		Cases Transferred In / Reactivated		Total
297			26		5		328
Terminations							
Bankruptcy	3	Default	RefVacated	Court Trial	Dismiss	Other	Total
		1	0	0	9	54	67
Total Pending at End of Period							261
CORRIGAN, BRIAN J							
Pending at Beg of Period			New Cases Filed		Cases Transferred In / Reactivated		Total
267			26		5		298
Terminations							
Bankruptcy	2	Default	RefVacated	Court Trial	Dismiss	Other	Total
		16	0	0	4	58	80
Total Pending at End of Period							218
CORRIGAN, PETER J							
Pending at Beg of Period			New Cases Filed		Cases Transferred In / Reactivated		Total
246			21		17		284
Terminations							
Bankruptcy	1	Default	RefVacated	Court Trial	Dismiss	Other	Total
		5	0	0	26	60	92
Total Pending at End of Period							192
DONNELLY, MICHAEL P							

CUYAHOGA COUNTY COURT OF COMMON PLEAS

DATE: 03/10/2011
TIME: 11:38 AM

Foreclosure Statistics by Judge
Reporting Period: February 2011

PAGE: 2
CMSR1062

Judge							
	Pending at Beg of Period		New Cases Filed		Cases Transferred In / Reactivated		Total
	321		27		7		355
Terminations							
	Bankruptcy	Default	RefVacated	Court Trial	Dismiss	Other	Total
	0	3	0	0	18	51	72
	Total Pending at End of Period						283
FRIEDLAND, CAROLYN B							
	Pending at Beg of Period		New Cases Filed		Cases Transferred In / Reactivated		Total
	247		24		1		272
Terminations							
	Bankruptcy	Default	RefVacated	Court Trial	Dismiss	Other	Total
	0	2	0	0	18	50	70
	Total Pending at End of Period						202
FRIEDMAN, STUART A							
	Pending at Beg of Period		New Cases Filed		Cases Transferred In / Reactivated		Total
	328		27		10		365
Terminations							
	Bankruptcy	Default	RefVacated	Court Trial	Dismiss	Other	Total
	1	2	0	0	13	54	70
	Total Pending at End of Period						295
FUERST, NANCY A							
	Pending at Beg of Period		New Cases Filed		Cases Transferred In / Reactivated		Total
	177		13		2		192
Terminations							
	Bankruptcy	Default	RefVacated	Court Trial	Dismiss	Other	Total
	1	3	0	0	9	31	44
	Total Pending at End of Period						148
GALLAGHER, EILEEN A							
	Pending at Beg of Period		New Cases Filed		Cases Transferred In / Reactivated		Total
	196		21		7		224
Terminations							
	Bankruptcy	Default	RefVacated	Court Trial	Dismiss	Other	Total
	1	7	0	0	20	38	66
	Total Pending at End of Period						158
GALLAGHER, EILEEN T							
	Pending at Beg of Period		New Cases Filed		Cases Transferred In / Reactivated		Total
	216		25		14		255
Terminations							
	Bankruptcy	Default	RefVacated	Court Trial	Dismiss	Other	Total
	1	6	0	0	12	47	66
	Total Pending at End of Period						189
GALLAGHER, HOLLIE L							
	Pending at Beg of Period		New Cases Filed		Cases Transferred In / Reactivated		Total
	231		25		10		266
Terminations							
	Bankruptcy	Default	RefVacated	Court Trial	Dismiss	Other	Total
	2	4	0	0	19	60	85
	Total Pending at End of Period						181
GAUL, DANIEL							

CUYAHOGA COUNTY COURT OF COMMON PLEAS

DATE: 03/10/2011
TIME: 11:38 AM

Foreclosure Statistics by Judge
Reporting Period: February 2011

PAGE: 3
CMSR1062

Judge							
	Pending at Beg of Period		New Cases Filed	Cases Transferred In / Reactivated			Total
	329		35	4			368
Terminations							
	Bankruptcy	Default	RefVacated	Court Trial	Dismiss	Other	Total
	0	1	0	0	12	57	70
Total Pending at End of Period							298
MASON, LANCE T							
	Pending at Beg of Period		New Cases Filed	Cases Transferred In / Reactivated			Total
	268		31	2			301
Terminations							
	Bankruptcy	Default	RefVacated	Court Trial	Dismiss	Other	Total
	1	4	0	0	12	40	57
Total Pending at End of Period							244
MATIA, DAVID T							
	Pending at Beg of Period		New Cases Filed	Cases Transferred In / Reactivated			Total
	264		29	9			302
Terminations							
	Bankruptcy	Default	RefVacated	Court Trial	Dismiss	Other	Total
	1	18	0	0	13	59	91
Total Pending at End of Period							211
MCCORMICK, TIMOTHY							
	Pending at Beg of Period		New Cases Filed	Cases Transferred In / Reactivated			Total
	250		31	4			285
Terminations							
	Bankruptcy	Default	RefVacated	Court Trial	Dismiss	Other	Total
	1	5	0	0	29	54	89
Total Pending at End of Period							196
MCDONNELL, NANCY R							
	Pending at Beg of Period		New Cases Filed	Cases Transferred In / Reactivated			Total
	265		21	9			295
Terminations							
	Bankruptcy	Default	RefVacated	Court Trial	Dismiss	Other	Total
	0	4	0	0	27	53	84
Total Pending at End of Period							211
MCGINTY, TIMOTHY J							
	Pending at Beg of Period		New Cases Filed	Cases Transferred In / Reactivated			Total
	256		25	18			299
Terminations							
	Bankruptcy	Default	RefVacated	Court Trial	Dismiss	Other	Total
	2	4	0	0	15	61	82
Total Pending at End of Period							217
MCMONAGLE, RICHARD J							
	Pending at Beg of Period		New Cases Filed	Cases Transferred In / Reactivated			Total
	212		15	5			232
Terminations							
	Bankruptcy	Default	RefVacated	Court Trial	Dismiss	Other	Total
	1	4	0	0	11	42	58
Total Pending at End of Period							174
O'DONNELL, JOHN P							

CUYAHOGA COUNTY COURT OF COMMON PLEAS

DATE: 03/10/2011
TIME: 11:38 AM

Foreclosure Statistics by Judge
Reporting Period: February 2011

PAGE: 4
CMSR1062

Judge							
	Pending at Beg of Period		New Cases Filed		Cases Transferred In / Reactivated		Total
	230		14		4		248
Terminations							
	Bankruptcy	Default	RefVacated	Court Trial	Dismiss	Other	Total
	2	4	0	0	9	37	52
	Total Pending at End of Period						196
RUSSO, JOHN J							
	Pending at Beg of Period		New Cases Filed		Cases Transferred In / Reactivated		Total
	238		34		14		286
Terminations							
	Bankruptcy	Default	RefVacated	Court Trial	Dismiss	Other	Total
	2	6	0	0	23	44	75
	Total Pending at End of Period						211
RUSSO, JOSEPH D							
	Pending at Beg of Period		New Cases Filed		Cases Transferred In / Reactivated		Total
	244		39		8		291
Terminations							
	Bankruptcy	Default	RefVacated	Court Trial	Dismiss	Other	Total
	1	5	0	0	21	72	99
	Total Pending at End of Period						192
RUSSO, MICHAEL J							
	Pending at Beg of Period		New Cases Filed		Cases Transferred In / Reactivated		Total
	268		23		16		307
Terminations							
	Bankruptcy	Default	RefVacated	Court Trial	Dismiss	Other	Total
	1	4	0	0	18	60	83
	Total Pending at End of Period						224
RUSSO, NANCY MARGARET							
	Pending at Beg of Period		New Cases Filed		Cases Transferred In / Reactivated		Total
	154		31		13		198
Terminations							
	Bankruptcy	Default	RefVacated	Court Trial	Dismiss	Other	Total
	0	5	0	0	29	13	47
	Total Pending at End of Period						151
SAFFOLD, SHIRLEY STRICKI							
	Pending at Beg of Period		New Cases Filed		Cases Transferred In / Reactivated		Total
	274		21		5		300
Terminations							
	Bankruptcy	Default	RefVacated	Court Trial	Dismiss	Other	Total
	1	11	0	0	11	42	65
	Total Pending at End of Period						235
SHEEHAN, BRENDAN J							
	Pending at Beg of Period		New Cases Filed		Cases Transferred In / Reactivated		Total
	237		28		17		282
Terminations							
	Bankruptcy	Default	RefVacated	Court Trial	Dismiss	Other	Total
	1	3	0	0	10	75	89
	Total Pending at End of Period						193
SUSTER, RONALD							

CUYAHOGA COUNTY COURT OF COMMON PLEAS

DATE: 03/10/2011
 TIME: 11:38 AM

Foreclosure Statistics by Judge
 Reporting Period: February 2011

PAGE: 5
 CMSR1062

Judge							
	Pending at Beg of Period		New Cases Filed		Cases Transferred In / Reactivated		Total
	313		28		9		350
Terminations							
	Bankruptcy	Default	RefVacated	Court Trial	Dismiss	Other	Total
	3	2	0	0	17	48	70
	Total Pending at End of Period						280
SUTULA, JOHN D							
	Pending at Beg of Period		New Cases Filed		Cases Transferred In / Reactivated		Total
	317		24		4		345
Terminations							
	Bankruptcy	Default	RefVacated	Court Trial	Dismiss	Other	Total
	2	4	0	0	6	47	59
	Total Pending at End of Period						286
SUTULA, KATHLEEN ANN							
	Pending at Beg of Period		New Cases Filed		Cases Transferred In / Reactivated		Total
	247		29		2		278
Terminations							
	Bankruptcy	Default	RefVacated	Court Trial	Dismiss	Other	Total
	1	0	0	0	9	40	50
	Total Pending at End of Period						228
SYNENBERG, JOAN							
	Pending at Beg of Period		New Cases Filed		Cases Transferred In / Reactivated		Total
	292		24		4		320
Terminations							
	Bankruptcy	Default	RefVacated	Court Trial	Dismiss	Other	Total
	2	5	0	0	19	44	70
	Total Pending at End of Period						250
TERRY, STEVEN J							
	Pending at Beg of Period		New Cases Filed		Cases Transferred In / Reactivated		Total
	261		29		8		298
Terminations							
	Bankruptcy	Default	RefVacated	Court Trial	Dismiss	Other	Total
	0	5	0	0	25	45	75
	Total Pending at End of Period						223
VILLANUEVA, JOSE' A							
	Pending at Beg of Period		New Cases Filed		Cases Transferred In / Reactivated		Total
	292		28		7		327
Terminations							
	Bankruptcy	Default	RefVacated	Court Trial	Dismiss	Other	Total
	2	6	0	0	12	61	81
	Total Pending at End of Period						246

Monthly Summary

MONTHLY SUMMARY

February 2011

NAME	PEND	ASSIGNED			TRIALS						DISP	PENDING				+ -
		CV	CR	TOT	JURY			COURT				CV	FR	CR	TOT	
					CV	CR	TOT	CV	CR	TOT		CV	FR	CR	TOT	
Dick Ambrose	629	79	38	117	0	2	2	1	1	2	183	248	169	146	563	+ 66
Michael K. Astrab	656	85	28	113	1	1	2	0	0	0	130	224	256	159	639	+ 17
Janet R. Burnside	672	78	36	114	0	0	0	0	0	0	179	288	216	103	607	+ 65
Deena R. Calabrese	707	81	38	119	1	0	1	0	0	0	197	279	244	106	629	+ 78
Maureen Clancy	663	72	39	111	1	0	1	0	0	0	138	268	261	107	636	+ 27
Brian J. Corrigan	767	75	39	114	1	0	1	0	0	0	151	336	217	177	730	+ 37
Peter J. Corrigan	636	88	41	129	0	0	0	0	0	0	158	274	213	120	607	+ 29
Michael P. Donnelly	684	77	33	110	1	1	2	0	0	0	148	262	283	101	646	+ 38
Carolyn B. Friedland	778	72	41	113	0	1	1	1	0	1	176	319	216	180	715	+ 63
Stuart A. Friedman	743	81	38	119	1	0	1	0	1	1	144	265	306	147	718	+ 25
Nancy A. Fuerst	359	37	10	47	0	0	0	0	0	0	78	149	149	30	328	+ 31
Eileen A. Gallagher	599	60	41	101	0	0	0	0	0	0	132	261	158	149	568	+ 31
Eileen T. Gallagher	583	85	30	115	0	0	0	1	0	1	153	244	192	109	545	+ 38
Hollie L. Gallagher	569	79	30	109	0	0	0	0	1	1	162	239	183	94	516	+ 53
Daniel Gaul	771	82	48	130	0	2	2	0	0	0	156	252	298	195	745	+ 26
Lance T. Mason	716	76	37	113	0	0	0	0	0	0	121	304	254	150	708	+ 8
David T. Matia	625	83	43	126	2	0	2	0	0	0	182	264	214	91	569	+ 56
Timothy McCormick	635	77	49	126	1	0	1	0	2	2	171	266	196	128	590	+ 45
Nancy R. McDonnell	619	75	35	110	1	1	2	0	1	1	172	248	219	90	557	+ 62
Timothy J. McGinty	574	89	43	132	2	0	2	0	0	0	154	240	217	95	552	+ 22
Richard J. McMonagle	684	68	22	90	1	0	1	0	0	0	124	392	182	76	650	+ 34
John P. O'Donnell	556	67	15	82	1	0	1	0	0	0	118	285	203	32	520	+ 36
John J. Russo	583	87	34	121	1	1	2	0	0	0	170	243	211	80	534	+ 49
Joseph D. Russo	679	76	35	111	1	1	2	0	0	0	169	272	191	158	621	+ 58
Michael J. Russo	598	87	37	124	0	0	0	0	0	0	160	253	226	83	562	+ 36
Nancy Margaret Russo	414	89	38	127	0	2	2	0	2	2	135	170	153	83	406	+ 8
Shirley Strickland Saffold	715	78	37	115	0	1	1	0	0	0	128	303	233	166	702	+ 13
Brendan J. Sheehan	548	88	44	132	1	2	3	0	1	1	156	227	192	105	524	+ 24
Ronald Suster	820	81	45	126	0	0	0	0	1	1	160	290	281	215	786	+ 34
John D. Sutula	771	75	33	108	0	0	0	0	1	1	151	268	285	175	728	+ 43
Kathleen Ann Sutula	621	72	42	114	0	1	1	0	0	0	127	247	229	132	608	+ 13
Joan Synenberg	749	78	36	114	0	0	0	0	0	0	133	319	249	162	730	+ 19
Steven J. Terry	701	77	49	126	0	1	1	0	1	1	171	273	223	160	656	+ 45
José A. Villanueva	656	77	38	115	0	0	0	1	0	1	155	265	269	82	616	+ 40
TOTALS	22080	2631	1242	3873	17	17	34	4	12	16	5142	9037	7588	4186	20811	+ 1269

Year to Date Summary

SUMMARY FOR THE COURT

January - February 2011

NAME	PEND	ASSIGNED			TRIALS						DISP	PENDING				+	-
		CV	CR	TOT	JURY			COURT				CV	FR	CR	TOT		
Dick Ambrose	629	166	78	244	1	2	3	1	2	3	310	248	169	146	563	+ 66	
Michael K. Astrab	647	152	56	208	1	2	3	0	0	0	216	224	256	159	639	+ 8	
Janet R. Burnside	675	165	72	237	0	0	0	0	1	1	305	288	216	103	607	+ 68	
Deena R. Calabrese	704	166	74	240	1	0	1	0	0	0	315	279	244	106	629	+ 75	
Maureen Clancy	649	151	75	226	2	0	2	0	0	0	239	268	261	107	636	+ 13	
Brian J. Corrigan	757	163	78	241	1	0	1	0	1	1	268	336	217	177	730	+ 27	
Peter J. Corrigan	617	180	78	258	0	1	1	0	0	0	268	274	213	120	607	+ 10	
Michael P. Donnelly	662	162	83	245	2	1	3	0	1	1	261	262	283	101	646	+ 16	
Carolyn B. Friedland	778	160	95	255	0	2	2	1	0	1	318	319	216	180	715	+ 63	
Stuart A. Friedman	729	164	77	241	2	1	3	0	2	2	252	265	306	147	718	+ 11	
Nancy A. Fuerst	362	90	28	118	1	3	4	0	0	0	152	149	149	30	328	+ 34	
Eileen A. Gallagher	591	151	76	227	1	0	1	0	2	2	250	261	158	149	568	+ 23	
Eileen T. Gallagher	586	179	71	250	0	1	1	1	0	1	291	244	192	109	545	+ 41	
Hollie L. Gallagher	594	175	57	232	0	0	0	0	1	1	310	239	183	94	516	+ 78	
Daniel Gaul	779	168	90	258	0	2	2	1	1	2	292	252	298	195	745	+ 34	
Lance T. Mason	688	160	86	246	0	0	0	0	1	1	226	304	254	150	708	- 20	
David T. Matia	656	169	77	246	2	2	4	0	0	0	333	264	214	91	569	+ 87	
Timothy McCormick	633	166	90	256	1	2	3	0	2	2	299	266	196	128	590	+ 43	
Nancy R. McDonnell	591	165	76	241	1	1	2	0	1	1	275	248	219	90	557	+ 34	
Timothy J. McGinty	552	185	80	265	2	2	4	0	0	0	265	240	217	95	552	0	
Richard J. McMonagle	694	147	43	190	1	0	1	0	0	0	234	392	182	76	650	+ 44	
John P. O'Donnell	566	149	28	177	1	0	1	1	0	1	223	285	203	32	520	+ 46	
John J. Russo	581	172	74	246	2	2	4	0	2	2	293	243	211	80	534	+ 47	
Joseph D. Russo	713	162	63	225	1	1	2	0	0	0	317	272	191	158	621	+ 92	
Michael J. Russo	633	174	63	237	0	0	0	2	0	2	308	253	226	83	562	+ 71	
Nancy Margaret Russo	398	187	77	264	1	3	4	0	2	2	256	170	153	83	406	- 8	
Shirley Strickland Saffold	727	171	78	249	0	1	1	0	1	1	274	303	233	166	702	+ 25	
Brendan J. Sheehan	555	179	90	269	1	2	3	0	2	2	300	227	192	105	524	+ 31	
Ronald Suster	808	173	90	263	1	0	1	0	2	2	285	290	281	215	786	+ 22	
John D. Sutula	743	157	78	235	0	1	1	0	1	1	250	268	285	175	728	+ 15	
Kathleen Ann Sutula	604	157	81	238	0	4	4	0	0	0	234	247	229	132	608	- 4	
Joan Synenberg	754	158	87	245	0	0	0	0	1	1	269	319	249	162	730	+ 24	
Steven J. Terry	727	164	88	252	1	1	2	0	3	3	323	273	223	160	656	+ 71	
José A. Villanueva	668	160	63	223	0	1	1	1	0	1	275	265	269	82	616	+ 52	
TOTALS	22050	5547	2500	8047	27	38	65	8	29	37	9286	9037	7588	4186	20811	+ 1239	

Corrections/Adjustments

CUYAHOGA COUNTY COMMON PLEAS COURT

There was a minor error in the *New Marsh. Of Lien/Quite Title/Partition Case Filings by Month, Total New Judicial Foreclosure Filings by Month for Year 2011 and Total New Judicial Foreclosure Filings 1996-2011* for the month of January 2011.

The following charts reflect the original and corrected numbers.

