



CUYAHOGA COUNTY COMMON PLEAS COURT

***Statistics Report
October 2010***

***Nancy A. Fuerst
Administrative and Presiding Judge***

CUYAHOGA COUNTY COMMON PLEAS COURT

TABLE OF CONTENTS

Criminal Statistics

Newly Filed, Re-Activated And Transferred In Cases _____	4
Yearly Criminal Terminations _____	5
Pending Criminal Cases End of Period _____	6
Clearance Rate _____	7
Arrest to Disposition Timeline _____	8
Average Arrest to Disposition Timeline (Jail Cases) _____	9
Average Arrest to Disposition Timeline (Non-Jail Cases) _____	10
Average Arrest to Disposition Timeline (Jail and Non-Jail Cases) _____	11
Yearly Average Arrest to Disposition Timeline _____	12
Indictments and Informations Filed With the Clerk of Courts _____	13
Bail Case Arraignment Activity _____	14
Overall Arraignment Statistics _____	15

Foreclosure Statistics

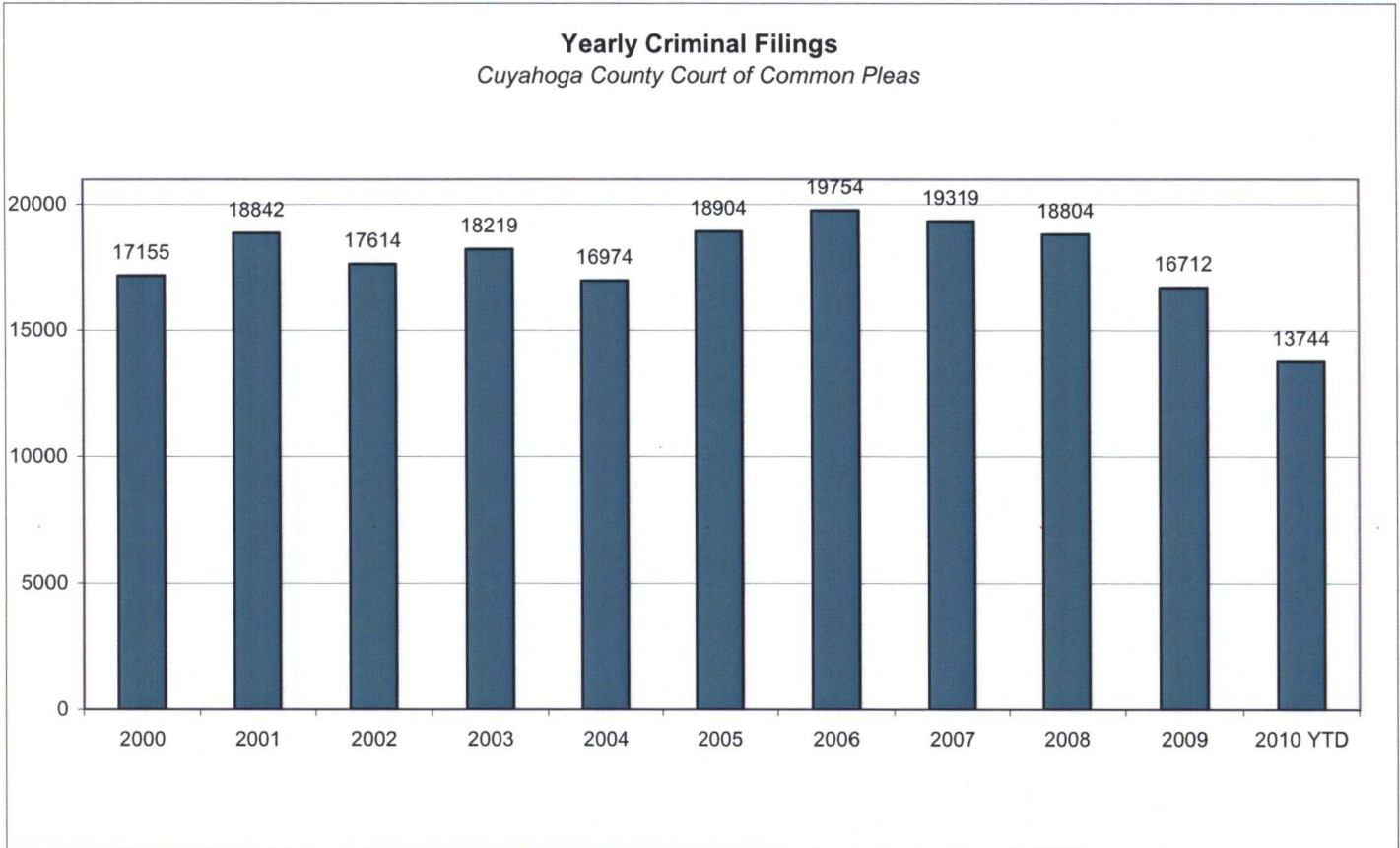
Total Pending Judicial Foreclosure Cases Referred to Magistrates (A) _____	17
Total Pending Judicial Foreclosure Cases Referred to Magistrates (B) _____	18
Total Pending Judicial Foreclosure Cases Referred to Magistrates (C) _____	19
Total Pending Tax Lien & Certificate Cases Referred to Magistrates (A) _____	20
Total Pending Tax Lien & Certificate Cases Referred to Magistrates (B) _____	21
Total Pending Tax Lien & Certificate Cases Referred to Magistrates (C) _____	22
Percentage of Pending Judicial Foreclosure Cases By Filing Year _____	23
Judicial Foreclosure Clearance Rate Year 2008 _____	24
Judicial Foreclosure Clearance Rate Year 2009 _____	25
Judicial Foreclosure Clearance Rate Year 2010 _____	26
Avg. Number of Days to Disp. (Excl. Bank. Stays & Tax Lien & Tax Cert.) _____	27
Avg. Number of Days to Disp. (Excl. Bank. Stays & Incl. Tax Lien & Tax Cert.) _____	28
Total New Judicial Foreclosure Filings _____	29
New Marsh. of Lien/Quiet Title/Partition Filings by Month for 2008 – 2010 YTD _____	30
New Tax Lien & Certificate Filings by Month for Year 2008 – 2010 YTD _____	31
Total New Judicial Foreclosure Filings by Month for Year 2008 – 2010 YTD _____	32
Magistrate's Monthly Reports _____	33
Report CMSR1062 - Judicial Foreclosure Statistics by Judge _____	41
Monthly Summary _____	47
Year to Date Summary _____	49
Corrections / Adjustments _____	52

Criminal Case Statistics

CUYAHOGA COUNTY COMMON PLEAS COURT

Newly Filed, Re-Activated And Transferred In Cases

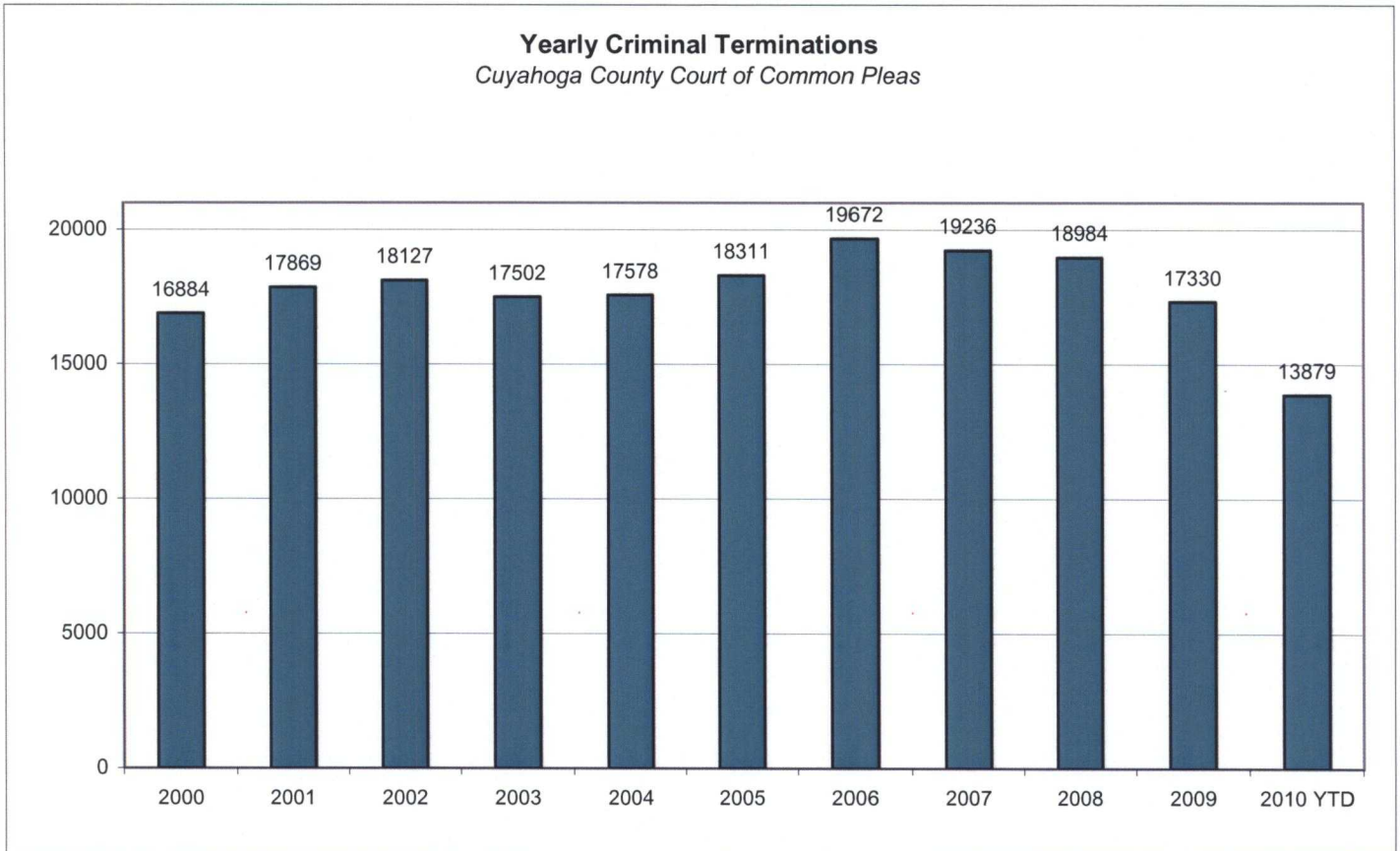
The following chart is a representation of all newly filed cases in Cuyahoga County Court of Common Pleas from 2000 – October 2010. Newly filed cases are defined as having been arraigned and assigned to a Judge. Cases that are re-activated are cases where a defendant was unavailable for trial but has now become ready to proceed. Transferred cases are moved from one Judge's docket to another. This could be due to re-assignment to a mental health Judge or after additional information indicates that by Court rule, the case should have been assigned to another Judge.



CUYAHOGA COUNTY COMMON PLEAS COURT

Yearly Criminal Terminations

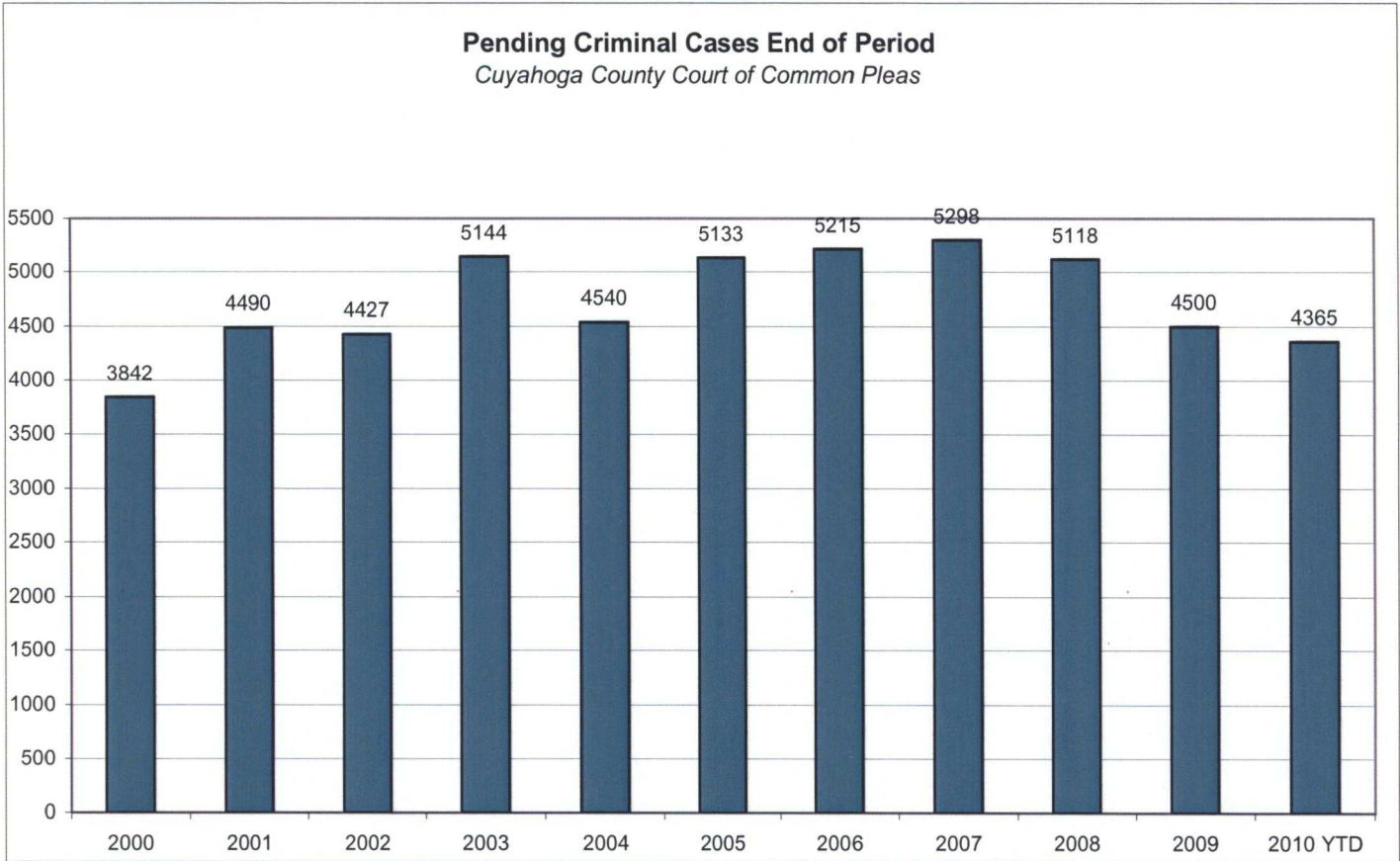
The following chart represents the cases that have been terminated by the Court from 2000 – October 2010. These are all cases that have been terminated by trial, plea or dismissal. Also cases where a defendant has become unavailable for trial or sentencing are reported as terminated.



CUYAHOGA COUNTY COMMON PLEAS COURT

Pending Criminal Cases End of Period

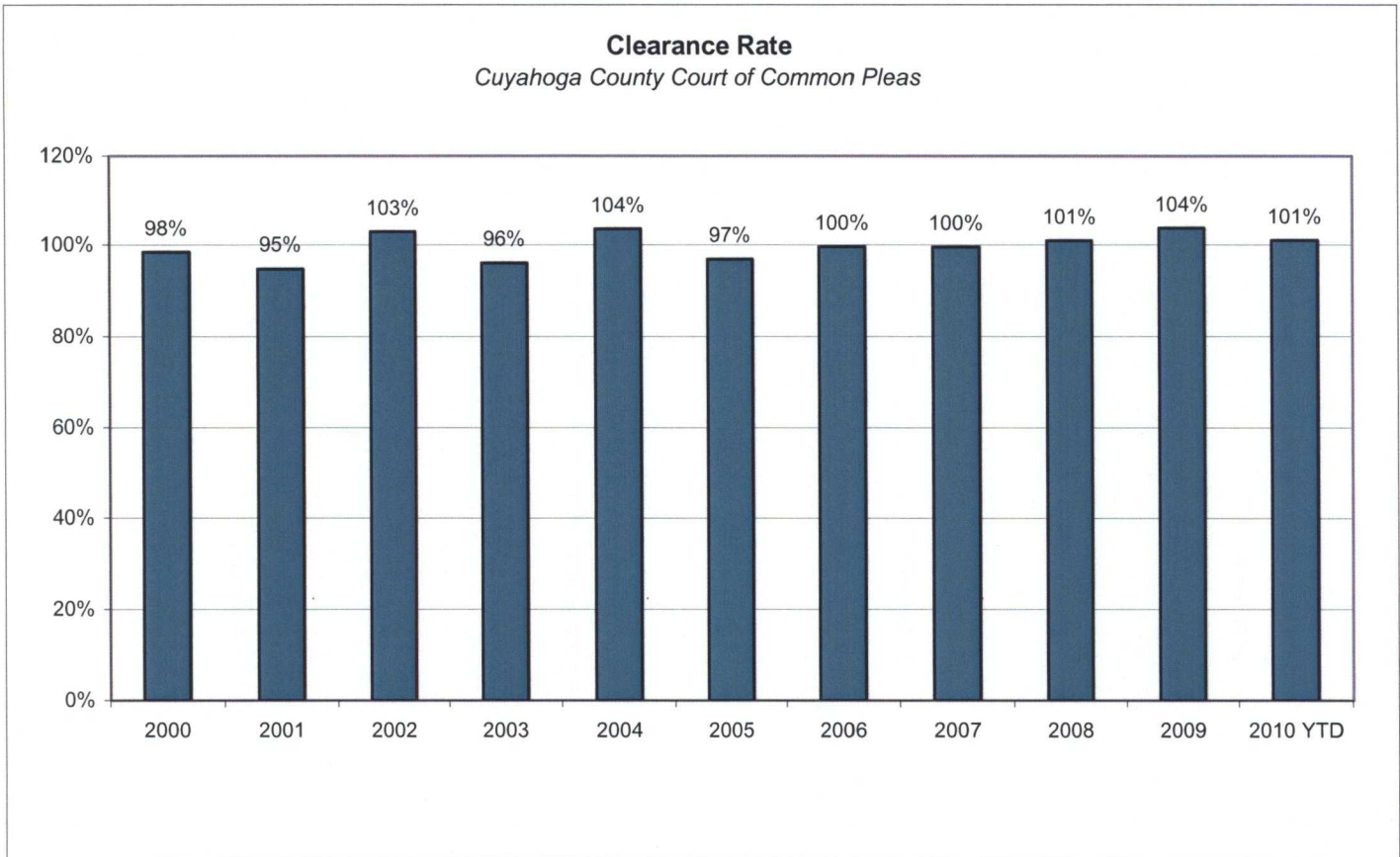
The following chart represents the total number of cases pending at the end of the reporting period from 2000 – October 2010. Taking the total number of cases pending at the beginning of the period, adding all newly filed, re-activated and transferred in cases arrives at the total pending value. The total number of cases that have been terminated in the period are then subtracted from the total pending to give the value pending at the end of the period.



CUYAHOGA COUNTY COMMON PLEAS COURT

Clearance Rate

The Clearance Rate is the number of outgoing cases as a percentage of the number of incoming cases. Clearance rate measures whether the court is keeping up with its incoming caseload. If cases are not disposed in a timely manner, a backlog of cases awaiting disposition will grow. A Clearance Rate of 100% indicates that at least as many cases as have been filed, reopened, or reactivated in a period have been disposed.



Arrest to Disposition Timeline

Arrest to disposition timeline is a method to measure how felony cases flow through the Cuyahoga County Criminal Justice System. By capturing how long a case takes to move from stage to stage, we can examine where problems may exist and where potential improvements in case processing can be made.

The source data was extracted from the Cuyahoga County Court of Common Pleas Case Management System. The overall population of sample data was based on cases terminated in a given month excluding cases that have gone through diversion programs. A case is defined as a defendant and all charges involved in a single incident. The time period for the extracted data is from October 2010.

The stages examined were:

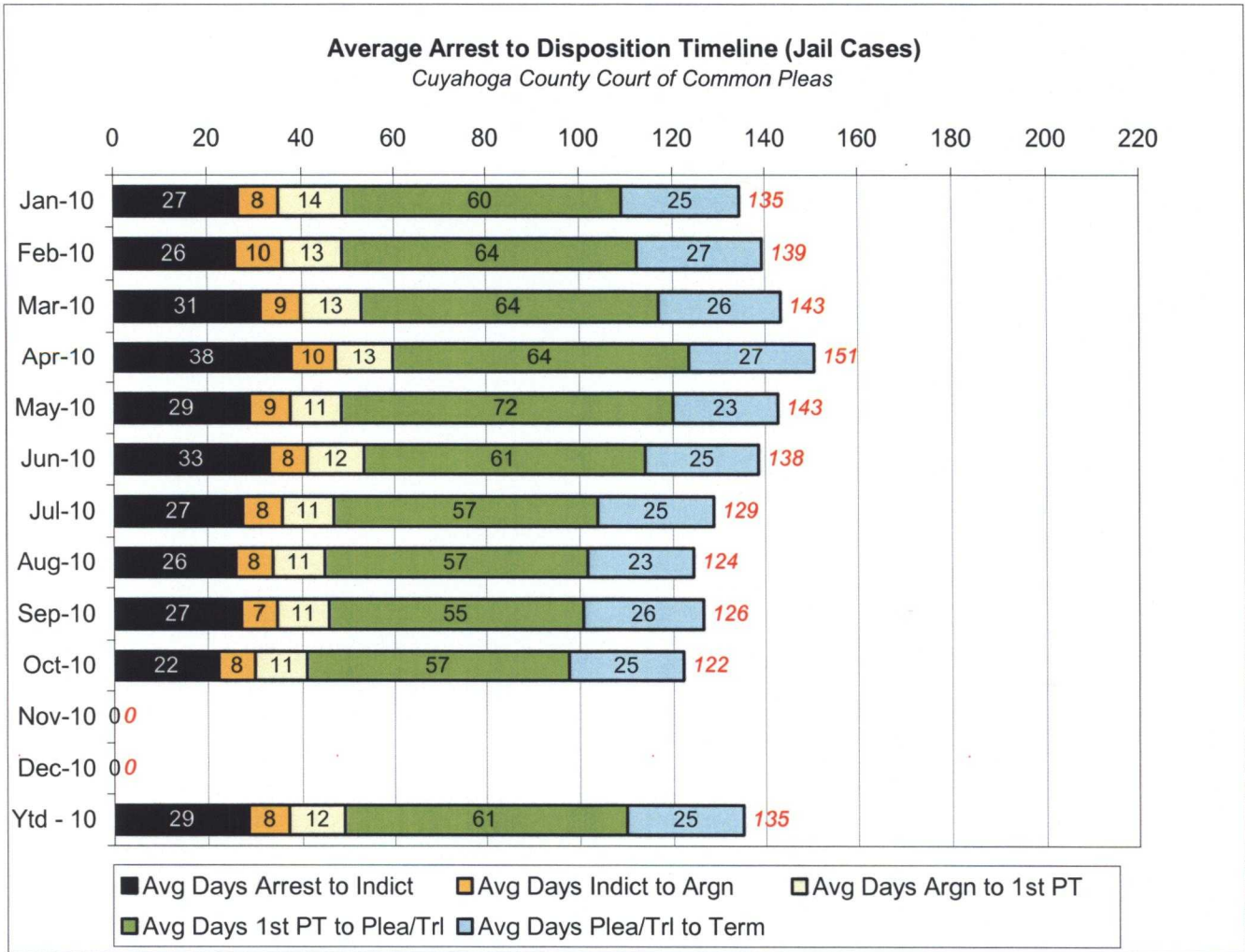
Arrest to Indictment
Indictment to Arraignment
Arraignment to 1st Pre-Trial
1st Pre-Trial to Plea/Trial
Plea/Trial to Termination

Due to the fact that each case may or may not have all of the stage date elements, a method to arrive at stage averages was applied. For a case to be included in the average for a stage there would need to be both dates for the given stage. A case would be included in the Arrest to Indictment stage if both arrest date and indictment date were available. This method was applied to each of the five stages. Next we calculated the total number of cases that met the date criteria for each of the ranges and also the total number of days between each date. To arrive at an average, the total number of days for each case in each range was calculated and divided by the total number of cases that met the date criteria. If a case had a time period or periods where the defendant was capiased or referred to the Psych Clinic, that amount of time was subtracted from the appropriate range. For re-indicted cases, the original arrest date is used.

The following three charts are for Jail, Non-Jail and combined Jail and Non-Jail cases. Jail and Non-Jail cases are defined by the status of the defendant at arraignment.

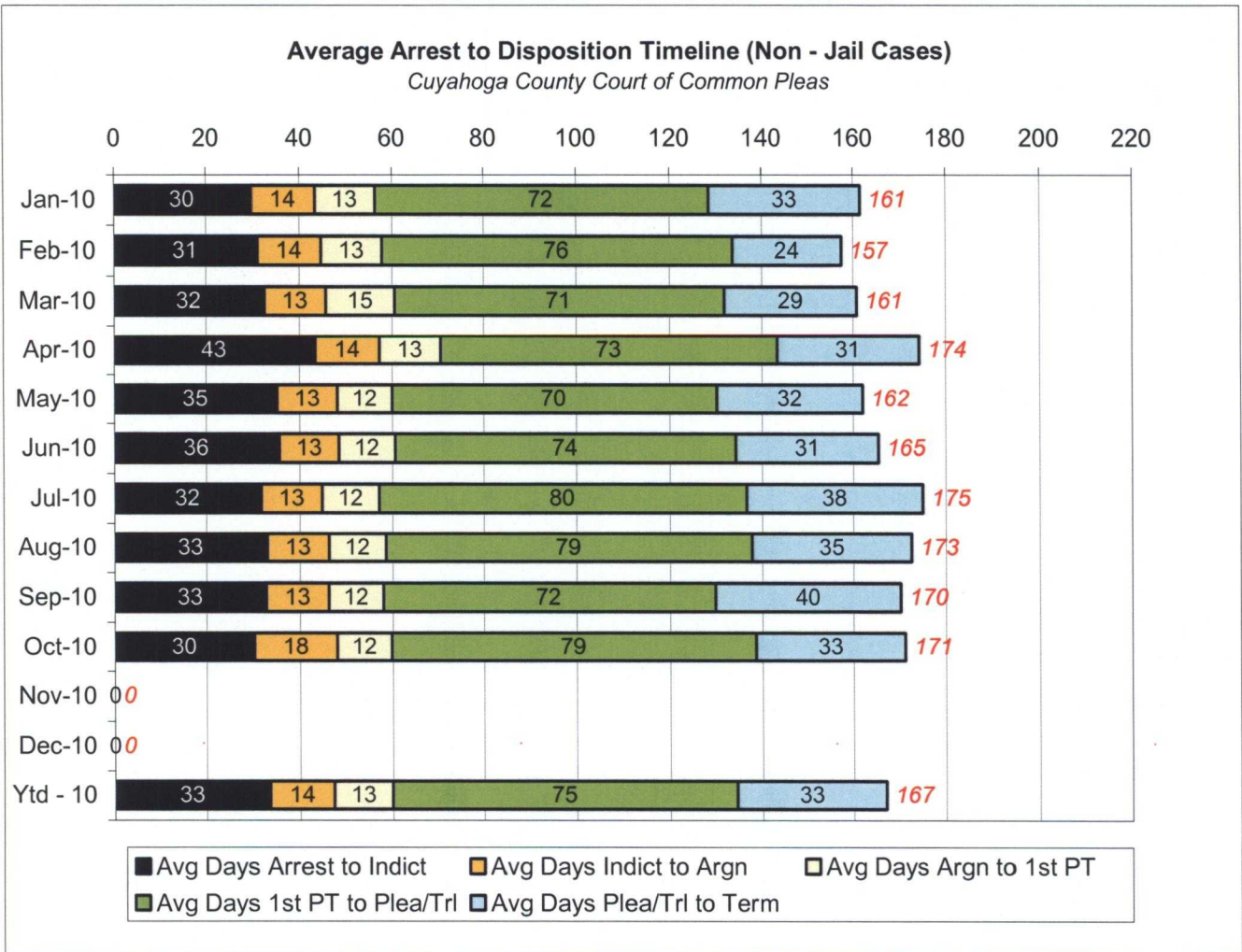
CUYAHOGA COUNTY COMMON PLEAS COURT

Average Arrest to Disposition Timeline (Jail Cases)



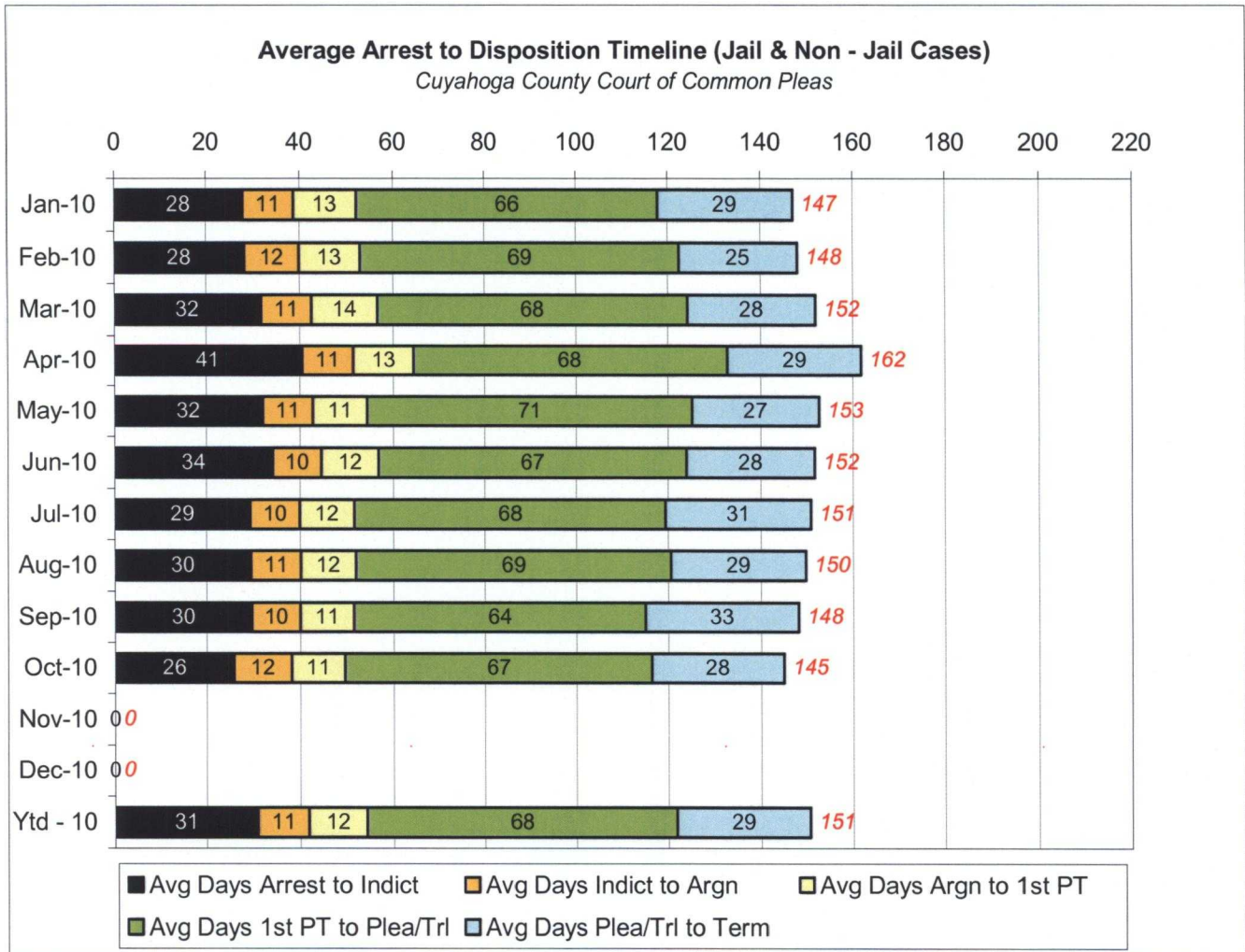
CUYAHOGA COUNTY COMMON PLEAS COURT

Average Arrest to Disposition Timeline (Non-Jail Cases)



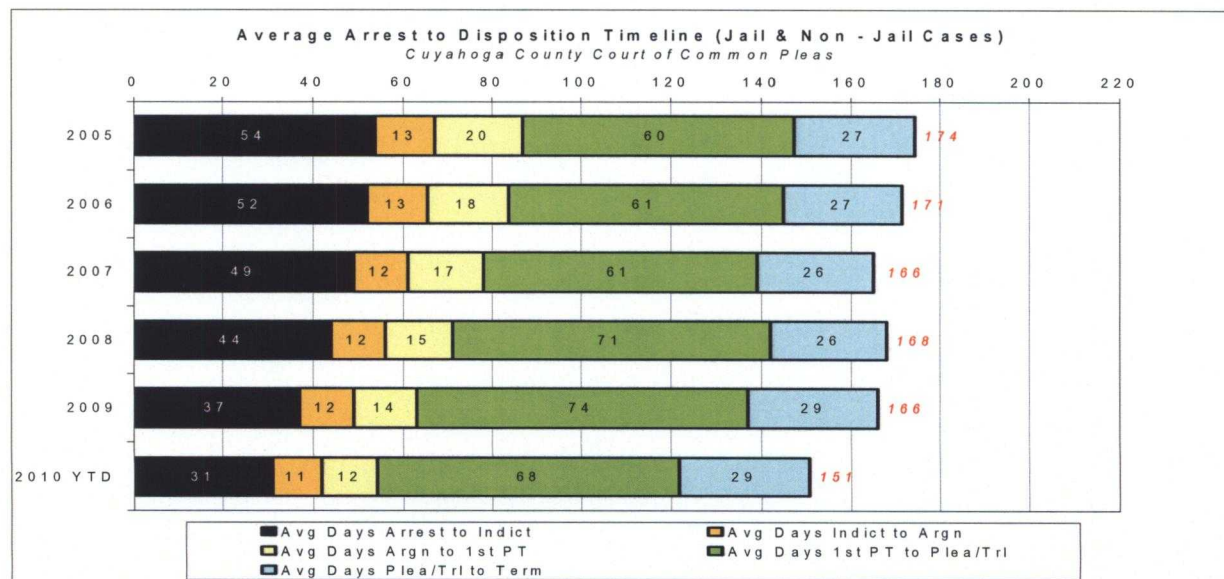
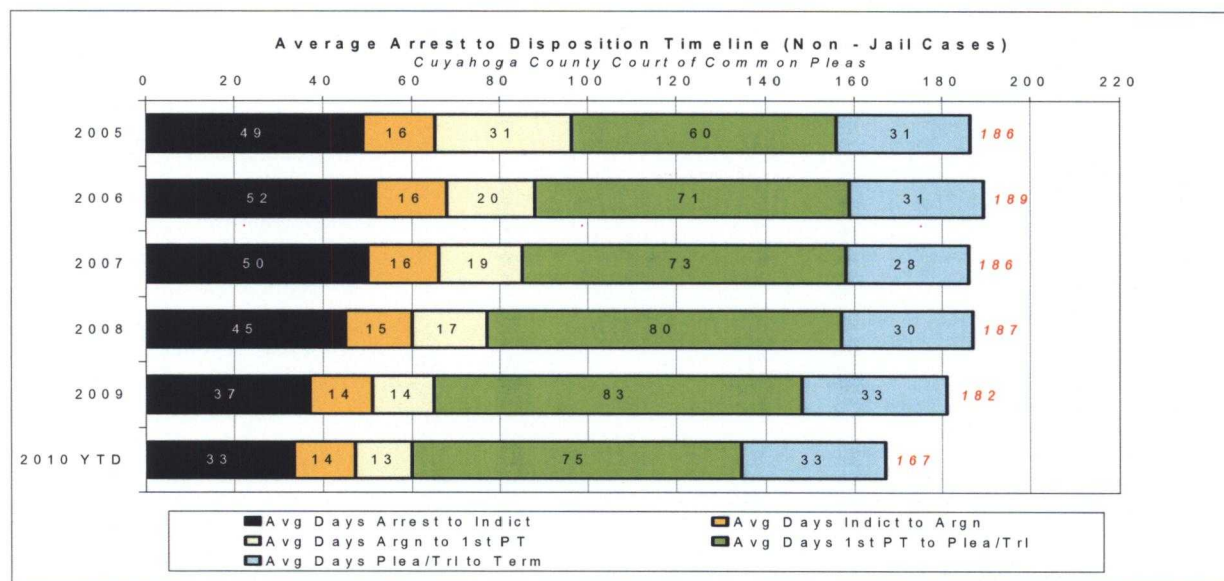
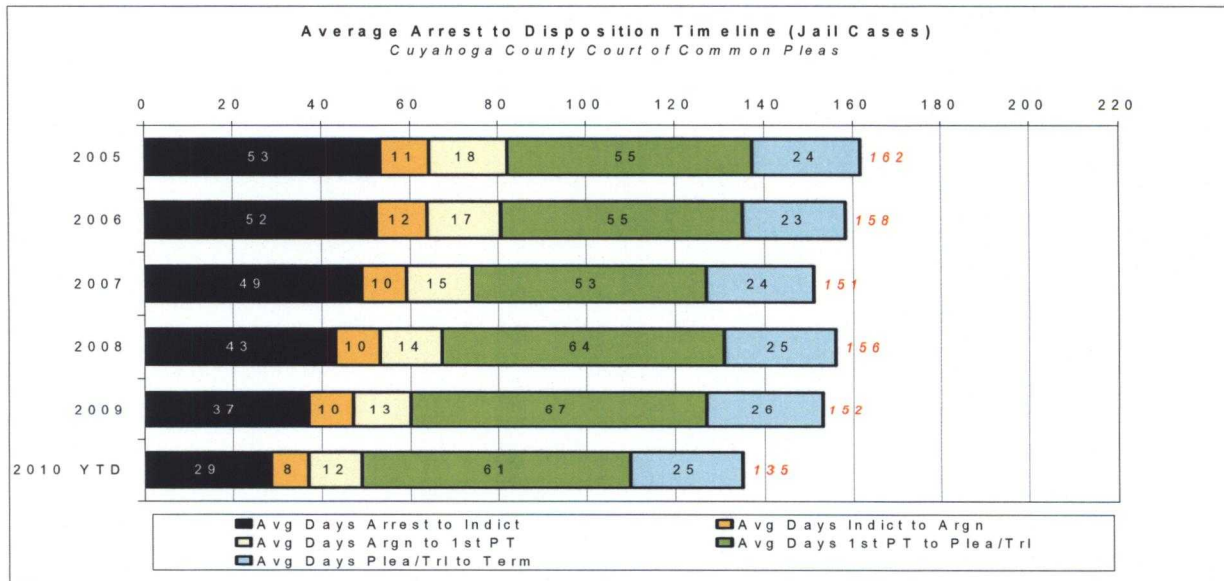
CUYAHOGA COUNTY COMMON PLEAS COURT

Average Arrest to Disposition Timeline (Jail and Non-Jail Cases)



CUYAHOGA COUNTY COMMON PLEAS COURT

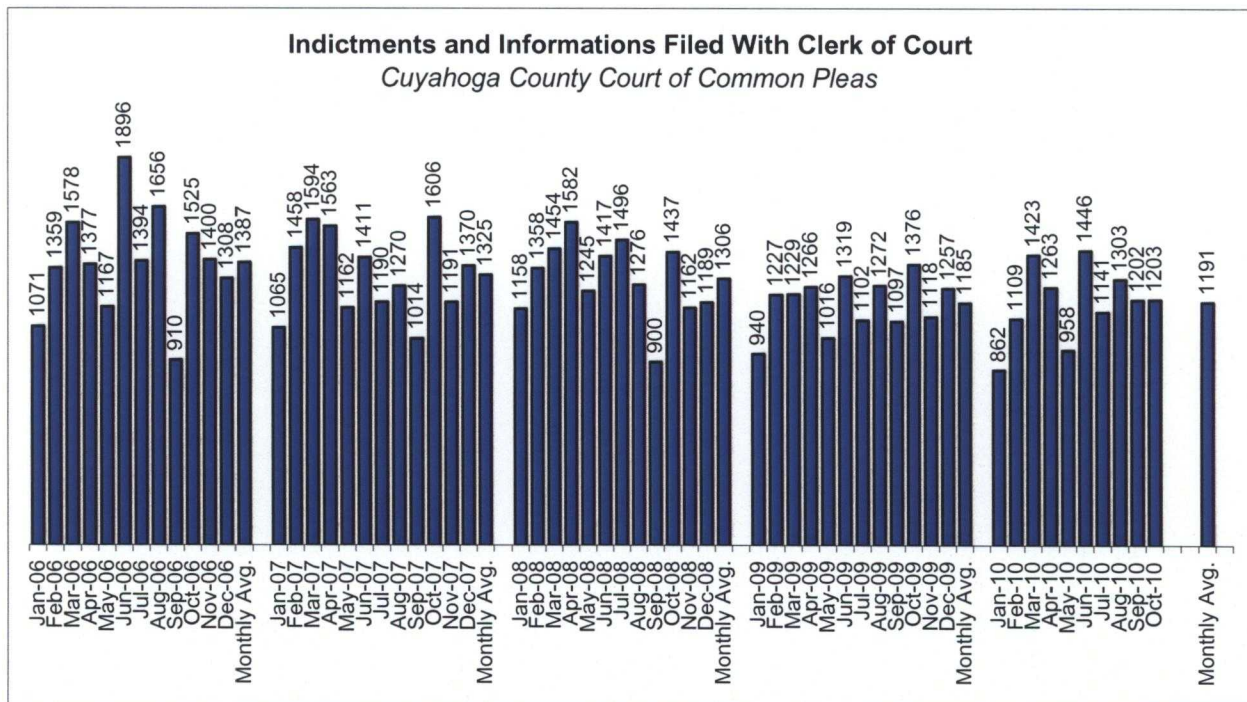
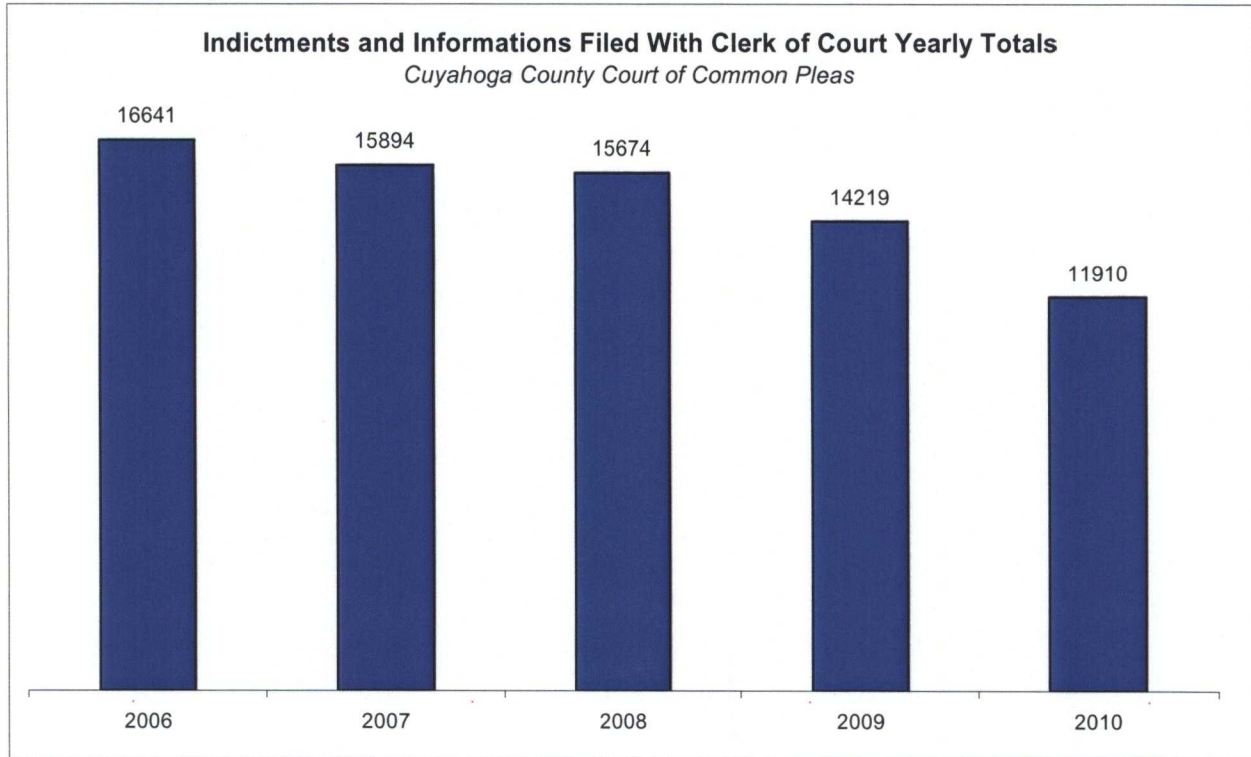
Yearly Average Arrest to Disposition Timeline



CUYAHOGA COUNTY COMMON PLEAS COURT

Indictments and Informations Filed With the Clerk of Courts

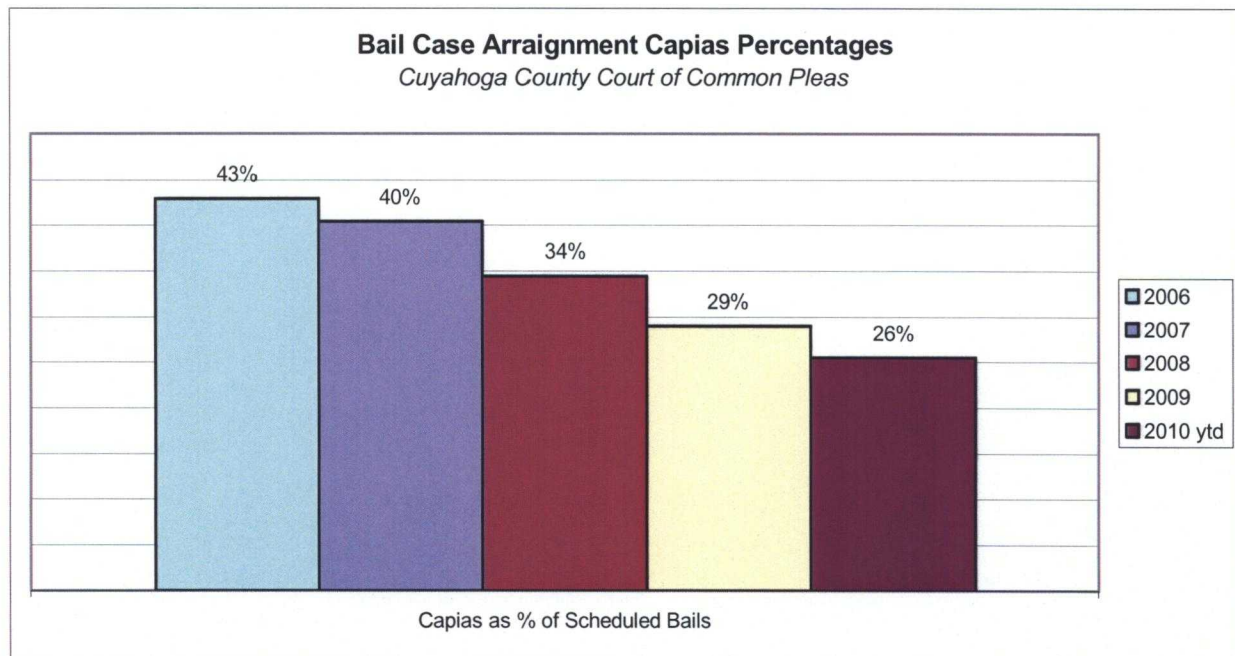
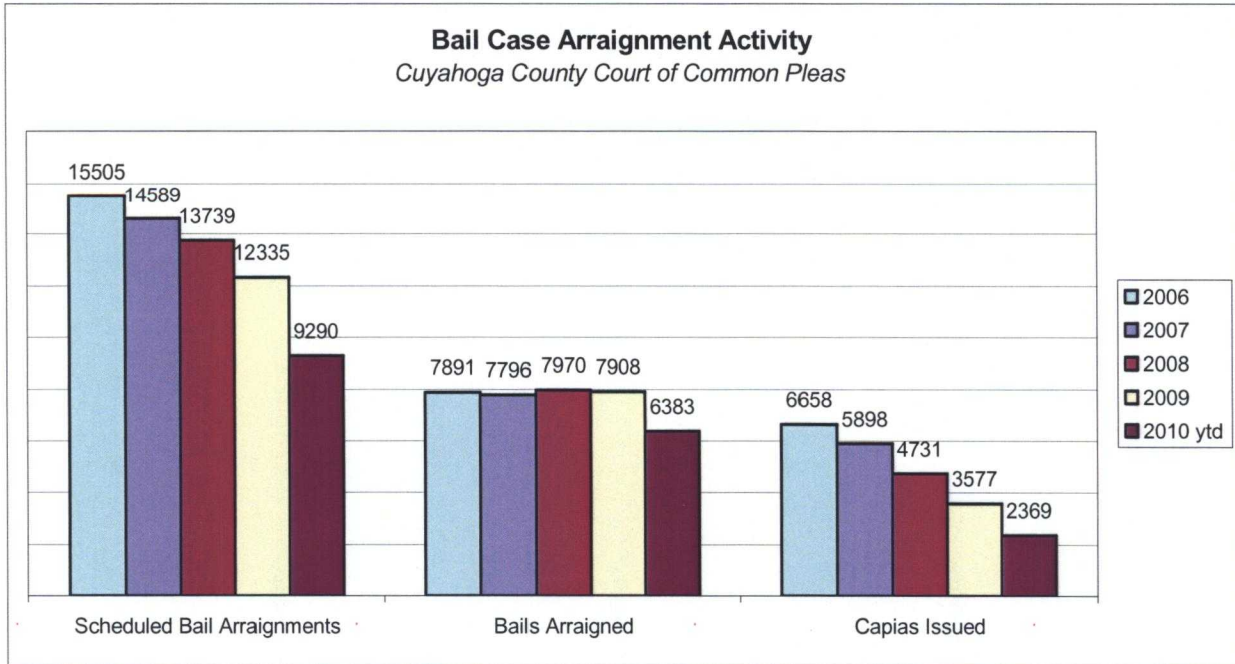
The following charts are reflective of Indictments and Informations filed with the Criminal Clerk of Courts from 2006. The source for this information was the Criminal Clerk's Office.



CUYAHOGA COUNTY COMMON PLEAS COURT

Bail Case Arraignment Activity

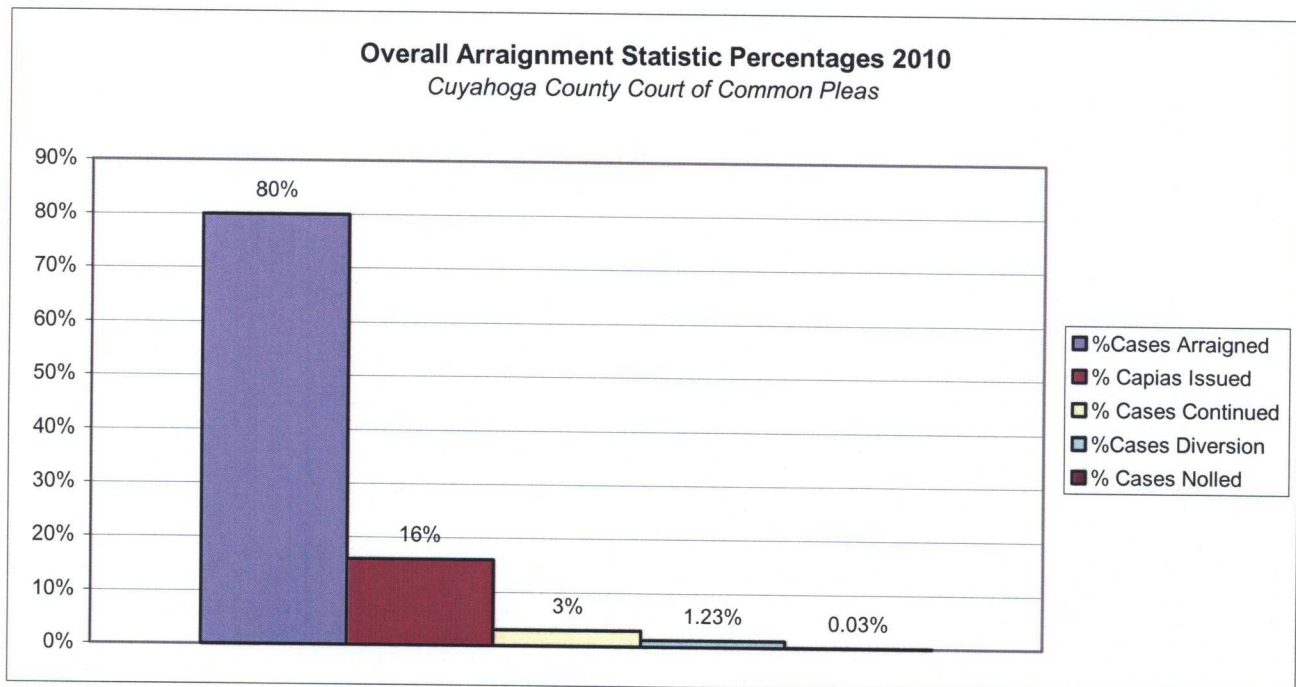
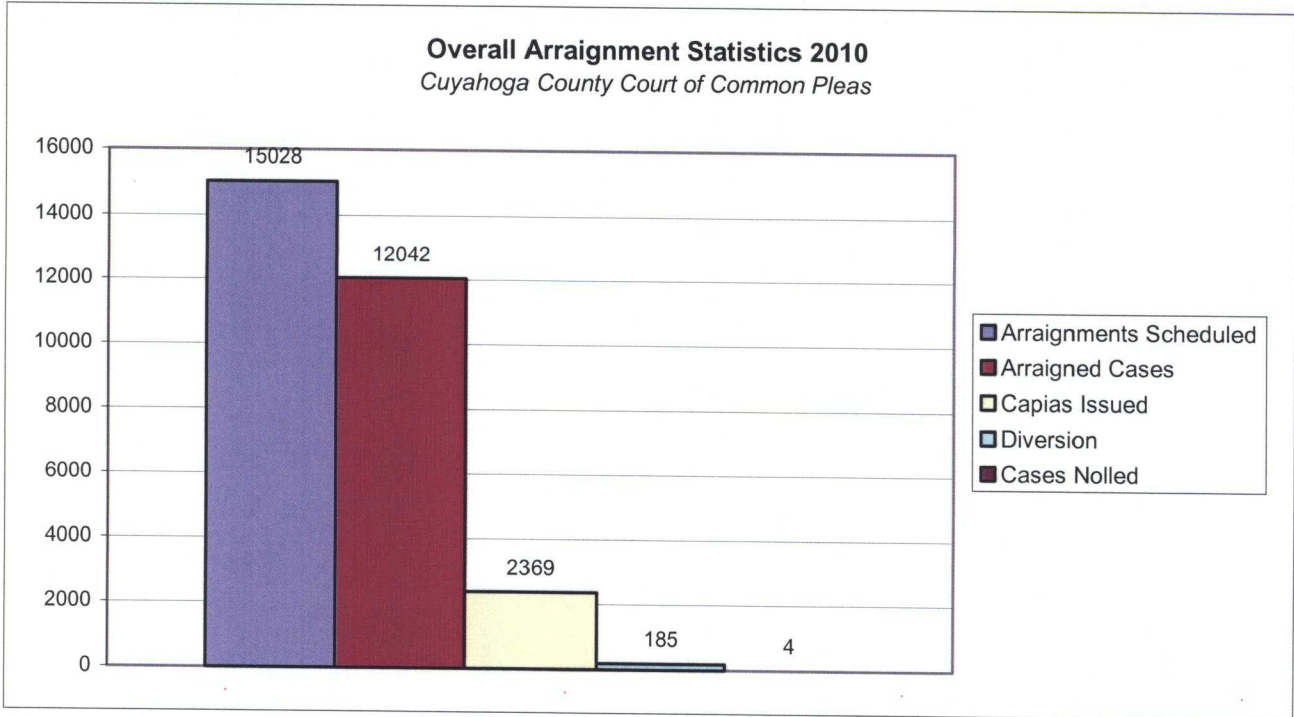
The following charts are reflective of arraignment activity where the defendant was not incarcerated at the time of arraignment. The source for this information was the Criminal Records Department.



CUYAHOGA COUNTY COMMON PLEAS COURT

Overall Arraignment Statistics

The arraignment statistics were provided by the Criminal Records Department. They are provided to give a representation of arraignment activity in the Court in 2010. These statistics include jail and non – jail arraignments.



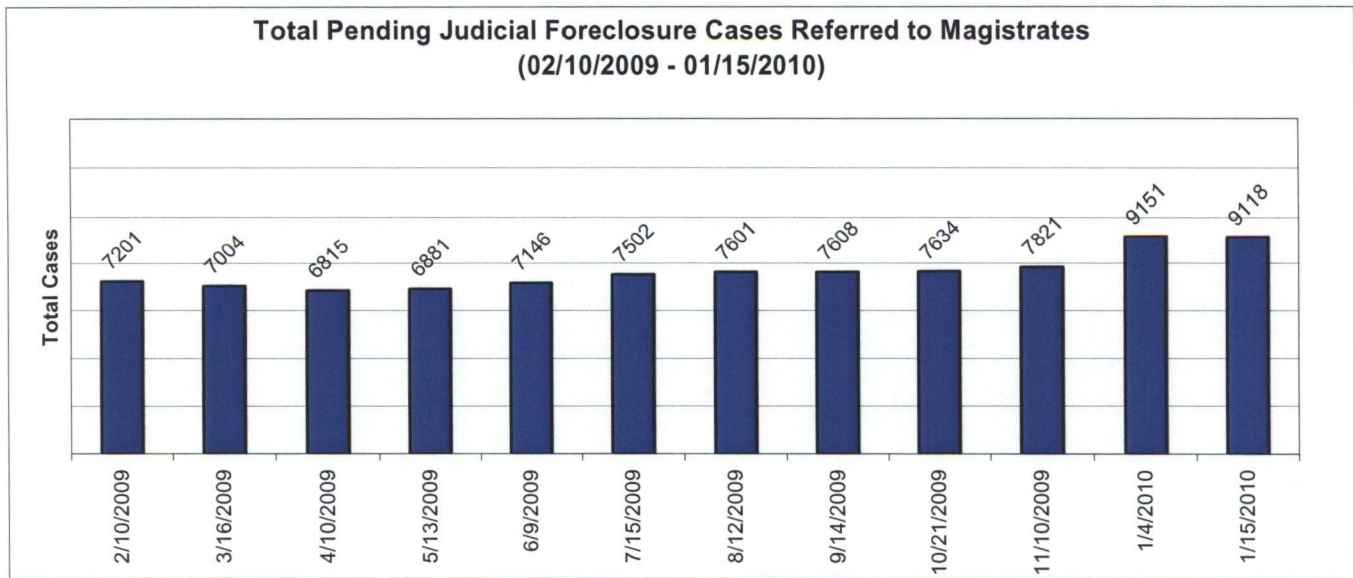
Judicial Foreclosure Statistics¹

¹ For clarification purposes, Foreclosure cases in this report are identified as Judicial Foreclosure filings (filing codes 1460 (Foreclosure Marsh. Of Lien), 1465 (Tax Lien), 1466 (Tax Certificate), 1470 (Quiet Title), and 1480 (Partition)). These cases are different from Board of Revision Foreclosures, which are not reported here.

CUYAHOGA COUNTY COMMON PLEAS COURT

Total Pending Judicial Foreclosure Cases Referred to Magistrates (B)

The following chart is a display of the total number of pending Judicial Foreclosure cases referred to the Magistrates on specific dates. The table below shows the number of these cases pending from each year since 1990.

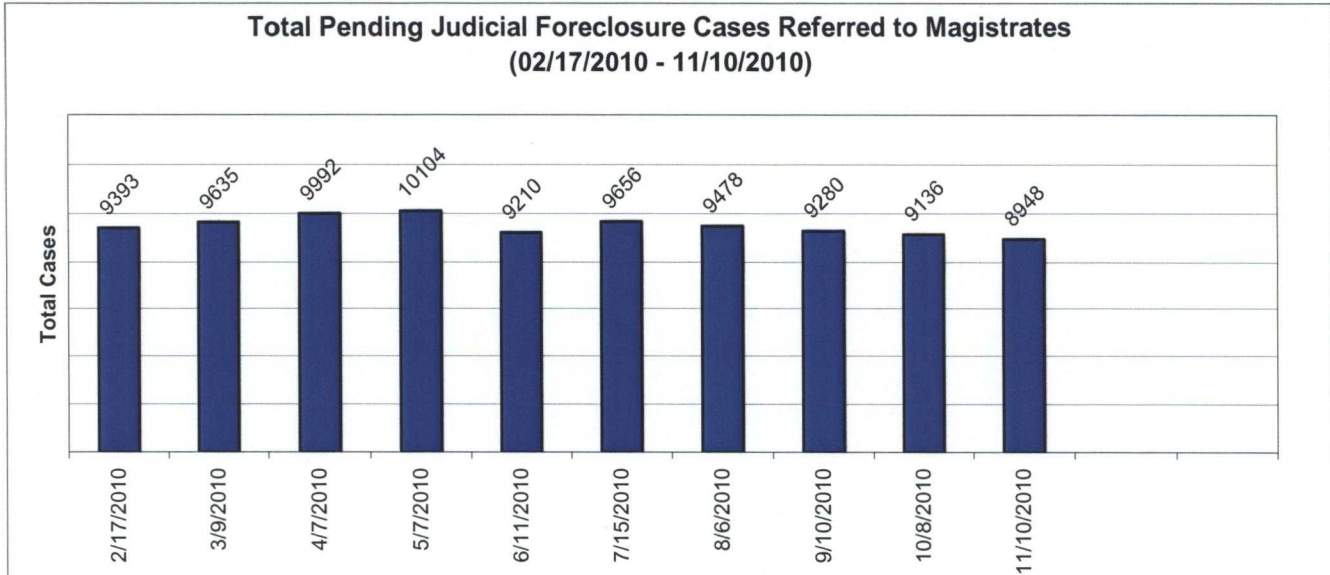


Year	As of:	2/10/2009	3/16/2009	4/10/2009	5/13/2009	6/9/2009	7/15/2009	8/12/2009	9/14/2009	10/21/2009	11/10/2009	1/4/2010	1/15/2010
1990		0	0	0	0	0	0	0	0	0	0	0	0
1991		0	0	0	0	0	0	0	0	0	0	0	0
1992		0	0	0	0	0	0	0	0	0	0	0	0
1993		0	0	0	0	0	0	0	0	0	0	0	0
1994		0	0	0	0	0	0	0	0	0	0	0	0
1995		0	0	0	0	0	0	0	0	0	0	0	0
1996		0	0	0	0	0	0	0	0	0	0	0	0
1997		0	0	0	0	0	0	0	0	0	0	0	0
1998		0	0	0	1	0	0	0	0	0	0	0	0
1999		0	0	0	0	0	0	0	0	0	0	0	0
2000		2	2	2	2	2	2	3	2	2	3	2	2
2001		2	1	1	1	1	1	1	1	1	1	1	1
2002		3	2	3	3	3	3	1	1	1	1	1	1
2003		10	12	14	11	11	11	11	9	8	8	8	7
2004		20	16	15	16	16	16	15	15	15	14	13	13
2005		22	19	20	19	18	16	16	16	16	12	13	13
2006		106	90	84	65	62	56	49	42	30	27	25	25
2007		399	314	263	231	203	165	145	129	107	98	88	80
2008		5533	4356	3585	2980	2510	2030	1719	1439	1162	1009	776	720
2009		1104	2192	2828	3552	4320	5202	5641	5954	6292	6648	8224	7933
2010													323
Total		7201	7004	6815	6881	7146	7502	7601	7608	7634	7821	9151	9118

CUYAHOGA COUNTY COMMON PLEAS COURT

Total Pending Judicial Foreclosure Cases Referred to Magistrates (C)

The following chart is a display of the total number of pending Judicial Foreclosure cases referred to the Magistrates on specific dates. The table below shows the number of these cases pending from each year since 1990.

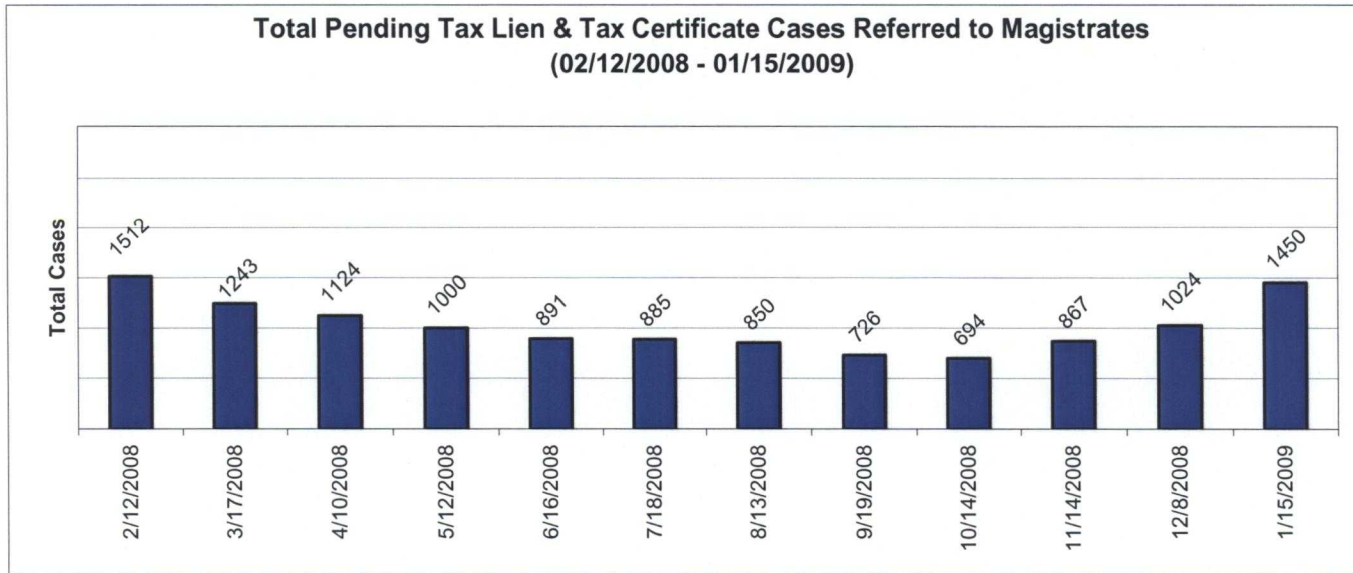


	As of:	2/17/2010	3/9/2010	4/7/2010	5/7/2010	6/11/2010	7/15/2010	8/6/2010	9/10/2010	10/8/2010	11/10/2010		
Year													
1990		0	0	0	0	0	0	0	0	0	0		
1991		0	0	0	0	0	0	0	0	0	0		
1992		0	0	0	0	0	0	0	0	1	0		
1993		0	0	0	0	0	0	0	0	0	0		
1994		0	0	0	0	0	0	0	0	0	0		
1995		0	0	0	0	0	0	0	0	0	1		
1996		0	0	0	0	0	0	0	0	1	1		
1997		0	0	0	0	0	0	0	0	0	0		
1998		0	0	0	0	0	0	0	0	0	0		
1999		0	0	0	0	0	0	0	0	1	1		
2000		3	3	3	2	2	1	1	1	0	1		
2001		1	1	1	0	0	0	1	0	0	0		
2002		1	0	1	1	1	1	1	1	1	1		
2003		6	7	7	8	8	8	6	5	6	4		
2004		11	12	11	13	11	10	8	9	11	9		
2005		12	13	15	11	9	12	11	9	7	8		
2006		23	22	16	15	13	17	12	15	15	14		
2007		69	65	63	64	61	50	47	43	37	37		
2008		585	511	442	356	308	262	250	215	189	169		
2009		7064	6478	5811	5137	4070	3424	2990	2527	2125	1751		
2010		1618	2523	3622	4497	4727	5871	6151	6455	6742	6951		
Total		9393	9635	9992	10104	9210	9656	9478	9280	9136	8948		

CUYAHOGA COUNTY COMMON PLEAS COURT

Total Pending Tax Lien & Certificate Cases Referred to Magistrates (A)

The following chart is a display of the number of pending tax Judicial Foreclosure cases referred to the Magistrates on specific dates. The table below shows the number of pending tax Judicial Foreclosure cases in each year since 1990.




	As of:	2/12/2008	3/17/2008	4/10/2008	5/12/2008	6/16/2008	7/18/2008	8/13/2008	9/19/2008	10/14/2008	11/14/2008	12/8/2008	1/15/2009
Year													
1990		0	0	0	0	0	0	0	0	0	0	0	0
1991		0	0	0	0	0	0	0	0	0	0	0	0
1992		0	0	0	0	0	0	0	0	0	0	0	0
1993		0	0	0	0	0	0	0	0	0	0	0	0
1994		0	0	0	0	0	0	0	0	0	0	0	0
1995		0	0	0	0	0	0	0	0	0	0	0	0
1996		0	0	0	0	0	0	0	0	0	0	0	0
1997		0	0	0	0	0	0	0	0	0	0	0	0
1998		0	0	0	0	0	0	0	0	0	0	0	0
1999		0	0	0	0	0	0	0	0	0	0	0	0
2000		0	0	0	0	0	0	0	0	0	1	1	1
2001		5	4	4	4	4	4	4	3	4	3	3	2
2002		23	12	11	10	9	7	6	4	3	2	5	0
2003		26	17	14	13	8	5	3	1	0	0	0	1
2004		69	51	44	39	26	24	21	14	9	8	5	5
2005		159	104	87	73	52	42	35	22	17	10	10	9
2006		344	274	219	175	136	118	95	70	60	52	50	39
2007		791	654	532	424	350	304	262	211	193	150	131	88
2008		95	127	213	262	306	381	424	401	408	641	819	1305
Total		1512	1243	1124	1000	891	885	850	726	694	867	1024	1450

CUYAHOGA COUNTY COMMON PLEAS COURT

Total Pending Tax Lien & Certificate Cases Referred to Magistrates (B)

The following chart is a display of the number of pending tax Judicial Foreclosure cases referred to the Magistrates on specific dates. The table below shows the number of pending tax Judicial Foreclosure cases in each year since 1990.

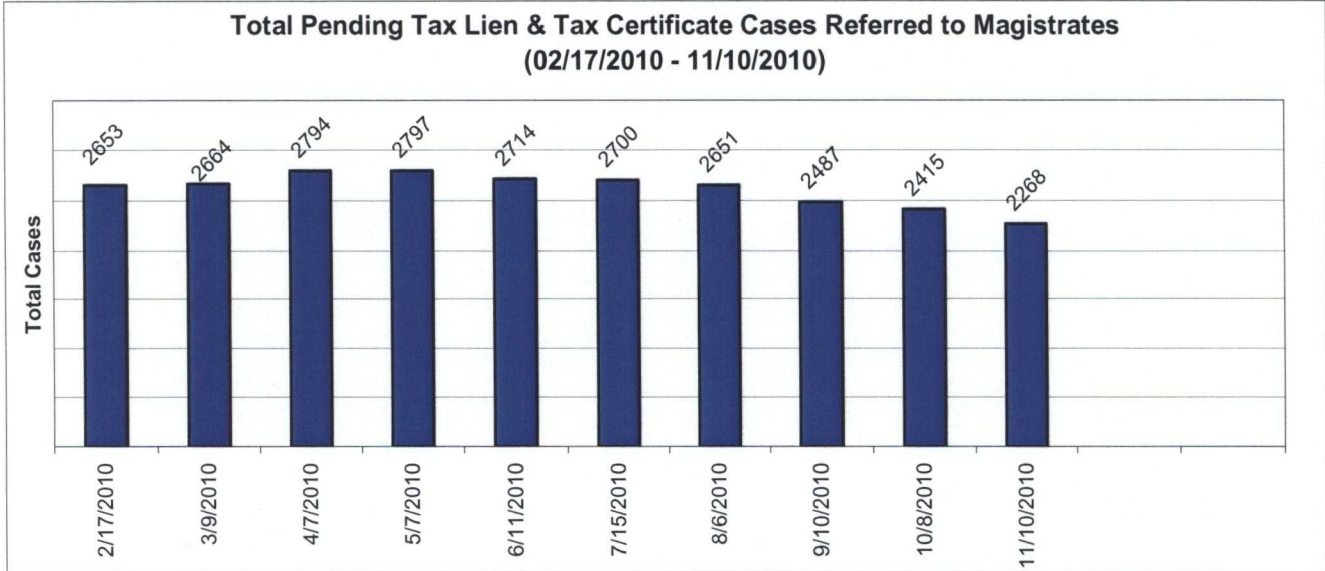


Year	As of:	2/10/2009	3/16/2009	4/10/2009	5/13/2009	6/9/2009	7/15/2009	8/12/2009	9/14/2009	10/21/2009	11/10/2009	1/4/2010	1/15/2010
1990		0	0	0	0	0	0	0	0	0	0	0	0
1991		0	0	0	0	0	0	0	0	0	0	0	0
1992		0	0	0	0	0	0	0	0	0	0	0	0
1993		0	0	0	0	0	0	0	0	0	0	0	0
1994		0	0	0	0	0	0	0	0	0	0	0	0
1995		0	0	0	0	0	0	0	0	0	0	0	0
1996		0	0	0	0	0	0	0	0	0	0	0	0
1997		0	0	0	0	0	0	0	0	0	0	0	0
1998		0	0	0	0	0	0	0	0	0	0	0	0
1999		0	0	0	0	0	0	0	0	0	0	0	0
2000		1	1	1	1	1	1	1	1	1	1	1	1
2001		2	1	1	1	1	1	1	1	1	1	1	1
2002		0	0	0	0	0	0	0	0	0	0	0	0
2003		1	2	2	1	1	1	1	1	1	1	1	1
2004		4	3	3	3	3	3	4	4	4	4	4	4
2005		8	4	3	3	3	3	3	2	2	2	2	2
2006		35	29	24	19	19	18	14	12	9	6	5	4
2007		77	60	45	39	36	30	24	23	16	14	13	13
2008		1244	1118	1027	922	839	697	586	464	369	318	251	228
2009		82	177	250	381	727	1070	1169	1140	1183	1446	2396	2369
2010													23
Total		1454	1395	1356	1370	1630	1824	1803	1648	1586	1793	2674	2646

CUYAHOGA COUNTY COMMON PLEAS COURT

Total Pending Tax Lien & Certificate Cases Referred to Magistrates (C)

The following chart is a display of the number of pending tax Judicial Foreclosure cases referred to the Magistrates on specific dates. The table below shows the number of pending tax Judicial Foreclosure cases in each year since 1990.

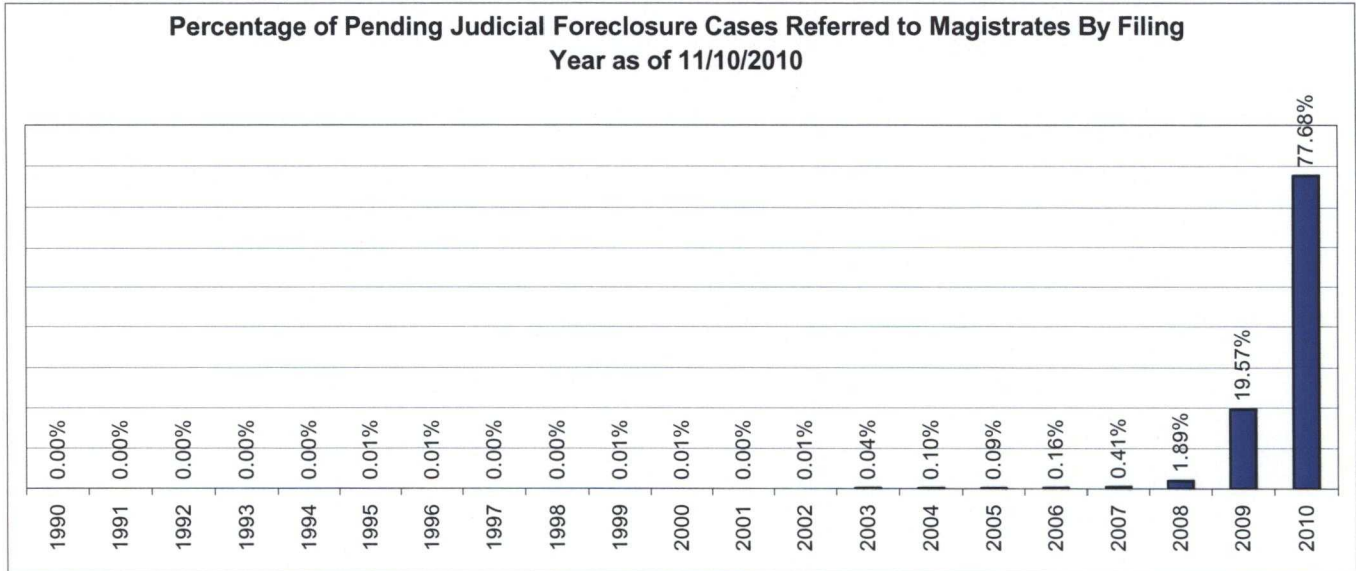


Year	As of:	2/17/2010	3/9/2010	4/7/2010	5/7/2010	6/11/2010	7/15/2010	8/6/2010	9/10/2010	10/8/2010	11/10/2010
1990		0	0	0	0	0	0	0	0	0	0
1991		0	0	0	0	0	0	0	0	0	0
1992		0	0	0	0	0	0	0	0	0	0
1993		0	0	0	0	0	0	0	0	0	0
1994		0	0	0	0	0	0	0	0	0	0
1995		0	0	0	0	0	0	0	0	0	0
1996		0	0	0	0	0	0	0	0	0	0
1997		0	0	0	0	0	0	0	0	0	0
1998		0	0	0	0	0	0	0	0	0	0
1999		0	0	0	0	0	0	0	0	0	0
2000		1	1	1	1	1	1	1	1	0	0
2001		1	1	1	0	0	0	0	0	0	0
2002		0	0	0	1	0	0	0	0	0	0
2003		1	1	1	1	1	1	1	0	1	
2004		4	3	3	3	3	3	3	3	3	3
2005		2	2	2	2	1	2	2	2	2	2
2006		3	3	3	4	2	4	4	4	4	5
2007		12	10	10	11	10	8	8	8	6	6
2008		186	156	133	107	91	82	77	63	55	51
2009		2267	2145	2054	1924	1750	1558	1422	1246	1102	908
2010		176	342	586	743	855	1041	1133	1160	1242	1293
Total		2653	2664	2794	2797	2714	2700	2651	2487	2415	2268

CUYAHOGA COUNTY COMMON PLEAS COURT

Percentage of Pending Judicial Foreclosure Cases By Filing Year

The following chart is a representation of the total number of pending Judicial Foreclosure cases by filing year expressed as a percentage on a specific date. The table below is the supporting data for this chart.

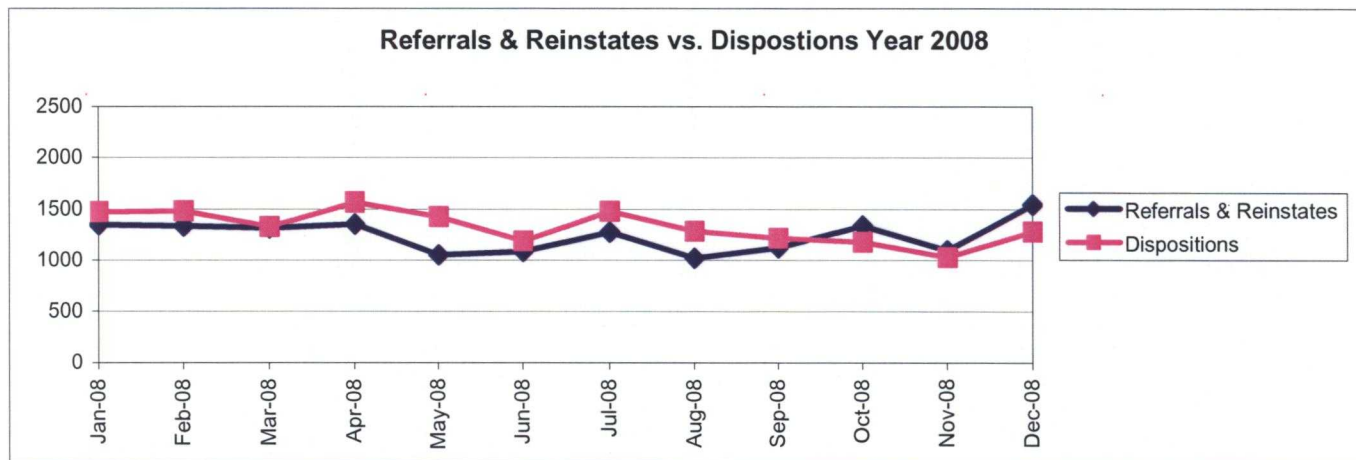


Year	As of:	11/10/2010	% of Total
1990		0	0.00%
1991		0	0.00%
1992		0	0.00%
1993		0	0.00%
1994		0	0.00%
1995		1	0.01%
1996		1	0.01%
1997		0	0.00%
1998		0	0.00%
1999		1	0.01%
2000		1	0.01%
2001		0	0.00%
2002		1	0.01%
2003		4	0.04%
2004		9	0.10%
2005		8	0.09%
2006		14	0.16%
2007		37	0.41%
2008		169	1.89%
2009		1751	19.57%
2010		6951	77.68%

CUYAHOGA COUNTY COMMON PLEAS COURT

Judicial Foreclosure Clearance Rate Year 2008

The Clearance Rate is the number of outgoing cases as a percentage of the number of incoming cases. Clearance rate measures whether the court is keeping up with its incoming caseload. If cases are not disposed in a timely manner, a backlog of cases awaiting disposition will grow. A Clearance Rate of 100% indicates that at least as many cases as have been filed, reopened, or reactivated in a period have been disposed.

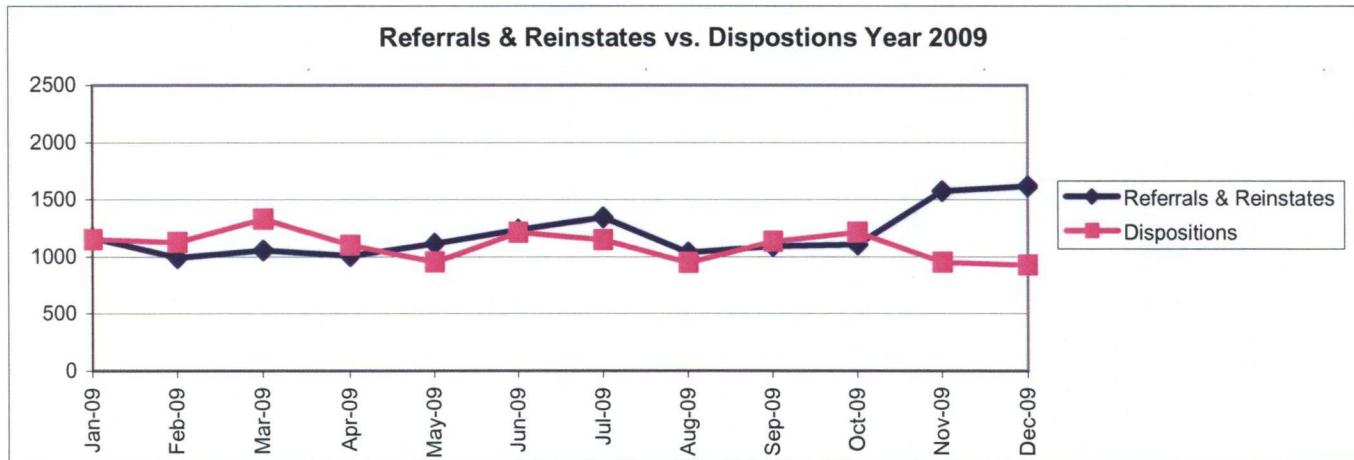


	Referrals & Reinstates	Dispositions	Clearance Rate
Jan-08	1346	1473	109%
Feb-08	1335	1483	111%
Mar-08	1317	1330	101%
Apr-08	1353	1567	116%
May-08	1048	1425	136%
Jun-08	1084	1188	110%
Jul-08	1276	1479	116%
Aug-08	1017	1283	126%
Sep-08	1121	1215	108%
Oct-08	1337	1177	88%
Nov-08	1093	1028	94%
Dec-08	1545	1282	83%
Avg	1239	1328	107%
Total	14872	15930	

CUYAHOGA COUNTY COMMON PLEAS COURT

Judicial Foreclosure Clearance Rate Year 2009

The Clearance Rate is the number of outgoing cases as a percentage of the number of incoming cases. Clearance rate measures whether the court is keeping up with its incoming caseload. If cases are not disposed in a timely manner, a backlog of cases awaiting disposition will grow. A Clearance Rate of 100% indicates that at least as many cases as have been filed, reopened, or reactivated in a period have been disposed.

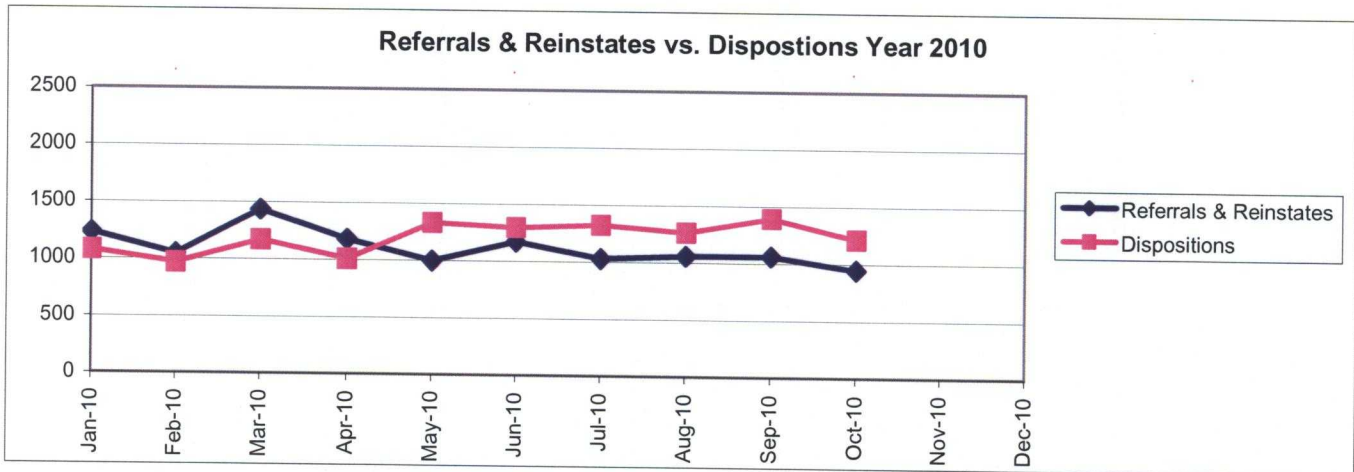


	Referrals & Reinstates	Dispositions	Clearance Rate
Jan-09	1167	1154	99%
Feb-09	991	1127	114%
Mar-09	1058	1331	126%
Apr-09	1010	1102	109%
May-09	1116	955	86%
Jun-09	1238	1214	98%
Jul-09	1345	1149	85%
Aug-09	1038	949	91%
Sep-09	1094	1136	104%
Oct-09	1108	1214	110%
Nov-09	1573	952	61%
Dec-09	1614	927	57%
Avg	1196	1101	92%
Total	14352	13210	

CUYAHOGA COUNTY COMMON PLEAS COURT

Judicial Foreclosure Clearance Rate Year 2010

The Clearance Rate is the number of outgoing cases as a percentage of the number of incoming cases. Clearance rate measures whether the court is keeping up with its incoming caseload. If cases are not disposed in a timely manner, a backlog of cases awaiting disposition will grow. A Clearance Rate of 100% indicates that at least as many cases as have been filed, reopened, or reactivated in a period have been disposed.

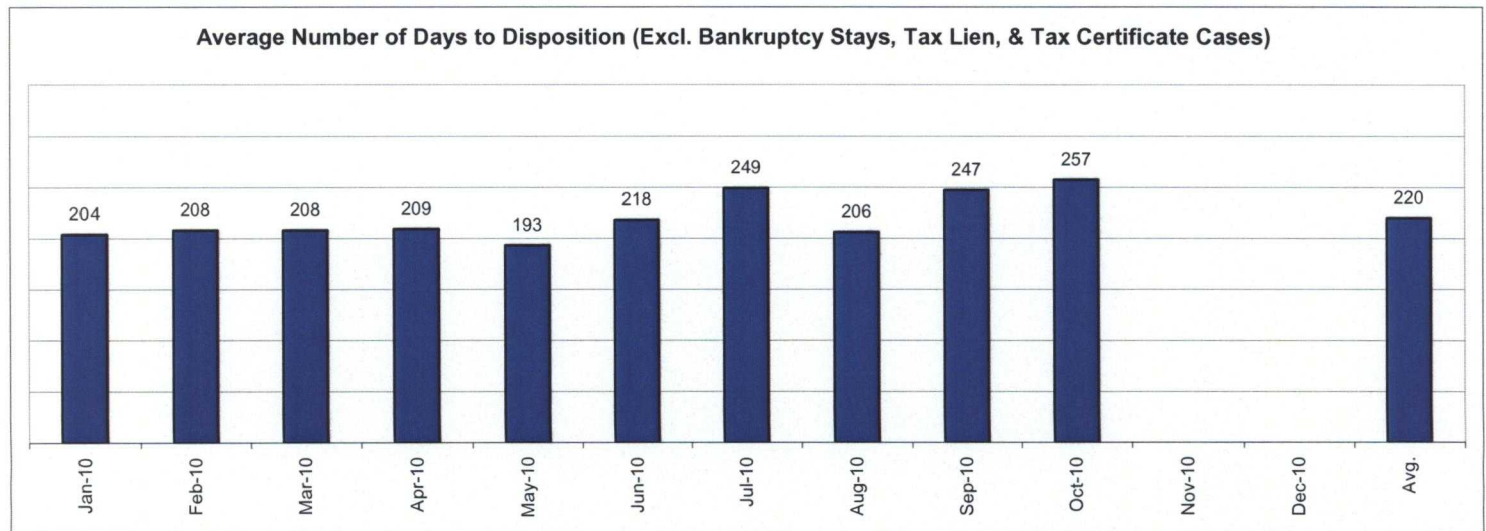
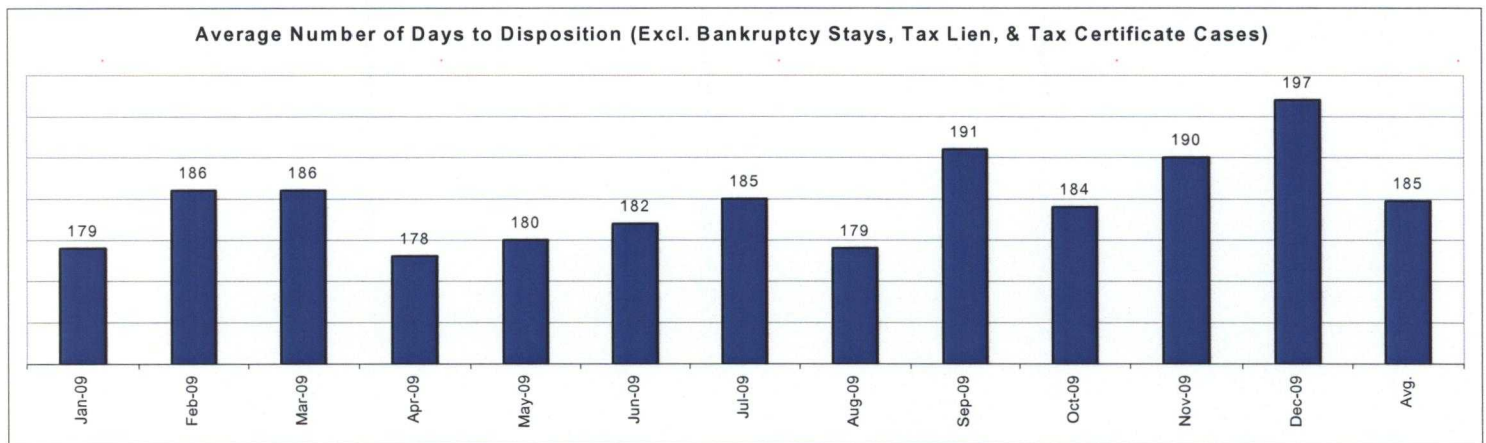
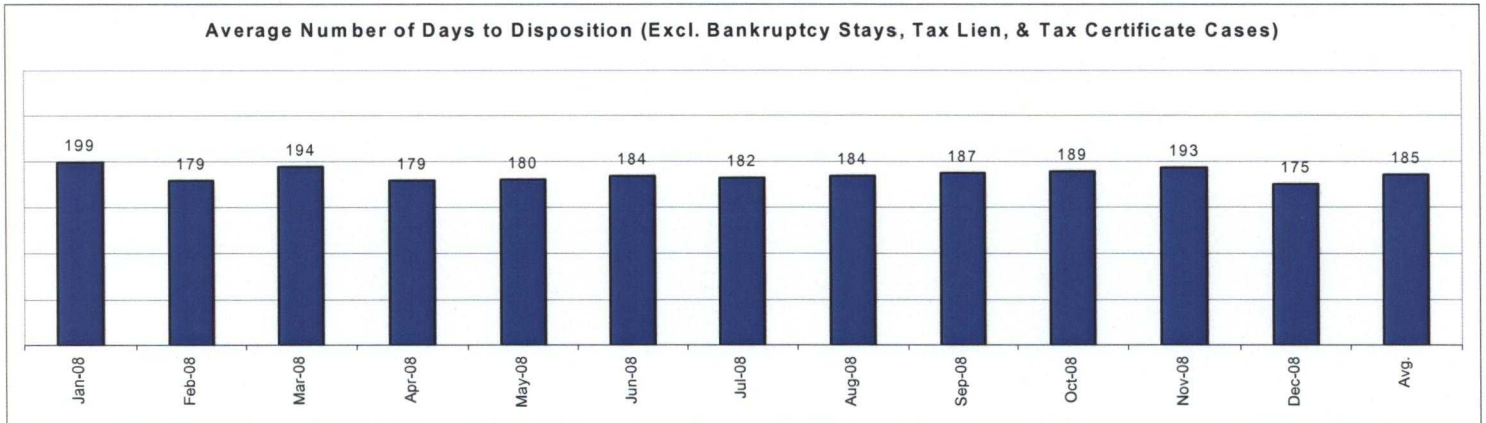


	Referrals & Reinstates	Dispositions	Clearance Rate
Jan-10	1231	1077	87%
Feb-10	1047	970	93%
Mar-10	1434	1170	82%
Apr-10	1177	1010	86%
May-10	999	1331	133%
Jun-10	1170	1295	111%
Jul-10	1029	1322	128%
Aug-10	1058	1262	119%
Sep-10	1060	1391	131%
Oct-10	948	1211	128%
Nov-10			
Dec-10			
Avg	1115	1204	108%
Total	11153	12039	

CUYAHOGA COUNTY COMMON PLEAS COURT

Avg. Number of Days to Disp. (Excl. Bank. Stays & Tax Lien & Tax Cert.)

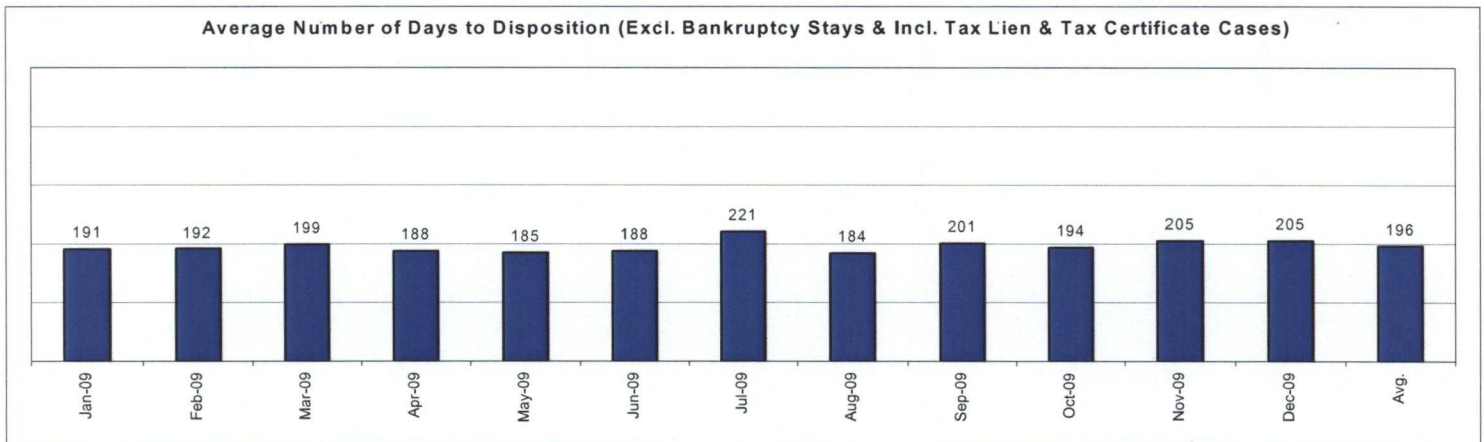
The average number of days to disposition is the number of days from filing to a final disposition entry being filed with the Clerk of Court. The data sample is based on all judicial foreclosure cases terminated by decree or dismissal (cases terminated by bankruptcy are not included) in a month. Each case is examined to determine the number of days between filing and termination with the periods that a case may have been in bankruptcy subtracted. Adding the total days of all of the cases minus bankruptcy periods and dividing by the total number of cases calculates the average. In the following chart, tax judicial foreclosure cases are excluded.



CUYAHOGA COUNTY COMMON PLEAS COURT

Avg. Number of Days to Disp. (Excl. Bank. Stays & Incl. Tax Lien & Tax Cert.)

The average number of days to disposition is the number of days from filing to a final disposition entry being filed with the Clerk of Court. The data sample is based on all Judicial Foreclosure cases terminated by decree or dismissal (cases terminated by bankruptcy are not included) in a month. Each case is examined to determine the number of days between filing and termination with the periods that a case may have been in bankruptcy subtracted. Adding the total days of all of the cases minus bankruptcy periods and dividing by the total number of cases calculates the average. In the following chart, all types of Judicial Foreclosure cases are included.

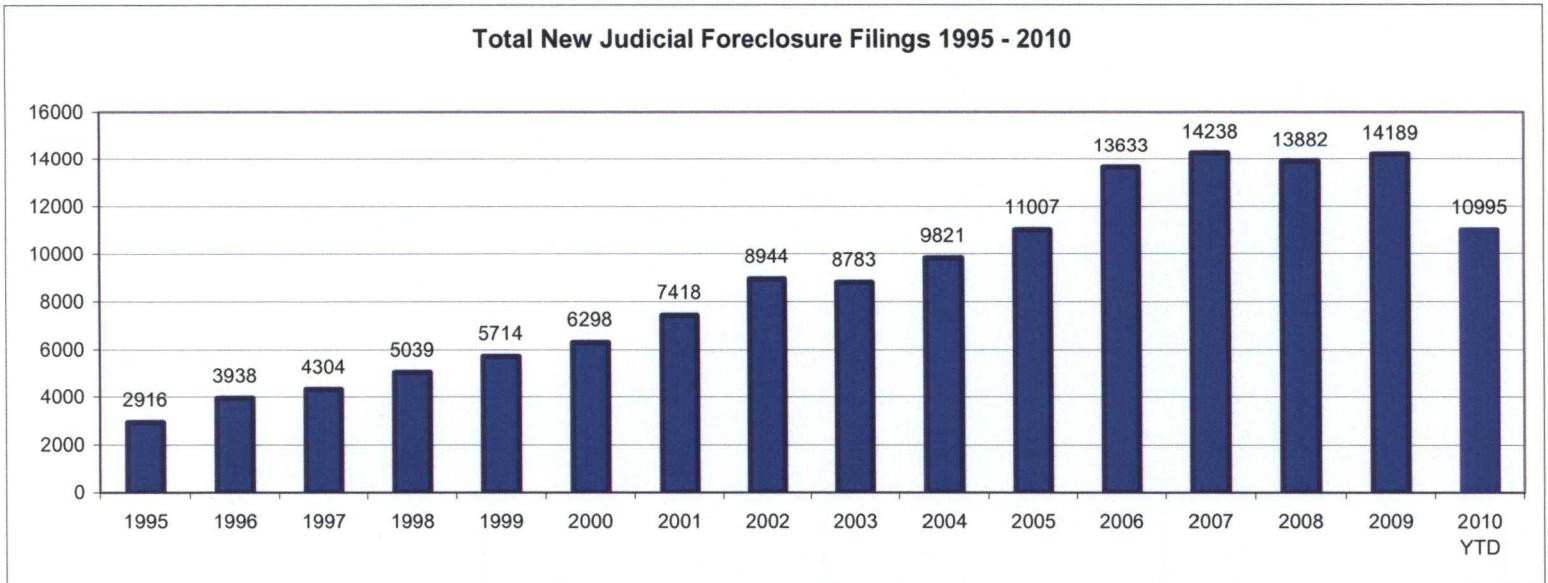


CUYAHOGA COUNTY COMMON PLEAS COURT

Total New Judicial Foreclosure Filings

The following charts are provided as a historical view of new judicial foreclosure filings.

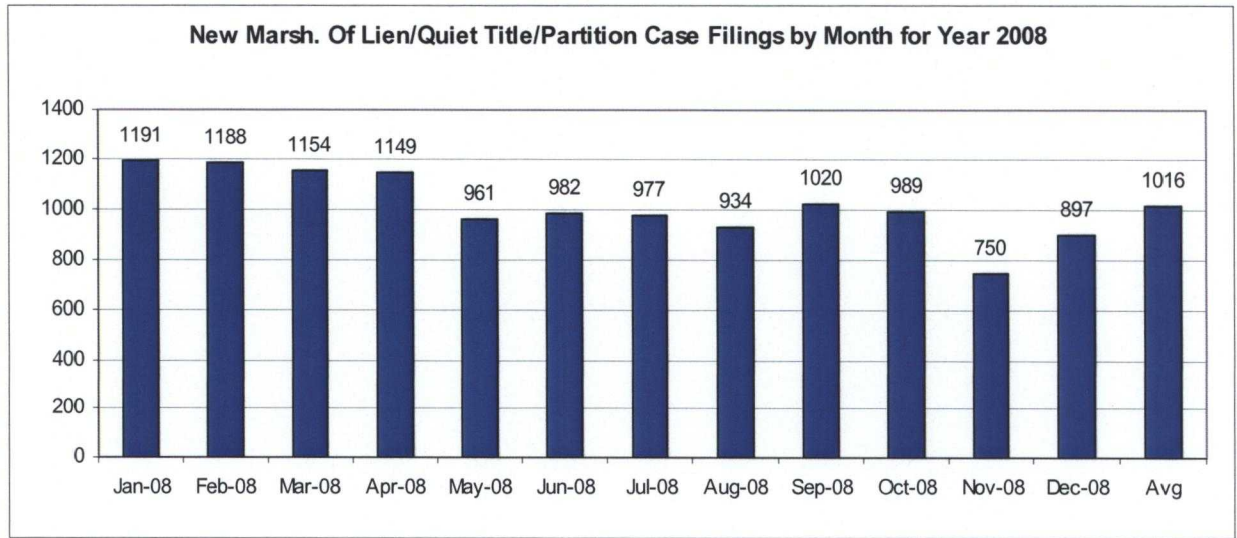
1. Total New Judicial Foreclosure Filings from 1995 – 2010 by year
2. Total New Marsh of Lien/Quiet Title/Partition Filings from 2007 – 2010 by month
3. Total New Tax Lien & Tax Certificate Filings for 2008 – 2010 by month
4. Total New Judicial Foreclosure Filings from 2008 – 2010 by month



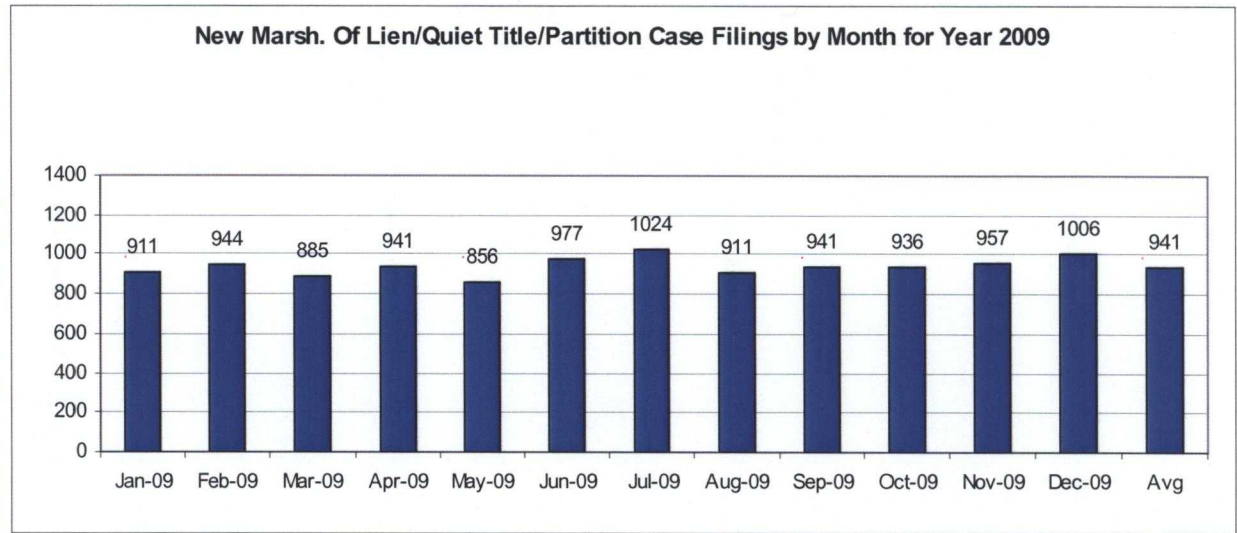
CUYAHOGA COUNTY COMMON PLEAS COURT

New Marsh. of Lien/Quiet Title/Partition Filings by Month for 2008 – 2010 YTD

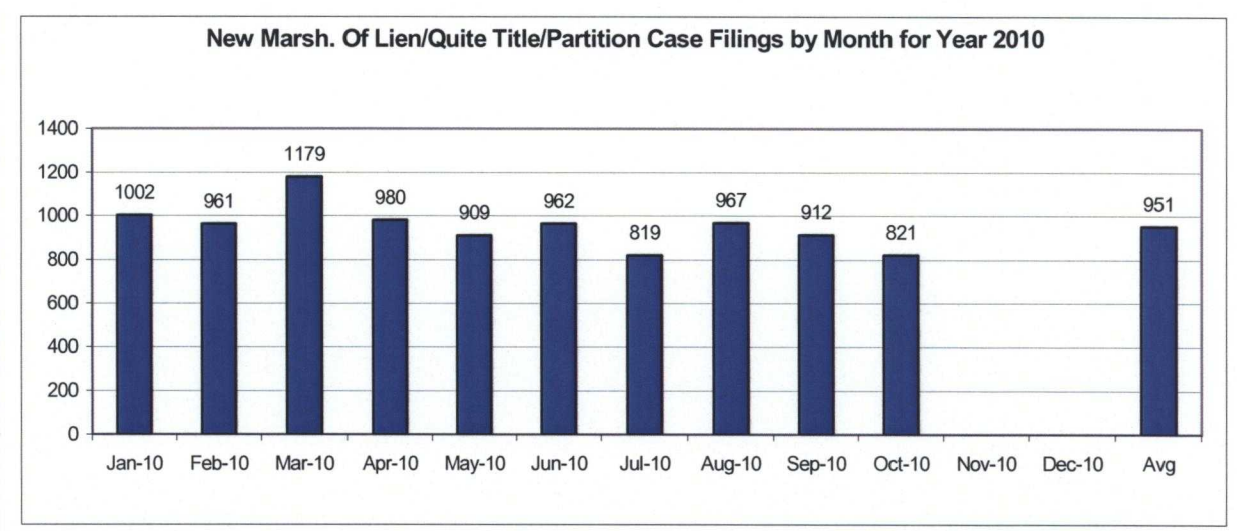
Month	# Filings
Jan-08	1191
Feb-08	1188
Mar-08	1154
Apr-08	1149
May-08	961
Jun-08	982
Jul-08	977
Aug-08	934
Sep-08	1020
Oct-08	989
Nov-08	750
Dec-08	897
Avg	1016
Total	12192



Month	# Filings
Jan-09	911
Feb-09	944
Mar-09	885
Apr-09	941
May-09	856
Jun-09	977
Jul-09	1024
Aug-09	911
Sep-09	941
Oct-09	936
Nov-09	957
Dec-09	1006
Avg	941
Total	11289



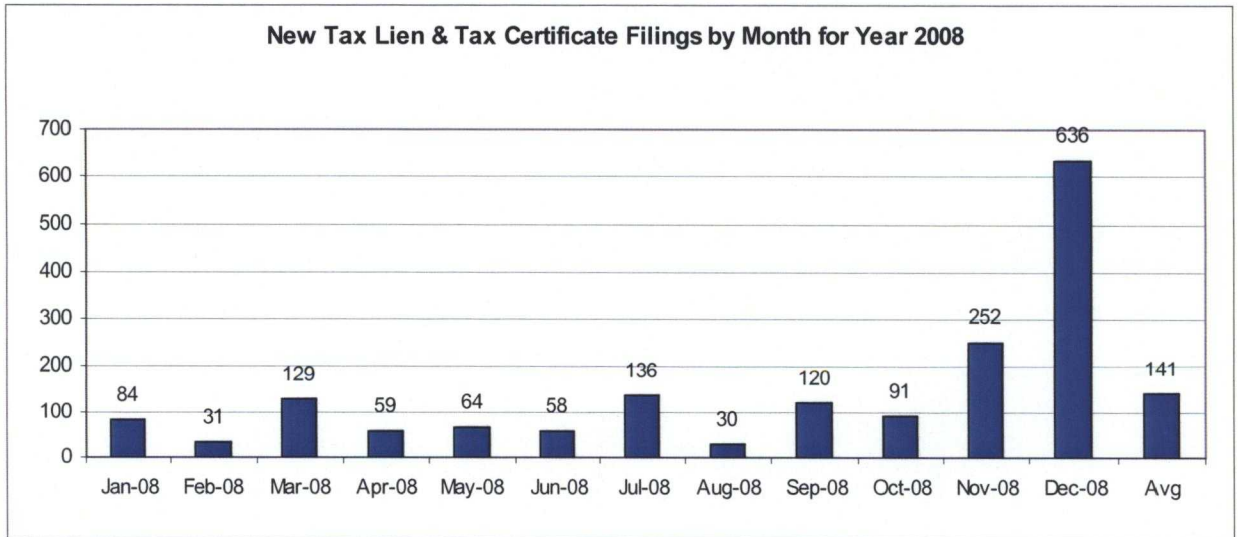
Month	# Filings
Jan-10	1002
Feb-10	961
Mar-10	1179
Apr-10	980
May-10	909
Jun-10	962
Jul-10	819
Aug-10	967
Sep-10	912
Oct-10	821
Nov-10	
Dec-10	
Avg	951
Total	9512



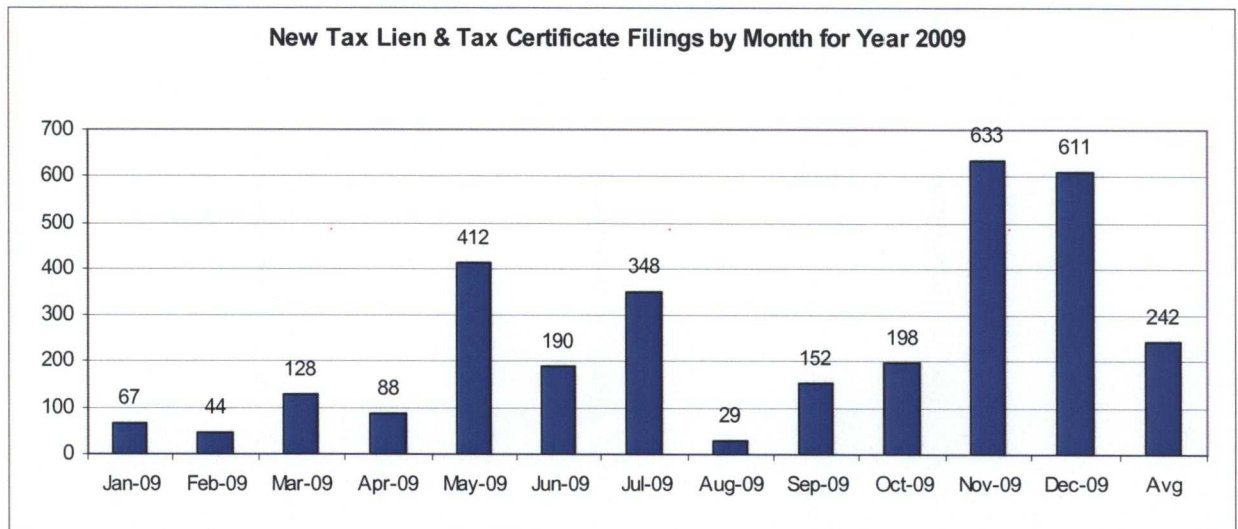
CUYAHOGA COUNTY COMMON PLEAS COURT

New Tax Lien & Certificate Filings by Month for Year 2008 – 2010 YTD

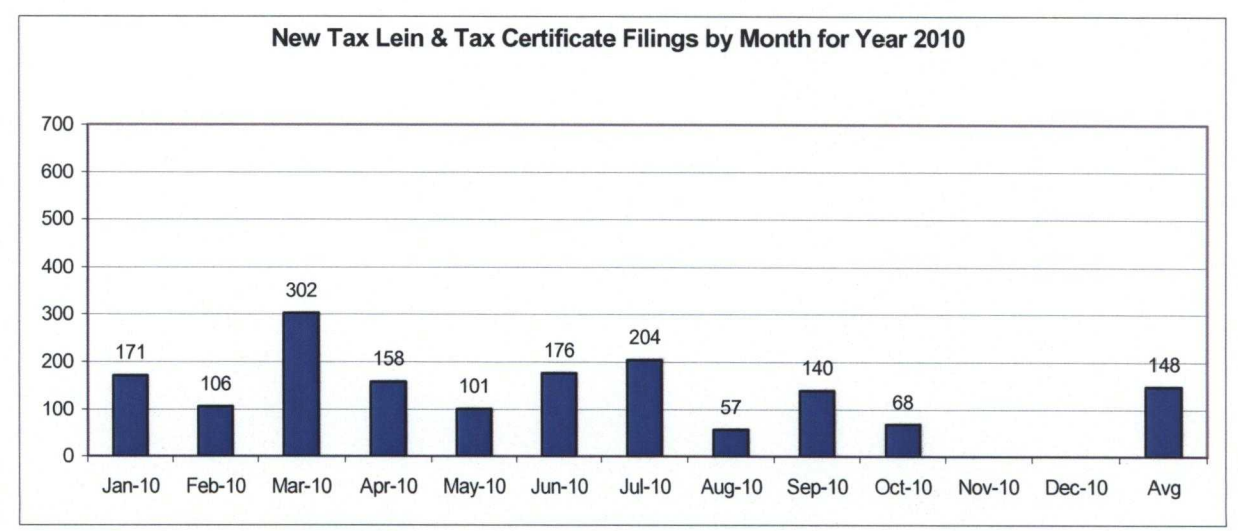
Month	# Filings
Jan-08	84
Feb-08	31
Mar-08	129
Apr-08	59
May-08	64
Jun-08	58
Jul-08	136
Aug-08	30
Sep-08	120
Oct-08	91
Nov-08	252
Dec-08	636
Avg	141
Total	1690



Month	# Filings
Jan-09	67
Feb-09	44
Mar-09	128
Apr-09	88
May-09	412
Jun-09	190
Jul-09	348
Aug-09	29
Sep-09	152
Oct-09	198
Nov-09	633
Dec-09	611
Avg	242
Total	2900



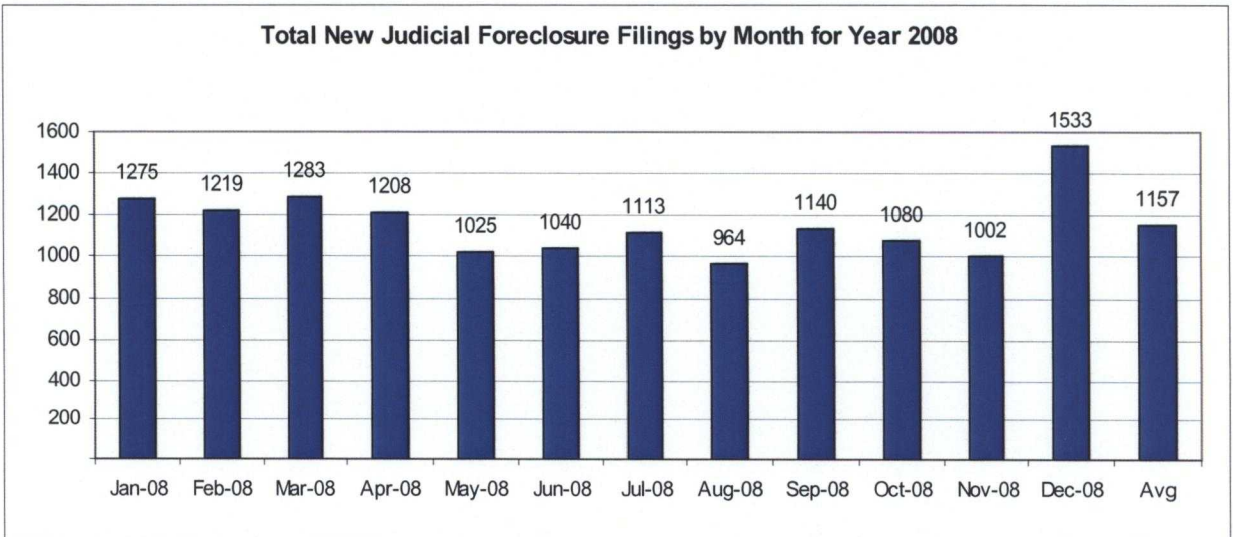
Month	# Filings
Jan-10	171
Feb-10	106
Mar-10	302
Apr-10	158
May-10	101
Jun-10	176
Jul-10	204
Aug-10	57
Sep-10	140
Oct-10	68
Nov-10	
Dec-10	
Avg	148
Total	1483



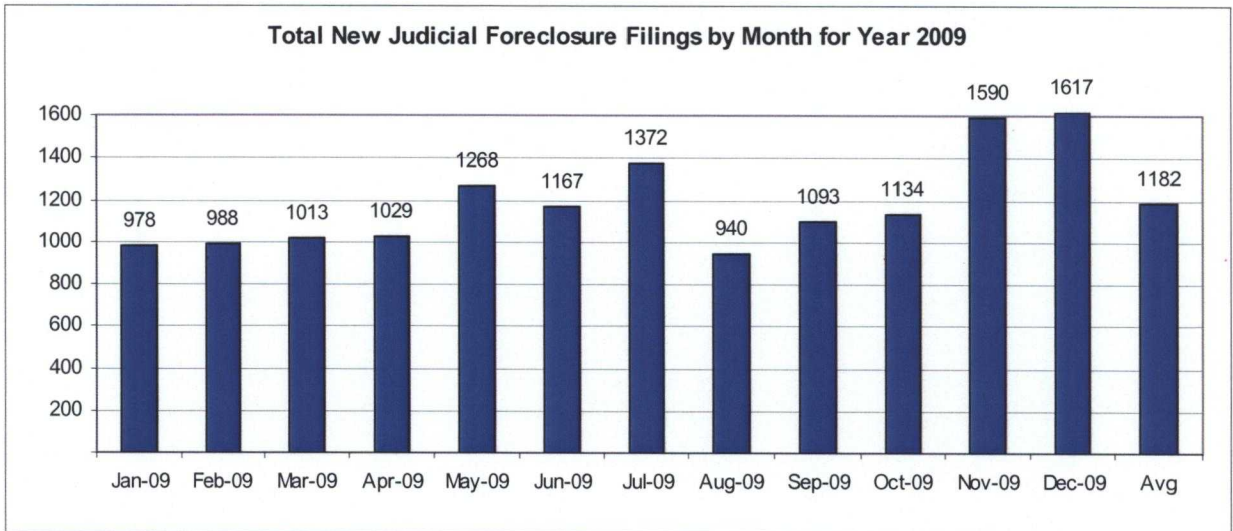
CUYAHOGA COUNTY COMMON PLEAS COURT

Total New Judicial Foreclosure Filings by Month for Year 2008 – 2010 YTD

Month	# Filings
Jan-08	1275
Feb-08	1219
Mar-08	1283
Apr-08	1208
May-08	1025
Jun-08	1040
Jul-08	1113
Aug-08	964
Sep-08	1140
Oct-08	1080
Nov-08	1002
Dec-08	1533
Avg	1157
Total	13882



Month	# Filings
Jan-09	978
Feb-09	988
Mar-09	1013
Apr-09	1029
May-09	1268
Jun-09	1167
Jul-09	1372
Aug-09	940
Sep-09	1093
Oct-09	1134
Nov-09	1590
Dec-09	1617
Avg	1182
Total	14189



Month	# Filings
Jan-10	1173
Feb-10	1067
Mar-10	1481
Apr-10	1138
May-10	1010
Jun-10	1138
Jul-10	1023
Aug-10	1024
Sep-10	1052
Oct-10	889
Nov-10	
Dec-10	
Avg	1100
Total	10995



CUYAHOGA COUNTY COMMON PLEAS COURT

Magistrate's Monthly Reports

The Magistrates' Monthly Report consists of 5 reports. Below is a description of each.

Magistrate's Monthly Supplemental Journal Entry Report (R415)

Retrieves total number of supplemental entries and Decrees of Confirmation of Sheriff's sale created during a specific period. A supplemental entry is any journal created by a magistrate, which does not close out a case. For example, any magistrate's order (MG) setting a hearing, any journal entry (JE) ruling on a motion, journals confirming Sheriff's sales, etc.).

Magistrate's Full Disposition Count by Magistrate Report (R413)

Retrieves total number of cases disposed of during a specific period. The dispositions are grouped by Magistrate and then broken down by the type of disposition (i. e. Default, Dismissed with Prejudice, Dismissed without Prejudice, etc.) This report can be printed three different ways. Including tax cases (Full Dispositions), excluding tax cases (Non-Tax Dispositions), and Tax cases only (Tax Dispositions).

Magistrate's Monthly Cases Referred/Reinstated Report (R418)

Retrieves newly filed cases referred to the Magistrates Dept. and cases previously disposed by the Magistrates Dept. that are reinstated and re-referred to the magistrates. The cases are separated by Tax (filing code 1465; Tax Judicial Foreclosure & 1466; Tax Certificate Judicial Foreclosure) and Non-Tax (1460; Judicial Foreclosure Marsh. Of Lien, 1480; Partition, 1470; Quiet Title, misc. (i. e. 1391; Contract Other, etc.).

Magistrate's Monthly Hearing Totals Report (R3146)

Retrieves total number of hearings held during one month. The hearings are grouped by Magistrate and then broken down by what type hearing was held (i. e. Default, Pretrial, etc.).

Magistrate's Monthly Case Load Report (R3147)

Retrieves individual caseload totals for individual magistrates during a specific period. The cases are grouped by magistrate and then broken down by case type (i. e. tax judicial foreclosure, tax certificate judicial foreclosure and non-tax judicial foreclosure).

CUYAHOGA COUNTY COURT OF COMMON PLEAS

DATE: 11/15/2010
TIME: 4:18 PM

OFFICE OF THE MAGISTRATES
MAGISTRATE'S MONTHLY SUPPLEMENTALS BY CASE
REPORTING PERIOD: OCTOBER 2010

PAGE: 1
CMSR415D

SUPPLEMENTALS

AUGUSTYN	289
BAKER	462
BUCHA	386
CUTHBERT	587
DYKE	416
GAUNTNER	458
GONZALEZ	384
HIPPLEY	306
JACKSON	366
KLEIN	371
LUCAS	329
OLSZTYN	625
VOZAR	382
WEISS	280
UNACCOUNTED FOR	0

TOTAL 5641

CONFIRMATIONS

TOTAL 509

CUYAHOGA COUNTY COURT OF COMMON PLEAS
OFFICE OF THE MAGISTRATES
Full Disposition Count by Magistrate
REPORTING PERIOD: FROM 10/01/2010 TO 10/31/2010

DATE: 11/15/2010

TIME: 4:21 PM

PAGE: 1

CMSR413

MagID	Dispose Type	Tax Cert.	Tax Treas.	Total
KCA				
	Bank	0	0	6
	Def	0	0	26
	Dism	0	0	24
	Ref. Vacate	0	0	0
	Court Trial	0	0	0
	Other	0	0	4
	<u>MAG'S TOTAL</u>	0	0	<u>60</u>

Decrees	722
Defaults	509
Other	213
Court Trial	0
Dismissals	393
Bankruptcy	96
Ref. Vacated	0
Grand Total	1211

GDB				
	Bank	0	0	5
	Def	0	0	46
	Dism	0	0	20
	Ref. Vacate	0	0	0
	Court Trial	0	0	0
	Other	0	0	8
	<u>MAG'S TOTAL</u>	0	0	<u>79</u>

SMB				
	Bank	0	0	10
	Def	3	0	43
	Dism	0	0	32
	Ref. Vacate	0	0	0
	Court Trial	0	0	0
	Other	0	7	9
	<u>MAG'S TOTAL</u>	3	7	<u>94</u>

ARC				
	Bank	0	0	4
	Def	0	0	42
	Dism	0	0	37
	Ref. Vacate	0	0	0
	Court Trial	0	0	0
	Other	0	0	16
	<u>MAG'S TOTAL</u>	0	0	<u>99</u>

JTD				
	Bank	0	0	5
	Def	0	0	41
	Dism	0	5	31
	Ref. Vacate	0	0	0
	Court Trial	0	0	0
	Other	0	1	13
	<u>MAG'S TOTAL</u>	0	6	<u>90</u>

TMG				
	Bank	0	0	11
	Def	0	0	47
	Dism	0	0	27
	Ref. Vacate	0	0	0
	Court Trial	0	0	0
	Other	0	0	10
	<u>MAG'S TOTAL</u>	0	0	<u>95</u>

TG				
	Bank	0	0	12
	Def	0	0	34
	Dism	0	0	33
	Ref. Vacate	0	0	0
	Court Trial	0	0	0
	Other	0	0	5
	<u>MAG'S TOTAL</u>	0	0	<u>84</u>

KH				
	Bank	0	0	7
	Def	0	0	25
	Dism	0	0	32

CUYAHOGA COUNTY COURT OF COMMON PLEAS

OFFICE OF THE MAGISTRATES

Full Disposition Count by Magistrate

REPORTING PERIOD: FROM 10/01/2010 TO 10/31/2010

DATE: 11/15/2010

TIME: 4:21 PM

PAGE: 2

CMSR413

MagID	Dispose Type	Tax Cert.	Tax Treas.	Total
	Ref. Vacate	0	0	0
	Court Trial	0	0	0
	Other	0	0	4
	<u>MAG'S TOTAL</u>	0	0	<u>68</u>
<hr/>				
JLJ	Bank	0	0	6
	Def	0	0	40
	Dism	0	0	23
	Ref. Vacate	0	0	0
	Court Trial	0	0	0
	Other	0	0	6
	<u>MAG'S TOTAL</u>	0	0	<u>75</u>
<hr/>				
MK	Bank	0	0	9
	Def	0	0	37
	Dism	0	0	20
	Ref. Vacate	0	0	0
	Court Trial	0	0	0
	Other	0	0	7
	<u>MAG'S TOTAL</u>	0	0	<u>73</u>
<hr/>				
PL	Bank	0	5	5
	Def	19	0	19
	Dism	20	14	34
	Ref. Vacate	0	0	0
	Court Trial	0	0	0
	Other	2	49	51
	<u>MAG'S TOTAL</u>	41	68	<u>109</u>
<hr/>				
CEO	Bank	0	0	7
	Def	0	0	55
	Dism	0	0	35
	Ref. Vacate	0	0	0
	Court Trial	0	0	0
	Other	0	0	4
	<u>MAG'S TOTAL</u>	0	0	<u>101</u>
<hr/>				
TJV	Bank	0	0	7
	Def	0	0	45
	Dism	0	0	27
	Ref. Vacate	0	0	0
	Court Trial	0	0	0
	Other	0	1	8
	<u>MAG'S TOTAL</u>	0	1	<u>87</u>
<hr/>				
CW	Bank	0	2	2
	Def	9	0	9
	Dism	13	5	18
	Ref. Vacate	0	0	0
	Court Trial	0	0	0
	Other	0	68	68
	<u>MAG'S TOTAL</u>	22	75	<u>97</u>

CUYAHOGA COUNTY COURT OF COMMON PLEAS

DATE: 11/15/2010
 TIME: 04:21 PM

OFFICE OF THE MAGISTRATES
 MAGISTRATE'S MONTHLY REF/REIN CASES
 FROM 10/01/2010 TO 10/31/2010

CMSR418

MAGISTRATE	NEW REFERRALS				REINSTATED			
	Tax Treas.	Tax Cert.	Non-Tax	Total	Tax Treas.	Tax Cert.	Non-Tax	Total
<u>AUGUSTYN/KEVIN/C</u>	0	0	45	45	0	0	5	5
<u>BAKER/GAIL/D</u>	0	0	79	79	0	0	4	4
<u>BUCHA/STEPHEN/M</u>	0	0	51	51	0	0	4	4
<u>CUTHBERT/AMY/R</u>	0	0	57	57	0	0	5	5
<u>DYKE/JOHN/T</u>	3	0	83	86	0	0	6	6
<u>GAUNTNER/TIMOTHY/M</u>	0	0	76	76	0	0	5	5
<u>GONZALEZ/TRACEY/</u>	0	0	72	72	0	0	11	11
<u>HIPPLEY/KEVIN/</u>	0	0	69	69	0	0	5	5
<u>JACKSON/JIM/L</u>	0	0	68	68	0	0	8	8
<u>KLEIN/MONICA/</u>	0	0	53	53	0	0	4	4
<u>LUCAS/PAUL/</u>	35	2	0	37	1	0	1	2
<u>OLSZTYN/CHRISTOPHER/E</u>	0	0	75	75	0	0	8	8
<u>VOZAR/THOMAS/J</u>	2	0	67	69	0	0	7	7
<u>WEISS/CAROL/</u>	33	3	0	36	1	0	0	1
<u>TOTAL</u>	73	5	795	873	2	0	73	75
<u>COMBINED TOTAL</u>			948					

CUYAHOGA COUNTY COURT OF COMMON PLEAS

OFFICE OF THE MAGISTRATES

MAG MONTHLY HEARING TOTALS

Reporting Period: October 2010

DATE: 11/15/2010
TIME: 04:21 PM

PAGE: 1
CMSR3146

Monthly Hearing Total 1,039

AUGUSTYN
 Default Hearings 46
 Tax Hearings 0
 Pretrials 8

 TOTAL: 54

BAKER
 Default Hearings 68
 Tax Hearings 0
 Pretrials 7

 TOTAL: 75

BUCHA
 Default Hearings 37
 Tax Hearings 6
 Pretrials 32

 TOTAL: 75

CUTHBERT
 Default Hearings 69
 Tax Hearings 0
 Pretrials 13

 TOTAL: 82

DYKE
 Default Hearings 33
 Tax Hearings 0
 Pretrials 7

 TOTAL: 40

GAUNTNER
 Default Hearings 71
 Tax Hearings 0
 Pretrials 25

 TOTAL: 96

GONZALEZ
 Default Hearings 45
 Tax Hearings 0
 Pretrials 4

 TOTAL: 49

HIPPLEY
 Default Hearings 58
 Tax Hearings 0
 Pretrials 8

 TOTAL: 66

JACKSON
 Default Hearings 75
 Tax Hearings 0
 Pretrials 4

 TOTAL: 79

KLEIN
 Default Hearings 56
 Tax Hearings 0
 Pretrials 4

CUYAHOGA COUNTY COURT OF COMMON PLEAS

OFFICE OF THE MAGISTRATES
MAG MONTHLY HEARING TOTALS

DATE: 11/15/2010
TIME: 04:21 PM

Reporting Period: October 2010

PAGE: 2
CMSR3146

TOTAL:	60
LUCAS	
Default Hearings	0
Tax Hearings	78
Pretrials	21
<hr/>	
TOTAL:	99
OLSZTYN	
Default Hearings	65
Tax Hearings	0
Pretrials	8
<hr/>	
TOTAL:	73
VOZAR	
Default Hearings	60
Tax Hearings	2
Pretrials	12
<hr/>	
TOTAL:	74
WEISS	
Default Hearings	2
Tax Hearings	74
Pretrials	41
<hr/>	
TOTAL:	117

CUYAHOGA COUNTY COURT OF COMMON PLEAS

DATE: 11/15/2010
 TIME: 4:22 PM

Office of the Magistrates
 Magistrate's Monthly Case Load
 MONTH: OCTOBER 2010

PAGE: 1
 CMSR3147

Magistrate Name	Non Tax Total	Tax Cert.	Tax Treas.	Total Tax	Total Cases
AUGUSTYN	322	0	0	0	322
BAKER	561	0	0	0	561
BUCHA	395	2	13	15	410
CUTHBERT	565	0	0	0	565
DYKE	421	11	27	38	459
GAUNTNER	576	0	0	0	576
GONZALEZ	652	0	0	0	652
HIPPLEY	717	1	0	1	718
JACKSON	595	0	0	0	595
KLEIN	533	0	0	0	533
LUCAS	6	343	828	1171	1177
OLSZTYN	572	0	0	0	572
VOZAR	537	25	38	63	600
WEISS	1	299	694	993	994
Non Tax Total:	6453	Cert. Tax Total: 681	Tax Treas. Total: 1600	Total Tax: 2281	Total Cases: 8734

CUYAHOGA COUNTY COMMON PLEAS COURT

Report CMSR1062 - Judicial Foreclosure Statistics by Judge

Report CMSR1062 provides a list of judicial foreclosure case activity for each Judge. The report identifies how many cases were pending at the beginning of the period. The new cases filed and cases that were transferred in or reactivated are added to the number pending at the beginning of the period. It then shows the type and number of terminations for the period. The total terminations are subtracted from the total pending which provides the pending at the end of the period.

CUYAHOGA COUNTY COURT OF COMMON PLEAS

DATE: 11/22/2010
TIME: 03:24 PM

Foreclosure Statistics by Judge
Reporting Period: October 2010

PAGE: 1
CMSR1062

Judge

AMBROSE, DICK							
	Pending at Beg of Period		New Cases Filed		Cases Transferred In / Reactivated		Total
	253		28		3		284
Terminations							
	Bankruptcy	Default	RefVacated	Court Trial	Dismiss	Other	Total
	3	24	0	0	16	7	50
	Total Pending at End of Period						234

BURNSIDE, JANET R							
	Pending at Beg of Period		New Cases Filed		Cases Transferred In / Reactivated		Total
	283		25		6		314
Terminations							
	Bankruptcy	Default	RefVacated	Court Trial	Dismiss	Other	Total
	2	14	0	0	13	9	38
	Total Pending at End of Period						276

CALABRESE, DEENA R							
	Pending at Beg of Period		New Cases Filed		Cases Transferred In / Reactivated		Total
	283		20		3		306
Terminations							
	Bankruptcy	Default	RefVacated	Court Trial	Dismiss	Other	Total
	2	19	0	0	8	8	37
	Total Pending at End of Period						269

CORRIGAN, BRIAN J							
	Pending at Beg of Period		New Cases Filed		Cases Transferred In / Reactivated		Total
	270		22		7		299
Terminations							
	Bankruptcy	Default	RefVacated	Court Trial	Dismiss	Other	Total
	4	10	0	0	16	5	35
	Total Pending at End of Period						264

CORRIGAN, PETER J							
	Pending at Beg of Period		New Cases Filed		Cases Transferred In / Reactivated		Total
	272		27		6		305
Terminations							
	Bankruptcy	Default	RefVacated	Court Trial	Dismiss	Other	Total
	3	18	0	0	14	2	37
	Total Pending at End of Period						268

DONNELLY, MICHAEL P							
	Pending at Beg of Period		New Cases Filed		Cases Transferred In / Reactivated		Total
	330		25		4		359
Terminations							
	Bankruptcy	Default	RefVacated	Court Trial	Dismiss	Other	Total
	6	8	0	0	16	17	47
	Total Pending at End of Period						312

FRIEDLAND, CAROLYN B							
	Pending at Beg of Period		New Cases Filed		Cases Transferred In / Reactivated		Total
	256		30		4		290
Terminations							
	Bankruptcy	Default	RefVacated	Court Trial	Dismiss	Other	Total
	4	10	0	0	9	12	35
	Total Pending at End of Period						255

FRIEDMAN, STUART A

CUYAHOGA COUNTY COURT OF COMMON PLEAS

DATE: 11/22/2010
TIME: 03:24 PM

Foreclosure Statistics by Judge
Reporting Period: October 2010

PAGE: 2
CMSR1062

Judge

		Pending at Beg of Period	New Cases Filed			Cases Transferred In / Reactivated			Total
		307	30			3			340
Terminations	Bankruptcy	2	Default	RefVacated	Court Trial	Dismiss	Other	Total	
			12	0	0	8	13	35	
Total Pending at End of Period								305	
		197	17			4			218
Terminations	Bankruptcy	3	Default	RefVacated	Court Trial	Dismiss	Other	Total	
			10	0	0	7	5	25	
Total Pending at End of Period								193	
		196	26			8			230
Terminations	Bankruptcy	4	Default	RefVacated	Court Trial	Dismiss	Other	Total	
			13	0	0	9	5	31	
Total Pending at End of Period								199	
		289	27			3			319
Terminations	Bankruptcy	6	Default	RefVacated	Court Trial	Dismiss	Other	Total	
			30	0	0	15	23	74	
Total Pending at End of Period								245	
		269	29			5			303
Terminations	Bankruptcy	1	Default	RefVacated	Court Trial	Dismiss	Other	Total	
			13	0	0	12	7	33	
Total Pending at End of Period								270	
		338	26			8			372
Terminations	Bankruptcy	4	Default	RefVacated	Court Trial	Dismiss	Other	Total	
			19	0	0	16	5	44	
Total Pending at End of Period								328	
		248	24			4			276
Terminations	Bankruptcy	1	Default	RefVacated	Court Trial	Dismiss	Other	Total	
			14	0	0	6	10	31	
Total Pending at End of Period								245	

MATIA, DAVID T

CUYAHOGA COUNTY COURT OF COMMON PLEAS

DATE: 11/22/2010
TIME: 03:24 PM

Foreclosure Statistics by Judge
Reporting Period: October 2010

PAGE: 3
CMSR1062

Judge

Pending at Beg of Period		New Cases Filed		Cases Transferred In / Reactivated			Total
275		25		1			301
Terminations	Bankruptcy	Default	RefVacated	Court Trial	Dismiss	Other	Total
	1	20	0	0	9	9	39
Total Pending at End of Period							262
Pending at Beg of Period		New Cases Filed		Cases Transferred In / Reactivated			Total
243		31		3			277
Terminations	Bankruptcy	Default	RefVacated	Court Trial	Dismiss	Other	Total
	4	12	0	0	8	11	35
Total Pending at End of Period							242
Pending at Beg of Period		New Cases Filed		Cases Transferred In / Reactivated			Total
274		29		11			314
Terminations	Bankruptcy	Default	RefVacated	Court Trial	Dismiss	Other	Total
	4	14	0	0	18	10	46
Total Pending at End of Period							268
Pending at Beg of Period		New Cases Filed		Cases Transferred In / Reactivated			Total
264		23		0			287
Terminations	Bankruptcy	Default	RefVacated	Court Trial	Dismiss	Other	Total
	6	14	0	0	11	7	38
Total Pending at End of Period							249
Pending at Beg of Period		New Cases Filed		Cases Transferred In / Reactivated			Total
294		30		13			337
Terminations	Bankruptcy	Default	RefVacated	Court Trial	Dismiss	Other	Total
	5	18	0	0	22	19	64
Total Pending at End of Period							273
Pending at Beg of Period		New Cases Filed		Cases Transferred In / Reactivated			Total
198		19		7			224
Terminations	Bankruptcy	Default	RefVacated	Court Trial	Dismiss	Other	Total
	7	4	0	0	5	4	20
Total Pending at End of Period							204
Pending at Beg of Period		New Cases Filed		Cases Transferred In / Reactivated			Total
285		23		7			315
Terminations	Bankruptcy	Default	RefVacated	Court Trial	Dismiss	Other	Total
	6	12	0	0	11	9	38
Total Pending at End of Period							277

ODONNELL, JOHN P

CUYAHOGA COUNTY COURT OF COMMON PLEAS

DATE: 11/22/2010
TIME: 03:24 PM

Foreclosure Statistics by Judge
Reporting Period: October 2010

PAGE: 4
CMSR1062

Judge

Judge	Pending at Beg of Period	New Cases Filed			Cases Transferred In / Reactivated			Total
	232						256	
Terminations		Default	RefVacated	Court Trial	Dismiss	Other	Total	
	Bankruptcy	17	0	0	7	5	29	
	0							
							Total Pending at End of Period	
							227	
RUSSO, JOHN J								
	Pending at Beg of Period						Total	
	259						295	
Terminations		Default	RefVacated	Court Trial	Dismiss	Other	Total	
	Bankruptcy	19	0	0	12	12	46	
	3							
							Total Pending at End of Period	
							249	
RUSSO, JOSEPH D								
	Pending at Beg of Period						Total	
	288						322	
Terminations		Default	RefVacated	Court Trial	Dismiss	Other	Total	
	Bankruptcy	13	0	0	14	10	38	
	1							
							Total Pending at End of Period	
							284	
RUSSO, MICHAEL J								
	Pending at Beg of Period						Total	
	286						306	
Terminations		Default	RefVacated	Court Trial	Dismiss	Other	Total	
	Bankruptcy	19	0	0	12	10	42	
	1							
							Total Pending at End of Period	
							264	
RUSSO, NANCY MARGARET								
	Pending at Beg of Period						Total	
	152						189	
Terminations		Default	RefVacated	Court Trial	Dismiss	Other	Total	
	Bankruptcy	15	0	0	17	6	38	
	0							
							Total Pending at End of Period	
							151	
SAFFOLD, SHIRLEY STRICKI								
	Pending at Beg of Period						Total	
	294						331	
Terminations		Default	RefVacated	Court Trial	Dismiss	Other	Total	
	Bankruptcy	20	0	0	5	8	34	
	1							
							Total Pending at End of Period	
							297	
SHEEHAN, BRENDAN J								
	Pending at Beg of Period						Total	
	289						311	
Terminations		Default	RefVacated	Court Trial	Dismiss	Other	Total	
	Bankruptcy	16	0	0	13	13	42	
	0							
							Total Pending at End of Period	
							269	
SUSTER, RONALD								

CUYAHOGA COUNTY COURT OF COMMON PLEAS

DATE: 11/22/2010
TIME: 03:24 PM

Foreclosure Statistics by Judge
Reporting Period: October 2010

PAGE: 5
CMSR1062

Judge

	Pending at Beg of Period 319	New Cases Filed 30			Cases Transferred In / Reactivated 4			Total 353
Terminations	Bankruptcy 2	Default 12	RefVacated 0	Court Trial 0	Dismiss 11	Other 9	Total 34	
Total Pending at End of Period							319	

SUTULA, JOHN D

	Pending at Beg of Period 327	New Cases Filed 29			Cases Transferred In / Reactivated 5			Total 361
Terminations	Bankruptcy 1	Default 8	RefVacated 0	Court Trial 0	Dismiss 11	Other 4	Total 24	
Total Pending at End of Period							337	

SUTULA, KATHLEEN ANN

	Pending at Beg of Period 241	New Cases Filed 28			Cases Transferred In / Reactivated 1			Total 270
Terminations	Bankruptcy 1	Default 18	RefVacated 0	Court Trial 0	Dismiss 8	Other 10	Total 37	
Total Pending at End of Period							233	

SYNENBERG, JOAN

	Pending at Beg of Period 280	New Cases Filed 28			Cases Transferred In / Reactivated 8			Total 316
Terminations	Bankruptcy 2	Default 13	RefVacated 0	Court Trial 0	Dismiss 7	Other 4	Total 26	
Total Pending at End of Period							290	

TERRY, STEVEN J

	Pending at Beg of Period 304	New Cases Filed 25			Cases Transferred In / Reactivated 5			Total 334
Terminations	Bankruptcy 2	Default 18	RefVacated 0	Court Trial 0	Dismiss 15	Other 11	Total 46	
Total Pending at End of Period							288	

VILLANUEVA, JOSE A

	Pending at Beg of Period 287	New Cases Filed 32			Cases Transferred In / Reactivated 5			Total 324
Terminations	Bankruptcy 4	Default 13	RefVacated 0	Court Trial 0	Dismiss 13	Other 6	Total 36	
Total Pending at End of Period							288	

Monthly Summary

MONTHLY SUMMARY

October 2010

NAME	PEND	ASSIGNED			TRIALS						DISP	PENDING				+
		CV	CR	TOT	JURY			COURT				CV	FR	CR	TOT	
Dick Ambrose	667	73	45	118	0	1	1	0	0	0	148	260	234	143	637	+ 30
Janet R. Burnside	728	79	46	125	0	0	0	0	0	0	138	309	279	127	715	+ 13
Deena R. Calabrese	713	73	32	105	0	0	0	0	0	0	122	311	269	116	696	+ 17
Brian J. Corrigan	736	75	55	130	0	1	1	1	0	1	136	298	263	169	730	+ 6
Peter J. Corrigan	646	76	45	121	0	0	0	2	0	2	125	248	289	105	642	+ 4
Michael P. Donnelly	755	74	44	118	1	2	3	0	0	0	164	291	312	106	709	+ 46
Carolyn B. Friedland	727	77	42	119	0	0	0	0	0	0	115	281	269	181	731	- 4
Stuart A. Friedman	756	76	28	104	2	1	3	0	1	1	150	261	316	133	710	+ 46
Nancy A. Fuerst	387	40	25	65	0	0	0	0	0	0	74	145	194	39	378	+ 9
Eileen A. Gallagher	545	82	58	140	0	0	0	0	0	0	115	235	198	137	570	- 25
Eileen T. Gallagher	656	73	44	117	0	0	0	0	0	0	151	256	247	119	622	+ 34
Hollie L. Gallagher	647	73	25	98	0	0	0	0	0	0	120	251	272	102	625	+ 22
Daniel Gaul	867	78	45	123	0	1	1	0	0	0	136	275	351	228	854	+ 13
Lance T. Mason	679	75	44	119	0	2	2	0	0	0	151	275	256	116	647	+ 32
David T. Matia	691	78	47	125	0	1	1	0	1	1	143	289	265	119	673	+ 18
Bridget M. McCafferty	592	78	39	117	0	0	0	0	0	0	103	214	242	150	606	- 14
Timothy McCormick	717	84	45	129	0	1	1	1	0	1	154	292	268	132	692	+ 25
Nancy R. McDonnell	596	72	30	102	0	0	0	0	0	0	123	227	257	91	575	+ 21
Timothy J. McGinty	619	90	43	133	1	0	1	0	0	0	146	239	273	94	606	+ 13
Richard J. McMonagle	684	73	30	103	0	0	0	0	0	0	104	379	212	92	683	+ 1
Timothy E. McMonagle	661	79	37	116	1	1	2	0	1	1	115	291	277	94	662	- 1
John P. O'Donnell	581	72	19	91	2	1	3	2	0	2	117	265	234	56	555	+ 26
John J. Russo	595	78	33	111	0	0	0	0	0	0	143	232	249	82	563	+ 32
Joseph D. Russo	724	80	54	134	1	0	1	0	0	0	131	274	284	169	727	- 3
Michael J. Russo	678	74	42	116	0	0	0	0	1	1	140	257	267	130	654	+ 24
Nancy Margaret Russo	466	81	34	115	2	1	3	0	0	0	134	185	154	108	447	+ 19
Shirley Strickland Saffold	735	80	46	126	0	0	0	0	0	0	116	280	296	169	745	- 10
Brendan J. Sheehan	607	76	49	125	2	1	3	0	0	0	164	240	228	100	568	+ 39
Ronald Suster	812	77	44	121	0	0	0	0	0	0	126	260	320	227	807	+ 5
John D. Sutula	772	79	49	128	0	2	2	1	0	1	99	273	336	192	801	- 29
Kathleen Ann Sutula	585	73	43	116	0	0	0	0	1	1	122	218	233	128	579	+ 6
Joan Synenberg	742	78	40	118	1	1	2	0	0	0	115	307	289	149	745	- 3
Steven J. Terry	735	82	39	121	1	2	3	0	1	1	135	282	288	151	721	+ 14
José A. Villanueva	704	74	39	113	1	0	1	0	0	0	135	260	311	111	682	+ 22
TOTALS	22805	2582	1380	3962	15	19	34	7	6	13	4410	8960	9032	4365	22357	+ 448

Year to Date Summary

SUMMARY FOR THE COURT

January - October 2010

NAME	PEND	ASSIGNED			TRIALS						DISP	PENDING				+ -
		CV	CR	TOT	JURY			COURT				CV	FR	CR	TOT	
Dick Ambrose	714	878	435	1313	2	15	17	4	4	8	1390	260	234	143	637	+ 77
Janet R. Burnside	799	877	419	1296	2	4	6	4	7	11	1380	309	279	127	715	+ 84
Deena R. Calabrese	780	856	347	1203	2	15	17	1	5	6	1287	311	269	116	696	+ 84
Brian J. Corrigan	489	857	450	1307	5	7	12	2	9	11	1066	298	263	169	730	- 241
Peter J. Corrigan	704	886	412	1298	6	10	16	6	4	10	1360	248	289	105	642	+ 62
Michael P. Donnelly	750	860	475	1335	3	10	13	1	2	3	1376	291	312	106	709	+ 41
Carolyn B. Friedland	765	868	433	1301	2	2	4	3	4	7	1335	281	269	181	731	+ 34
Stuart A. Friedman	839	872	426	1298	5	6	11	2	12	14	1427	261	316	133	710	+ 129
Nancy A. Fuerst	735	468	177	645	2	5	7	1	3	4	1002	145	194	39	378	+ 357
Eileen A. Gallagher	328	877	398	1275	1	2	3	2	3	5	1033	235	198	137	570	- 242
Eileen T. Gallagher	757	981	374	1355	0	7	7	2	1	3	1490	256	247	119	622	+ 135
Hollie L. Gallagher	681	892	342	1234	3	8	11	2	4	6	1290	251	272	102	625	+ 56
Daniel Gaul	940	886	496	1382	10	9	19	1	4	5	1468	275	351	228	854	+ 86
Lance T. Mason	813	880	428	1308	2	15	17	1	11	12	1474	275	256	116	647	+ 166
David T. Matia	744	884	477	1361	3	11	14	0	3	3	1432	289	265	119	673	+ 71
Bridget M. McCafferty	386	1124	433	1557	3	12	15	0	0	0	1337	214	242	150	606	- 220
Timothy McCormick	670	908	449	1357	6	9	15	2	14	16	1335	292	268	132	692	- 22
Nancy R. McDonnell	417	820	359	1179	2	12	14	6	0	6	1021	227	257	91	575	- 158
Timothy J. McGinty	609	963	429	1392	1	13	14	1	1	2	1395	239	273	94	606	+ 3
Richard J. McMonagle	782	817	270	1087	1	1	2	1	1	2	1186	379	212	92	683	+ 99
Timothy E. McMonagle	742	882	390	1272	6	6	12	0	12	12	1352	291	277	94	662	+ 80
John P. O'Donnell	638	823	198	1021	6	6	12	7	3	10	1104	265	234	56	555	+ 83
John J. Russo	630	885	432	1317	0	2	2	1	5	6	1384	232	249	82	563	+ 67
Joseph D. Russo	772	868	422	1290	4	4	8	0	8	8	1335	274	284	169	727	+ 45
Michael J. Russo	695	855	406	1261	1	3	4	3	2	5	1302	257	267	130	654	+ 41
Nancy Margaret Russo	487	917	369	1286	5	4	9	1	7	8	1326	185	154	108	447	+ 40
Shirley Strickland Saffold	774	886	446	1332	4	10	14	0	2	2	1361	280	296	169	745	+ 29
Brendan J. Sheehan	624	1011	444	1455	6	22	28	4	2	6	1511	240	228	100	568	+ 56
Ronald Suster	860	872	481	1353	4	7	11	0	5	5	1406	260	320	227	807	+ 53
John D. Sutula	892	866	413	1279	6	7	13	5	3	8	1370	273	336	192	801	+ 91
Kathleen Ann Sutula	612	877	413	1290	4	10	14	0	3	3	1323	218	233	128	579	+ 33
Joan Synenberg	787	860	448	1308	1	9	10	0	6	6	1350	307	289	149	745	+ 42
Steven J. Terry	843	896	404	1300	8	15	23	0	12	12	1422	282	288	151	721	+ 122
José A. Villanueva	792	855	449	1304	6	8	14	0	10	10	1414	260	311	111	682	+ 110
TOTALS	23850	29807	13744	43551	122	286	408	63	172	235	45044	8960	9032	4365	22357	+ 1493

Corrections/Adjustments

CUYAHOGA COUNTY COMMON PLEAS COURT

Corrections / Adjustments

There was a minor error in the *New Marsh. Of Lien/Quite Title/Partition Case Filings by Month, Total New Judicial Foreclosure Filings by Month for Year 2010 and Total New Judicial Foreclosure Filings 1996-2010* for the month of January 2010.

The following charts reflect the **original** and **corrected** numbers.

