



**CUYAHOGA COUNTY COMMON PLEAS COURT**

***Statistics Report  
May 2010***

***Nancy A. Fuerst  
Administrative and Presiding Judge***

# CUYAHOGA COUNTY COMMON PLEAS COURT

## TABLE OF CONTENTS

### **Criminal Statistics**

Newly Filed, Re-Activated And Transferred In Cases _____	4
Yearly Criminal Terminations _____	5
Pending Criminal Cases End of Period _____	6
Clearance Rate _____	7
Arrest to Disposition Timeline _____	8
Average Arrest to Disposition Timeline (Jail Cases) _____	9
Average Arrest to Disposition Timeline (Non-Jail Cases) _____	10
Average Arrest to Disposition Timeline (Jail and Non-Jail Cases) _____	11
Yearly Average Arrest to Disposition Timeline _____	12
Indictments and Informations Filed With the Clerk of Courts _____	13
Bail Case Arraignment Activity _____	14
Overall Arraignment Statistics _____	15

### **Foreclosure Statistics**

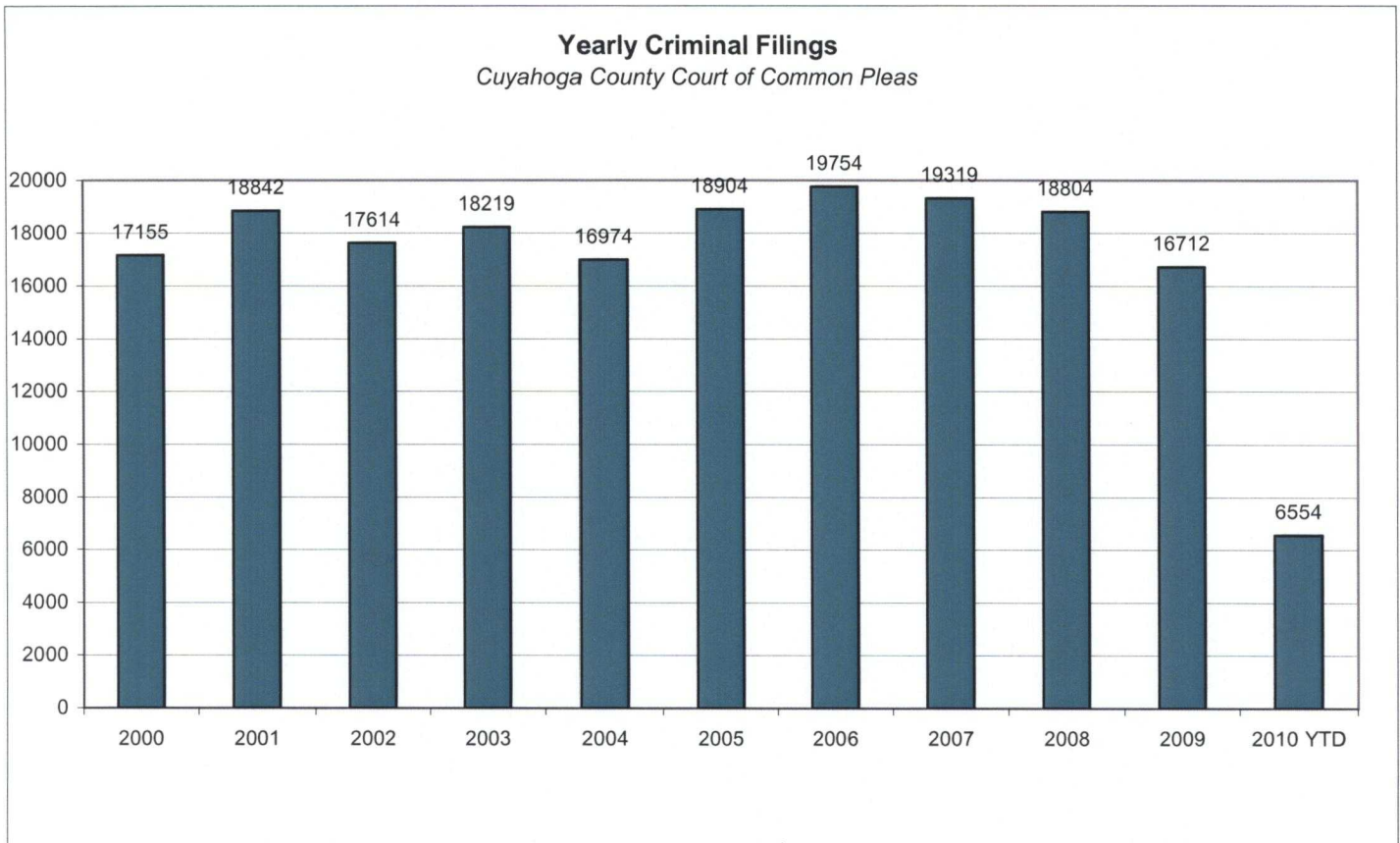
Total Pending Judicial Foreclosure Cases Referred to Magistrates (A) _____	17
Total Pending Judicial Foreclosure Cases Referred to Magistrates (B) _____	18
Total Pending Judicial Foreclosure Cases Referred to Magistrates (C) _____	19
Total Pending Tax Lien & Certificate Cases Referred to Magistrates (A) _____	20
Total Pending Tax Lien & Certificate Cases Referred to Magistrates (B) _____	21
Total Pending Tax Lien & Certificate Cases Referred to Magistrates (C) _____	22
Percentage of Pending Judicial Foreclosure Cases By Filing Year _____	23
Judicial Foreclosure Clearance Rate Year 2008 _____	24
Judicial Foreclosure Clearance Rate Year 2009 _____	25
Judicial Foreclosure Clearance Rate Year 2010 _____	26
Avg. Number of Days to Disp. (Excl. Bank. Stays & Tax Lien & Tax Cert.) _____	27
Avg. Number of Days to Disp. (Excl. Bank. Stays & Incl. Tax Lien & Tax Cert.) _____	28
Total New Judicial Foreclosure Filings _____	29
New Marsh. of Lien/Quiet Title/Partition Filings by Month for 2008 – 2010 YTD _____	30
New Tax Lien & Certificate Filings by Month for Year 2008 – 2010 YTD _____	31
Total New Judicial Foreclosure Filings by Month for Year 2008 – 2010 YTD _____	32
Magistrate's Monthly Reports _____	33
Report CMSR1062 - Judicial Foreclosure Statistics by Judge _____	41
Monthly Summary _____	47
Year to Date Summary _____	49
Corrections / Adjustments _____	52

# *Criminal Case Statistics*

# CUYAHOGA COUNTY COMMON PLEAS COURT

## Newly Filed, Re-Activated And Transferred In Cases

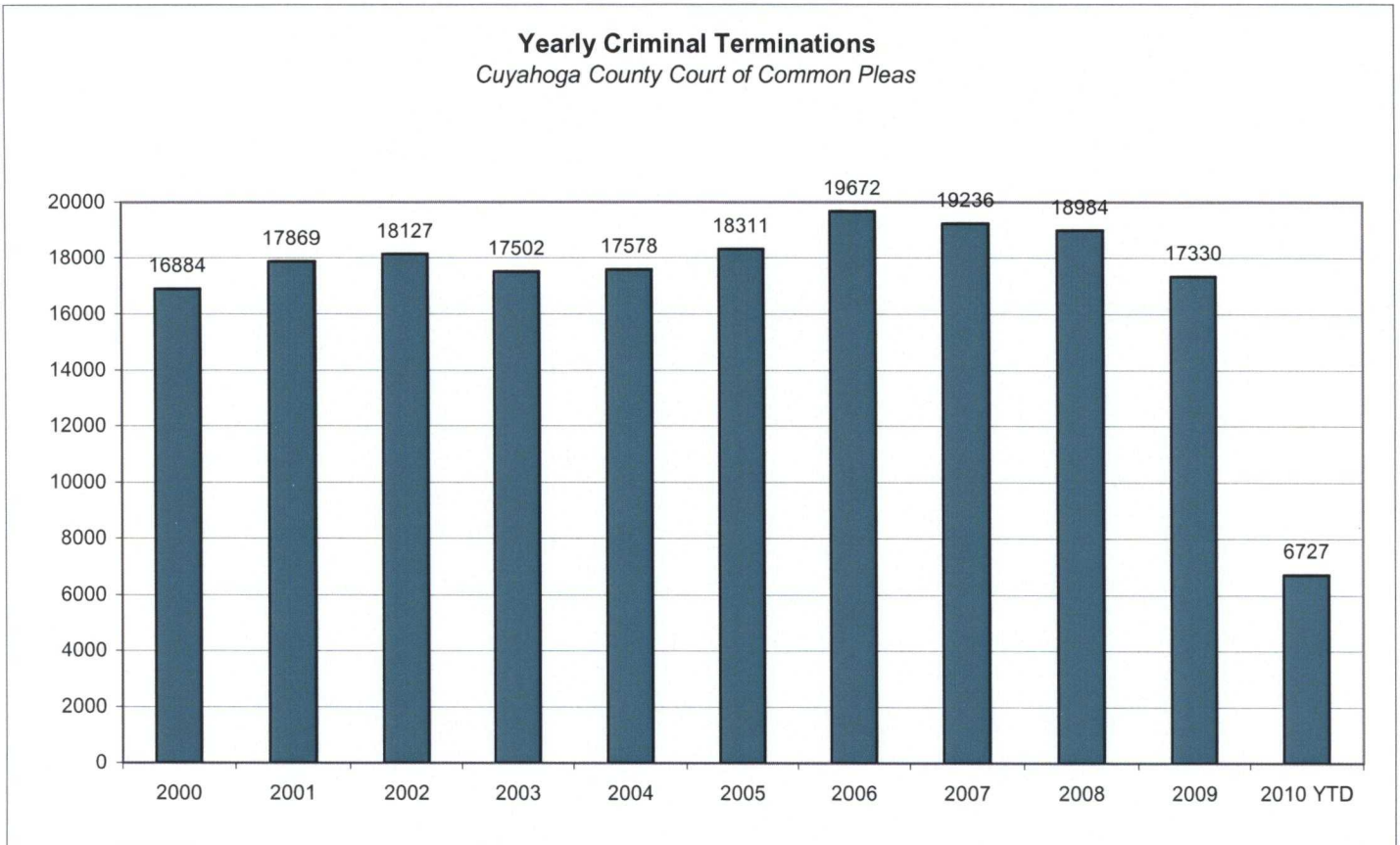
The following chart is a representation of all newly filed cases in Cuyahoga County Court of Common Pleas from 2000 – May 2010. Newly filed cases are defined as having been arraigned and assigned to a Judge. Cases that are re-activated are cases where a defendant was unavailable for trial but has now become ready to proceed. Transferred cases are moved from one Judge's docket to another. This could be due to re-assignment to a mental health Judge or after additional information indicates that by Court rule, the case should have been assigned to another Judge



# CUYAHOGA COUNTY COMMON PLEAS COURT

## Yearly Criminal Terminations

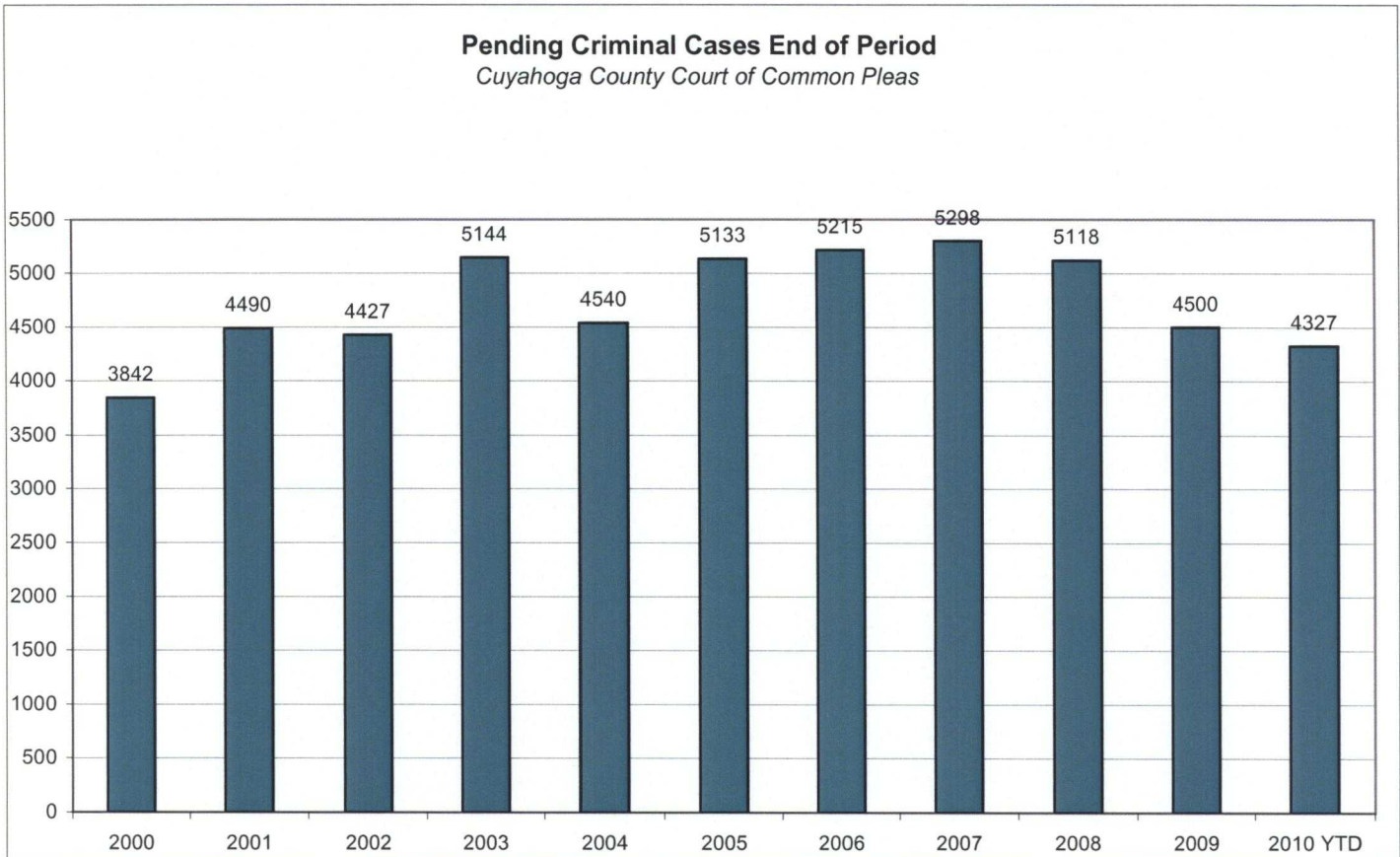
The following chart represents the cases that have been terminated by the Court from 2000 – May 2010. These are all cases that have been terminated by trial, plea or dismissal. Also cases where a defendant has become unavailable for trial or sentencing are reported as terminated



# CUYAHOGA COUNTY COMMON PLEAS COURT

## Pending Criminal Cases End of Period

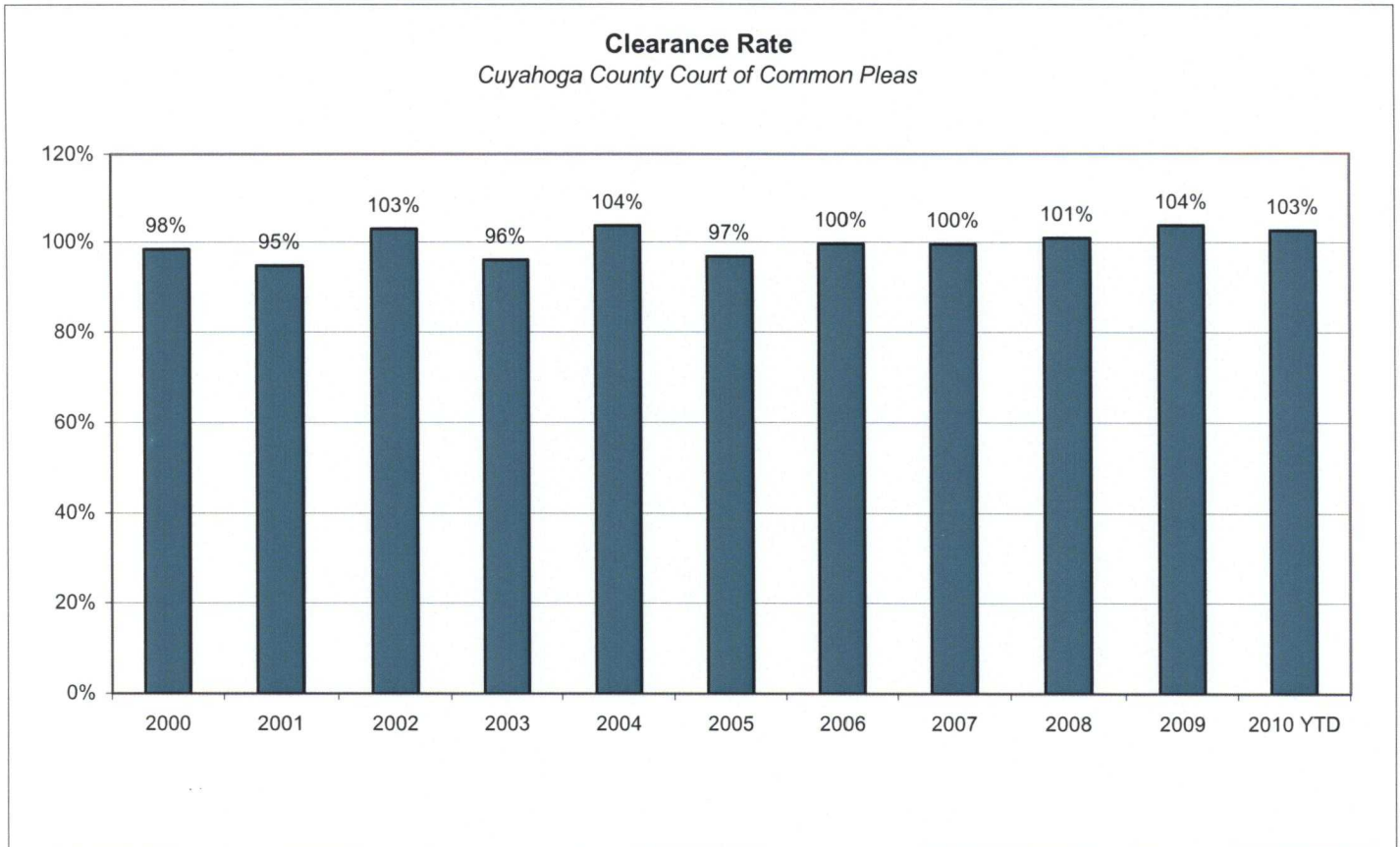
The following chart represents the total number of cases pending at the end of the reporting period from 2000 – May 2010. Taking the total number of cases pending at the beginning of the period, adding all newly filed, re-activated and transferred in cases arrives at the total pending value. The total number of cases that have been terminated in the period are then subtracted from the total pending to give the value pending at the end of the period.



# CUYAHOGA COUNTY COMMON PLEAS COURT

## Clearance Rate

The Clearance Rate is the number of outgoing cases as a percentage of the number of incoming cases. Clearance rate measures whether the court is keeping up with its incoming caseload. If cases are not disposed in a timely manner, a backlog of cases awaiting disposition will grow. A Clearance Rate of 100% indicates that at least as many cases as have been filed, reopened, or reactivated in a period have been disposed.



# CUYAHOGA COUNTY COMMON PLEAS COURT

## Arrest to Disposition Timeline

Arrest to disposition timeline is a method to measure how felony cases flow through the Cuyahoga County Criminal Justice System. By capturing how long a case takes to move from stage to stage, we can examine where problems may exist and where potential improvements in case processing can be made.

The source data was extracted from the Cuyahoga County Court of Common Pleas Case Management System. The overall population of sample data was based on cases terminated in a given month excluding cases that have gone through diversion programs. A case is defined as a defendant and all charges involved in a single incident. The time period for the extracted data is from May 2010.

The stages examined were:

Arrest to Indictment  
Indictment to Arraignment  
Arraignment to 1<sup>st</sup> Pre-Trial  
1<sup>st</sup> Pre-Trial to Plea/Trial  
Plea/Trial to Termination

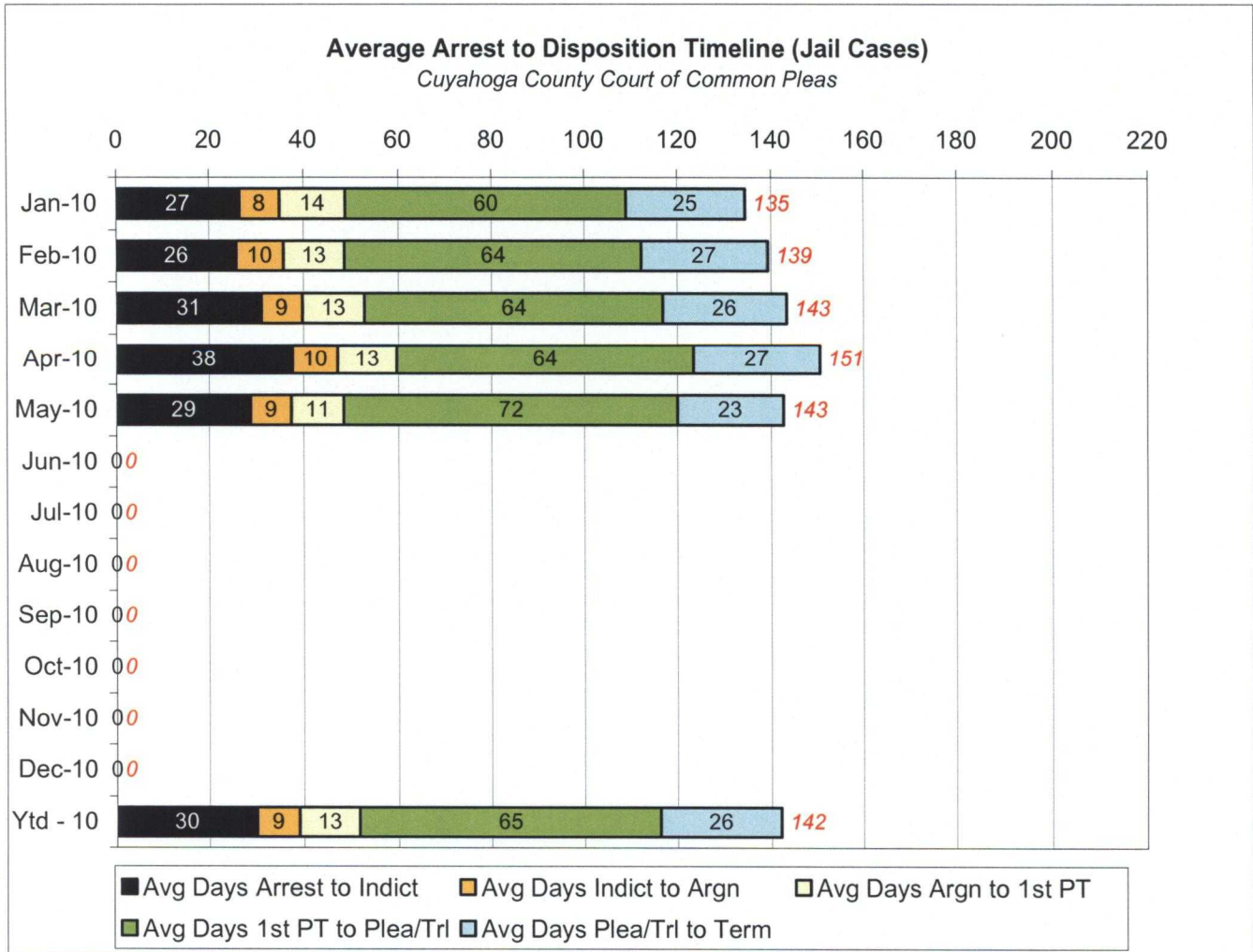
Due to the fact that each case may or may not have all of the stage date elements, a method to arrive at stage averages was applied. For a case to be included in the average for a stage there would need to be both dates for the given stage. A case would be included in the Arrest to Indictment stage if both arrest date and indictment date were available. This method was applied to each of the five stages. Next we calculated the total number of cases that met the date criteria for each of the ranges and also the total number of days between each date. To arrive at an average, the total number of days for each case in each range was calculated and divided by the total number of cases that met the date criteria. If a case had a time period or periods where the defendant was capiased or referred to the Psych Clinic, that amount of time was subtracted from the appropriate range. For re-indicted cases, the original arrest date is used.

The following three charts are for Jail, Non-Jail and combined Jail and Non-Jail cases. Jail and Non-Jail cases are defined by the status of the defendant at arraignment.



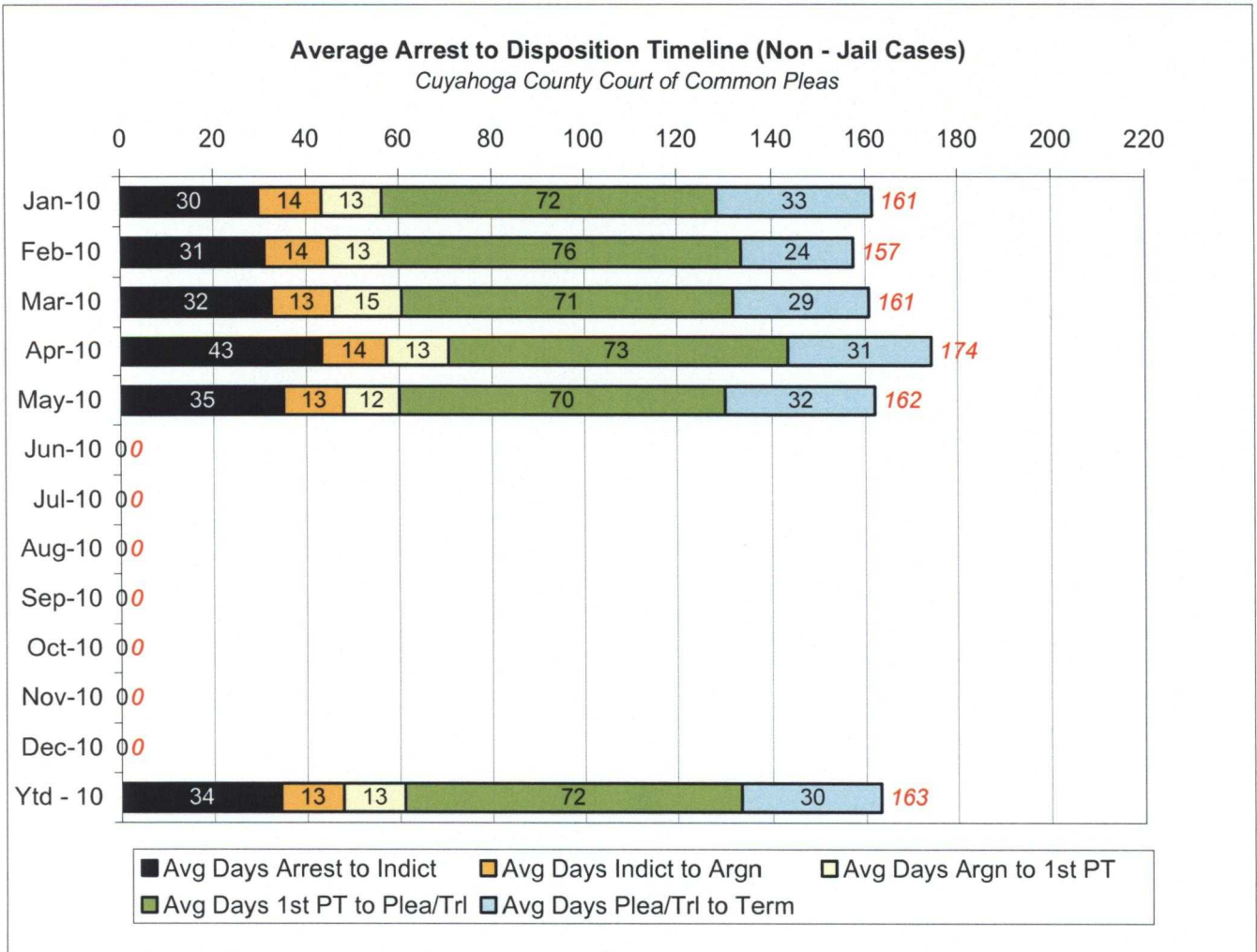
# CUYAHOGA COUNTY COMMON PLEAS COURT

## Average Arrest to Disposition Timeline (Jail Cases)



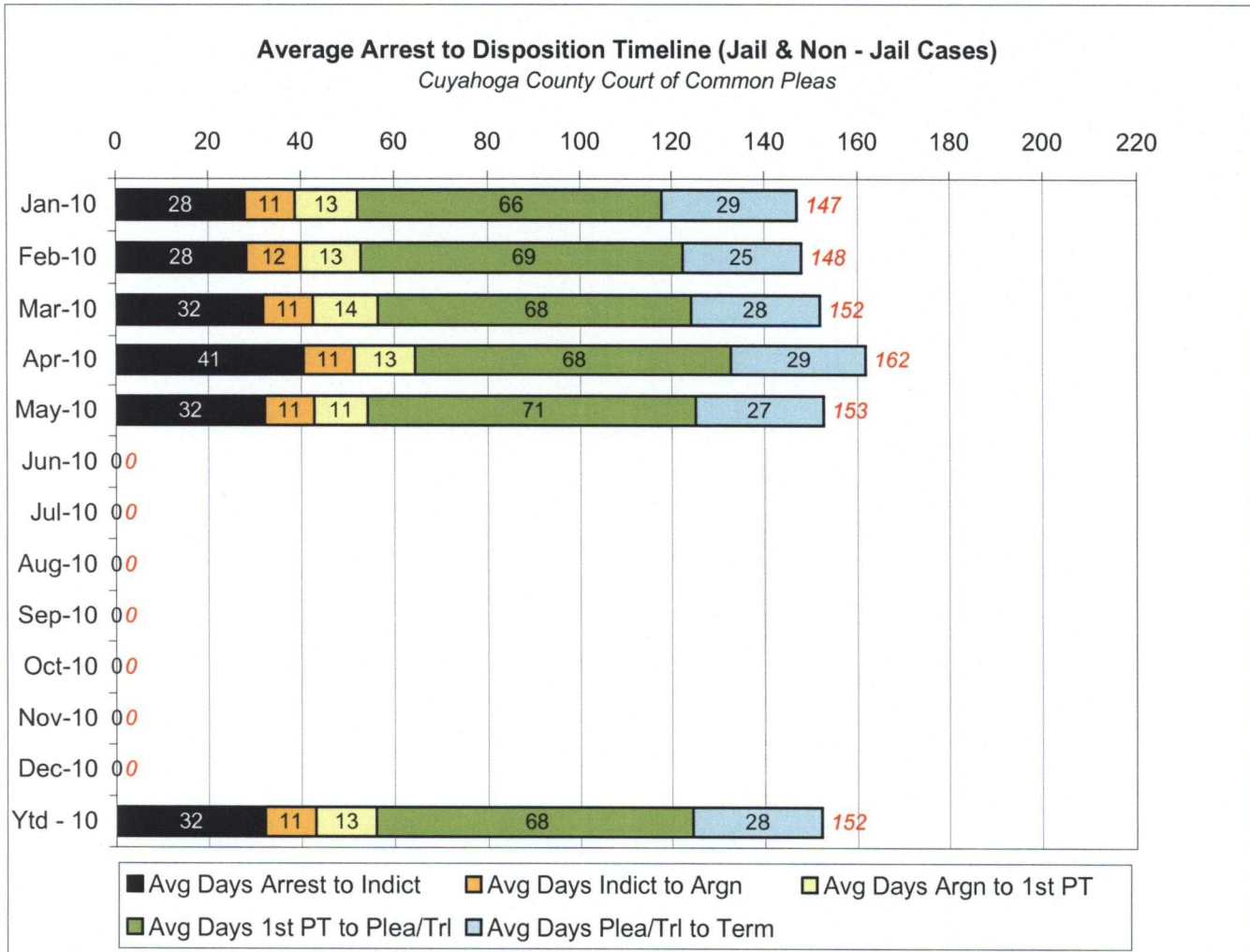
# CUYAHOGA COUNTY COMMON PLEAS COURT

## Average Arrest to Disposition Timeline (Non-Jail Cases)



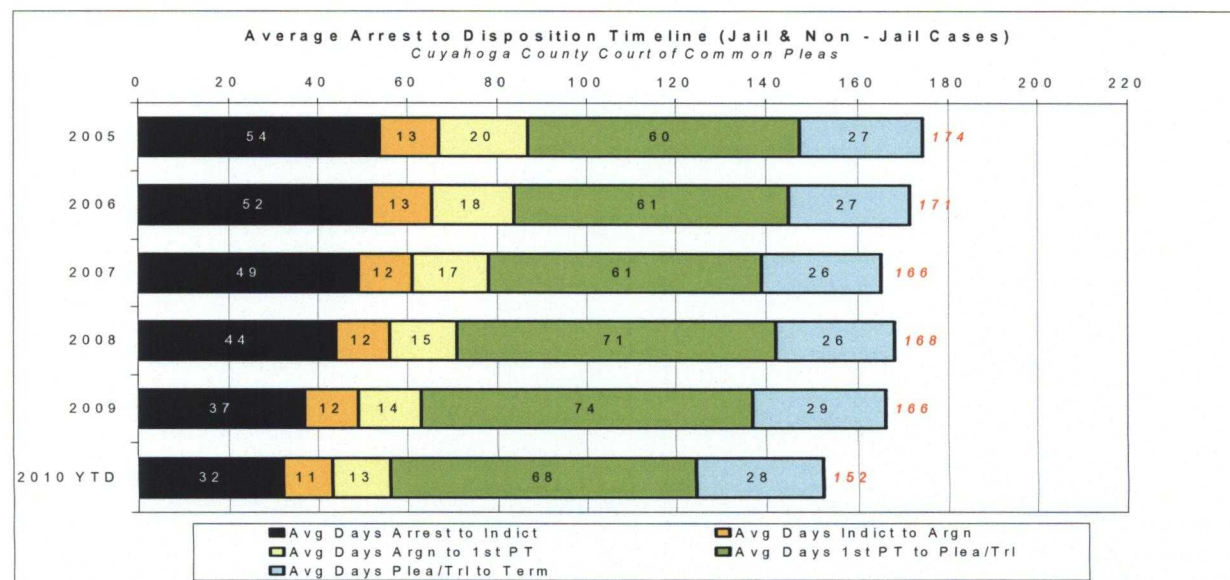
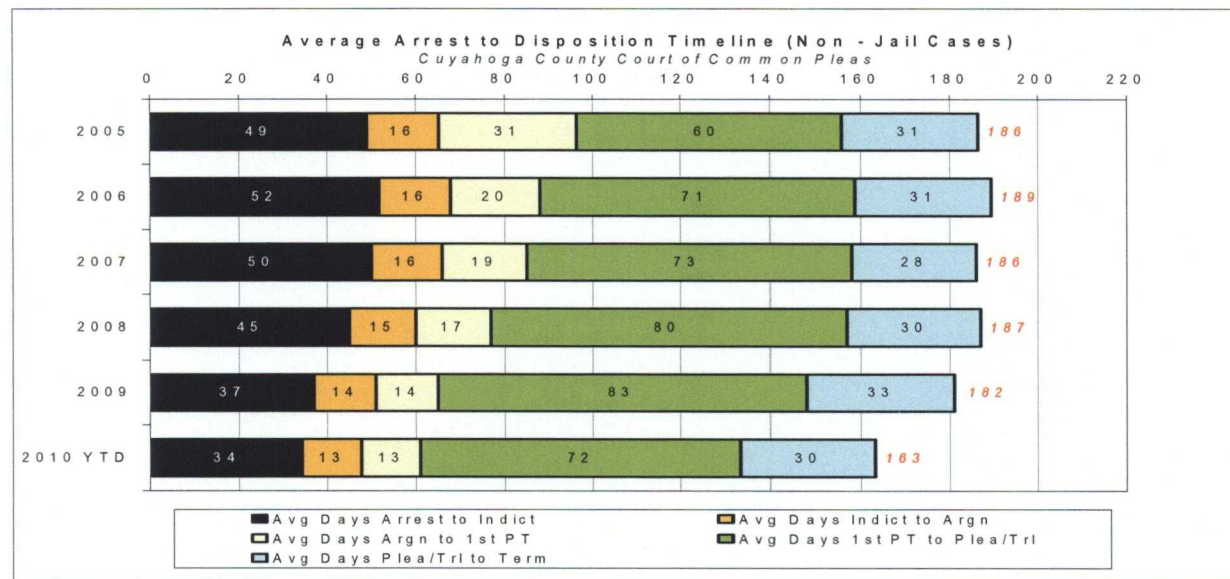
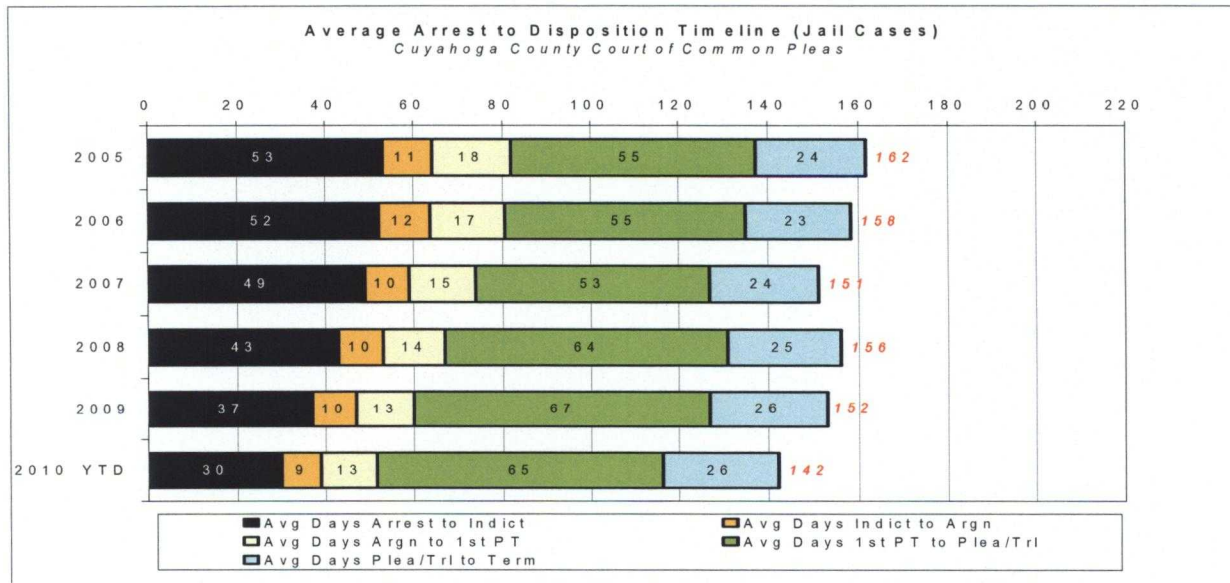
# CUYAHOGA COUNTY COMMON PLEAS COURT

## Average Arrest to Disposition Timeline (Jail and Non-Jail Cases)



# CUYAHOGA COUNTY COMMON PLEAS COURT

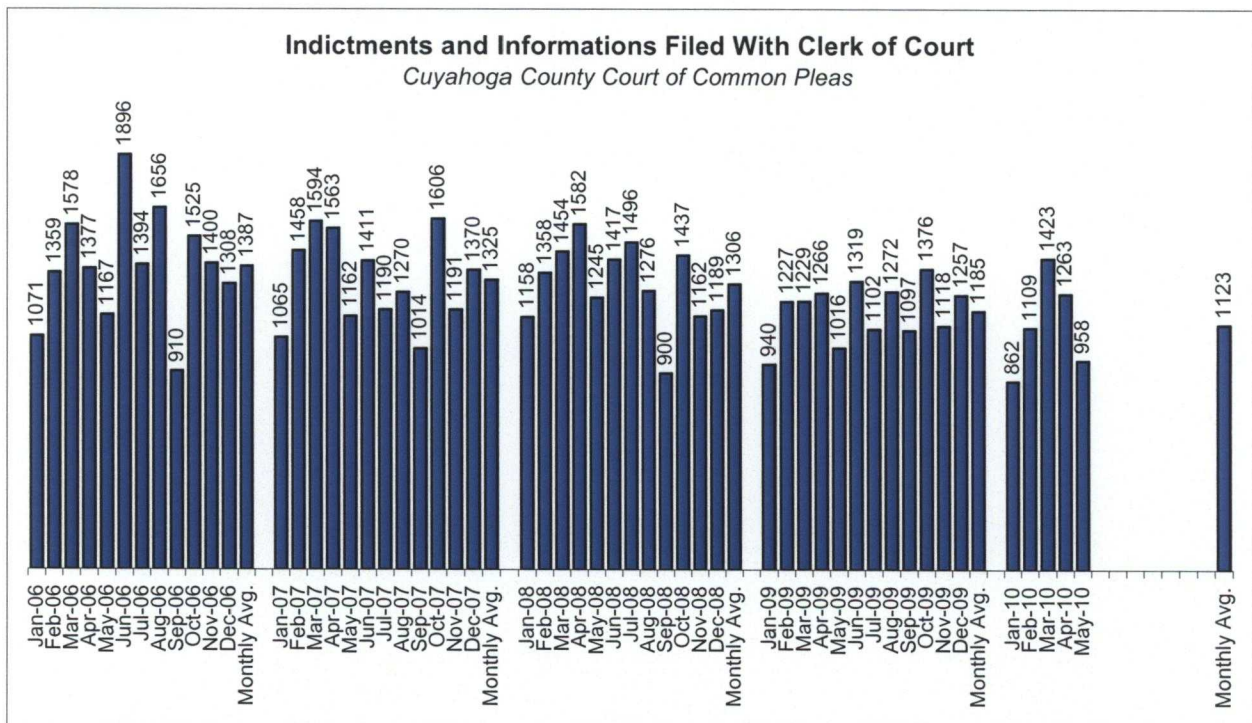
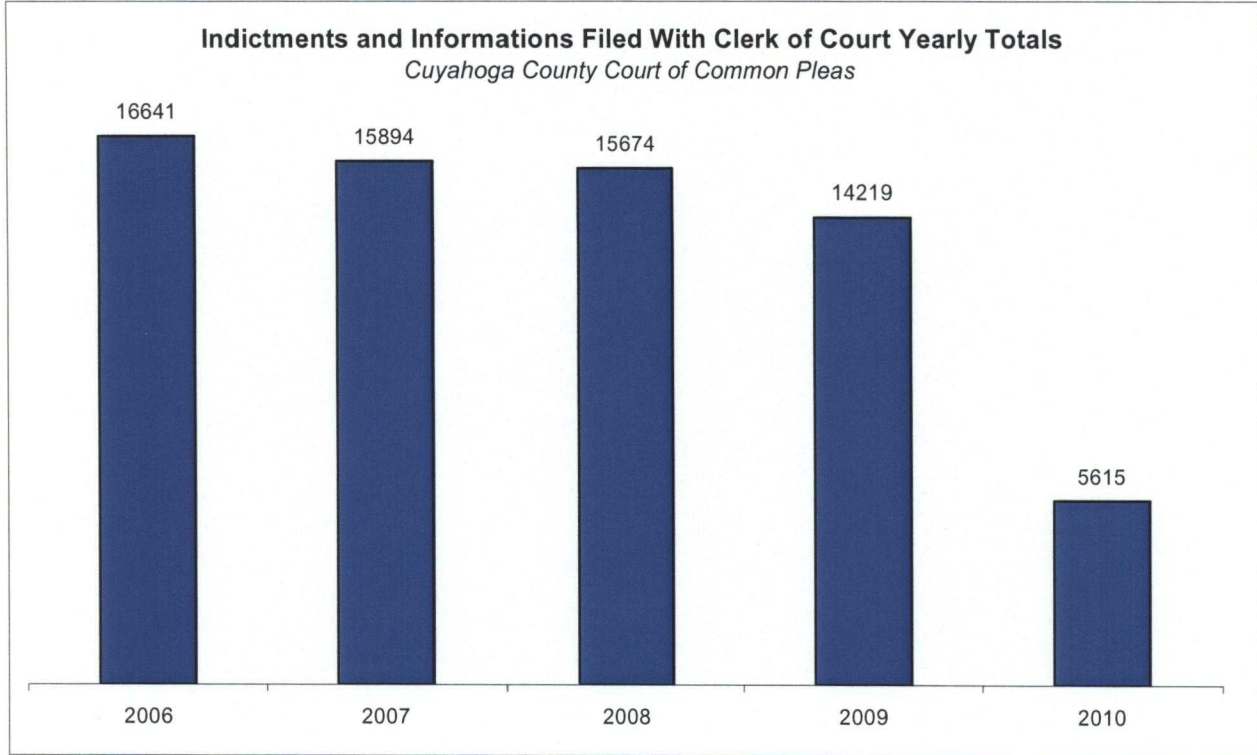
## Yearly Average Arrest to Disposition Timeline



# CUYAHOGA COUNTY COMMON PLEAS COURT

## Indictments and Informations Filed With the Clerk of Courts

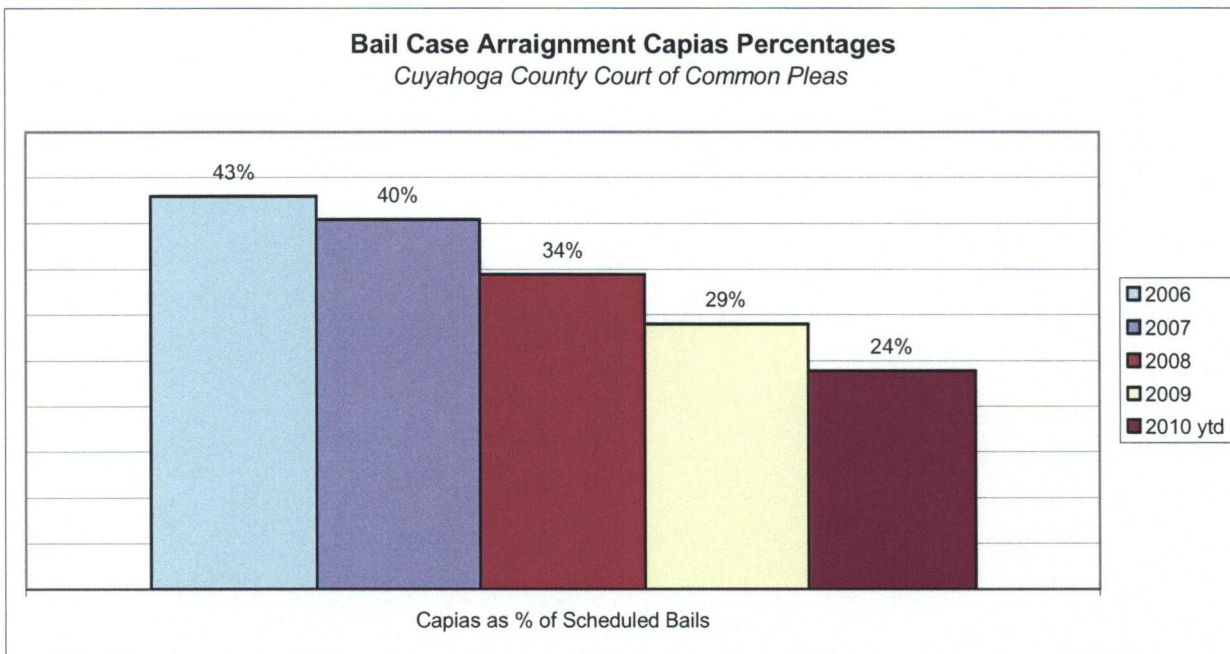
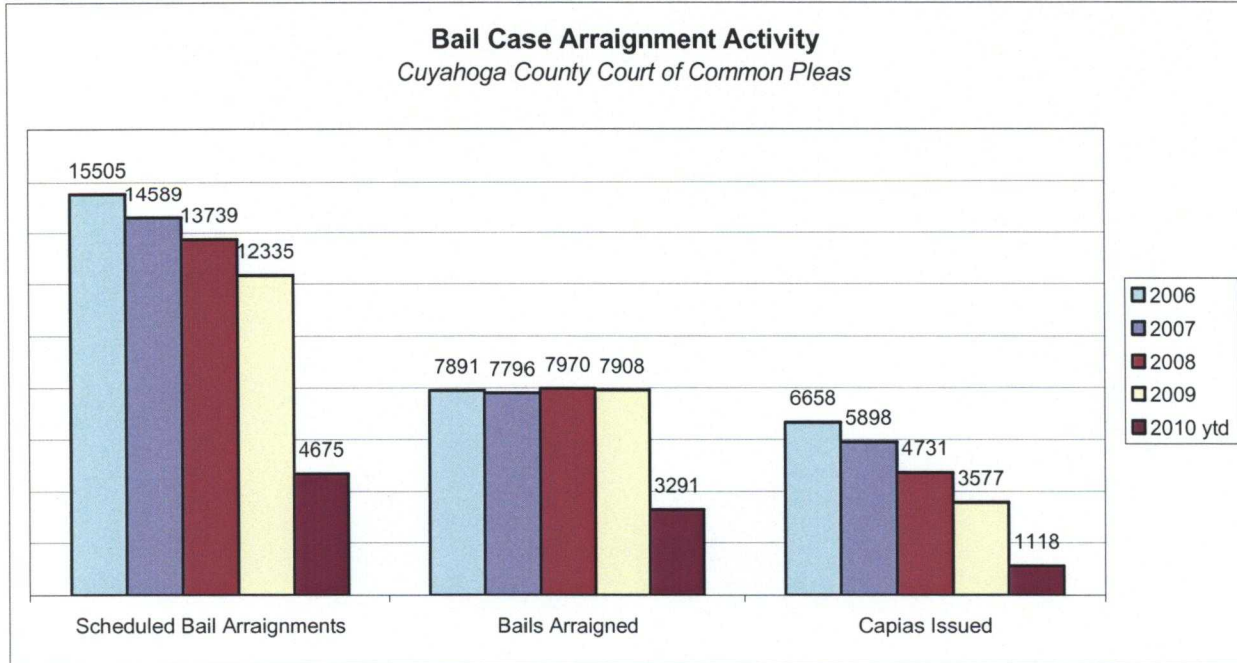
The following charts are reflective of Indictments and Informations filed with the Criminal Clerk of Courts from 2006. The source for this information was the Criminal Clerk's Office.



# CUYAHOGA COUNTY COMMON PLEAS COURT

## Bail Case Arraignment Activity

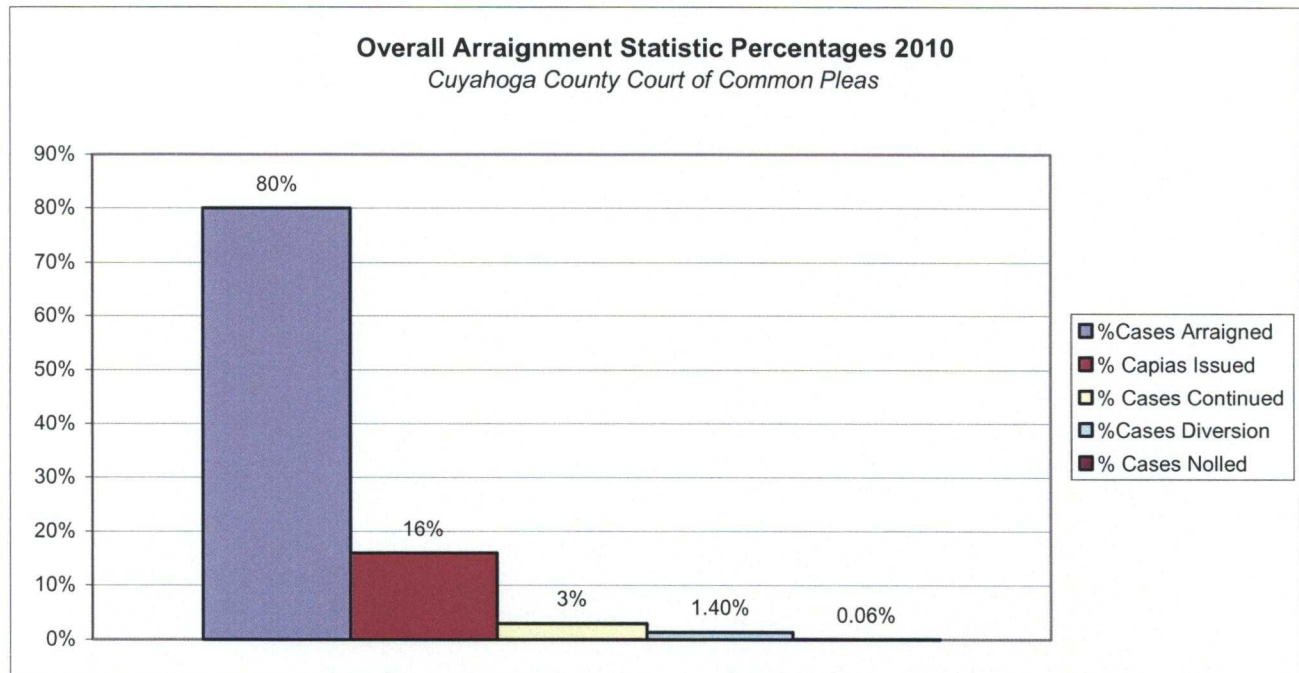
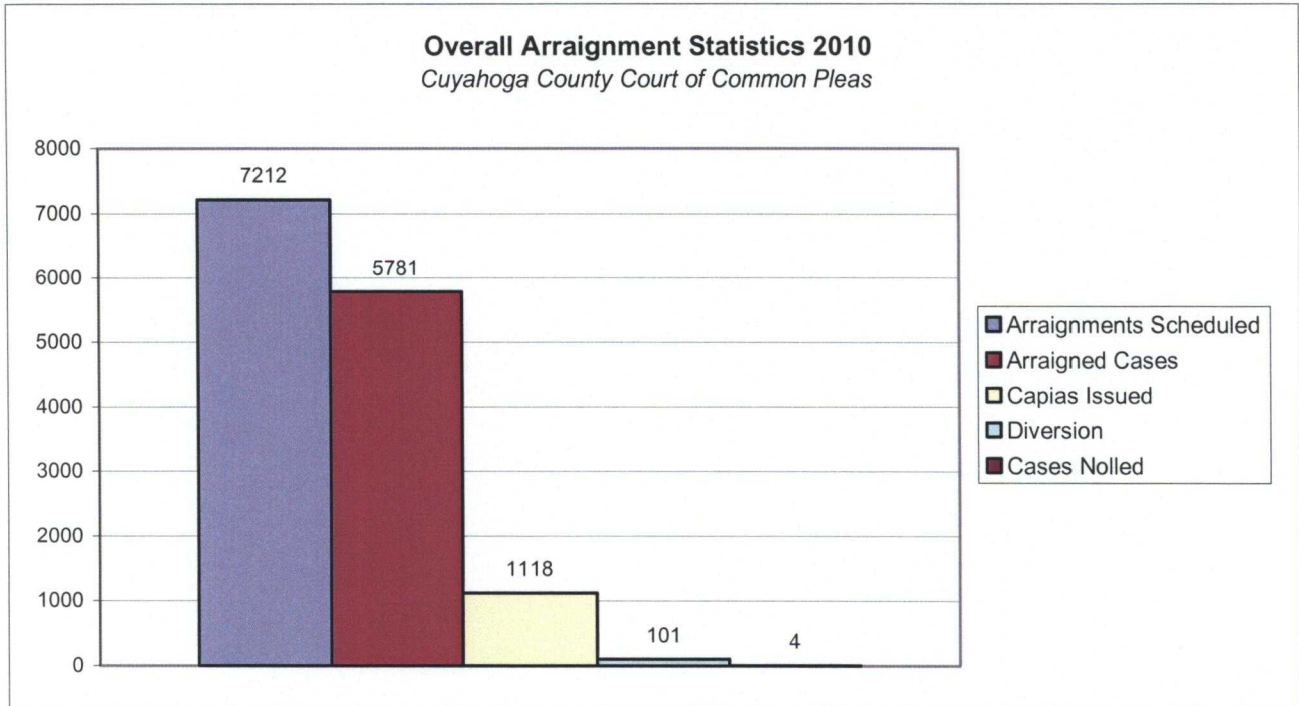
The following charts are reflective of arraignment activity where the defendant was not incarcerated at the time of arraignment. The source for this information was the Criminal Records Department.



# CUYAHOGA COUNTY COMMON PLEAS COURT

## Overall Arraignment Statistics

The arraignment statistics were provided by the Criminal Records Department. They are provided to give a representation of arraignment activity in the Court in 2010. These statistics include jail and non – jail arraignments.



# *Judicial Foreclosure Statistics<sup>1</sup>*

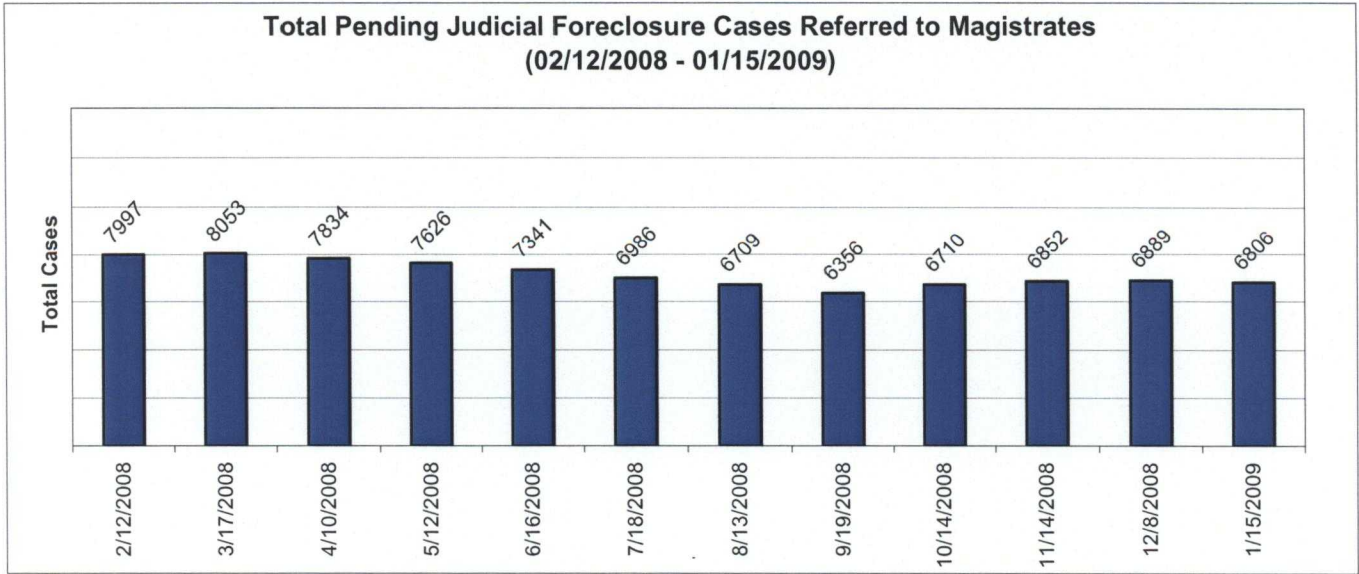
<sup>1</sup> For clarification purposes, Foreclosure cases in this report are identified as Judicial Foreclosure filings (filing codes 1460 (Foreclosure Marsh. Of Lien), 1465(Tax Lien), 1466 (Tax Certificate), 1470 (Quiet Title), and 1480 (Partition)). These cases are different from Board of Revision Foreclosures, which are not reported here.



# CUYAHOGA COUNTY COMMON PLEAS COURT

## Total Pending Judicial Foreclosure Cases Referred to Magistrates (A)

The following chart is a display of the total number of pending Judicial Foreclosure cases referred to the Magistrates on specific dates. The table below shows the number of these cases pending for each year since 1990.

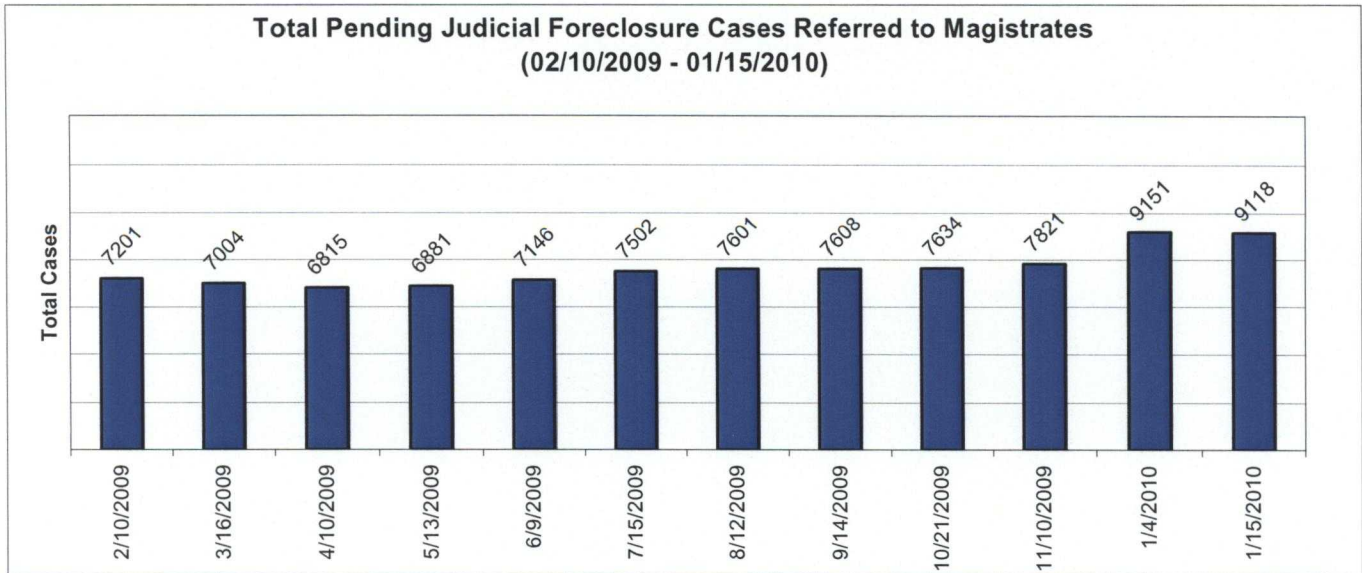


As of:	2/12/2008	3/17/2008	4/10/2008	5/12/2008	6/16/2008	7/18/2008	8/13/2008	9/19/2008	10/14/2008	11/14/2008	12/8/2008	1/15/2009
	0	0	0	0	0	0	0	0	0	0	0	0
	0	0	0	0	0	0	0	0	0	0	0	0
	0	0	0	0	0	0	0	0	0	0	0	0
	0	0	0	0	0	0	0	0	0	0	0	0
	0	0	0	0	0	0	0	0	0	0	0	0
	0	0	0	0	0	0	0	0	0	0	0	0
	0	0	0	0	0	0	0	0	0	0	0	0
	0	0	0	0	0	0	0	0	0	0	0	0
	0	0	0	0	0	0	0	0	0	0	0	0
	0	0	0	0	0	0	0	0	0	0	0	0
	0	0	0	0	0	0	0	0	0	0	0	0
	2	2	2	0	0	0	0	0	0	2	2	2
	8	7	6	4	4	4	5	4	5	3	3	2
	34	22	21	20	18	15	14	9	9	8	6	3
	56	48	40	35	22	19	16	15	12	8	9	10
	111	90	80	74	58	53	47	35	29	24	20	22
	225	160	136	116	89	76	72	52	49	39	36	25
	607	513	431	363	299	254	224	192	180	158	136	113
	5504	4468	3533	2685	1975	1479	1183	903	830	667	565	443
	1450	2743	3585	4329	4876	5086	5148	5146	5596	5943	6112	6186
	<b>7997</b>	<b>8053</b>	<b>7834</b>	<b>7626</b>	<b>7341</b>	<b>6986</b>	<b>6709</b>	<b>6356</b>	<b>6710</b>	<b>6852</b>	<b>6889</b>	<b>6806</b>

# CUYAHOGA COUNTY COMMON PLEAS COURT

## Total Pending Judicial Foreclosure Cases Referred to Magistrates (B)

The following chart is a display of the total number of pending Judicial Foreclosure cases referred to the Magistrates on specific dates. The table below shows the number of these cases pending from each year since 1990.

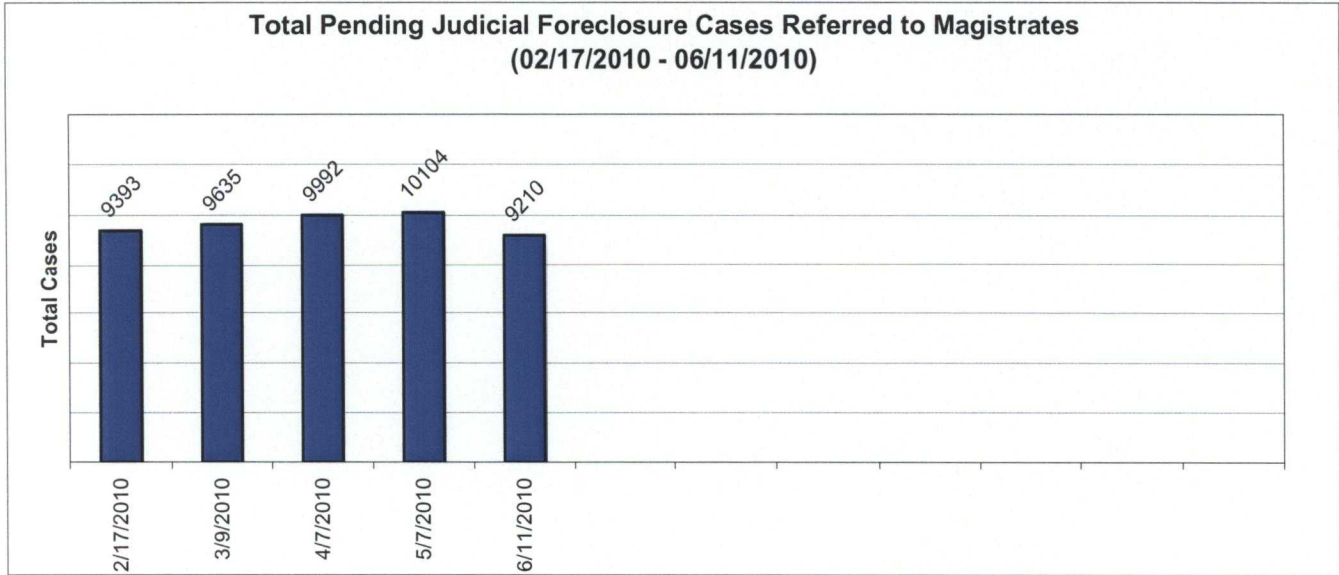


Year	As of:	2/10/2009	3/16/2009	4/10/2009	5/13/2009	6/9/2009	7/15/2009	8/12/2009	9/14/2009	10/21/2009	11/10/2009	1/4/2010	1/15/2010
1990		0	0	0	0	0	0	0	0	0	0	0	0
1991		0	0	0	0	0	0	0	0	0	0	0	0
1992		0	0	0	0	0	0	0	0	0	0	0	0
1993		0	0	0	0	0	0	0	0	0	0	0	0
1994		0	0	0	0	0	0	0	0	0	0	0	0
1995		0	0	0	0	0	0	0	0	0	0	0	0
1996		0	0	0	0	0	0	0	0	0	0	0	0
1997		0	0	0	0	0	0	0	0	0	0	0	0
1998		0	0	0	1	0	0	0	0	0	0	0	0
1999		0	0	0	0	0	0	0	0	0	0	0	0
2000		2	2	2	2	2	2	3	2	2	3	2	2
2001		2	1	1	1	1	1	1	1	1	1	1	1
2002		3	2	3	3	3	3	1	1	1	1	1	1
2003		10	12	14	11	11	11	11	9	8	8	8	7
2004		20	16	15	16	16	16	15	15	15	14	13	13
2005		22	19	20	19	18	16	16	16	16	12	13	13
2006		106	90	84	65	62	56	49	42	30	27	25	25
2007		399	314	263	231	203	165	145	129	107	98	88	80
2008		5533	4356	3585	2980	2510	2030	1719	1439	1162	1009	776	720
2009		1104	2192	2828	3552	4320	5202	5641	5954	6292	6648	8224	7933
2010													323
<b>Total</b>		<b>7201</b>	<b>7004</b>	<b>6815</b>	<b>6881</b>	<b>7146</b>	<b>7502</b>	<b>7601</b>	<b>7608</b>	<b>7634</b>	<b>7821</b>	<b>9151</b>	<b>9118</b>

# CUYAHOGA COUNTY COMMON PLEAS COURT

## Total Pending Judicial Foreclosure Cases Referred to Magistrates (C)

The following chart is a display of the total number of pending Judicial Foreclosure cases referred to the Magistrates on specific dates. The table below shows the number of these cases pending from each year since 1990.

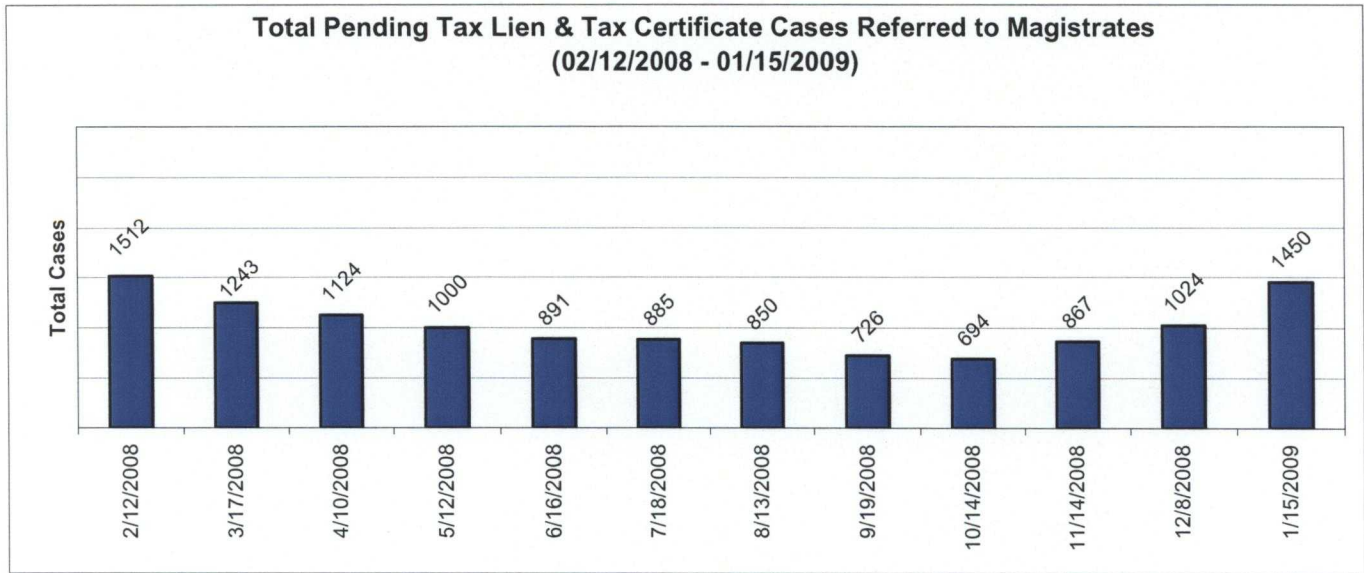


Year	As of:	2/17/2010	3/9/2010	4/7/2010	5/7/2010	6/11/2010								
1990		0	0	0	0	0								
1991		0	0	0	0	0								
1992		0	0	0	0	0								
1993		0	0	0	0	0								
1994		0	0	0	0	0								
1995		0	0	0	0	0								
1996		0	0	0	0	0								
1997		0	0	0	0	0								
1998		0	0	0	0	0								
1999		0	0	0	0	0								
2000		3	3	3	2	2								
2001		1	1	1	0	0								
2002		1	0	1	1	1								
2003		6	7	7	8	8								
2004		11	12	11	13	11								
2005		12	13	15	11	9								
2006		23	22	16	15	13								
2007		69	65	63	64	61								
2008		585	511	442	356	308								
2009		7064	6478	5811	5137	4070								
2010		1618	2523	3622	4497	4727								
<b>Total</b>		<b>9393</b>	<b>9635</b>	<b>9992</b>	<b>10104</b>	<b>9210</b>								

# CUYAHOGA COUNTY COMMON PLEAS COURT

## Total Pending Tax Lien & Certificate Cases Referred to Magistrates (A)

The following chart is a display of the number of pending tax Judicial Foreclosure cases referred to the Magistrates on specific dates. The table below shows the number of pending tax Judicial Foreclosure cases in each year since 1990.

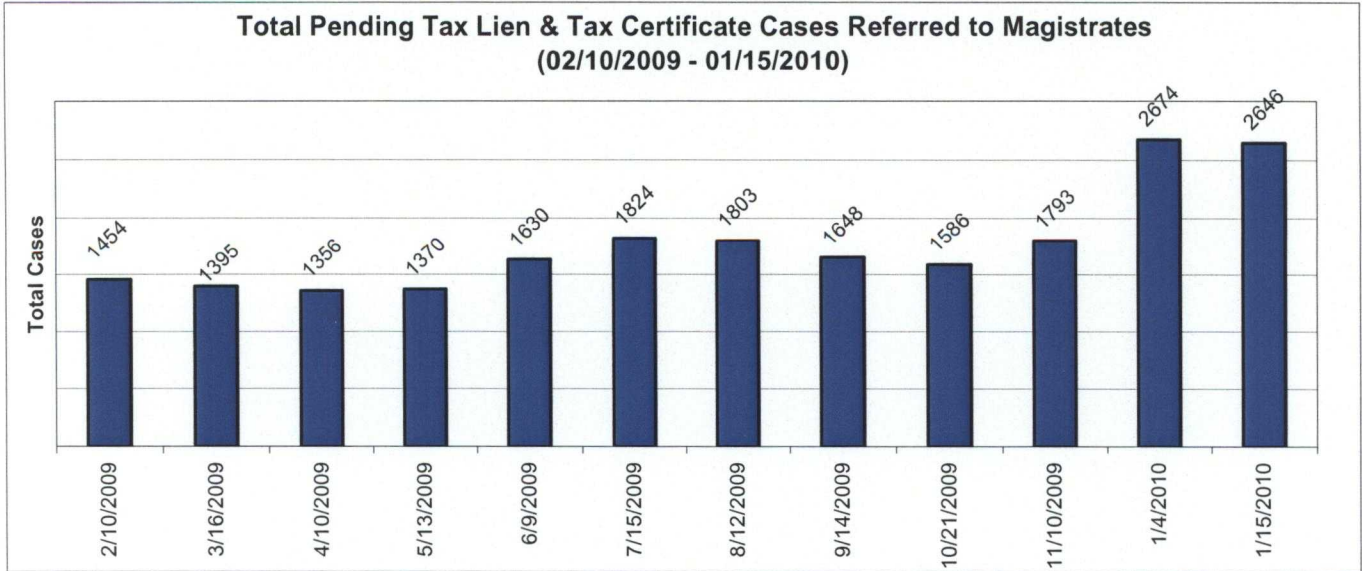


	As of:	2/12/2008	3/17/2008	4/10/2008	5/12/2008	6/16/2008	7/18/2008	8/13/2008	9/19/2008	10/14/2008	11/14/2008	12/8/2008	1/15/2009
<b>Year</b>													
1990		0	0	0	0	0	0	0	0	0	0	0	0
1991		0	0	0	0	0	0	0	0	0	0	0	0
1992		0	0	0	0	0	0	0	0	0	0	0	0
1993		0	0	0	0	0	0	0	0	0	0	0	0
1994		0	0	0	0	0	0	0	0	0	0	0	0
1995		0	0	0	0	0	0	0	0	0	0	0	0
1996		0	0	0	0	0	0	0	0	0	0	0	0
1997		0	0	0	0	0	0	0	0	0	0	0	0
1998		0	0	0	0	0	0	0	0	0	0	0	0
1999		0	0	0	0	0	0	0	0	0	0	0	0
2000		0	0	0	0	0	0	0	0	0	1	1	1
2001		5	4	4	4	4	4	4	3	4	3	3	2
2002		23	12	11	10	9	7	6	4	3	2	5	0
2003		26	17	14	13	8	5	3	1	0	0	0	1
2004		69	51	44	39	26	24	21	14	9	8	5	5
2005		159	104	87	73	52	42	35	22	17	10	10	9
2006		344	274	219	175	136	118	95	70	60	52	50	39
2007		791	654	532	424	350	304	262	211	193	150	131	88
2008		95	127	213	262	306	381	424	401	408	641	819	1305
<b>Total</b>		<b>1512</b>	<b>1243</b>	<b>1124</b>	<b>1000</b>	<b>891</b>	<b>885</b>	<b>850</b>	<b>726</b>	<b>694</b>	<b>867</b>	<b>1024</b>	<b>1450</b>

# CUYAHOGA COUNTY COMMON PLEAS COURT

## Total Pending Tax Lien & Certificate Cases Referred to Magistrates (B)

The following chart is a display of the number of pending tax Judicial Foreclosure cases referred to the Magistrates on specific dates. The table below shows the number of pending tax Judicial Foreclosure cases in each year since 1990.

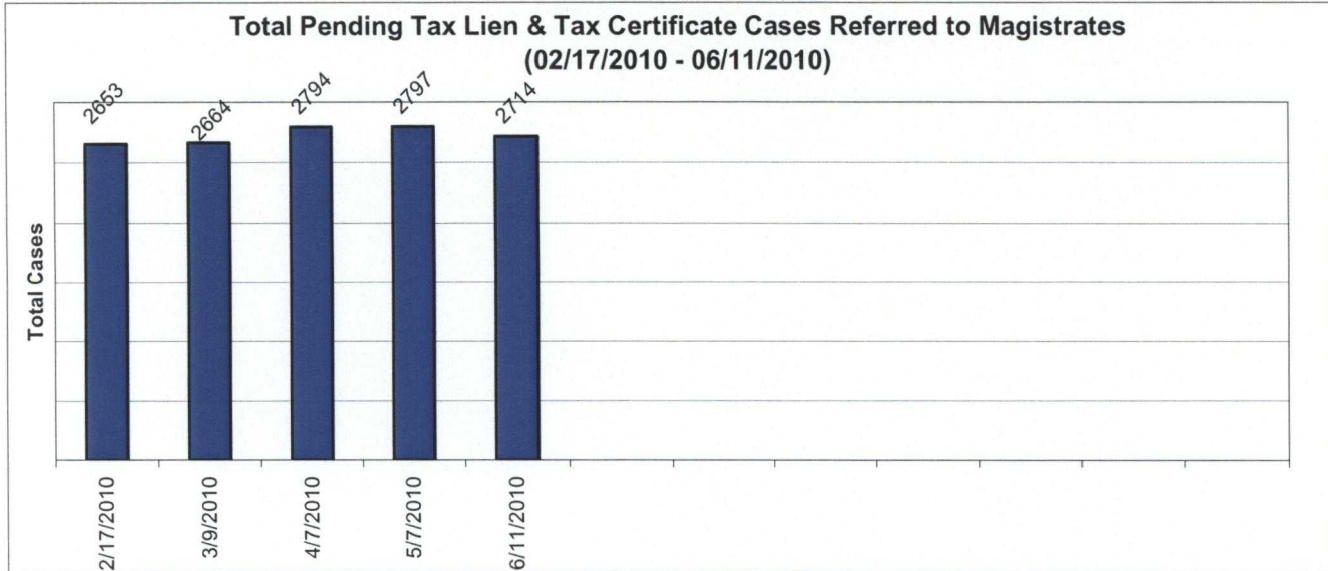


Year	As of:	2/10/2009	3/16/2009	4/10/2009	5/13/2009	6/9/2009	7/15/2009	8/12/2009	9/14/2009	10/21/2009	11/10/2009	1/4/2010	1/15/2010
1990		0	0	0	0	0	0	0	0	0	0	0	0
1991		0	0	0	0	0	0	0	0	0	0	0	0
1992		0	0	0	0	0	0	0	0	0	0	0	0
1993		0	0	0	0	0	0	0	0	0	0	0	0
1994		0	0	0	0	0	0	0	0	0	0	0	0
1995		0	0	0	0	0	0	0	0	0	0	0	0
1996		0	0	0	0	0	0	0	0	0	0	0	0
1997		0	0	0	0	0	0	0	0	0	0	0	0
1998		0	0	0	0	0	0	0	0	0	0	0	0
1999		0	0	0	0	0	0	0	0	0	0	0	0
2000		1	1	1	1	1	1	1	1	1	1	1	1
2001		2	1	1	1	1	1	1	1	1	1	1	1
2002		0	0	0	0	0	0	0	0	0	0	0	0
2003		1	2	2	1	1	1	1	1	1	1	1	1
2004		4	3	3	3	3	3	4	4	4	4	4	4
2005		8	4	3	3	3	3	3	2	2	2	2	2
2006		35	29	24	19	19	18	14	12	9	6	5	4
2007		77	60	45	39	36	30	24	23	16	14	13	13
2008		1244	1118	1027	922	839	697	586	464	369	318	251	228
2009		82	177	250	381	727	1070	1169	1140	1183	1446	2396	2369
2010													23
<b>Total</b>		<b>1454</b>	<b>1395</b>	<b>1356</b>	<b>1370</b>	<b>1630</b>	<b>1824</b>	<b>1803</b>	<b>1648</b>	<b>1586</b>	<b>1793</b>	<b>2674</b>	<b>2646</b>

# CUYAHOGA COUNTY COMMON PLEAS COURT

## Total Pending Tax Lien & Certificate Cases Referred to Magistrates (C)

The following chart is a display of the number of pending tax Judicial Foreclosure cases referred to the Magistrates on specific dates. The table below shows the number of pending tax Judicial Foreclosure cases in each year since 1990.




	As of:	2/17/2010	3/9/2010	4/7/2010	5/7/2010	6/11/2010								
Year														
1990		0	0	0	0	0								
1991		0	0	0	0	0								
1992		0	0	0	0	0								
1993		0	0	0	0	0								
1994		0	0	0	0	0								
1995		0	0	0	0	0								
1996		0	0	0	0	0								
1997		0	0	0	0	0								
1998		0	0	0	0	0								
1999		0	0	0	0	0								
2000		1	1	1	1	1								
2001		1	1	1	0	0								
2002		0	0	0	1	0								
2003		1	1	1	1	1								
2004		4	3	3	3	3								
2005		2	2	2	2	1								
2006		3	3	3	4	2								
2007		12	10	10	11	10								
2008		186	156	133	107	91								
2009		2267	2145	2054	1924	1750								
2010		176	342	586	743	855								
<b>Total</b>		<b>2653</b>	<b>2664</b>	<b>2794</b>	<b>2797</b>	<b>2714</b>								

# CUYAHOGA COUNTY COMMON PLEAS COURT

## Percentage of Pending Judicial Foreclosure Cases By Filing Year

The following chart is a representation of the total number of pending Judicial Foreclosure cases by filing year expressed as a percentage on a specific date. The table below is the supporting data for this chart.

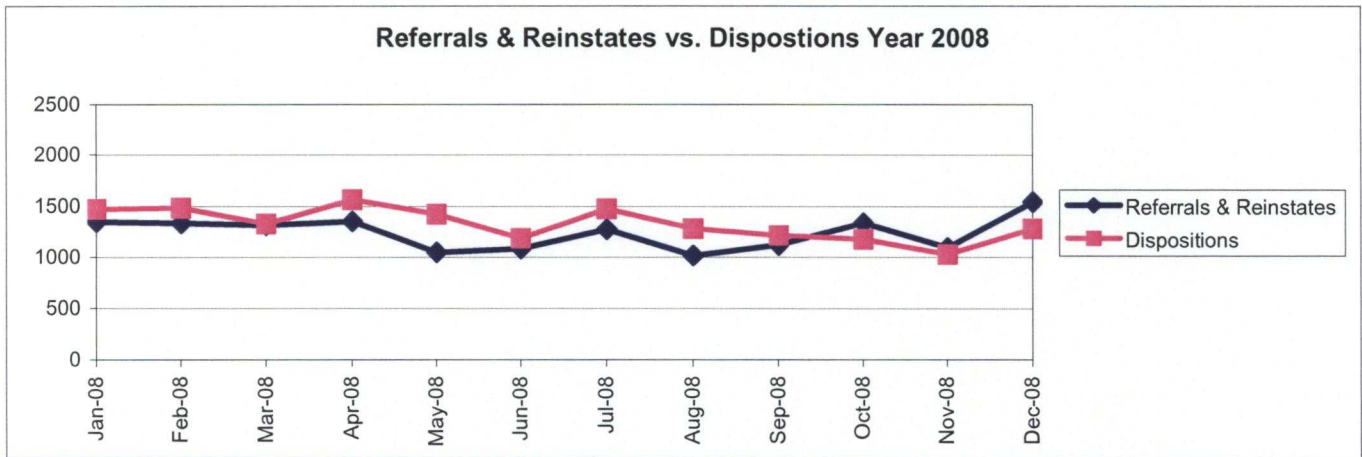
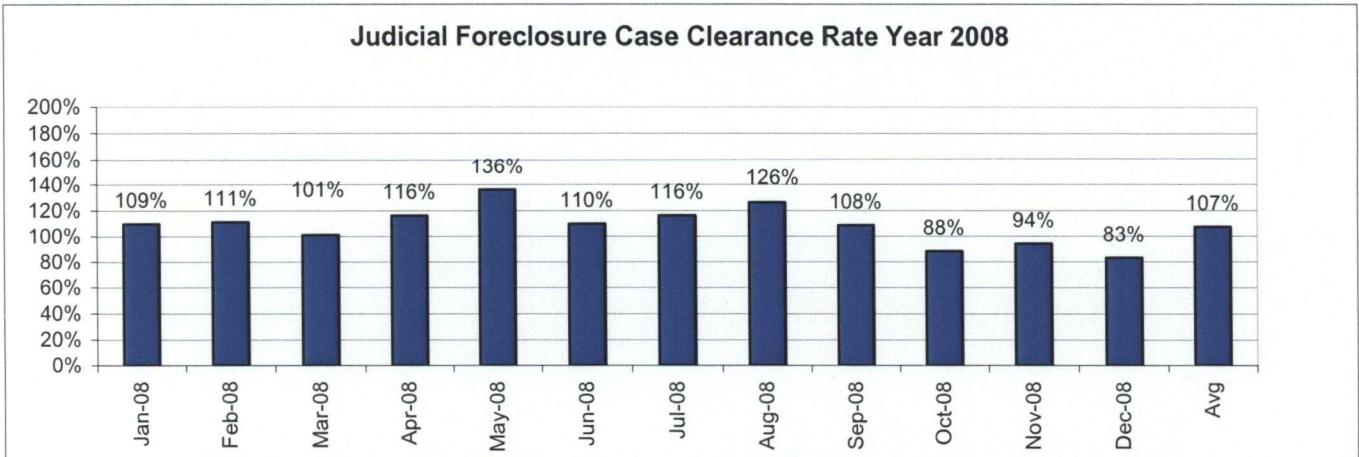


Year	As of:	6/11/2010	% of Total
1990		0	0.00%
1991		0	0.00%
1992		0	0.00%
1993		0	0.00%
1994		0	0.00%
1995		0	0.00%
1996		0	0.00%
1997		0	0.00%
1998		0	0.00%
1999		0	0.00%
2000		2	0.02%
2001		0	0.00%
2002		1	0.01%
2003		8	0.09%
2004		11	0.12%
2005		9	0.10%
2006		13	0.14%
2007		61	0.66%
2008		308	3.34%
2009		4070	44.19%
2010		4727	51.32%
<b>Total</b>		<b>9210</b>	<b>100.00%</b>

# CUYAHOGA COUNTY COMMON PLEAS COURT

## Judicial Foreclosure Clearance Rate Year 2008

The Clearance Rate is the number of outgoing cases as a percentage of the number of incoming cases. Clearance rate measures whether the court is keeping up with its incoming caseload. If cases are not disposed in a timely manner, a backlog of cases awaiting disposition will grow. A Clearance Rate of 100% indicates that at least as many cases as have been filed, reopened, or reactivated in a period have been disposed.



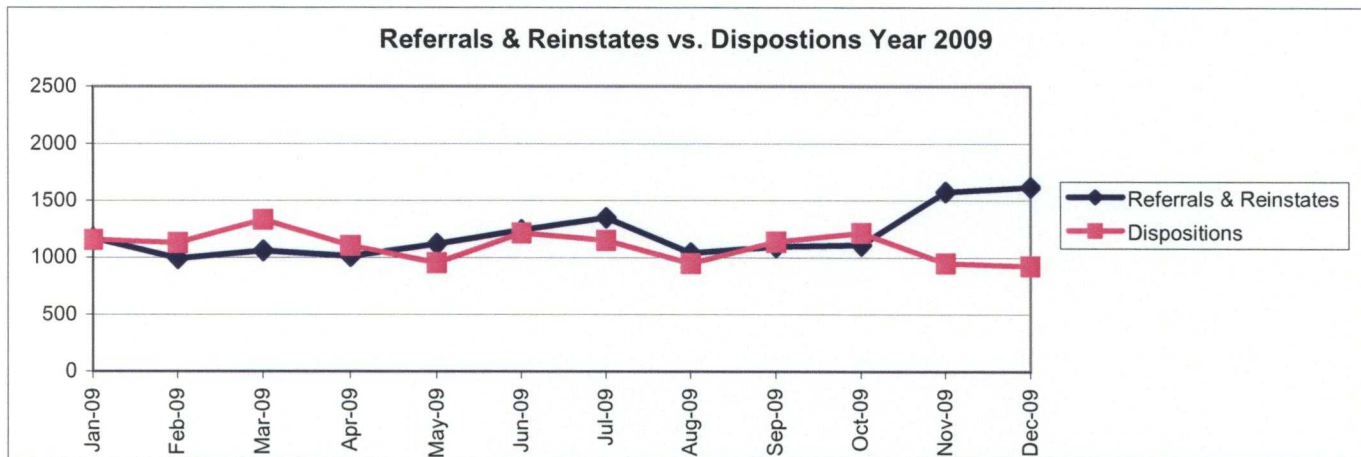
	Referrals & Reinstates	Dispositions	Clearance Rate
Jan-08	1346	1473	109%
Feb-08	1335	1483	111%
Mar-08	1317	1330	101%
Apr-08	1353	1567	116%
May-08	1048	1425	136%
Jun-08	1084	1188	110%
Jul-08	1276	1479	116%
Aug-08	1017	1283	126%
Sep-08	1121	1215	108%
Oct-08	1337	1177	88%
Nov-08	1093	1028	94%
Dec-08	1545	1282	83%
Avg	1239	1328	107%
Total	14872	15930	



# CUYAHOGA COUNTY COMMON PLEAS COURT

## Judicial Foreclosure Clearance Rate Year 2009

The Clearance Rate is the number of outgoing cases as a percentage of the number of incoming cases. Clearance rate measures whether the court is keeping up with its incoming caseload. If cases are not disposed in a timely manner, a backlog of cases awaiting disposition will grow. A Clearance Rate of 100% indicates that at least as many cases as have been filed, reopened, or reactivated in a period have been disposed.

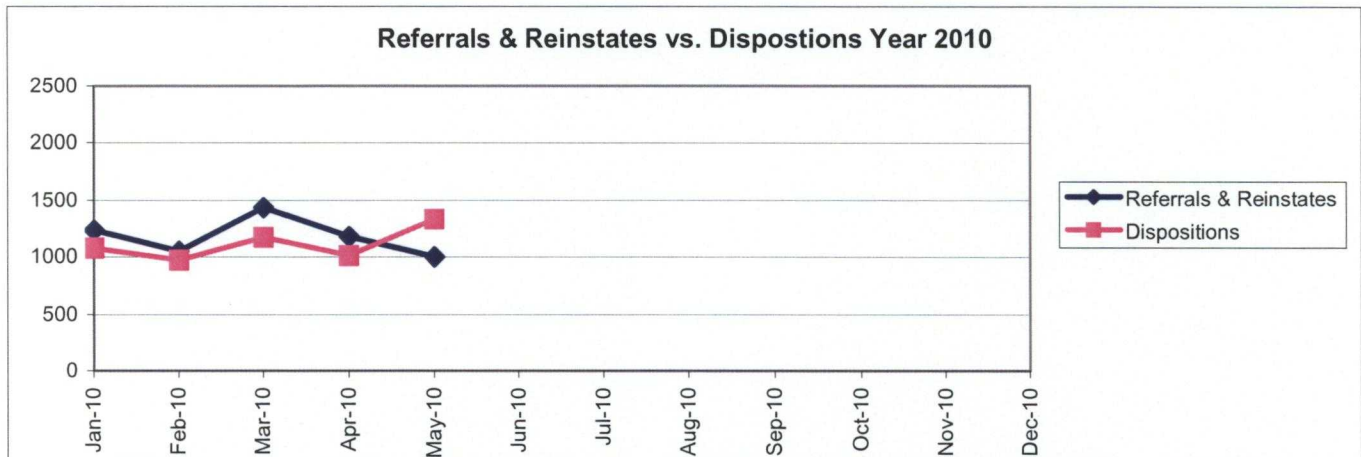
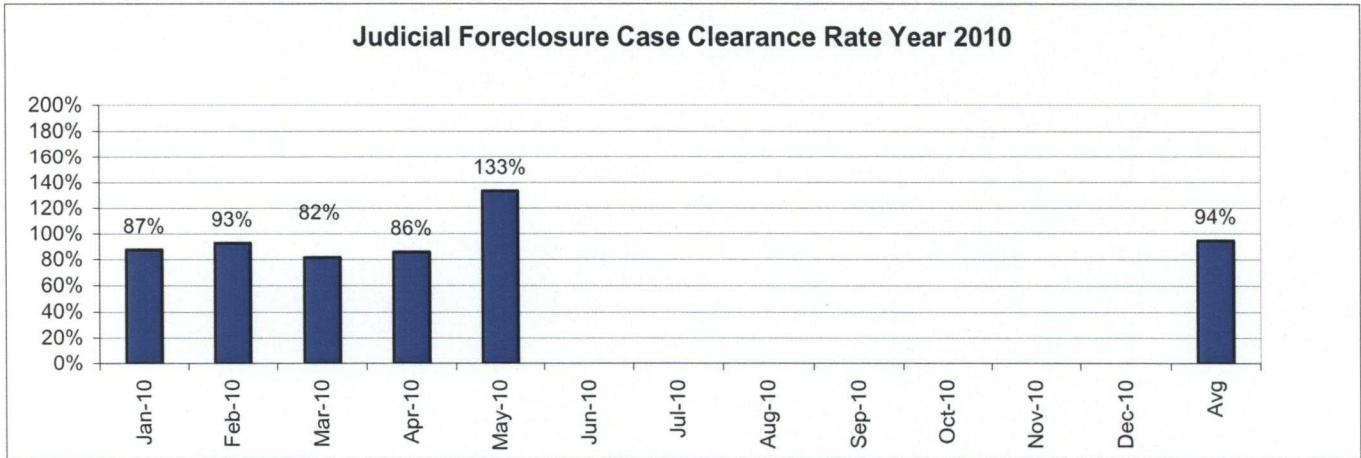


	Referrals & Reinstates	Dispositions	Clearance Rate
Jan-09	1167	1154	99%
Feb-09	991	1127	114%
Mar-09	1058	1331	126%
Apr-09	1010	1102	109%
May-09	1116	955	86%
Jun-09	1238	1214	98%
Jul-09	1345	1149	85%
Aug-09	1038	949	91%
Sep-09	1094	1136	104%
Oct-09	1108	1214	110%
Nov-09	1573	952	61%
Dec-09	1614	927	57%
Avg	1196	1101	92%
Total	14352	13210	

# CUYAHOGA COUNTY COMMON PLEAS COURT

## Judicial Foreclosure Clearance Rate Year 2010

The Clearance Rate is the number of outgoing cases as a percentage of the number of incoming cases. Clearance rate measures whether the court is keeping up with its incoming caseload. If cases are not disposed in a timely manner, a backlog of cases awaiting disposition will grow. A Clearance Rate of 100% indicates that at least as many cases as have been filed, reopened, or reactivated in a period have been disposed.

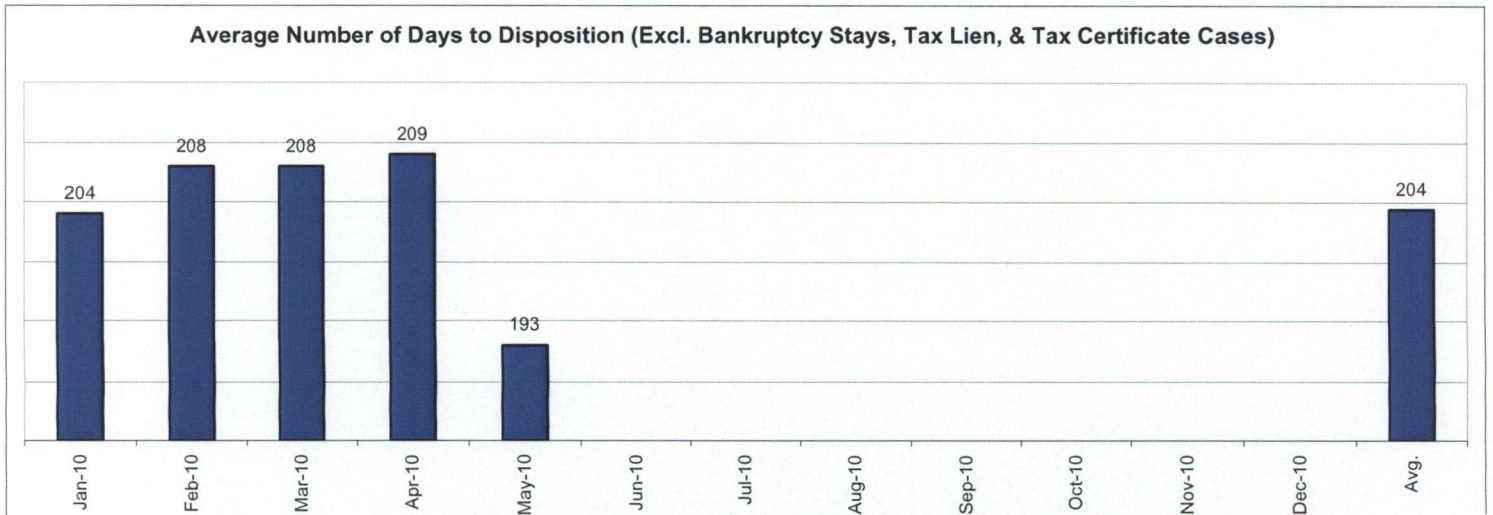
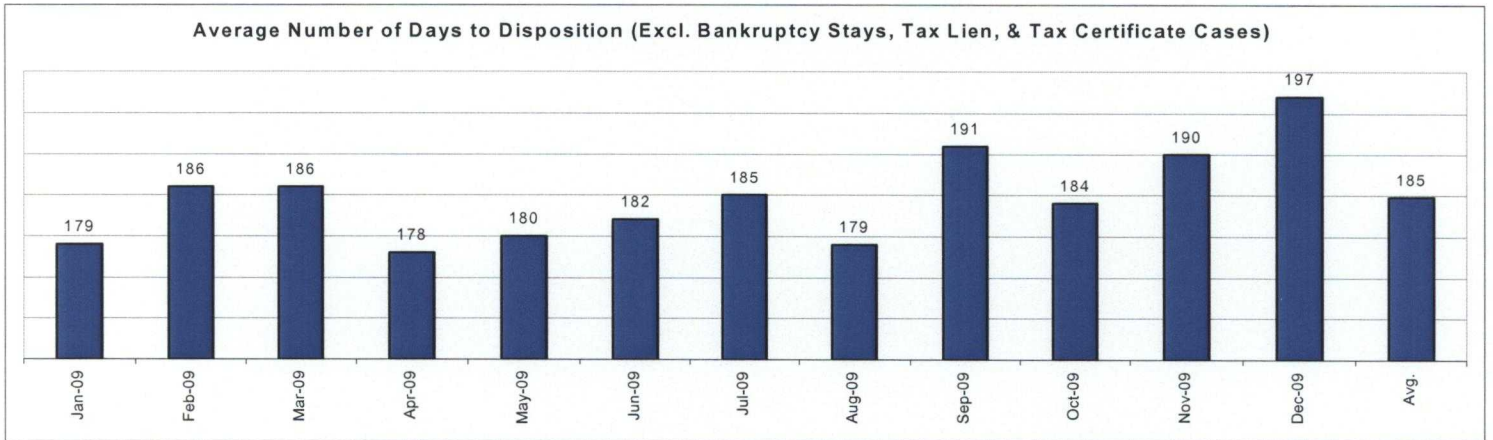
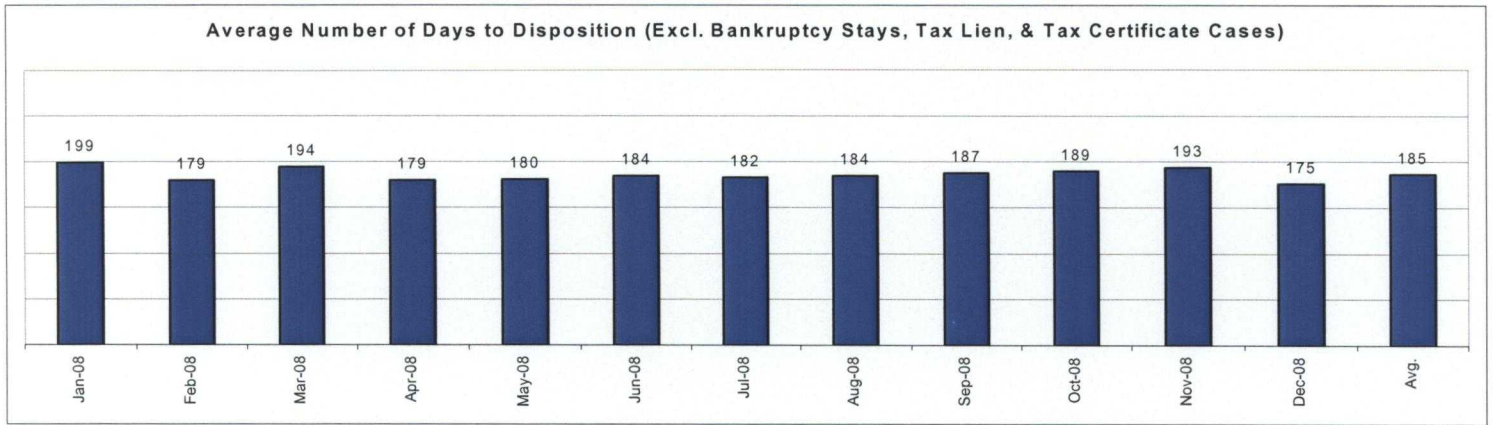


	Referrals & Reinstates	Dispositions	Clearance Rate
Jan-10	1231	1077	87%
Feb-10	1047	970	93%
Mar-10	1434	1170	82%
Apr-10	1177	1010	86%
May-10	999	1331	133.23%
Jun-10			
Jul-10			
Aug-10			
Sep-10			
Oct-10			
Nov-10			
Dec-10			
Avg	1178	1112	94%
Total	5888	5558	

# CUYAHOGA COUNTY COMMON PLEAS COURT

## Avg. Number of Days to Disp. (Excl. Bank. Stays & Tax Lien & Tax Cert.)

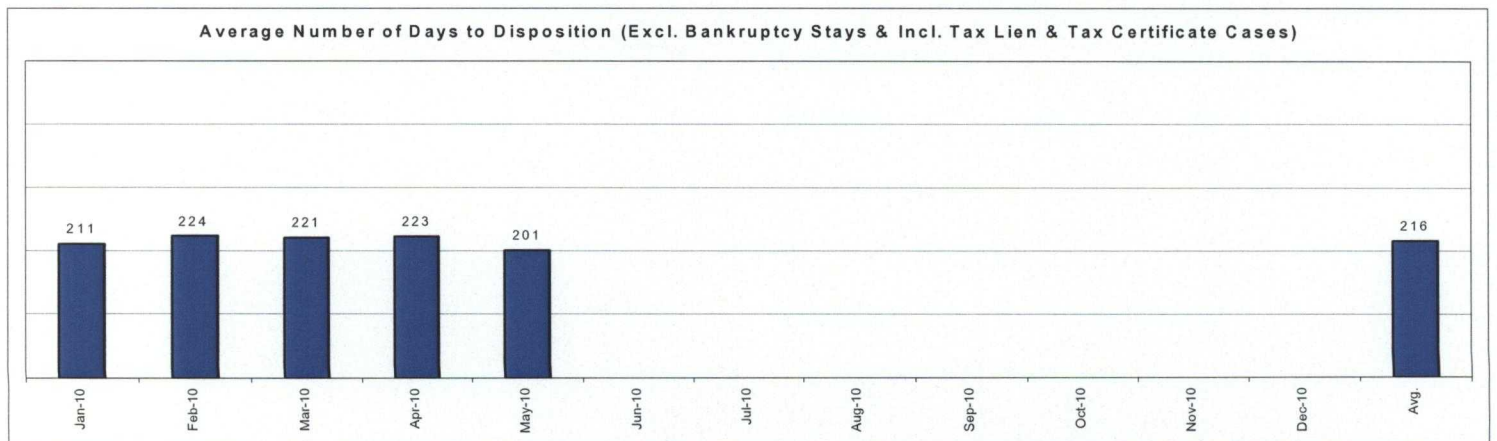
The average number of days to disposition is the number of days from filing to a final disposition entry being filed with the Clerk of Court. The data sample is based on all judicial foreclosure cases terminated by decree or dismissal (cases terminated by bankruptcy are not included) in a month. Each case is examined to determine the number of days between filing and termination with the periods that a case may have been in bankruptcy subtracted. Adding the total days of all of the cases minus bankruptcy periods and dividing by the total number of cases calculates the average. In the following chart, tax judicial foreclosure cases are excluded.



# CUYAHOGA COUNTY COMMON PLEAS COURT

## Avg. Number of Days to Disp. (Excl. Bank. Stays & Incl. Tax Lien & Tax Cert.)

The average number of days to disposition is the number of days from filing to a final disposition entry being filed with the Clerk of Court. The data sample is based on all Judicial Foreclosure cases terminated by decree or dismissal (cases terminated by bankruptcy are not included) in a month. Each case is examined to determine the number of days between filing and termination with the periods that a case may have been in bankruptcy subtracted. Adding the total days of all of the cases minus bankruptcy periods and dividing by the total number of cases calculates the average. In the following chart, all types of Judicial Foreclosure cases are included.

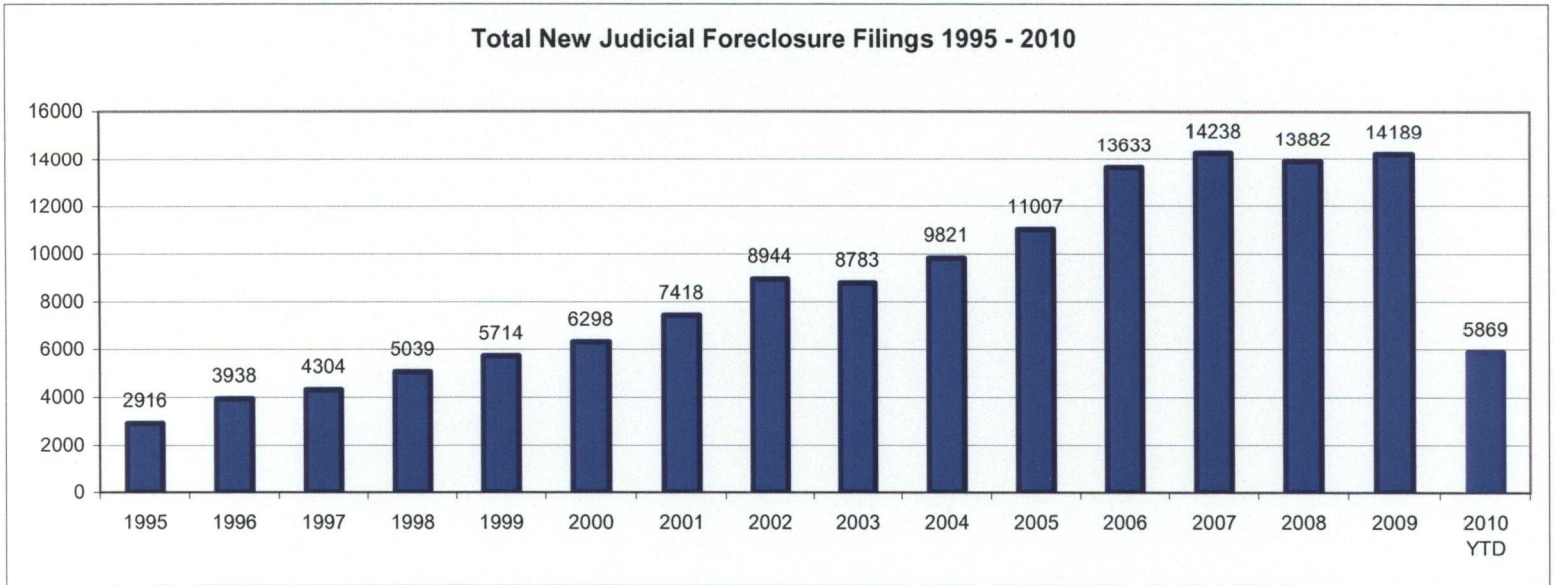


# CUYAHOGA COUNTY COMMON PLEAS COURT

## Total New Judicial Foreclosure Filings

The following charts are provided as a historical view of new judicial foreclosure filings.

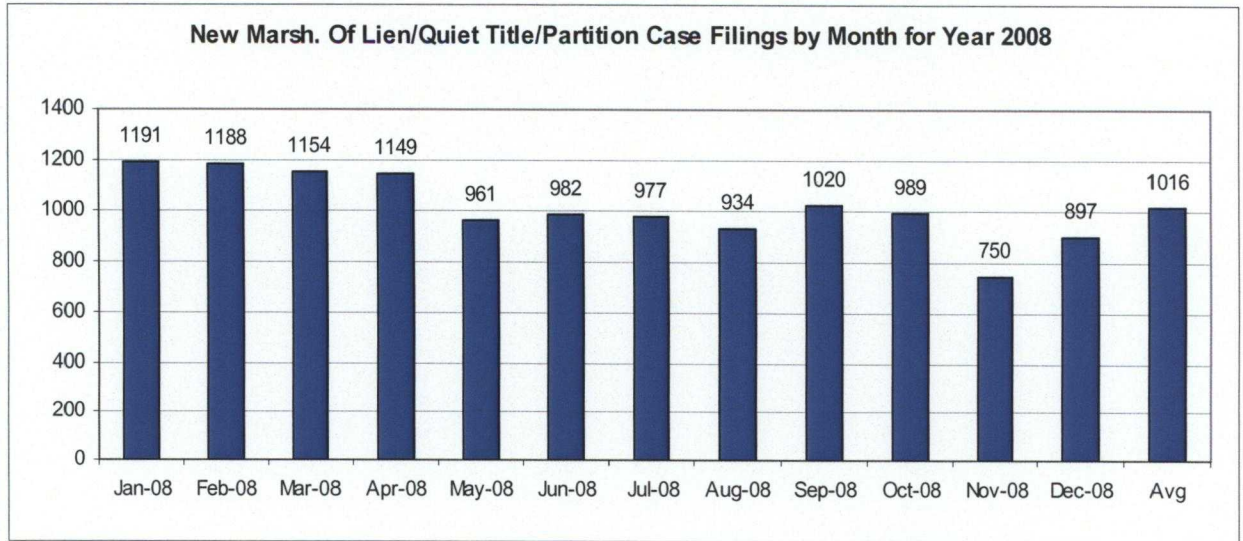
1. Total New Judicial Foreclosure Filings from 1995 – 2010 by year
2. Total New Marsh of Lien/Quiet Title/Partition Filings from 2007 – 2010 by month
3. Total New Tax Lien & Tax Certificate Filings for 2008 – 2010 by month
4. Total New Judicial Foreclosure Filings from 2008 – 2010 by month



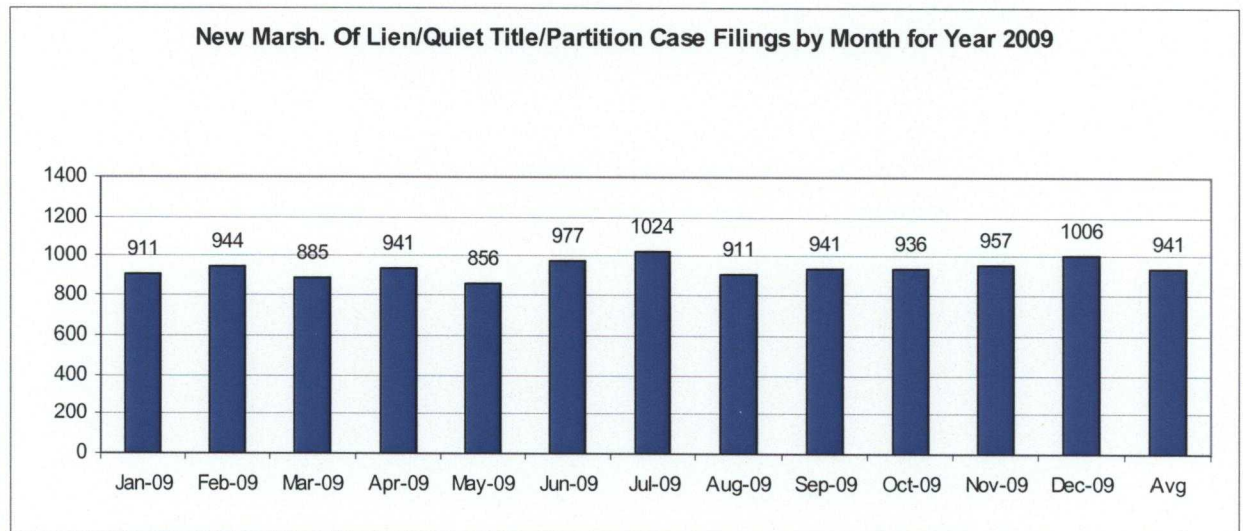
# CUYAHOGA COUNTY COMMON PLEAS COURT

## New Marsh. of Lien/Quiet Title/Partition Filings by Month for 2008 – 2010 YTD

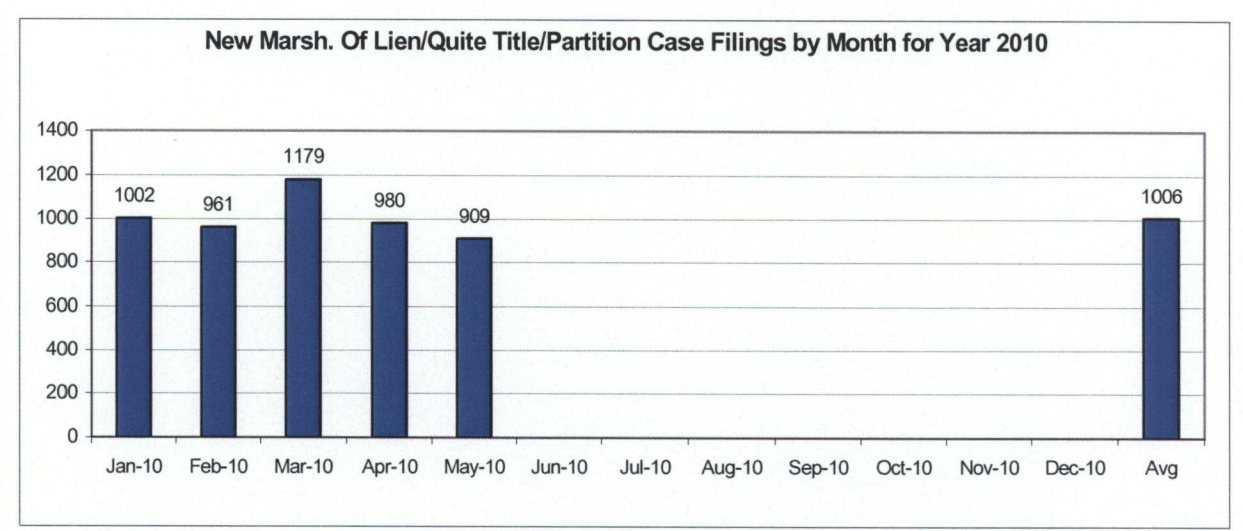
Month	# Filings
Jan-08	1191
Feb-08	1188
Mar-08	1154
Apr-08	1149
May-08	961
Jun-08	982
Jul-08	977
Aug-08	934
Sep-08	1020
Oct-08	989
Nov-08	750
Dec-08	897
Avg	1016
Total	12192



Month	# Filings
Jan-09	911
Feb-09	944
Mar-09	885
Apr-09	941
May-09	856
Jun-09	977
Jul-09	1024
Aug-09	911
Sep-09	941
Oct-09	936
Nov-09	957
Dec-09	1006
Avg	941
Total	11289



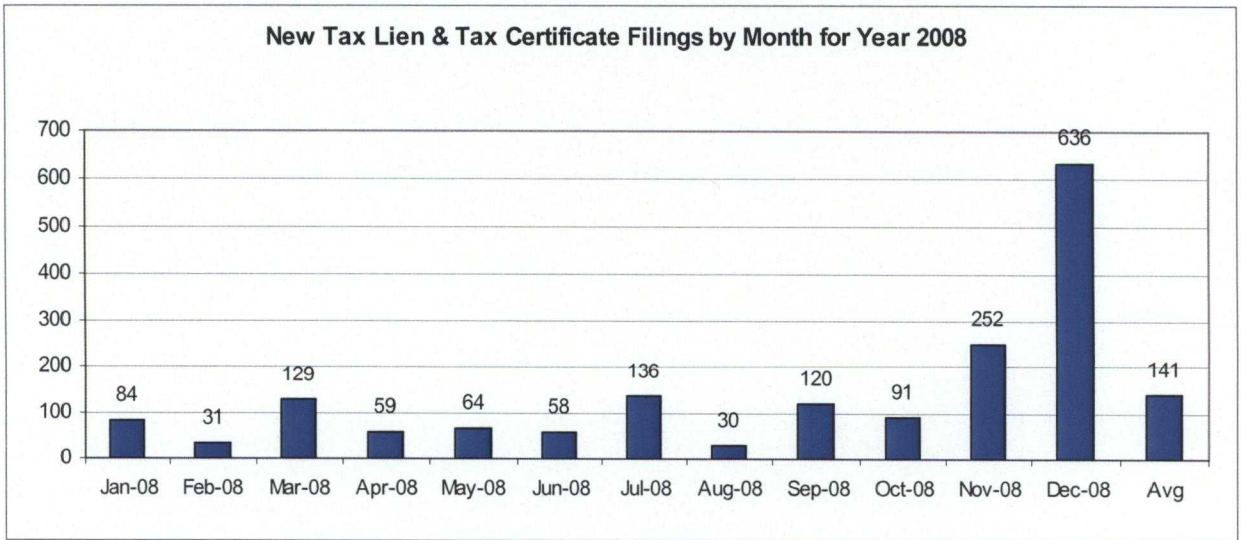
Month	# Filings
Jan-10	1002
Feb-10	961
Mar-10	1179
Apr-10	980
May-10	909
Jun-10	
Jul-10	
Aug-10	
Sep-10	
Oct-10	
Nov-10	
Dec-10	
Avg	1006
Total	5031



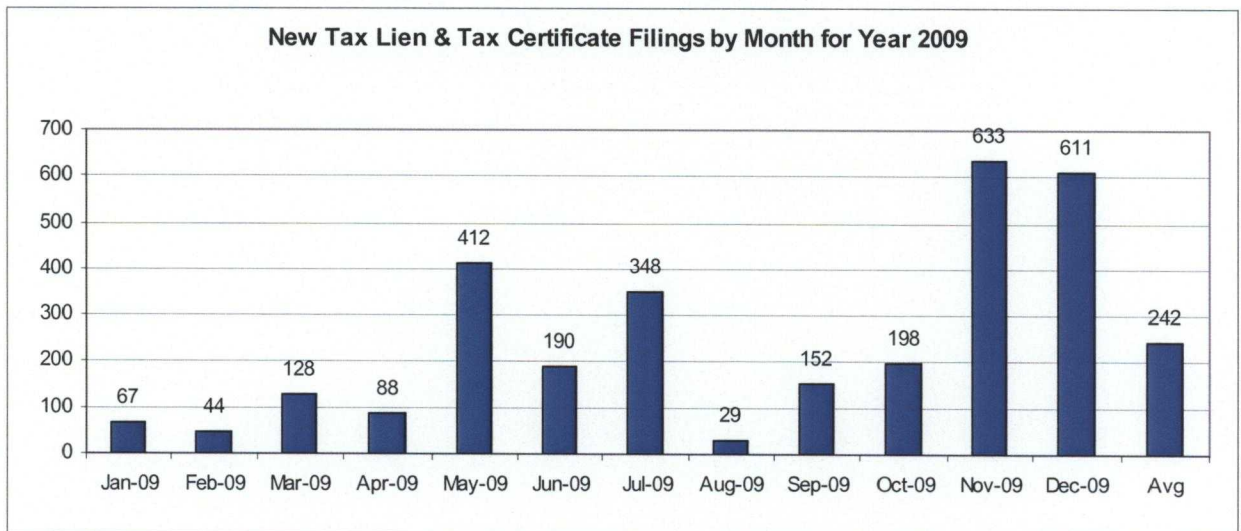
# CUYAHOGA COUNTY COMMON PLEAS COURT

## New Tax Lien & Certificate Filings by Month for Year 2008 – 2010 YTD

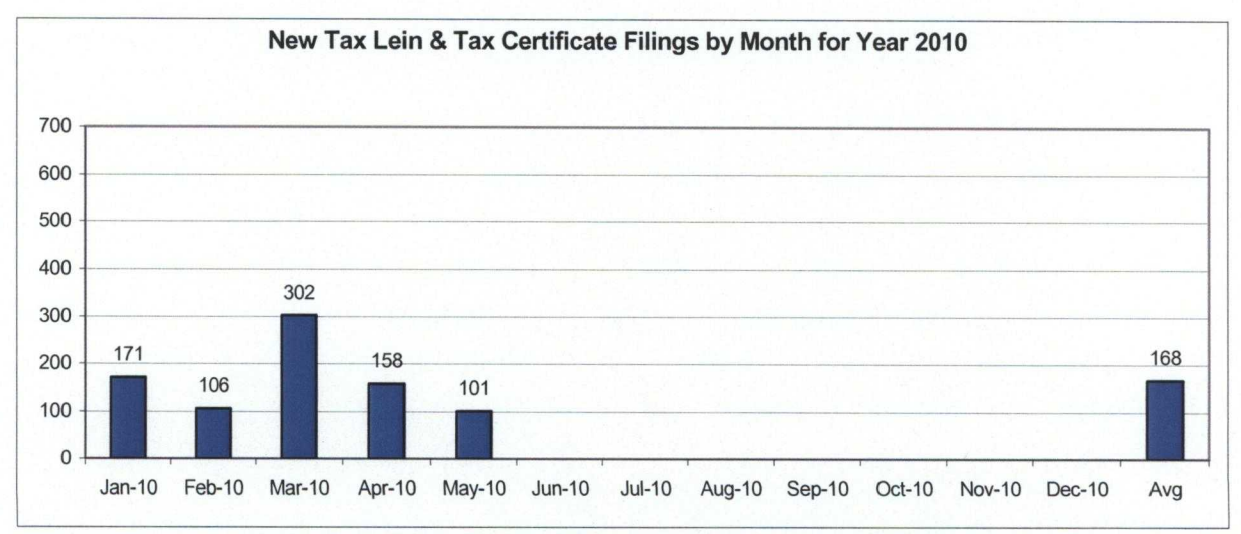
Month	# Filings
Jan-08	84
Feb-08	31
Mar-08	129
Apr-08	59
May-08	64
Jun-08	58
Jul-08	136
Aug-08	30
Sep-08	120
Oct-08	91
Nov-08	252
Dec-08	636
Avg	141
Total	1690



Month	# Filings
Jan-09	67
Feb-09	44
Mar-09	128
Apr-09	88
May-09	412
Jun-09	190
Jul-09	348
Aug-09	29
Sep-09	152
Oct-09	198
Nov-09	633
Dec-09	611
Avg	242
Total	2900



Month	# Filings
Jan-10	171
Feb-10	106
Mar-10	302
Apr-10	158
May-10	101
Jun-10	
Jul-10	
Aug-10	
Sep-10	
Oct-10	
Nov-10	
Dec-10	
Avg	168
Total	838



# CUYAHOGA COUNTY COMMON PLEAS COURT

## Total New Judicial Foreclosure Filings by Month for Year 2008 – 2010 YTD

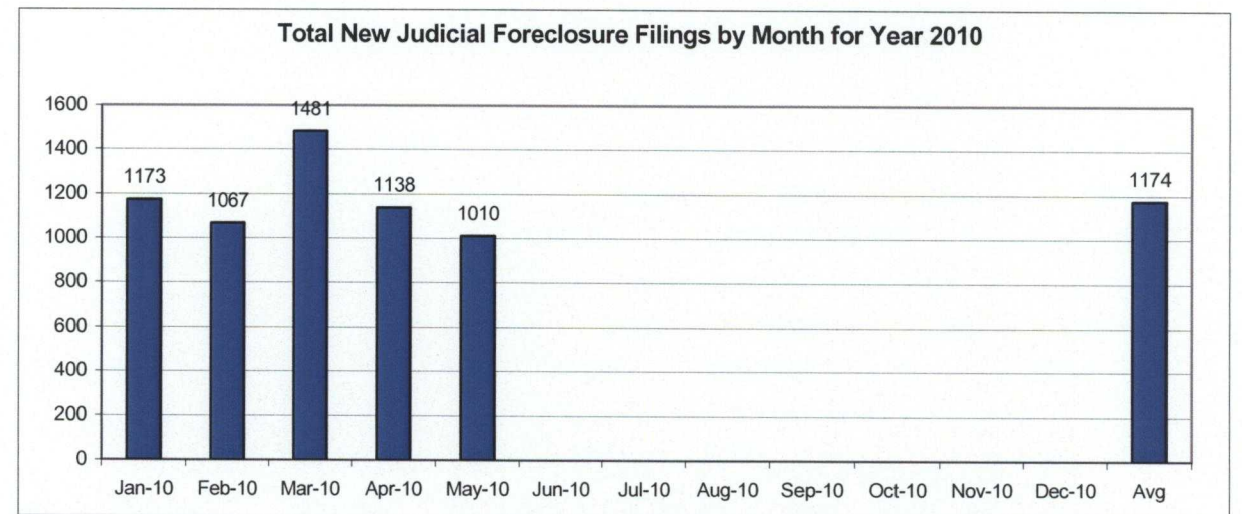
Month	# Filings
Jan-08	1275
Feb-08	1219
Mar-08	1283
Apr-08	1208
May-08	1025
Jun-08	1040
Jul-08	1113
Aug-08	964
Sep-08	1140
Oct-08	1080
Nov-08	1002
Dec-08	1533
Avg	1157
Total	13882



Month	# Filings
Jan-09	978
Feb-09	988
Mar-09	1013
Apr-09	1029
May-09	1268
Jun-09	1167
Jul-09	1372
Aug-09	940
Sep-09	1093
Oct-09	1134
Nov-09	1590
Dec-09	1617
Avg	1182
Total	14189



Month	# Filings
Jan-10	1173
Feb-10	1067
Mar-10	1481
Apr-10	1138
May-10	1010
Jun-10	
Jul-10	
Aug-10	
Sep-10	
Oct-10	
Nov-10	
Dec-10	
Avg	1174
Total	5869





# CUYAHOGA COUNTY COMMON PLEAS COURT

## Magistrate's Monthly Reports

The Magistrates' Monthly Report consists of 5 reports. Below is a description of each.

### **Magistrate's Monthly Supplemental Journal Entry Report (R415)**

Retrieves total number of supplemental entries and Decrees of Confirmation of Sheriff's sale created during a specific period. A supplemental entry is any journal created by a magistrate, which does not close out a case. For example, any magistrate's order (MG) setting a hearing, any journal entry (JE) ruling on a motion, journals confirming Sheriff's sales, etc.).

### **Magistrate's Full Disposition Count by Magistrate Report (R413)**

Retrieves total number of cases disposed of during a specific period. The dispositions are grouped by Magistrate and then broken down by the type of disposition (i. e. Default, Dismissed with Prejudice, Dismissed without Prejudice, etc.) This report can be printed three different ways. Including tax cases (Full Dispositions), excluding tax cases (Non-Tax Dispositions), and Tax cases only (Tax Dispositions).

### **Magistrate's Monthly Cases Referred/Reinstated Report (R418)**

Retrieves newly filed cases referred to the Magistrates Dept. and cases previously disposed by the Magistrates Dept. that are reinstated and re-referred to the magistrates. The cases are separated by Tax (filing code 1465; Tax Judicial Foreclosure & 1466; Tax Certificate Judicial Foreclosure) and Non-Tax (1460; Judicial Foreclosure Marsh. Of Lien, 1480; Partition, 1470; Quiet Title, misc. (i. e. 1391; Contract Other, etc.).

### **Magistrate's Monthly Hearing Totals Report (R3146)**

Retrieves total number of hearings held during one month. The hearings are grouped by Magistrate and then broken down by what type hearing was held (i. e. Default, Pretrial, etc.).

### **Magistrate's Monthly Case Load Report (R3147)**

Retrieves individual caseload totals for individual magistrates during a specific period. The cases are grouped by magistrate and then broken down by case type (i. e. tax judicial foreclosure, tax certificate judicial foreclosure and non-tax judicial foreclosure).

CUYAHOGA COUNTY COURT OF COMMON PLEAS

DATE: 06/14/2010  
TIME: 10:36 AM

OFFICE OF THE MAGISTRATES  
MAGISTRATE'S MONTHLY SUPPLEMENTALS BY CASE  
REPORTING PERIOD: MAY 2010

PAGE: 1  
CMSR415D

---

**SUPPLEMENTALS**

AUGUSTYN	242
BAKER	541
BUCHA	294
CUTHBERT	485
DYKE	334
GAUNTNER	360
GONZALEZ	344
HIPPLEY	301
JACKSON	343
KLEIN	402
LUCAS	189
OLSZTYN	452
VOZAR	418
WEISS	484
UNACCOUNTED FOR	0

**TOTAL** 5189

**CONFIRMATIONS**

**TOTAL** 352

**CUYAHOGA COUNTY COURT OF COMMON PLEAS**

OFFICE OF THE MAGISTRATES

**Full Disposition Count by Magistrate**

REPORTING PERIOD: FROM 05/01/2010 TO 05/31/2010

DATE: 06/14/2010

TIME: 10:09 AM

PAGE: 1

CMSR413

MagID	Dispose Type	Tax Cert.	Tax Treas.	Total		
KCA	Bank	0	0	6	Decrees	783
	Def	0	0	41	Defaults	603
	Dism	0	0	23	Other	180
	Ref. Vacate	0	0	0	Court Trial	0
	Court Trial	0	0	0	Dismissals	470
	Other	0	0	6	Bankruptcy	77
	<b>MAG'S TOTAL</b>	<b>0</b>	<b>0</b>	<b>76</b>	Ref. Vacated	1
GDB	Bank	0	0	8	Grand Total	1331
	Def	0	0	37		
	Dism	0	0	35		
	Ref. Vacate	0	0	0		
	Court Trial	0	0	0		
	Other	0	0	6		
	<b>MAG'S TOTAL</b>	<b>0</b>	<b>0</b>	<b>86</b>		
SMB	Bank	0	0	0		
	Def	0	0	27		
	Dism	0	0	21		
	Ref. Vacate	0	0	0		
	Court Trial	0	0	0		
	Other	0	0	2		
	<b>MAG'S TOTAL</b>	<b>0</b>	<b>0</b>	<b>50</b>		
ARC	Bank	0	0	2		
	Def	0	0	79		
	Dism	0	0	35		
	Ref. Vacate	0	0	0		
	Court Trial	0	0	0		
	Other	0	0	11		
	<b>MAG'S TOTAL</b>	<b>0</b>	<b>0</b>	<b>127</b>		
JTD	Bank	0	0	6		
	Def	1	0	39		
	Dism	1	3	39		
	Ref. Vacate	0	0	0		
	Court Trial	0	0	0		
	Other	0	5	12		
	<b>MAG'S TOTAL</b>	<b>2</b>	<b>8</b>	<b>96</b>		
TMG	Bank	0	0	6		
	Def	0	0	60		
	Dism	0	0	41		
	Ref. Vacate	0	0	0		
	Court Trial	0	0	0		
	Other	0	0	4		
	<b>MAG'S TOTAL</b>	<b>0</b>	<b>0</b>	<b>111</b>		
TG	Bank	0	0	11		
	Def	0	0	29		
	Dism	0	0	41		
	Ref. Vacate	0	0	0		
	Court Trial	0	0	0		
	Other	0	0	8		
	<b>MAG'S TOTAL</b>	<b>0</b>	<b>0</b>	<b>89</b>		
KH	Bank	0	0	5		
	Def	0	0	42		
	Dism	0	0	40		
	Ref. Vacate	0	0	0		
	Court Trial	0	0	0		
	Other	0	0	16		

DATE: 06/14/2010  
TIME: 10:09 AM

CUYAHOGA COUNTY COURT OF COMMON PLEAS  
OFFICE OF THE MAGISTRATES  
**Full Disposition Count by Magistrate**  
REPORTING PERIOD: FROM 05/01/2010 TO 05/31/2010

PAGE: 2  
CMSR413

MagID	Dispose Type	Tax Cert.	Tax Treas.	Total
<hr/>				
<u>MAG'S TOTAL</u>		0	0	<u>103</u>
<hr/>				
JLJ	Bank	0	0	5
	Def	0	0	73
	Dism	0	0	44
	Ref. Vacate	0	0	0
	Court Trial	0	0	0
	Other	0	0	11
<u>MAG'S TOTAL</u>		0	0	<u>133</u>
<hr/>				
MK	Bank	0	0	10
	Def	0	0	88
	Dism	0	0	32
	Ref. Vacate	0	0	0
	Court Trial	0	0	0
	Other	0	0	10
<u>MAG'S TOTAL</u>		0	0	<u>140</u>
<hr/>				
PL	Bank	2	0	2
	Def	1	0	1
	Dism	5	10	15
	Ref. Vacate	0	0	0
	Court Trial	0	0	0
	Other	3	31	34
<u>MAG'S TOTAL</u>		11	41	<u>52</u>
<hr/>				
CEO	Bank	0	0	4
	Def	0	0	45
	Dism	0	0	49
	Ref. Vacate	0	0	0
	Court Trial	0	0	0
	Other	0	0	3
<u>MAG'S TOTAL</u>		0	0	<u>101</u>
<hr/>				
TJV	Bank	0	0	11
	Def	0	0	41
	Dism	1	0	35
	Ref. Vacate	0	0	1
	Court Trial	0	0	0
	Other	0	3	8
<u>MAG'S TOTAL</u>		1	3	<u>96</u>
<hr/>				
CW	Bank	1	0	1
	Def	1	0	1
	Dism	4	16	20
	Ref. Vacate	0	0	0
	Court Trial	0	0	0
	Other	2	47	49
<u>MAG'S TOTAL</u>		8	63	<u>71</u>

**CUYAHOGA COUNTY COURT OF COMMON PLEAS**

DATE: 06/14/2010  
 TIME: 10:09 AM

**OFFICE OF THE MAGISTRATES  
 MAGISTRATE'S MONTHLY REF/REIN CASES  
 FROM 05/01/2010 TO 05/31/2010**

CMSR418

MAGISTRATE	NEW REFERRALS				REINSTATED			
	Tax Treas.	Tax Cert.	Non-Tax	Total	Tax Treas.	Tax Cert.	Non-Tax	Total
<u>AUGUSTYN/KEVIN/C</u>	0	0	49	49	0	0	3	3
<u>BAKER/GAIL/D</u>	0	0	68	68	0	0	13	13
<u>BUCHA/STEPHEN/M</u>	0	0	41	41	0	0	2	2
<u>CUTHBERT/AMY/R</u>	0	0	78	78	0	0	3	3
<u>DYKE/JOHN/T</u>	2	0	73	75	0	0	7	7
<u>GAUNTNER/TIMOTHY/M</u>	0	0	91	91	0	0	5	5
<u>GONZALEZ/TRACEY/</u>	0	0	73	73	0	0	6	6
<u>HIPPLEY/KEVIN/</u>	0	0	66	66	0	0	2	2
<u>JACKSON/JIM/L</u>	0	0	73	73	0	0	7	7
<u>KLEIN/MONICA/</u>	0	0	74	74	0	0	7	7
<u>LUCAS/PAUL/</u>	49	0	0	49	0	0	0	0
<u>OLSZTYN/CHRISTOPHER/E</u>	0	0	77	77	0	0	5	5
<u>TOMAN/BRADLEY/P</u>	0	0	0	0	0	0	1	1
<u>VOZAR/THOMAS/J</u>	1	0	64	65	0	0	10	10
<u>WEISS/CAROL/</u>	49	0	0	49	0	0	0	0
<b><u>TOTAL</u></b>	101	0	827	928	0	0	71	71
<b><u>COMBINED TOTAL</u></b>	999							

**CUYAHOGA COUNTY COURT OF COMMON PLEAS**

**OFFICE OF THE MAGISTRATES**

**MAG MONTHLY HEARING TOTALS**

Reporting Period: May 2010

DATE: 06/14/2010  
TIME: 10:09 AM

PAGE: 1  
CMSR3146

Monthly Hearing Total    1,052

AUGUSTYN  
 Default Hearings            46  
 Tax Hearings                 0  
 Pretrials                      17  


---

 TOTAL:                         63

BAKER  
 Default Hearings            68  
 Tax Hearings                 0  
 Pretrials                      13  


---

 TOTAL:                         81

BUCHA  
 Default Hearings            51  
 Tax Hearings                 0  
 Pretrials                      35  


---

 TOTAL:                         86

CUTHBERT  
 Default Hearings            74  
 Tax Hearings                 0  
 Pretrials                      16  


---

 TOTAL:                         90

DYKE  
 Default Hearings            61  
 Tax Hearings                 0  
 Pretrials                      10  


---

 TOTAL:                         71

GAUNTNER  
 Default Hearings            56  
 Tax Hearings                 0  
 Pretrials                      21  


---

 TOTAL:                         77

GONZALEZ  
 Default Hearings            55  
 Tax Hearings                 0  
 Pretrials                      7  


---

 TOTAL:                         62

HIPPLEY  
 Default Hearings            65  
 Tax Hearings                 0  
 Pretrials                      1  


---

 TOTAL:                         66

JACKSON  
 Default Hearings            48  
 Tax Hearings                 0  
 Pretrials                      7  


---

 TOTAL:                         55

KLEIN  
 Default Hearings            57  
 Tax Hearings                 0  
 Pretrials                      5  


---

 TOTAL:                         62

CUYAHOGA COUNTY COURT OF COMMON PLEAS

OFFICE OF THE MAGISTRATES

MAG MONTHLY HEARING TOTALS

Reporting Period: May 2010

DATE: 06/14/2010  
TIME: 10:09 AM

PAGE: 2  
CMSR3146

---

TOTAL:	62
LUCAS	
Default Hearings	1
Tax Hearings	68
Pretrials	18
<hr/>	
TOTAL:	87
OLSZTYN	
Default Hearings	62
Tax Hearings	0
Pretrials	13
<hr/>	
TOTAL:	75
VOZAR	
Default Hearings	51
Tax Hearings	4
Pretrials	16
<hr/>	
TOTAL:	71
WEISS	
Default Hearings	31
Tax Hearings	70
Pretrials	5
<hr/>	
TOTAL:	106

**CUYAHOGA COUNTY COURT OF COMMON PLEAS**

DATE: 06/14/2010  
 TIME: 10:10 AM

Office of the Magistrates  
 Magistrate's Monthly Case Load  
 MONTH: MAY 2010

PAGE: 1  
 CMSR3147

Magistrate Name	Non Tax Total	Tax Cert.	Tax Treas.	Total Tax	Total Cases
AUGUSTYN	345	0	0	0	345
BAKER	577	1	0	1	578
BUCHA	442	0	0	0	442
CUTHBERT	647	0	0	0	647
DYKE	476	9	43	52	528
GAUNTNER	616	0	0	0	616
GONZALEZ	611	0	0	0	611
HIPPLEY	757	1	0	1	758
JACKSON	663	0	0	0	663
KLEIN	584	0	0	0	584
LUCAS	7	450	962	1412	1419
OLSZTYN	596	0	0	0	596
TOMAN	1	0	0	0	1
VOZAR	566	24	36	60	626
WEISS	1	390	822	1212	1213
<b>Non Tax Total:</b>	<b>6889</b>	<b>Cert.Tax Total: 875</b>	<b>Tax Treas. Total: 1863</b>	<b>Total Tax: 2738</b>	<b>Total Cases: 9627</b>



# CUYAHOGA COUNTY COMMON PLEAS COURT

## Report CMSR1062 - Judicial Foreclosure Statistics by Judge

Report CMSR1062 provides a list of judicial foreclosure case activity for each Judge. The report identifies how many cases were pending at the beginning of the period. The new cases filed and cases that were transferred in or reactivated are added to the number pending at the beginning of the period. It then shows the type and number of terminations for the period. The total terminations are subtracted from the total pending which provides the pending at the end of the period.

**CUYAHOGA COUNTY COURT OF COMMON PLEAS**

DATE: 06/14/2010  
TIME: 10:10 AM

Foreclosure Statistics by Judge  
Reporting Period: May 2010

PAGE: 1  
CMSR1062

**Judge**

<b>AMBROSE, DICK</b>							
Pending at Beg of Period			New Cases Filed		Cases Transferred In / Reactivated		Total
290			28		3		321
Terminations							
Bankruptcy	0	Default	RefVacated	Court Trial	Dismiss	Other	Total
		15	0	0	16	2	33
Total Pending at End of Period							288

<b>BURNSIDE, JANET R</b>							
Pending at Beg of Period			New Cases Filed		Cases Transferred In / Reactivated		Total
334			35		4		373
Terminations							
Bankruptcy	0	Default	RefVacated	Court Trial	Dismiss	Other	Total
		26	0	0	11	10	47
Total Pending at End of Period							326

<b>CALABRESE, DEENA R</b>							
Pending at Beg of Period			New Cases Filed		Cases Transferred In / Reactivated		Total
324			36		5		365
Terminations							
Bankruptcy	5	Default	RefVacated	Court Trial	Dismiss	Other	Total
		39	0	0	12	10	66
Total Pending at End of Period							299

<b>CORRIGAN, BRIAN J</b>							
Pending at Beg of Period			New Cases Filed		Cases Transferred In / Reactivated		Total
208			29		4		241
Terminations							
Bankruptcy	3	Default	RefVacated	Court Trial	Dismiss	Other	Total
		3	0	0	13	3	22
Total Pending at End of Period							219

<b>CORRIGAN, PETER J</b>							
Pending at Beg of Period			New Cases Filed		Cases Transferred In / Reactivated		Total
296			33		4		333
Terminations							
Bankruptcy	2	Default	RefVacated	Court Trial	Dismiss	Other	Total
		12	0	0	18	7	39
Total Pending at End of Period							294

<b>DONNELLY, MICHAEL P</b>							
Pending at Beg of Period			New Cases Filed		Cases Transferred In / Reactivated		Total
348			25		7		380
Terminations							
Bankruptcy	1	Default	RefVacated	Court Trial	Dismiss	Other	Total
		12	0	0	19	10	42
Total Pending at End of Period							338

<b>FRIEDLAND, CAROLYN B</b>							
Pending at Beg of Period			New Cases Filed		Cases Transferred In / Reactivated		Total
283			26		4		313
Terminations							
Bankruptcy	2	Default	RefVacated	Court Trial	Dismiss	Other	Total
		12	0	0	15	12	41
Total Pending at End of Period							272

FRIEDMAN, STUART A

**CUYAHOGA COUNTY COURT OF COMMON PLEAS**

DATE: 06/14/2010  
TIME: 10:10 AM

**Foreclosure Statistics by Judge**  
Reporting Period: May 2010

PAGE: 2  
CMSR1062

**Judge**

Pending at Beg of Period		New Cases Filed		Cases Transferred In / Reactivated			Total
339		29		4			372
Terminations	Bankruptcy	Default	RefVacated	Court Trial	Dismiss	Other	Total
	4	11	0	0	11	7	33
Total Pending at End of Period							339
<hr/>							
Pending at Beg of Period		New Cases Filed		Cases Transferred In / Reactivated			Total
255		20		2			277
Terminations	Bankruptcy	Default	RefVacated	Court Trial	Dismiss	Other	Total
	2	11	0	0	12	6	31
Total Pending at End of Period							246
<hr/>							
Pending at Beg of Period		New Cases Filed		Cases Transferred In / Reactivated			Total
195		31		3			229
Terminations	Bankruptcy	Default	RefVacated	Court Trial	Dismiss	Other	Total
	3	9	0	0	8	7	27
Total Pending at End of Period							202
<hr/>							
Pending at Beg of Period		New Cases Filed		Cases Transferred In / Reactivated			Total
323		32		9			364
Terminations	Bankruptcy	Default	RefVacated	Court Trial	Dismiss	Other	Total
	0	13	0	0	6	20	39
Total Pending at End of Period							325
<hr/>							
Pending at Beg of Period		New Cases Filed		Cases Transferred In / Reactivated			Total
265		31		8			304
Terminations	Bankruptcy	Default	RefVacated	Court Trial	Dismiss	Other	Total
	2	18	0	0	19	7	46
Total Pending at End of Period							258
<hr/>							
Pending at Beg of Period		New Cases Filed		Cases Transferred In / Reactivated			Total
327		34		10			371
Terminations	Bankruptcy	Default	RefVacated	Court Trial	Dismiss	Other	Total
	5	20	0	0	12	11	48
Total Pending at End of Period							323
<hr/>							
Pending at Beg of Period		New Cases Filed		Cases Transferred In / Reactivated			Total
307		31		7			345
Terminations	Bankruptcy	Default	RefVacated	Court Trial	Dismiss	Other	Total
	1	27	0	0	18	9	55
Total Pending at End of Period							290

MATIA, DAVID T

# CUYAHOGA COUNTY COURT OF COMMON PLEAS

DATE: 06/14/2010  
TIME: 10:10 AM

Foreclosure Statistics by Judge  
Reporting Period: May 2010

PAGE: 3  
CMSR1062

**Judge**

	Pending at Beg of Period	New Cases Filed			Cases Transferred In / Reactivated			Total
	287	25			8			320
Terminations								
	Bankruptcy	Default	RefVacated	Court Trial	Dismiss	Other	Total	
	1	6	0	0	11	11	29	
	Total Pending at End of Period							291

MCCAFFERTY, BRIDGET M								
	Pending at Beg of Period	New Cases Filed			Cases Transferred In / Reactivated			Total
	309	24			7			340
Terminations								
	Bankruptcy	Default	RefVacated	Court Trial	Dismiss	Other	Total	
	4	18	0	0	14	6	42	
	Total Pending at End of Period							298

MCCORMICK, TIMOTHY								
	Pending at Beg of Period	New Cases Filed			Cases Transferred In / Reactivated			Total
	318	31			10			359
Terminations								
	Bankruptcy	Default	RefVacated	Court Trial	Dismiss	Other	Total	
	3	32	0	0	16	7	58	
	Total Pending at End of Period							301

MCDONNELL, NANCY R								
	Pending at Beg of Period	New Cases Filed			Cases Transferred In / Reactivated			Total
	245	32			5			282
Terminations								
	Bankruptcy	Default	RefVacated	Court Trial	Dismiss	Other	Total	
	1	13	0	0	11	5	30	
	Total Pending at End of Period							252

MCGINTY, TIMOTHY J								
	Pending at Beg of Period	New Cases Filed			Cases Transferred In / Reactivated			Total
	327	29			10			366
Terminations								
	Bankruptcy	Default	RefVacated	Court Trial	Dismiss	Other	Total	
	0	14	0	0	16	21	51	
	Total Pending at End of Period							315

MCMONAGLE, RICHARD J								
	Pending at Beg of Period	New Cases Filed			Cases Transferred In / Reactivated			Total
	256	22			2			280
Terminations								
	Bankruptcy	Default	RefVacated	Court Trial	Dismiss	Other	Total	
	3	29	0	0	8	8	48	
	Total Pending at End of Period							232

MCMONAGLE, TIMOTHY E								
	Pending at Beg of Period	New Cases Filed			Cases Transferred In / Reactivated			Total
	320	27			4			351
Terminations								
	Bankruptcy	Default	RefVacated	Court Trial	Dismiss	Other	Total	
	3	18	0	0	17	9	47	
	Total Pending at End of Period							304

O'DONNELL, JOHN P

# CUYAHOGA COUNTY COURT OF COMMON PLEAS

DATE: 06/14/2010  
TIME: 10:10 AM

Foreclosure Statistics by Judge  
Reporting Period: May 2010

PAGE: 4  
CMSR1062

**Judge**

	Pending at Beg of Period	New Cases Filed			Cases Transferred In / Reactivated		Total
	237	23			4		264
Terminations							
	Bankruptcy	Default	RefVacated	Court Trial	Dismiss	Other	Total
	4	9	0	0	13	4	30
	Total Pending at End of Period						234

<b>RUSSO, JOHN J</b>							
	Pending at Beg of Period	New Cases Filed			Cases Transferred In / Reactivated		Total
	308	33			6		347
Terminations							
	Bankruptcy	Default	RefVacated	Court Trial	Dismiss	Other	Total
	5	29	0	0	18	10	62
	Total Pending at End of Period						285

<b>RUSSO, JOSEPH D</b>							
	Pending at Beg of Period	New Cases Filed			Cases Transferred In / Reactivated		Total
	323	26			3		352
Terminations							
	Bankruptcy	Default	RefVacated	Court Trial	Dismiss	Other	Total
	2	28	0	0	8	8	46
	Total Pending at End of Period						306

<b>RUSSO, MICHAEL J</b>							
	Pending at Beg of Period	New Cases Filed			Cases Transferred In / Reactivated		Total
	305	28			8		341
Terminations							
	Bankruptcy	Default	RefVacated	Court Trial	Dismiss	Other	Total
	0	25	0	0	17	5	47
	Total Pending at End of Period						294

<b>RUSSO, NANCY MARGARET</b>							
	Pending at Beg of Period	New Cases Filed			Cases Transferred In / Reactivated		Total
	190	29			6		225
Terminations							
	Bankruptcy	Default	RefVacated	Court Trial	Dismiss	Other	Total
	3	9	0	0	17	6	35
	Total Pending at End of Period						190

<b>SAFFOLD, SHIRLEY STRICKI</b>							
	Pending at Beg of Period	New Cases Filed			Cases Transferred In / Reactivated		Total
	303	31			4		338
Terminations							
	Bankruptcy	Default	RefVacated	Court Trial	Dismiss	Other	Total
	3	13	0	0	15	9	40
	Total Pending at End of Period						298

<b>SHEEHAN, BRENDAN J</b>							
	Pending at Beg of Period	New Cases Filed			Cases Transferred In / Reactivated		Total
	326	35			5		366
Terminations							
	Bankruptcy	Default	RefVacated	Court Trial	Dismiss	Other	Total
	2	20	0	0	14	7	43
	Total Pending at End of Period						323

**SUSTER, RONALD**

# CUYAHOGA COUNTY COURT OF COMMON PLEAS

DATE: 06/14/2010  
TIME: 10:10 AM

Foreclosure Statistics by Judge  
Reporting Period: May 2010

PAGE: 5  
CMSR1062

**Judge**

Judge	Pending at Beg of Period	New Cases Filed			Cases Transferred In / Reactivated			Total
	331				3			368
Terminations	Bankruptcy 5	Default 7	RefVacated 0	Court Trial 0	Dismiss 18	Other 9	Total 39	
	Total Pending at End of Period						329	
<b>SUTULA, JOHN D</b>								
	386				2			426
Terminations	Bankruptcy 1	Default 20	RefVacated 0	Court Trial 0	Dismiss 16	Other 13	Total 50	
	Total Pending at End of Period						376	
<b>SUTULA, KATHLEEN ANN</b>								
	268				5			301
Terminations	Bankruptcy 1	Default 18	RefVacated 0	Court Trial 0	Dismiss 10	Other 7	Total 36	
	Total Pending at End of Period						265	
<b>SYNENBERG, JOAN</b>								
	346				4			377
Terminations	Bankruptcy 3	Default 33	RefVacated 0	Court Trial 0	Dismiss 18	Other 16	Total 70	
	Total Pending at End of Period						307	
<b>TERRY, STEVEN J</b>								
	335				10			382
Terminations	Bankruptcy 2	Default 19	RefVacated 0	Court Trial 0	Dismiss 14	Other 4	Total 39	
	Total Pending at End of Period						343	
<b>VILLANUEVA, JOSE A</b>								
	338				8			377
Terminations	Bankruptcy 1	Default 15	RefVacated 0	Court Trial 0	Dismiss 10	Other 7	Total 33	
	Total Pending at End of Period						344	

CUYAHOGA COUNTY COMMON PLEAS COURT

*Monthly Summary*

# MONTHLY SUMMARY

## May 2010

NAME	PEND	ASSIGNED			TRIALS						DISP	PENDING				+	-
		CV	CR	TOT	JURY			COURT				CV	FR	CR	TOT		
Dick Ambrose	756	82	45	127	1	3	4	1	1	2	133	285	288	177	750	+ 6	
Janet R. Burnside	803	80	27	107	0	0	0	0	0	0	134	315	329	132	776	+ 27	
Deena R. Calabrese	800	83	25	108	0	3	3	1	0	1	151	333	299	125	757	+ 43	
Brian J. Corrigan	626	79	36	115	0	3	3	0	0	0	95	294	218	134	646	- 20	
Peter J. Corrigan	720	86	33	119	0	0	0	0	1	1	120	302	315	102	719	+ 1	
Michael P. Donnelly	803	86	48	134	0	0	0	0	1	1	154	290	348	145	783	+ 20	
Carolyn B. Friedland	812	81	34	115	0	1	1	1	0	1	158	330	286	153	769	+ 43	
Stuart A. Friedman	876	82	33	115	0	1	1	0	0	0	130	335	350	176	861	+ 15	
Nancy A. Fuerst	541	45	18	63	0	2	2	0	0	0	97	204	247	56	507	+ 34	
Eileen A. Gallagher	541	85	32	117	0	0	0	1	1	2	105	241	201	111	553	- 12	
Eileen T. Gallagher	780	89	29	118	0	1	1	0	0	0	116	305	329	148	782	- 2	
Hollie L. Gallagher	664	84	32	116	0	3	3	0	0	0	138	298	259	85	642	+ 22	
Daniel Gaul	873	91	58	149	2	0	2	0	1	1	140	321	346	215	882	- 9	
Lance T. Mason	773	85	36	121	0	0	0	1	0	1	121	355	301	117	773	0	
David T. Matia	730	84	42	126	0	5	5	0	0	0	148	308	291	109	708	+ 22	
Bridget M. McCafferty	379	86	39	125	0	1	1	0	0	0	106	142	148	108	398	- 19	
Timothy McCormick	781	90	38	128	1	0	1	0	0	0	131	344	301	133	778	+ 3	
Nancy R. McDonnell	591	78	34	112	0	0	0	0	0	0	106	236	260	101	597	- 6	
Timothy J. McGinty	677	93	31	124	0	3	3	0	0	0	136	268	315	82	665	+ 12	
Richard J. McMonagle	814	84	23	107	0	0	0	0	0	0	158	431	240	92	763	+ 51	
Timothy E. McMonagle	727	84	35	119	1	2	3	0	0	0	143	290	304	109	703	+ 24	
John P. O'Donnell	618	78	15	93	0	0	0	2	0	2	101	317	240	53	610	+ 8	
John J. Russo	697	85	54	139	0	1	1	0	0	0	154	287	285	110	682	+ 15	
Joseph D. Russo	790	80	33	113	0	1	1	0	1	1	168	297	306	132	735	+ 55	
Michael J. Russo	692	83	33	116	0	1	1	0	0	0	135	259	297	117	673	+ 19	
Nancy Margaret Russo	448	90	28	118	0	1	1	0	1	1	112	189	191	74	454	- 6	
Shirley Strickland Saffold	775	84	33	117	0	0	0	0	0	0	119	302	298	173	773	+ 2	
Brendan J. Sheehan	573	85	37	122	0	1	1	0	0	0	117	265	198	115	578	- 5	
Ronald Suster	858	79	52	131	1	0	1	0	0	0	138	287	330	234	851	+ 7	
John D. Sutula	869	78	38	116	1	0	1	0	0	0	135	300	375	175	850	+ 19	
Kathleen Ann Sutula	648	87	31	118	0	2	2	0	1	1	117	234	266	149	649	- 1	
Joan Synenberg	801	80	36	116	0	0	0	0	1	1	166	320	307	124	751	+ 50	
Steven J. Terry	845	85	35	120	2	1	3	0	1	1	129	314	346	176	836	+ 9	
José A. Villanueva	755	86	34	120	0	1	1	0	1	1	120	302	368	85	755	0	
<b>TOTALS</b>	24436	2817	1187	4004	9	37	46	7	11	18	4431	9900	9782	4327	24009	+ 427	



*Year to Date Summary*

# SUMMARY FOR THE COURT

## January - May 2010

NAME	PEND	ASSIGNED			TRIALS						DISP	PENDING				+	-
		CV	CR	TOT	JURY			COURT				CV	FR	CR	TOT		
Dick Ambrose	714	465	224	689	2	11	13	3	1	4	653	285	288	177	750	-36	
Janet R. Burnside	799	467	195	662	0	2	2	1	4	5	685	315	329	132	776	+23	
Deena R. Calabrese	780	443	150	593	0	8	8	1	5	6	616	333	299	125	757	+23	
Brian J. Corrigan	489	447	201	648	3	4	7	1	6	7	491	294	218	134	646	-157	
Peter J. Corrigan	704	471	201	672	4	4	8	1	3	4	657	302	315	102	719	-15	
Michael P. Donnelly	750	457	251	708	1	5	6	0	2	2	675	290	348	145	783	-33	
Carolyn B. Friedland	765	452	218	670	1	1	2	3	2	5	666	330	286	153	769	-4	
Stuart A. Friedman	839	453	230	683	2	4	6	0	6	6	661	335	350	176	861	-22	
Nancy A. Fuerst	735	252	98	350	1	5	6	1	1	2	578	204	247	56	507	+228	
Eileen A. Gallagher	328	460	181	641	1	1	2	1	3	4	416	241	201	111	553	-225	
Eileen T. Gallagher	757	502	176	678	0	4	4	1	1	2	653	305	329	148	782	-25	
Hollie L. Gallagher	681	468	155	623	2	5	7	1	2	3	662	298	259	85	642	+39	
Daniel Gaul	940	462	229	691	5	5	10	1	1	2	749	321	346	215	882	+58	
Lance T. Mason	813	459	191	650	1	9	10	1	7	8	690	355	301	117	773	+40	
David T. Matia	744	463	221	684	0	6	6	0	1	1	720	308	291	109	708	+36	
Bridget M. McCafferty	386	464	200	664	1	8	9	0	0	0	652	142	148	108	398	-12	
Timothy McCormick	670	487	206	693	3	6	9	1	7	8	585	344	301	133	778	-108	
Nancy R. McDonnell	417	425	181	606	2	6	8	2	0	2	426	236	260	101	597	-180	
Timothy J. McGinty	609	504	205	709	0	9	9	1	1	2	653	268	315	82	665	-56	
Richard J. McMonagle	782	424	134	558	0	1	1	0	1	1	577	431	240	92	763	+19	
Timothy E. McMonagle	742	455	189	644	3	4	7	0	10	10	683	290	304	109	703	+39	
John P. O'Donnell	638	433	92	525	1	3	4	4	2	6	553	317	240	53	610	+28	
John J. Russo	630	464	219	683	0	2	2	1	2	3	631	287	285	110	682	-52	
Joseph D. Russo	772	451	181	632	1	1	2	0	6	6	669	297	306	132	735	+37	
Michael J. Russo	695	448	181	629	0	3	3	2	1	3	651	259	297	117	673	+22	
Nancy Margaret Russo	487	474	168	642	2	1	3	1	5	6	675	189	191	74	454	+33	
Shirley Strickland Saffold	774	471	216	687	3	8	11	0	2	2	688	302	298	173	773	+1	
Brendan J. Sheehan	624	467	214	681	3	15	18	3	0	3	727	265	198	115	578	+46	
Ronald Suster	860	455	246	701	3	4	7	0	2	2	710	287	330	234	851	+9	
John D. Sutula	892	457	194	651	2	4	6	1	2	3	693	300	375	175	850	+42	
Kathleen Ann Sutula	612	471	203	674	3	3	6	0	2	2	637	234	266	149	649	-37	
Joan Synenberg	787	445	217	662	0	7	7	0	5	5	698	320	307	124	751	+36	
Steven J. Terry	843	466	203	669	6	7	13	0	6	6	676	314	346	176	836	+7	
José A. Villanueva	792	452	184	636	5	6	11	0	6	6	673	302	368	85	755	+37	
<b>TOTALS</b>	23850	15434	6554	21988	61	172	233	32	105	137	21829	9900	9782	4327	24009	-159	

## *Corrections/Adjustments*

# CUYAHOGA COUNTY COMMON PLEAS COURT

## Corrections / Adjustments

There was a minor error in the *New Marsh. Of Lien/Quite Title/Partition Case Filings by Month, Total New Judicial Foreclosure Filings by Month for Year 2010 and Total New Judicial Foreclosure Filings 1996-2010* for the month of January 2010.

The following charts reflect the **original** and **corrected** numbers.

