



***Statistics Report
March 2009***

***Nancy R. McDonnell
Administrative and Presiding Judge***

TABLE OF CONTENTS

Criminal Statistics

Newly Filed, Re-Activated And Transferred In Cases _____ 4

Yearly Criminal Terminations _____ 5

Pending Criminal Cases End of Period _____ 6

Clearance Rate _____ 7

Arrest to Disposition Timeline _____ 8

Average Arrest to Disposition Timeline (Jail Cases) _____ 9

Average Arrest to Disposition timeline (Non-Jail Cases) _____ 10

Average Arrest to Disposition Timeline (Jail and Non-Jail Cases) _____ 11

Yearly Average Arrest to Disposition Timeline _____ 12

Arraignment Statistics _____ 13

Foreclosure Statistics

Total Pending Judicial Foreclosure Cases Referred to Magistrates (A) _____ 15

Total Pending Judicial Foreclosure Cases Referred to Magistrates (B) _____ 16

Total Pending Judicial Foreclosure Cases Referred to Magistrates (C) _____ 17

Total Pending Judicial Foreclosure Cases Referred to Magistrates (D) _____ 18

Pending Tax Lien & Certificate Cases Referred to Magistrates (A) _____ 19

Pending Tax Lien & Certificate Cases Referred to Magistrates (B) _____ 20

Pending Tax Lien & Certificate Cases Referred to Magistrates (C) _____ 21

Percentage of Pending Judicial Foreclosure Cases By Filing Year _____ 22

Judicial Foreclosure Clearance Rate Year 2006 _____ 23

Judicial Foreclosure Clearance Rate Year 2007 _____ 24

Judicial Foreclosure Clearance Rate Year 2008 _____ 25

Judicial Foreclosure Clearance Rate Year 2009 _____ 26

Avg. Number of Days to Disp. (Excl. Bank. Stays & Tax Lien & Tax Cert.) _____ 27

Avg. Number of Days to Disp. (Excl. Bank. Stays & Incl. Tax Lien & Tax Cert.) _____ 28

Total New Judicial Foreclosure Filings _____ 29

New Marsh of Lien./Quiet Title/Partition Filings by Month for 2007 – 2009 YTD _____ 30

New Tax Lien & Certificate Filings by Month for Year 2007 – 2009 YTD _____ 31

Total New Judicial Foreclosure Filings by Month for Year 2007 – 2009 YTD _____ 32

Magistrate’s Monthly Report _____ 33

Report CMSR1062 - Judicial Foreclosure Statistics by Judge _____ 41

Monthly Summary _____ 48

Year to Date Summary _____ 50

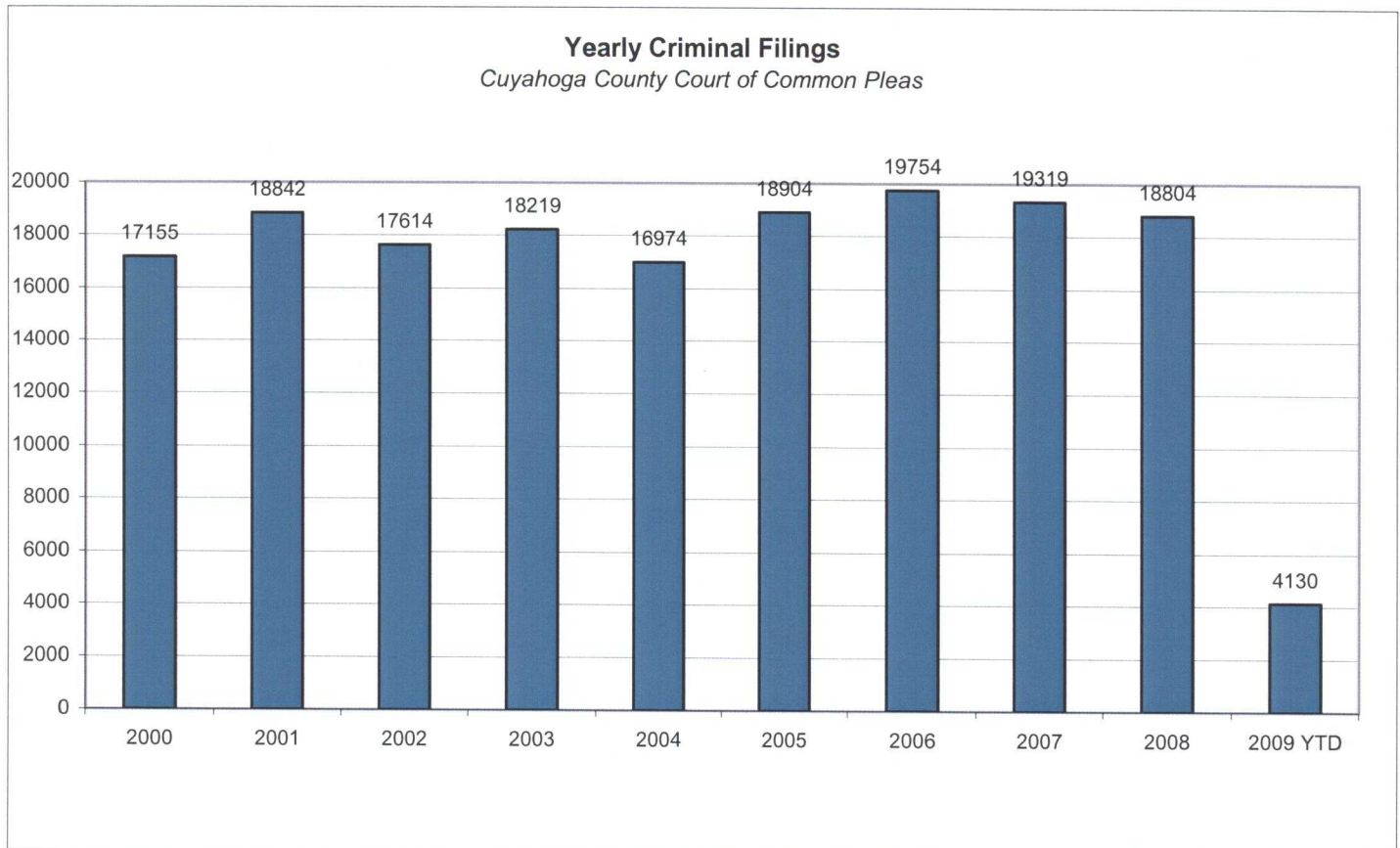
Corrections/Adjustments _____ 52

Criminal Case Statistics

CUYAHOGA COUNTY COMMON PLEAS COURT

Newly Filed, Re-Activated And Transferred In Cases

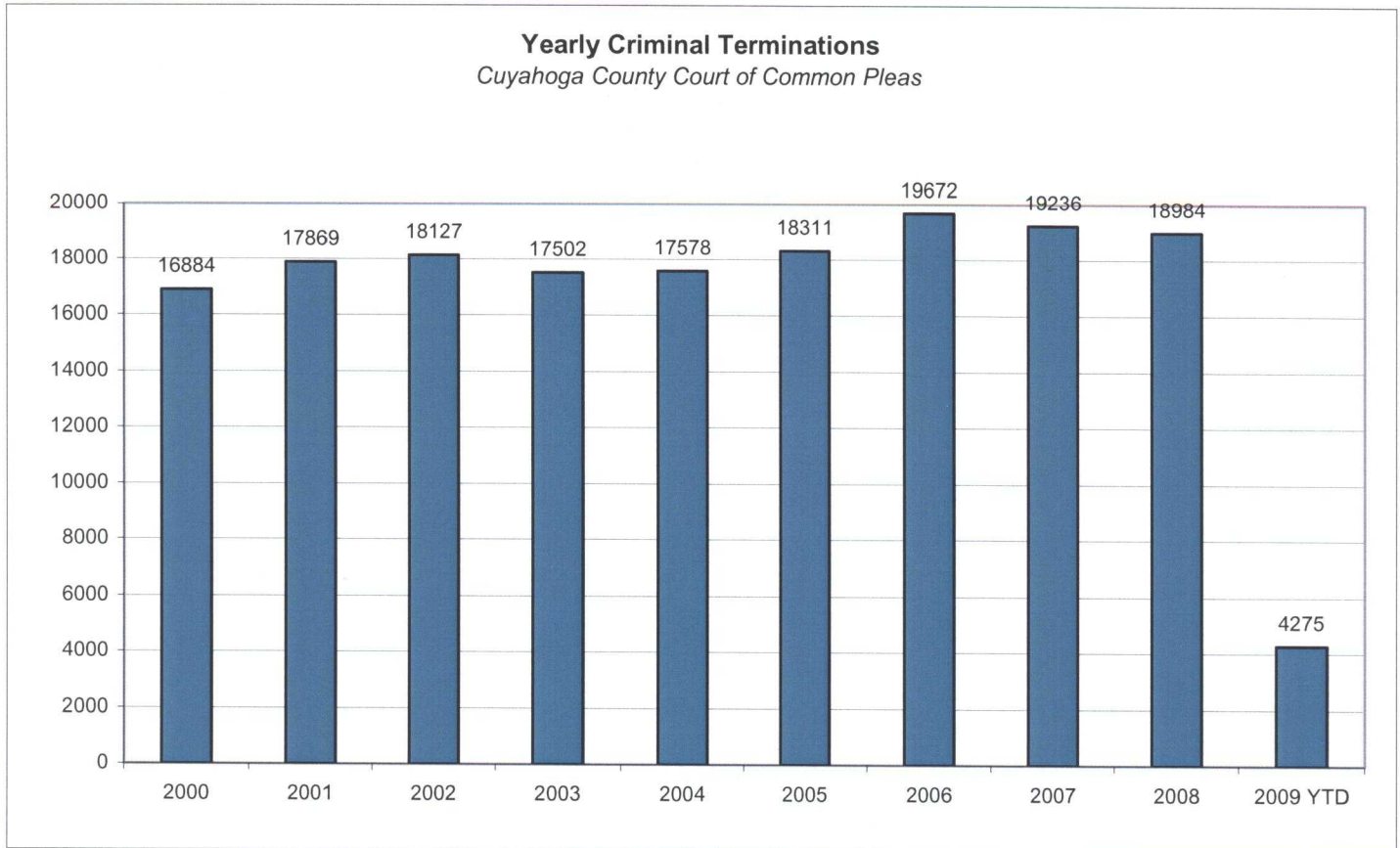
The following chart is a representation of all newly filed cases in Cuyahoga County Court of Common Pleas from 2000 – March 2009. Newly filed cases are defined as having been arraigned and assigned to a Judge. Cases that are re-activated are cases where a defendant was unavailable for trial but has now become ready to proceed. Transferred cases are moved from one Judge's docket to another. This could be due to re-assignment to a mental health Judge or after additional information indicates that by Court rule, the case should have been assigned to another Judge.



CUYAHOGA COUNTY COMMON PLEAS COURT

Yearly Criminal Terminations

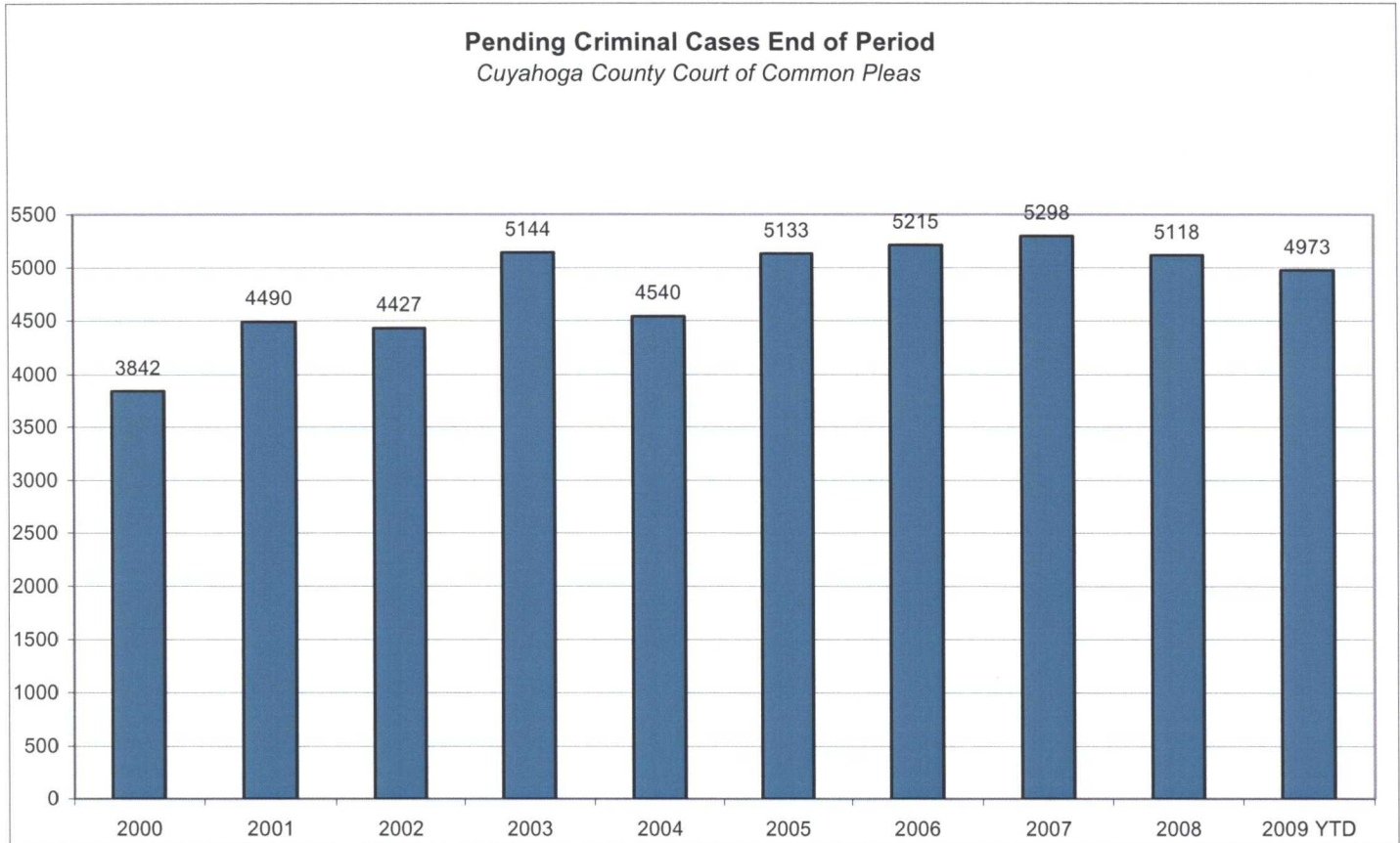
The following chart represents the cases that have been terminated by the Court from 2000 – March 2009. These are all cases that have been terminated by trial, plea or dismissal. Also cases where a defendant has become unavailable for trial or sentencing are reported as terminated.



CUYAHOGA COUNTY COMMON PLEAS COURT

Pending Criminal Cases End of Period

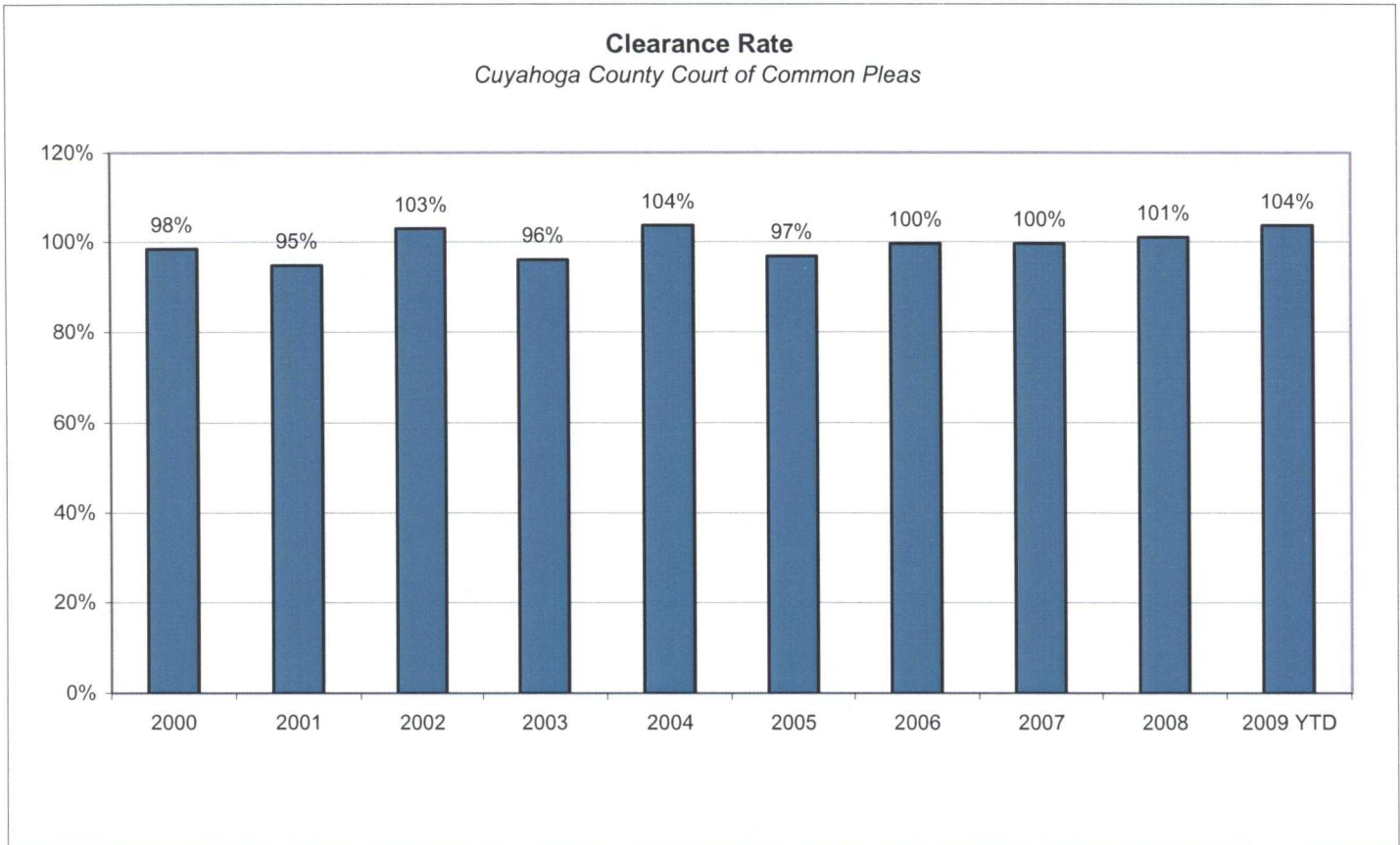
The following chart represents the total number of cases pending at the end of the reporting period from 2000 – March 2009. Taking the total number of cases pending at the beginning of the period, adding all newly filed, re-activated and transferred in cases arrives at the total pending value. The total number of cases that have been terminated in the period are then subtracted from the total pending to give the value pending at the end of the period.



CUYAHOGA COUNTY COMMON PLEAS COURT

Clearance Rate

The Clearance Rate is the number of outgoing cases as a percentage of the number of incoming cases. Clearance rate measures whether the court is keeping up with its incoming caseload. If cases are not disposed in a timely manner, a backlog of cases awaiting disposition will grow. A Clearance Rate of 100% indicates that at least as many cases as have been filed, reopened, or reactivated in a period have been disposed.



Arrest to Disposition Timeline

Arrest to disposition timeline is a method to measure how felony cases flow through the Cuyahoga County Criminal Justice System. By capturing how long a case takes to move from stage to stage, we can examine where problems may exist and where potential improvements in case processing can be made.

The source data was extracted from the Cuyahoga County Court of Common Pleas Case Management System. The overall population of sample data was based on cases terminated in a given month excluding cases that have gone through diversion programs. A case is defined as a defendant and all charges involved in a single incident. The time period for the extracted data is from March 2009.

The stages examined were:

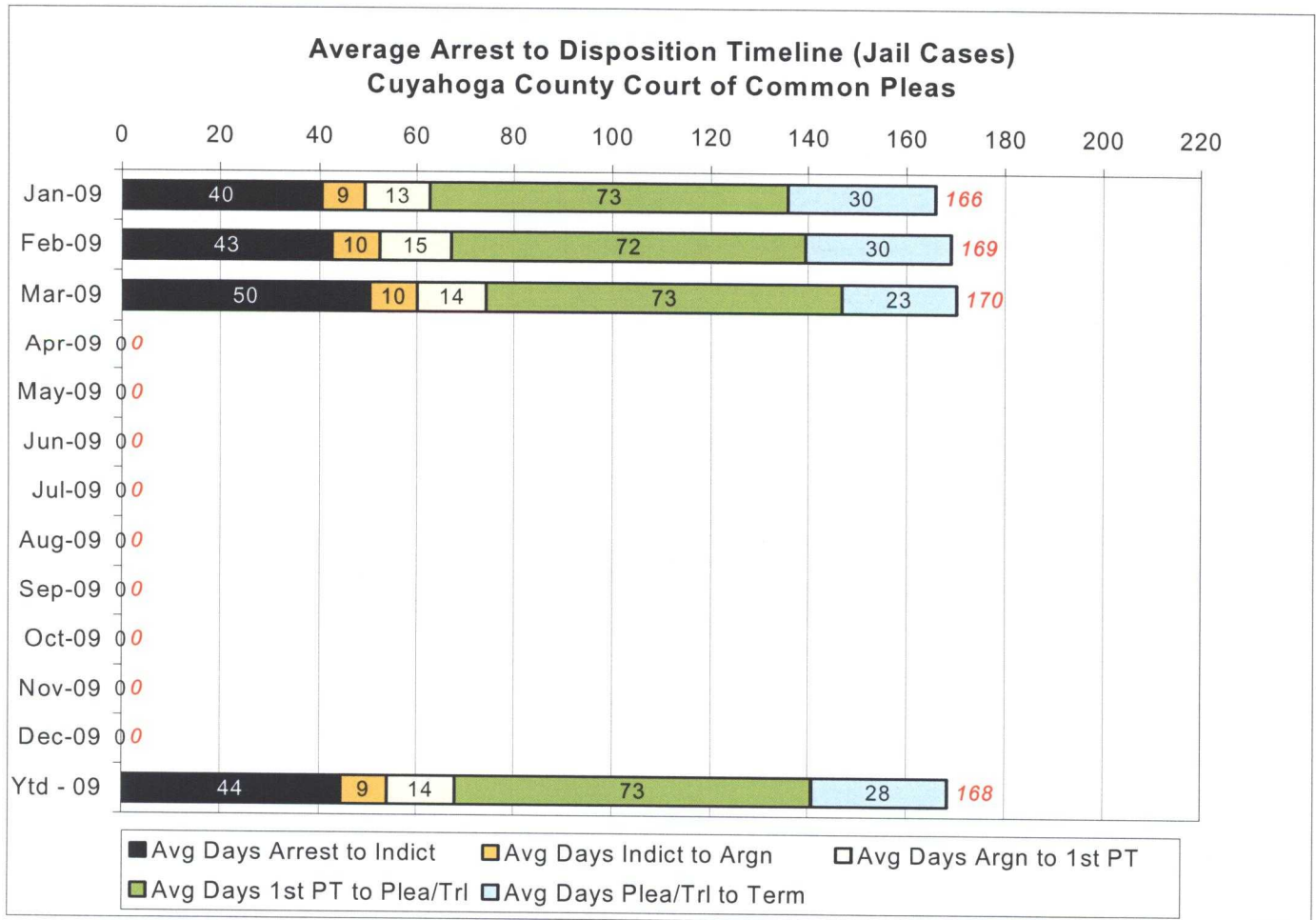
Arrest to Indictment
Indictment to Arraignment
Arraignment to 1st Pre-Trial
1st Pre-Trial to Plea/Trial
Plea/Trial to Termination

Due to the fact that each case may or may not have all of the stage date elements, a method to arrive at stage averages was applied. For a case to be included in the average for a stage there would need to be both dates for the given stage. A case would be included in the Arrest to Indictment stage if both arrest date and indictment date were available. This method was applied to each of the five stages. Next we calculated the total number of cases that met the date criteria for each of the ranges and also the total number of days between each date. To arrive at an average, the total number of days for each case in each range was calculated and divided by the total number of cases that met the date criteria. If a case had a time period or periods where the defendant was capiased or referred to the Psych Clinic, that amount of time was subtracted from the appropriate range.

The following three charts are for Jail, Non-Jail and combined Jail and Non-Jail cases. Jail and Non-Jail cases are defined by the status of the defendant at arraignment.

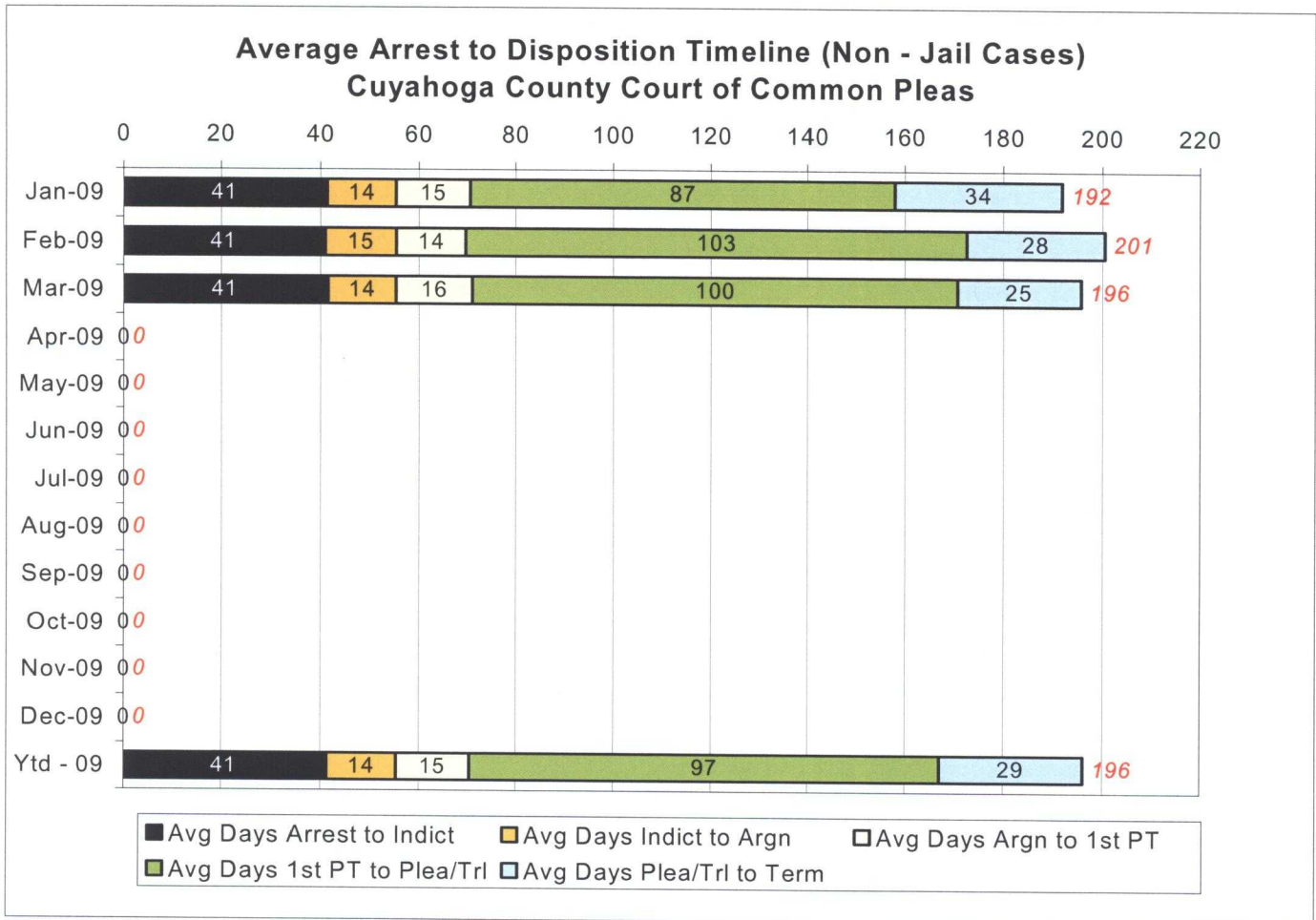
CUYAHOGA COUNTY COMMON PLEAS COURT

Average Arrest to Disposition Timeline (Jail Cases)



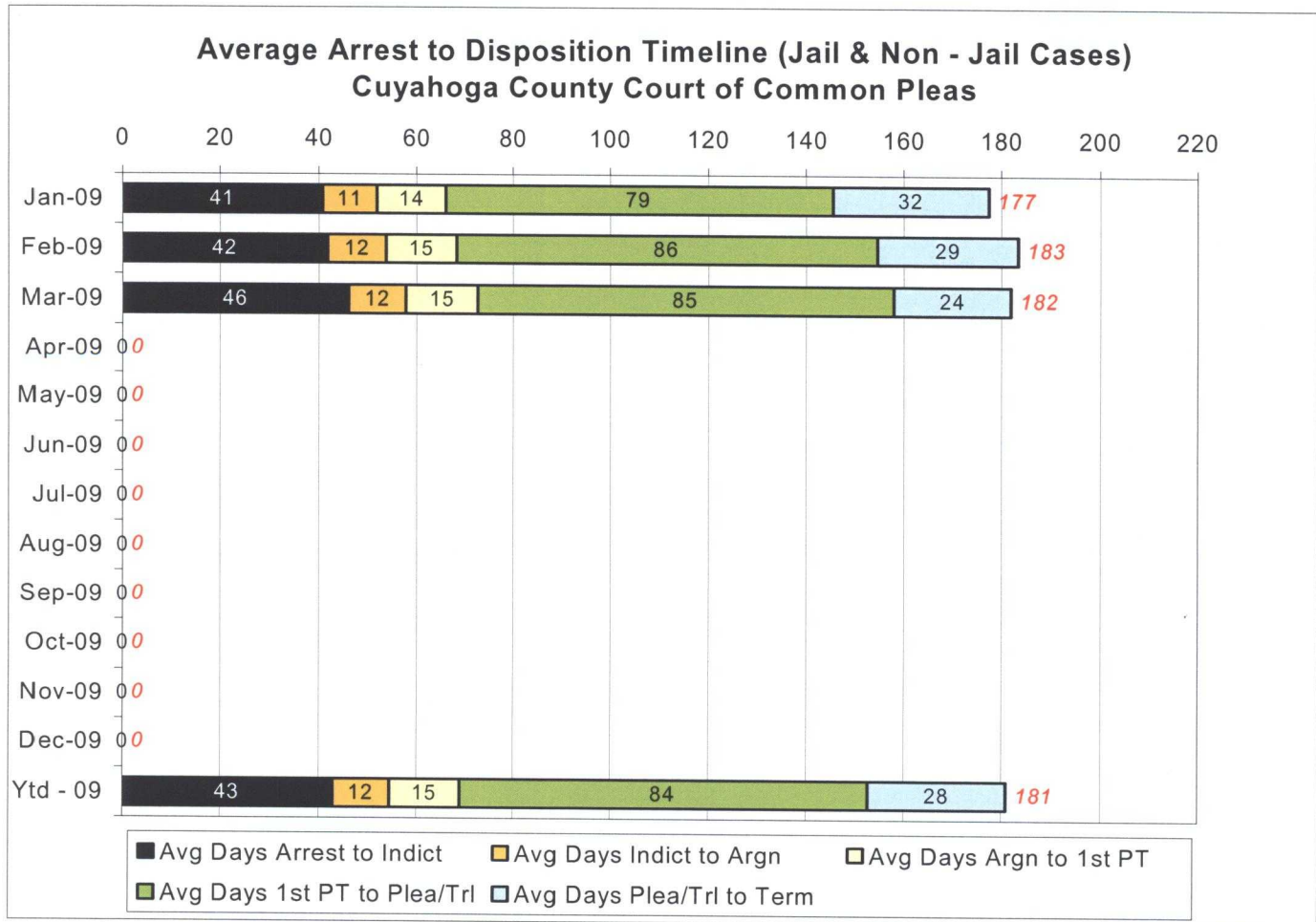
CUYAHOGA COUNTY COMMON PLEAS COURT

Average Arrest to Disposition timeline (Non-Jail Cases)



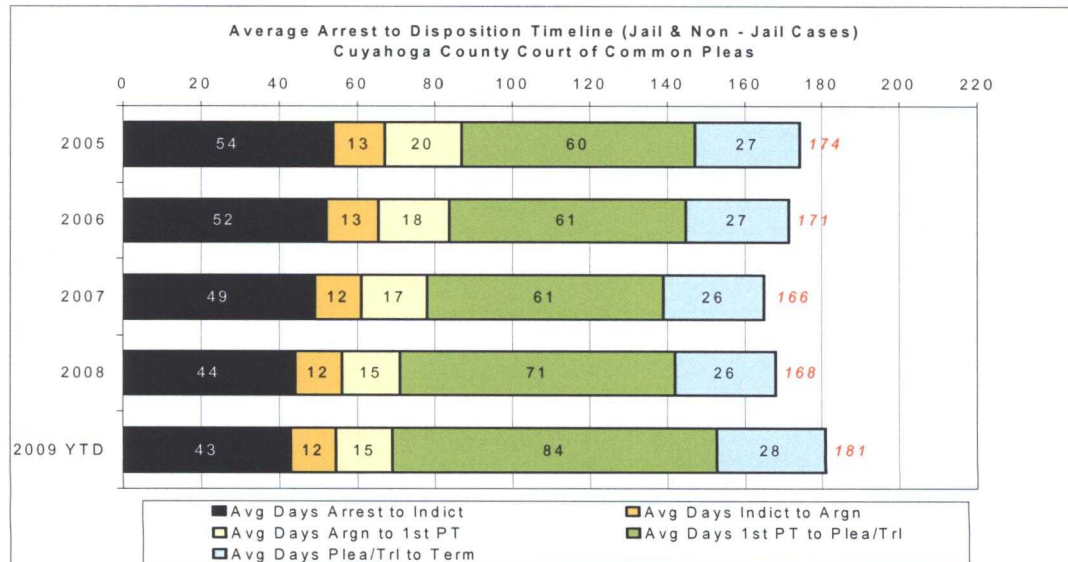
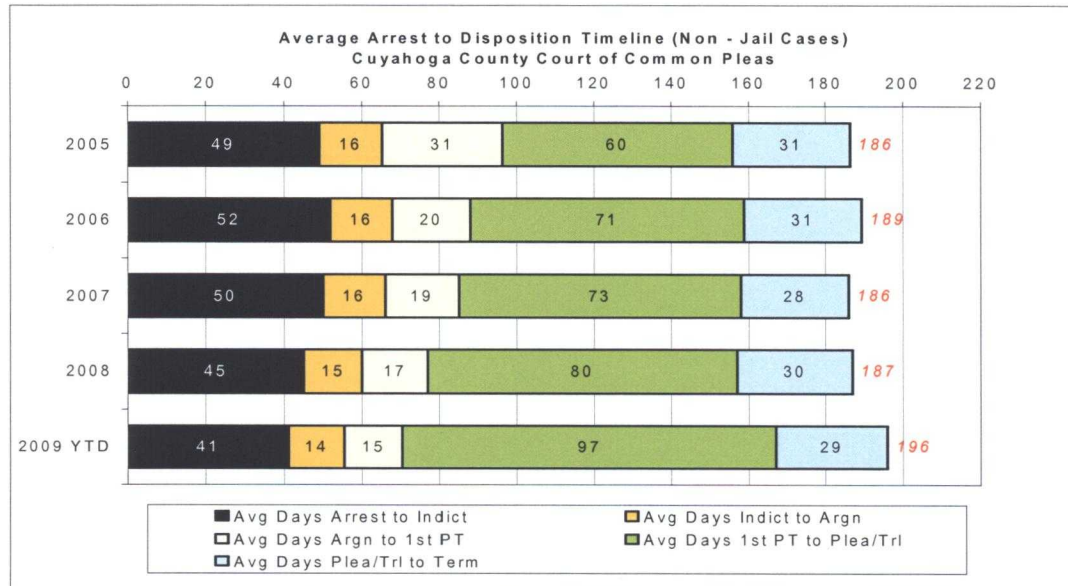
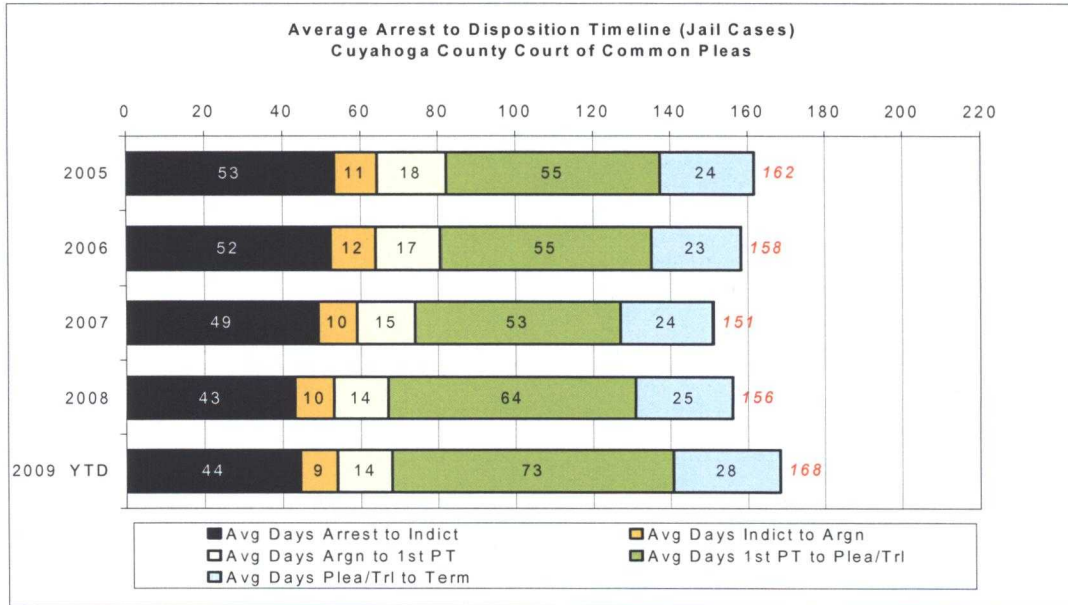
CUYAHOGA COUNTY COMMON PLEAS COURT

Average Arrest to Disposition Timeline (Jail and Non-Jail Cases)



CUYAHOGA COUNTY COMMON PLEAS COURT

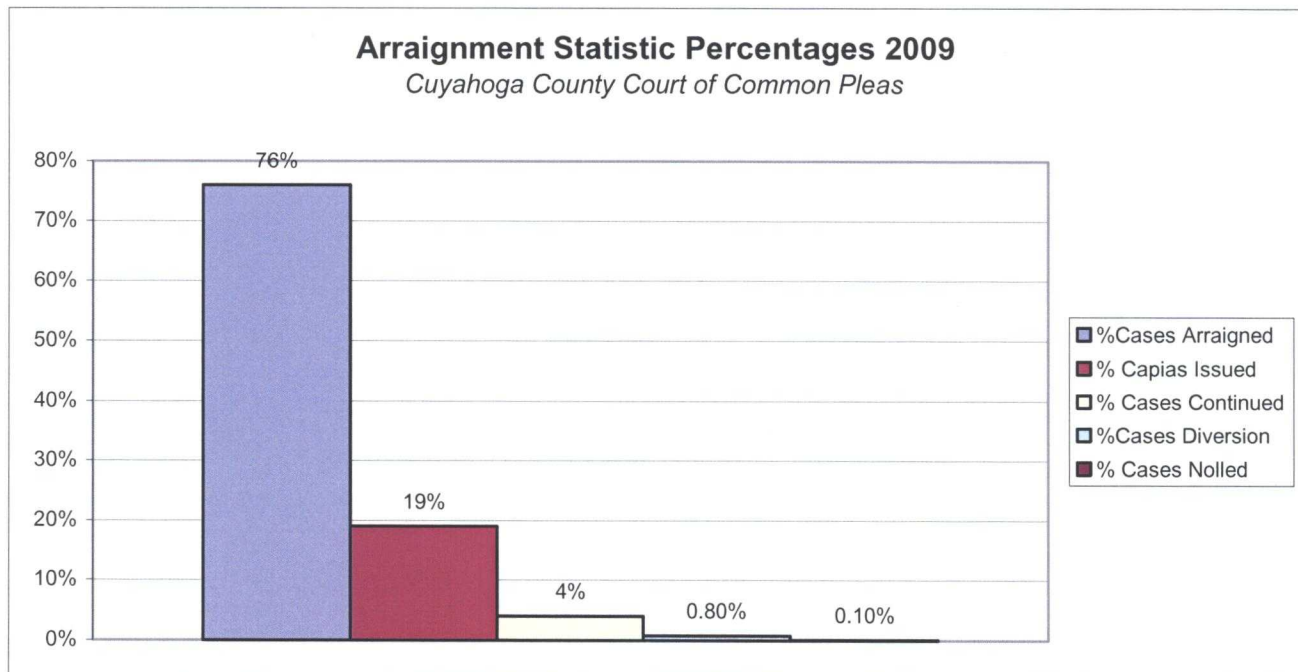
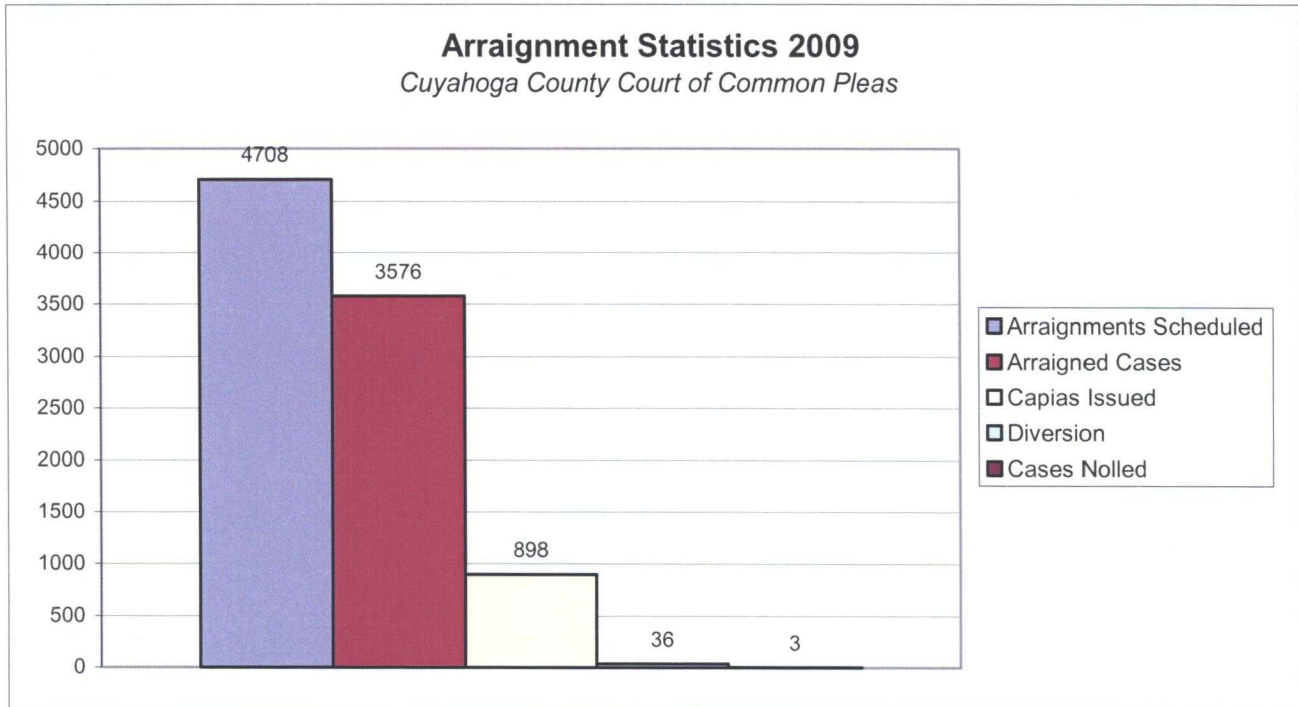
Yearly Average Arrest to Disposition Timeline



CUYAHOGA COUNTY COMMON PLEAS COURT

Arraignment Statistics

The arraignment statistics were provided by the Criminal Records Department. They are provided to give a representation of arraignment activity in the Court in 2009. These statistics include jail and non – jail arraignments.



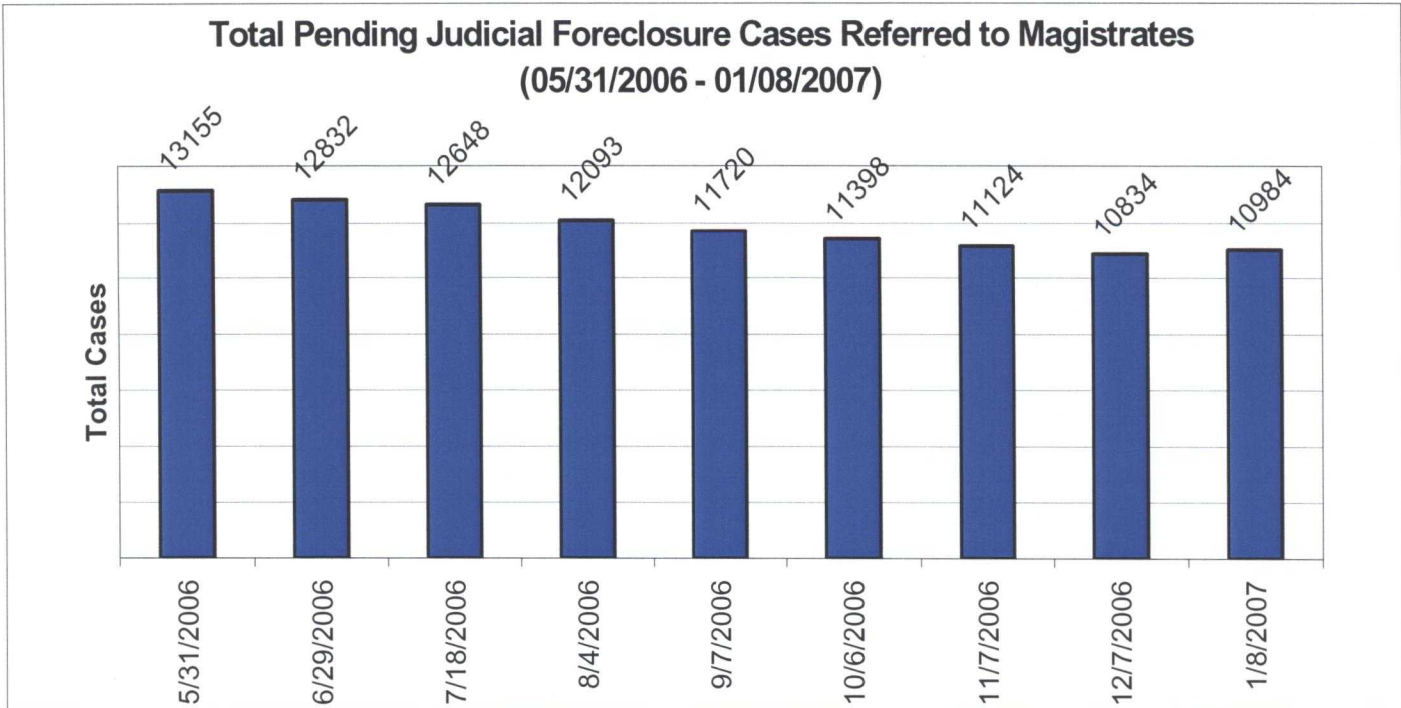
Judicial Foreclosure Statistics¹

¹ For clarification purposes, Foreclosure cases in this report are identified as Judicial Foreclosure filings (filing codes 1460 (Foreclosure Marsh. Of Lien), 1465(Tax Lien), 1466 (Tax Certificate), 1470 (Quiet Title), and 1480 (Partition)). These cases are different from Board of Revision Foreclosures, which are not reported here.

CUYAHOGA COUNTY COMMON PLEAS COURT

Total Pending Judicial Foreclosure Cases Referred to Magistrates (A)

The following chart is a display of the total number of pending Judicial Foreclosure cases referred to the Magistrates on specific dates. The table below shows the number of these cases pending for each year since 1990:

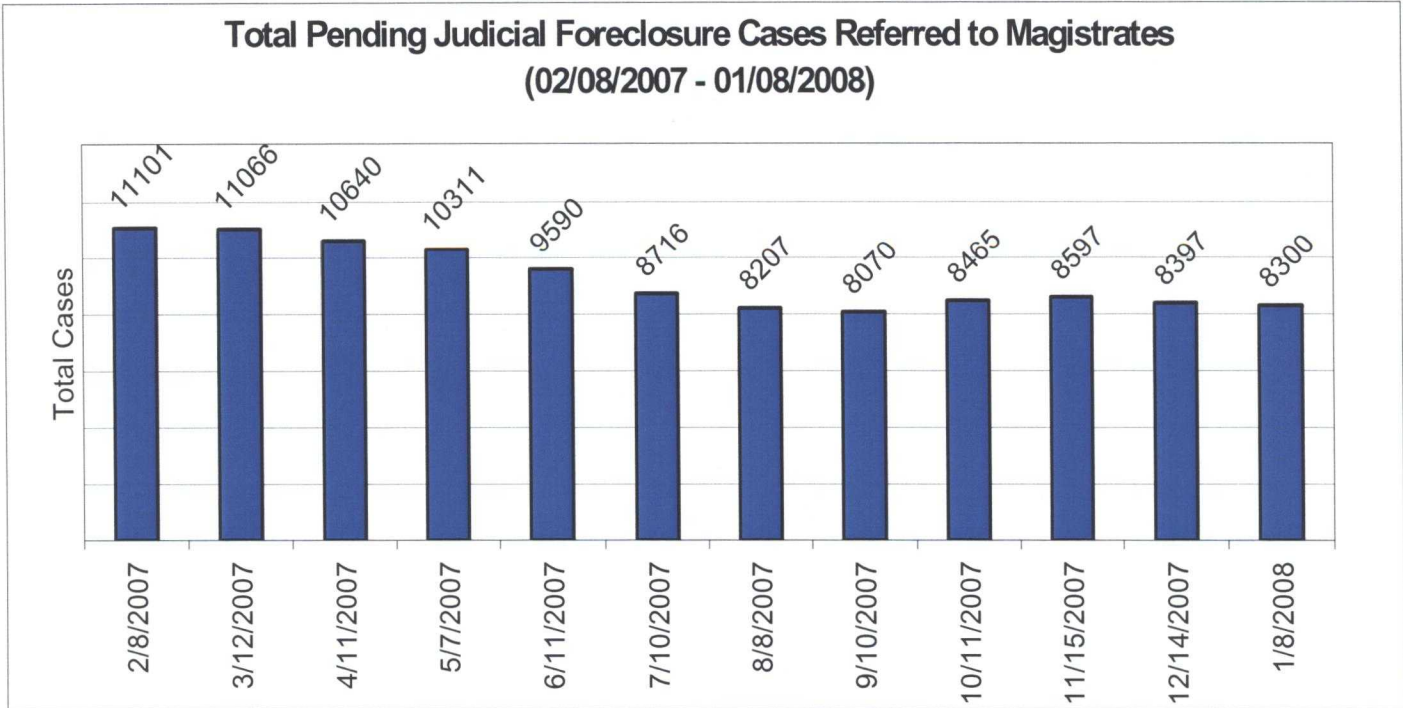


	As of:	5/31/2006	6/29/2006	7/18/2006	8/4/2006	9/7/2006	10/6/2006	11/7/2006	12/7/2006	1/8/2007
Year										
1990		0	0	0	0	0	0	0	0	0
1991		0	0	0	0	0	1	1	1	1
1992		0	0	0	0	0	0	0	0	0
1993		0	0	0	0	0	0	0	0	0
1994		0	0	0	0	0	0	0	0	0
1995		0	0	1	1	1	1	1	0	0
1996		2	1	1	2	2	1	1	1	1
1997		1	1	1	0	0	0	0	0	0
1998		3	2	2	1	1	1	1	1	1
1999		13	12	12	9	9	9	6	5	4
2000		43	39	34	29	23	20	18	15	8
2001		122	107	99	87	76	70	54	49	43
2002		405	351	325	278	248	210	172	157	144
2003		702	602	549	482	414	361	304	262	238
2004		1788	1549	1380	1224	1047	922	802	663	552
2005		5653	5004	4603	4057	3529	2884	2428	1897	1611
2006		4423	5164	5641	5923	6370	6918	7336	7783	8360
2007		0	0	0	0	0	0	0	0	21
Total		13155	12832	12648	12093	11720	11398	11124	10834	10984

CUYAHOGA COUNTY COMMON PLEAS COURT

Total Pending Judicial Foreclosure Cases Referred to Magistrates (B)

The following chart is a display of the total number of pending Judicial Foreclosure cases referred to the Magistrates on specific dates. The table below shows the number of these cases pending from each year since 1990.

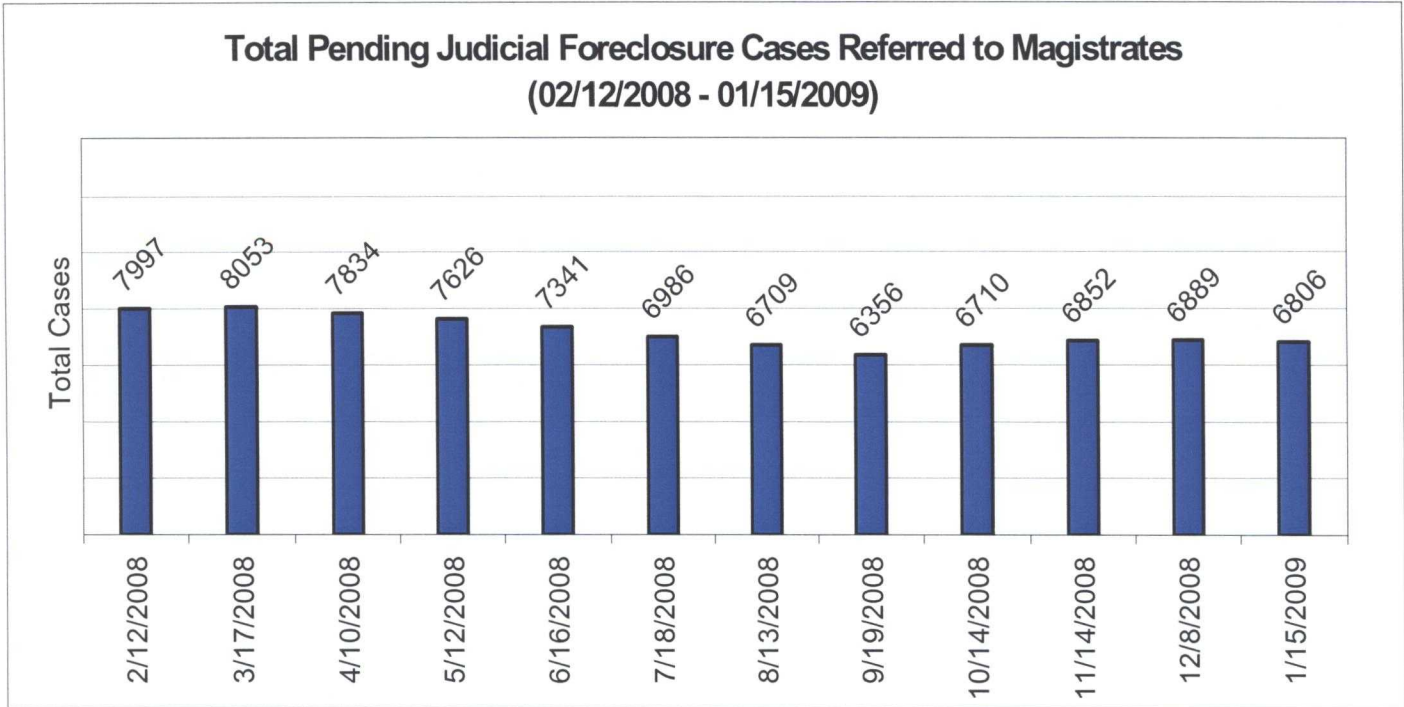


	As of:	2/8/2007	3/12/2007	4/11/2007	5/7/2007	6/11/2007	7/10/2007	8/8/2007	9/10/2007	10/11/2007	11/15/2007	12/14/2007	1/8/2008
Year													
1990		0	0	0	0	0	0	0	0	0	0	0	0
1991		1	1	0	0	0	0	0	0	0	0	0	0
1992		0	0	0	0	0	0	0	0	0	0	0	0
1993		0	0	0	0	0	1	1	1	1	1	1	0
1994		0	0	0	0	0	1	1	1	1	1	1	0
1995		0	0	0	0	0	0	0	0	0	0	0	0
1996		1	1	1	1	1	1	0	0	0	0	0	0
1997		0	0	0	0	0	0	0	0	0	0	0	0
1998		1	1	1	1	1	1	1	1	1	1	1	0
1999		3	1	2	1	0	0	0	0	0	0	0	0
2000		9	4	6	5	4	3	1	1	1	1	2	2
2001		37	31	28	23	15	11	9	11	12	12	12	10
2002		122	112	95	81	75	64	55	48	51	47	45	37
2003		212	197	182	159	130	105	94	87	82	84	70	65
2004		482	435	380	331	283	224	196	174	160	163	144	134
2005		1329	1169	945	855	712	508	418	359	338	311	282	252
2006		7478	6591	5336	4568	3538	2588	1972	1534	1341	1120	907	786
2007		1426	2523	3664	4286	4831	5209	5459	5853	6477	6856	6932	6899
2008													115
Total		11101	11066	10640	10311	9590	8716	8207	8070	8465	8597	8397	8300

CUYAHOGA COUNTY COMMON PLEAS COURT

Total Pending Judicial Foreclosure Cases Referred to Magistrates (C)

The following chart is a display of the total number of pending Judicial Foreclosure cases referred to the Magistrates on specific dates. The table below shows the number of these cases pending from each year since 1990.

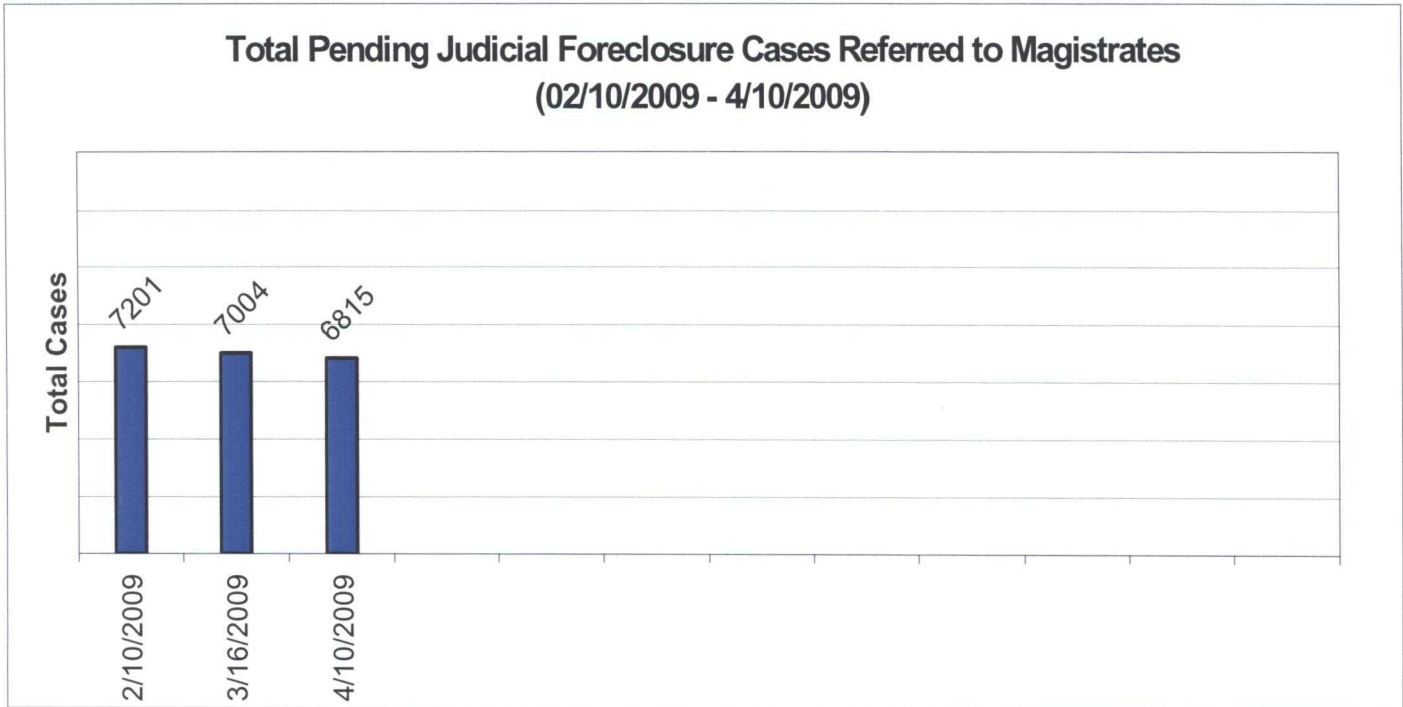


	As of:	2/12/2008	3/17/2008	4/10/2008	5/12/2008	6/16/2008	7/18/2008	8/13/2008	9/19/2008	10/14/2008	11/14/2008	12/8/2008	1/15/2009
Year													
1990		0	0	0	0	0	0	0	0	0	0	0	0
1991		0	0	0	0	0	0	0	0	0	0	0	0
1992		0	0	0	0	0	0	0	0	0	0	0	0
1993		0	0	0	0	0	0	0	0	0	0	0	0
1994		0	0	0	0	0	0	0	0	0	0	0	0
1995		0	0	0	0	0	0	0	0	0	0	0	0
1996		0	0	0	0	0	0	0	0	0	0	0	0
1997		0	0	0	0	0	0	0	0	0	0	0	0
1998		0	0	0	0	0	0	0	0	0	0	0	0
1999		0	0	0	0	0	0	0	0	0	0	0	0
2000		2	2	2	0	0	0	0	0	0	2	2	2
2001		8	7	6	4	4	4	5	4	5	3	3	2
2002		34	22	21	20	18	15	14	9	9	8	6	3
2003		56	48	40	35	22	19	16	15	12	8	9	10
2004		111	90	80	74	58	53	47	35	29	24	20	22
2005		225	160	136	116	89	76	72	52	49	39	36	25
2006		607	513	431	363	299	254	224	192	180	158	136	113
2007		5504	4468	3533	2685	1975	1479	1183	903	830	667	565	443
2008		1450	2743	3585	4329	4876	5086	5148	5146	5596	5943	6112	6186
Total		7997	8053	7834	7626	7341	6986	6709	6356	6710	6852	6889	6806

CUYAHOGA COUNTY COMMON PLEAS COURT

Total Pending Judicial Foreclosure Cases Referred to Magistrates (D)

The following chart is a display of the total number of pending Judicial Foreclosure cases referred to the Magistrates on specific dates. The table below shows the number of these cases pending from each year since 1990.

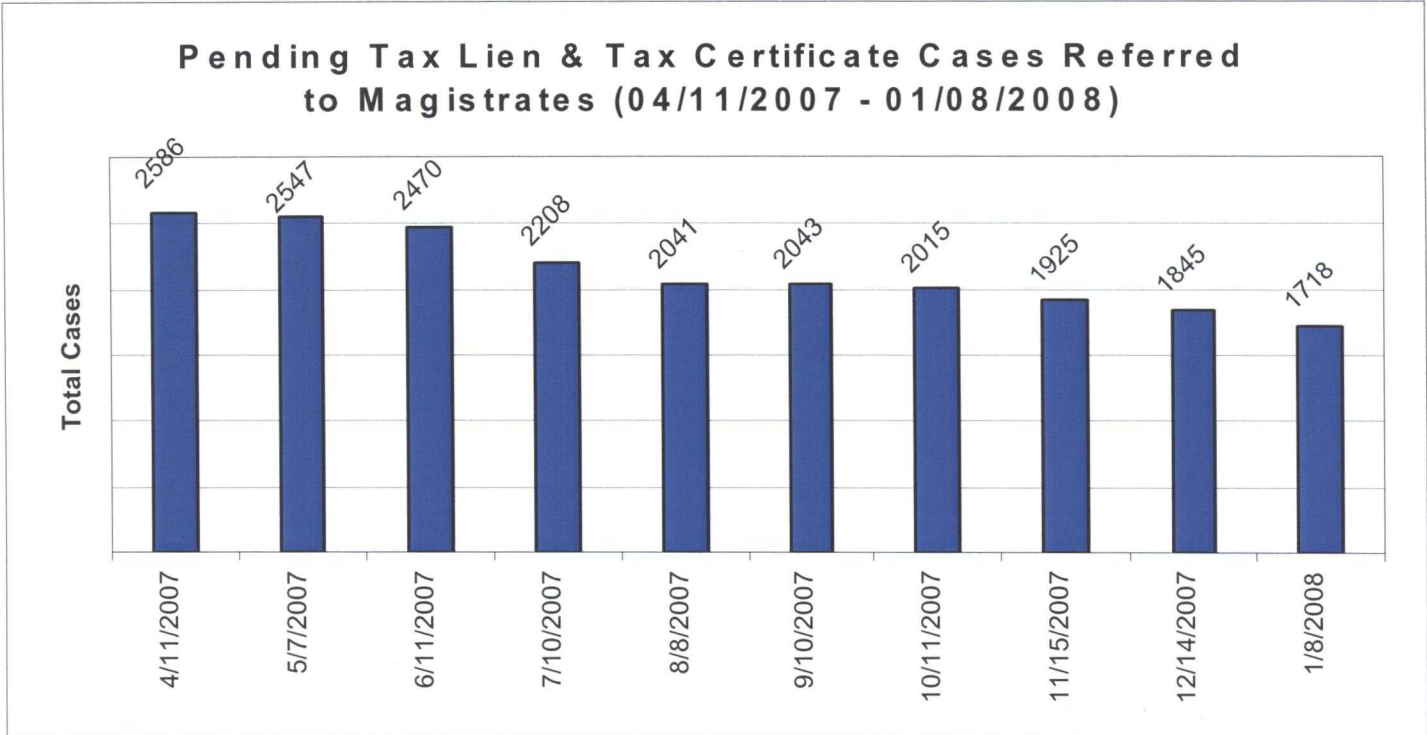


	As of:	2/10/2009	3/16/2009	4/10/2009									
Year													
1990		0	0	0									
1991		0	0	0									
1992		0	0	0									
1993		0	0	0									
1994		0	0	0									
1995		0	0	0									
1996		0	0	0									
1997		0	0	0									
1998		0	0	0									
1999		0	0	0									
2000		2	2	2									
2001		2	1	1									
2002		3	2	3									
2003		10	12	14									
2004		20	16	15									
2005		22	19	20									
2006		106	90	84									
2007		399	314	263									
2008		5533	4356	3585									
2009		1104	2192	2828									
Total		7201	7004	6815									

CUYAHOGA COUNTY COMMON PLEAS COURT

Pending Tax Lien & Certificate Cases Referred to Magistrates (A)

The following chart is a display of the number of pending tax Judicial Foreclosure cases referred to the Magistrates on specific dates. The table below shows the number of pending tax Judicial Foreclosure cases in each year since 1990.




	As of:	4/11/2007	5/7/2007	6/11/2007	7/10/2007	8/8/2007	9/10/2007	10/11/2007	11/15/2007	12/14/2007	1/8/2008
Year											
1990		0	0	0	0	0	0	0	0	0	0
1991		0	0	0	0	0	0	0	0	0	0
1992		0	0	0	0	0	0	0	0	0	0
1993		0	0	0	0	0	0	0	0	0	0
1994		0	0	0	0	0	0	0	0	0	0
1995		0	0	0	0	0	0	0	0	0	0
1996		1	1	1	1	0	0	0	0	0	0
1997		0	0	0	0	0	0	0	0	0	0
1998		1	1	1	1	1	1	1	1	1	0
1999		0	0	0	0	0	0	0	0	0	0
2000		1	1	1	1	0	0	0	0	0	0
2001		10	7	7	7	6	6	6	6	6	6
2002		45	41	37	35	33	32	31	29	28	24
2003		78	70	65	51	46	42	38	36	32	29
2004		231	203	189	148	135	122	108	104	94	83
2005		520	491	453	325	272	244	224	209	193	176
2006		1202	1150	1056	892	770	673	604	533	484	424
2007		497	582	660	747	778	923	1003	1007	1007	962
2008											14
Total		2586	2547	2470	2208	2041	2043	2015	1925	1845	1718

CUYAHOGA COUNTY COMMON PLEAS COURT

Pending Tax Lien & Certificate Cases Referred to Magistrates (B)

The following chart is a display of the number of pending tax Judicial Foreclosure cases referred to the Magistrates on specific dates. The table below shows the number of pending tax Judicial Foreclosure cases in each year since 1990.

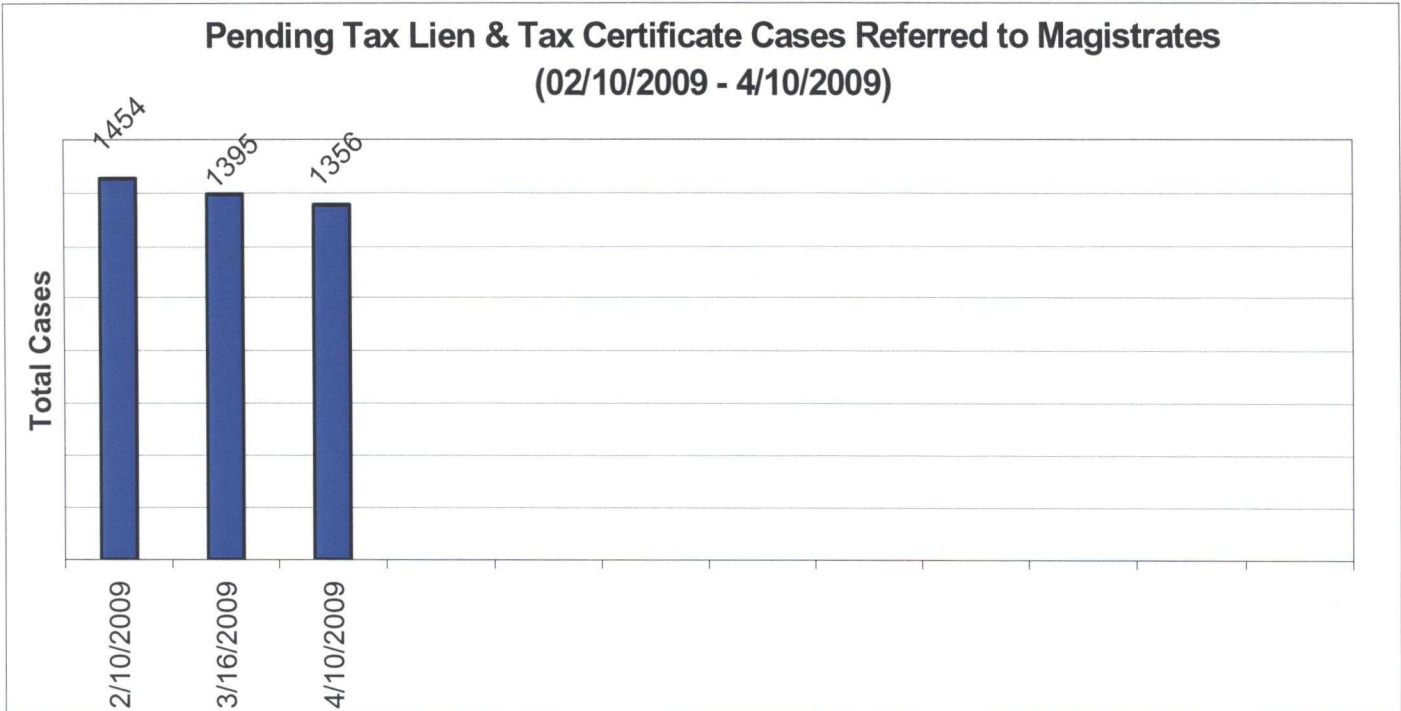


	As of:	2/12/2008	3/17/2008	4/10/2008	5/12/2008	6/16/2008	7/18/2008	8/13/2008	9/19/2008	10/14/2008	11/14/2008	12/8/2008	1/15/2009
Y e a r													
1990		0	0	0	0	0	0	0	0	0	0	0	0
1991		0	0	0	0	0	0	0	0	0	0	0	0
1992		0	0	0	0	0	0	0	0	0	0	0	0
1993		0	0	0	0	0	0	0	0	0	0	0	0
1994		0	0	0	0	0	0	0	0	0	0	0	0
1995		0	0	0	0	0	0	0	0	0	0	0	0
1996		0	0	0	0	0	0	0	0	0	0	0	0
1997		0	0	0	0	0	0	0	0	0	0	0	0
1998		0	0	0	0	0	0	0	0	0	0	0	0
1999		0	0	0	0	0	0	0	0	0	0	0	0
2000		0	0	0	0	0	0	0	0	0	1	1	1
2001		5	4	4	4	4	4	4	3	4	3	3	2
2002		23	12	11	10	9	7	6	4	3	2	5	0
2003		26	17	14	13	8	5	3	1	0	0	0	1
2004		69	51	44	39	26	24	21	14	9	8	5	5
2005		159	104	87	73	52	42	35	22	17	10	10	9
2006		344	274	219	175	136	118	95	70	60	52	50	39
2007		791	654	532	424	350	304	262	211	193	150	131	88
2008		95	127	213	262	306	381	424	401	408	641	819	1305
T o t a l		1512	1243	1124	1000	891	885	850	726	694	867	1024	1450

CUYAHOGA COUNTY COMMON PLEAS COURT

Pending Tax Lien & Certificate Cases Referred to Magistrates (C)

The following chart is a display of the number of pending tax Judicial Foreclosure cases referred to the Magistrates on specific dates. The table below shows the number of pending tax Judicial Foreclosure cases in each year since 1990.

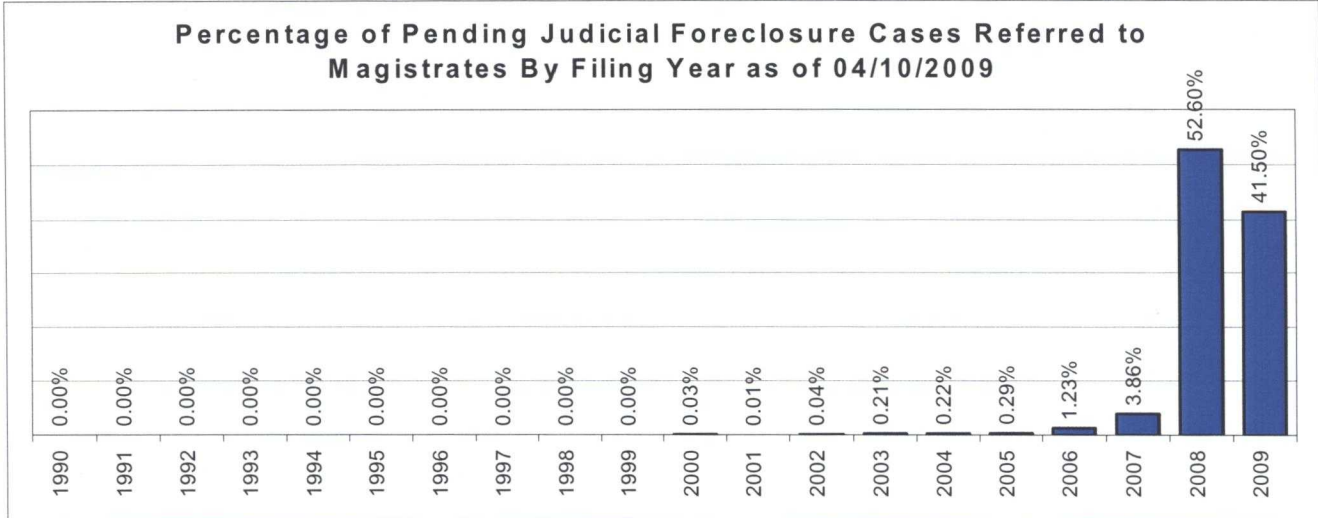


Year	As of:	2/10/2009	3/16/2009	4/10/2009									
1990		0	0	0									
1991		0	0	0									
1992		0	0	0									
1993		0	0	0									
1994		0	0	0									
1995		0	0	0									
1996		0	0	0									
1997		0	0	0									
1998		0	0	0									
1999		0	0	0									
2000		1	1	1									
2001		2	1	1									
2002		0	0	0									
2003		1	2	2									
2004		4	3	3									
2005		8	4	3									
2006		35	29	24									
2007		77	60	45									
2008		1244	1118	1027									
2009		82	177	250									
Total		1454	1395	1356									

CUYAHOGA COUNTY COMMON PLEAS COURT

Percentage of Pending Judicial Foreclosure Cases By Filing Year

The following chart is a representation of the total number of pending Judicial Foreclosure cases by filing year expressed as a percentage on a specific date. The table below is the supporting data for this chart.

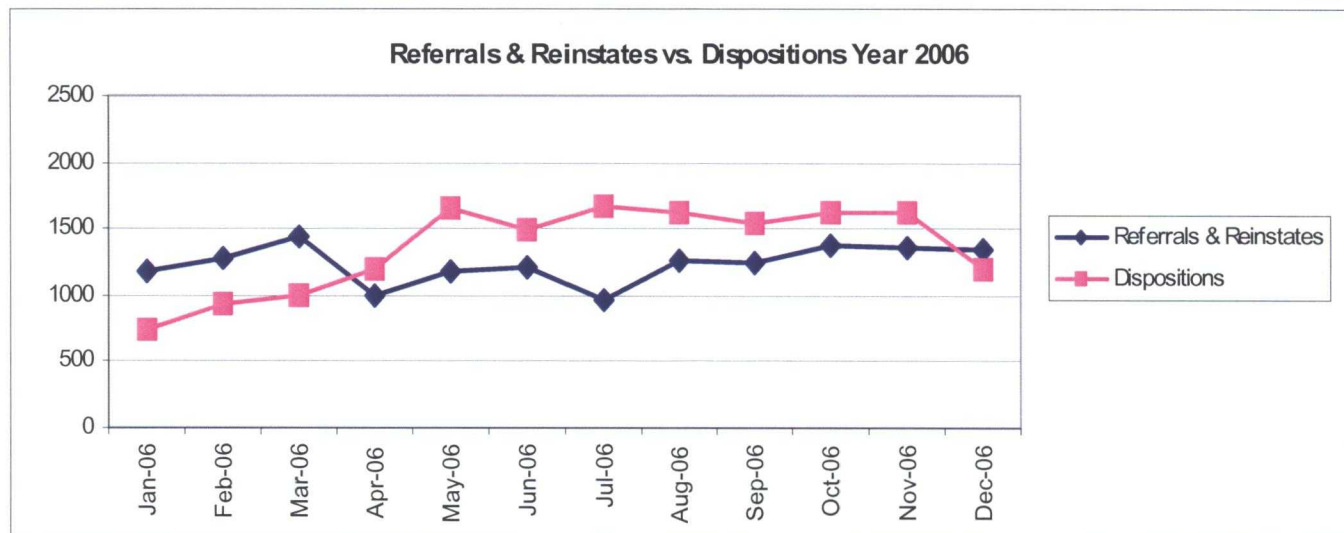


Year	As of:	4/10/2009	% of Total
1990		0	0.00%
1991		0	0.00%
1992		0	0.00%
1993		0	0.00%
1994		0	0.00%
1995		0	0.00%
1996		0	0.00%
1997		0	0.00%
1998		0	0.00%
1999		0	0.00%
2000		2	0.03%
2001		1	0.01%
2002		3	0.04%
2003		14	0.21%
2004		15	0.22%
2005		20	0.29%
2006		84	1.23%
2007		263	3.86%
2008		3585	52.60%
2009		2828	41.50%
Total		6815	100.00%

CUYAHOGA COUNTY COMMON PLEAS COURT

Judicial Foreclosure Clearance Rate Year 2006

The Clearance Rate is the number of outgoing cases as a percentage of the number of incoming cases. Clearance rate measures whether the court is keeping up with its incoming caseload. If cases are not disposed in a timely manner, a backlog of cases awaiting disposition will grow. A Clearance Rate of 100% indicates that at least as many cases as have been filed, reopened, or reactivated in a period have been disposed.

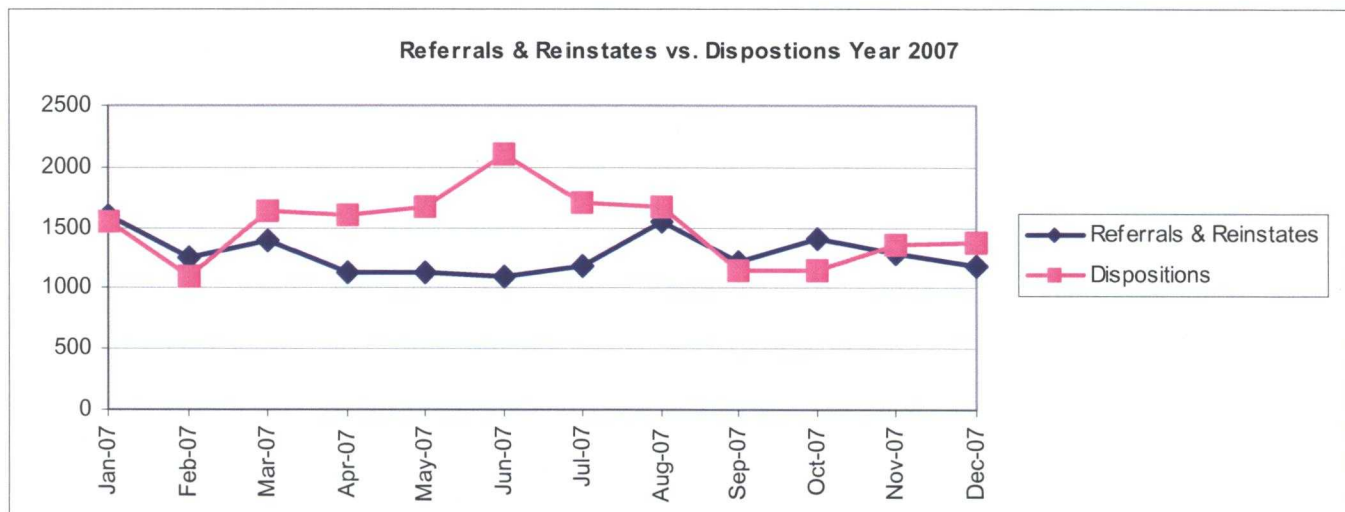


	Referrals & Reinstates	Dispositions	Clearance Rate
Jan-06	1173	743	63%
Feb-06	1275	933	73%
Mar-06	1439	996	69%
Apr-06	997	1198	120%
May-06	1173	1643	140%
Jun-06	1205	1482	123%
Jul-06	970	1669	172%
Aug-06	1252	1616	129%
Sep-06	1246	1537	123%
Oct-06	1367	1619	118%
Nov-06	1352	1624	120%
Dec-06	1343	1193	89%
Avg	1233	1354	112%
Total	14792	16253	

CUYAHOGA COUNTY COMMON PLEAS COURT

Judicial Foreclosure Clearance Rate Year 2007

The Clearance Rate is the number of outgoing cases as a percentage of the number of incoming cases. Clearance rate measures whether the court is keeping up with its incoming caseload. If cases are not disposed in a timely manner, a backlog of cases awaiting disposition will grow. A Clearance Rate of 100% indicates that at least as many cases as have been filed, reopened, or reactivated in a period have been disposed.

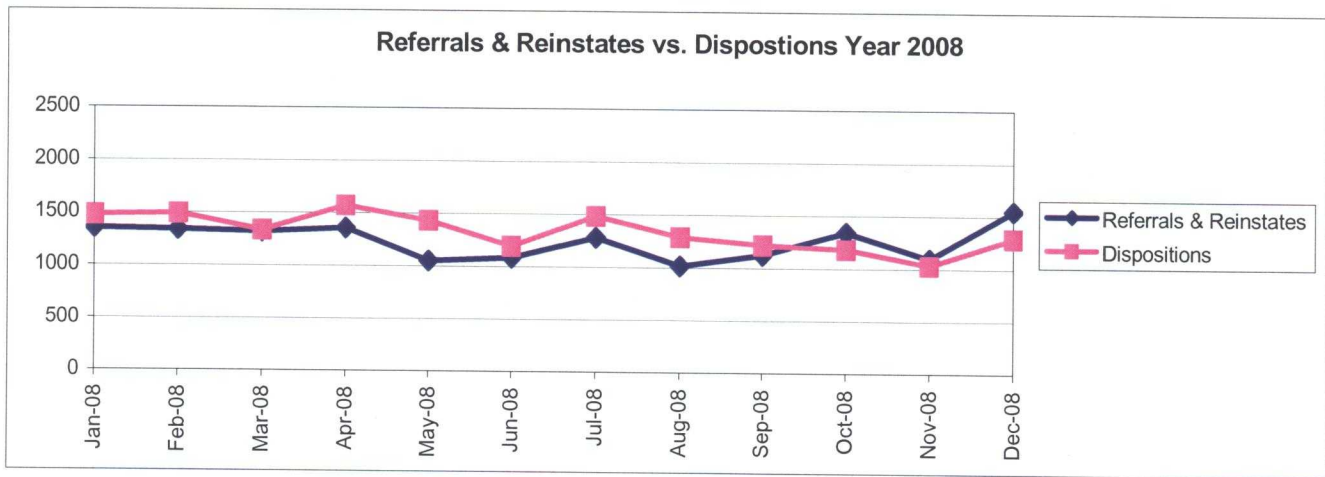


	Referrals & Reinstates	Dispositions	Clearance Rate
Jan-07	1591	1550	97%
Feb-07	1242	1095	88%
Mar-07	1393	1628	117%
Apr-07	1123	1592	142%
May-07	1126	1663	148%
Jun-07	1088	2109	194%
Jul-07	1187	1695	143%
Aug-07	1541	1666	108%
Sep-07	1222	1150	94%
Oct-07	1410	1138	81%
Nov-07	1280	1354	106%
Dec-07	1173	1365	116%
Avg	1281	1500	117%
Total	15376	18005	

CUYAHOGA COUNTY COMMON PLEAS COURT

Judicial Foreclosure Clearance Rate Year 2008

The Clearance Rate is the number of outgoing cases as a percentage of the number of incoming cases. Clearance rate measures whether the court is keeping up with its incoming caseload. If cases are not disposed in a timely manner, a backlog of cases awaiting disposition will grow. A Clearance Rate of 100% indicates that at least as many cases as have been filed, reopened, or reactivated in a period have been disposed.

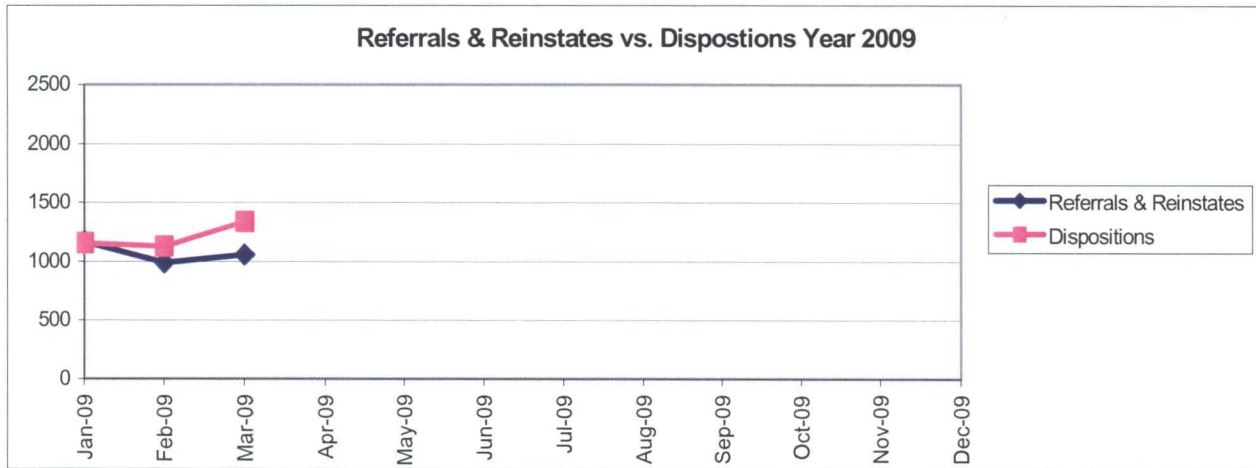
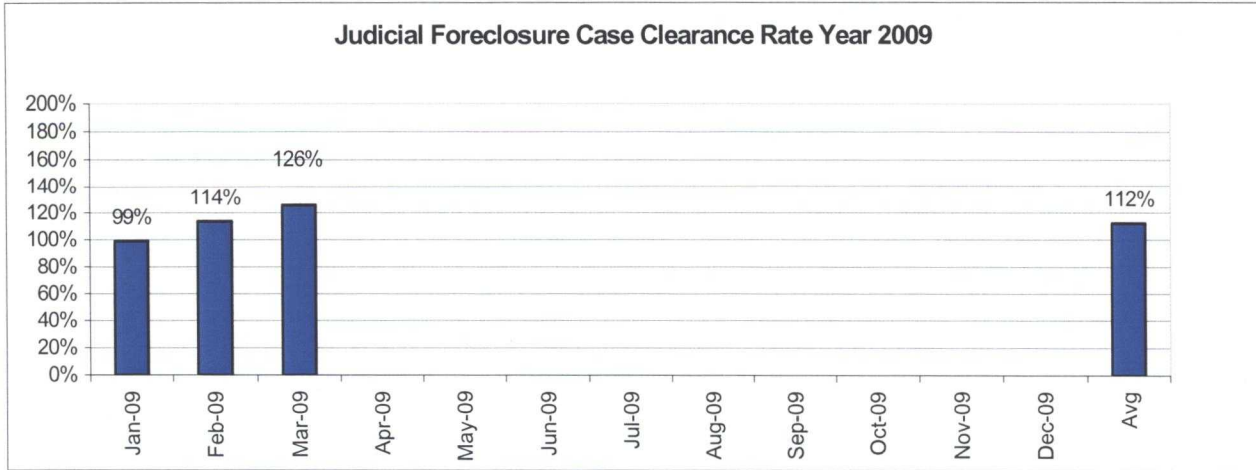


	Referrals & Reinstates	Dispositions	Clearance Rate
Jan-08	1346	1473	109%
Feb-08	1335	1483	111%
Mar-08	1317	1330	101%
Apr-08	1353	1567	116%
May-08	1048	1425	136%
Jun-08	1084	1188	110%
Jul-08	1276	1479	116%
Aug-08	1017	1283	126%
Sep-08	1121	1215	108%
Oct-08	1337	1177	88%
Nov-08	1093	1028	94%
Dec-08	1545	1282	83%
Avg	1239	1328	107%
Total	14872	15930	

CUYAHOGA COUNTY COMMON PLEAS COURT

Judicial Foreclosure Clearance Rate Year 2009

The Clearance Rate is the number of outgoing cases as a percentage of the number of incoming cases. Clearance rate measures whether the court is keeping up with its incoming caseload. If cases are not disposed in a timely manner, a backlog of cases awaiting disposition will grow. A Clearance Rate of 100% indicates that at least as many cases as have been filed, reopened, or reactivated in a period have been disposed.

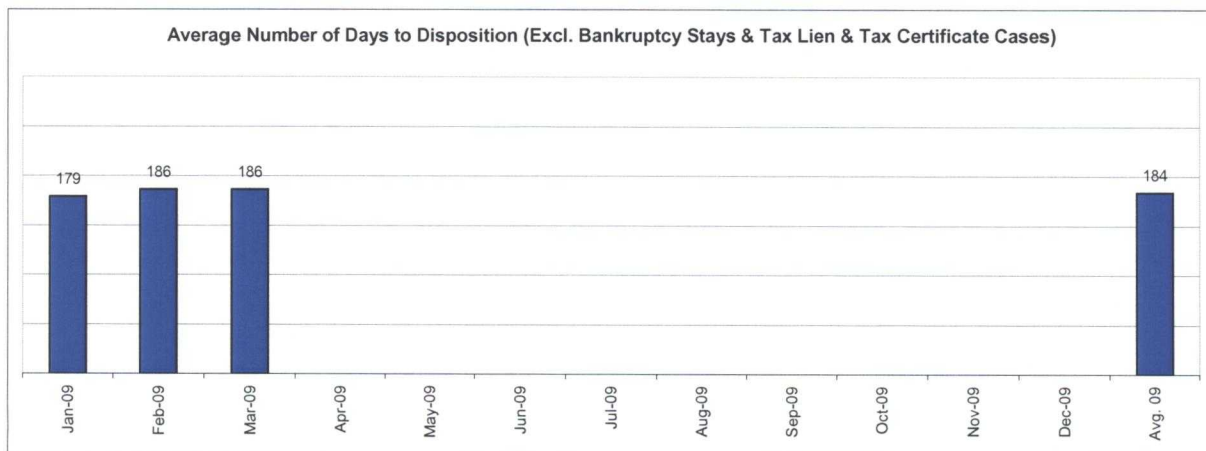
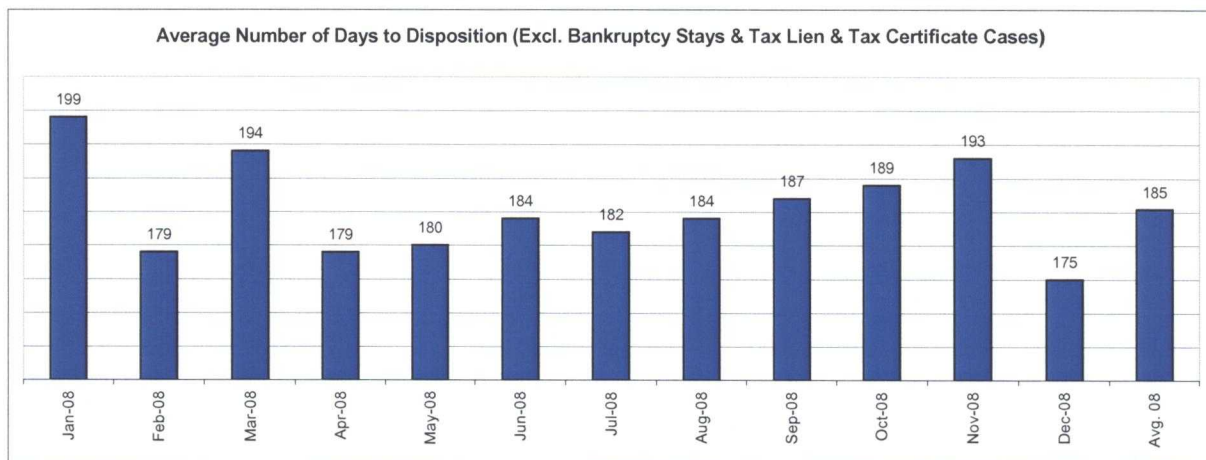
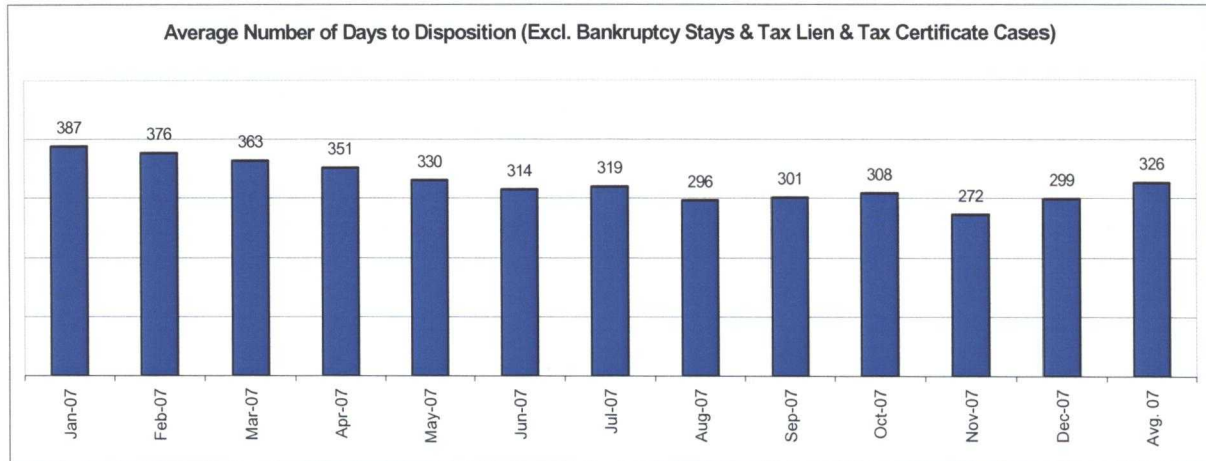


	Referrals & Reinstates	Dispositions	Clearance Rate
Jan-09	1167	1154	99%
Feb-09	991	1127	114%
Mar-09	1058	1331	126%
Apr-09			
May-09			
Jun-09			
Jul-09			
Aug-09			
Sep-09			
Oct-09			
Nov-09			
Dec-09			
Avg	1072	1204	112%
Total	3216	3612	

CUYAHOGA COUNTY COMMON PLEAS COURT

Avg. Number of Days to Disp. (Excl. Bank. Stays & Tax Lien & Tax Cert.)

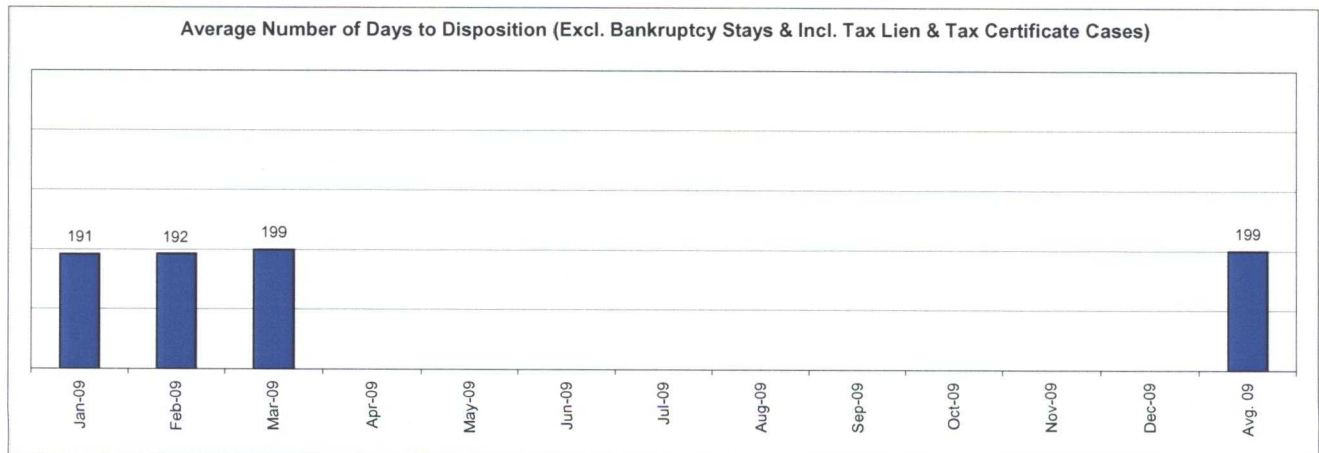
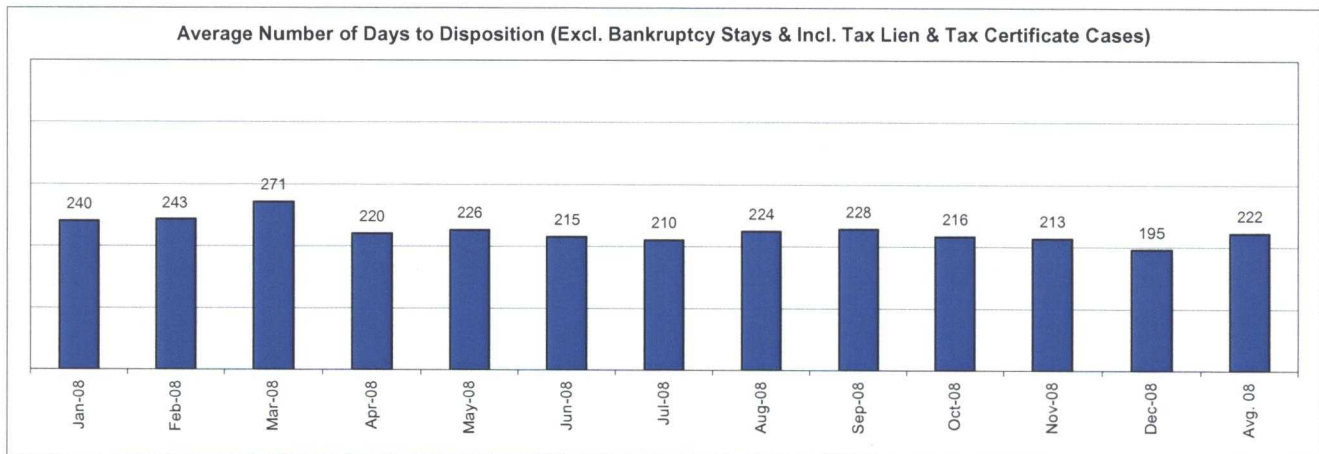
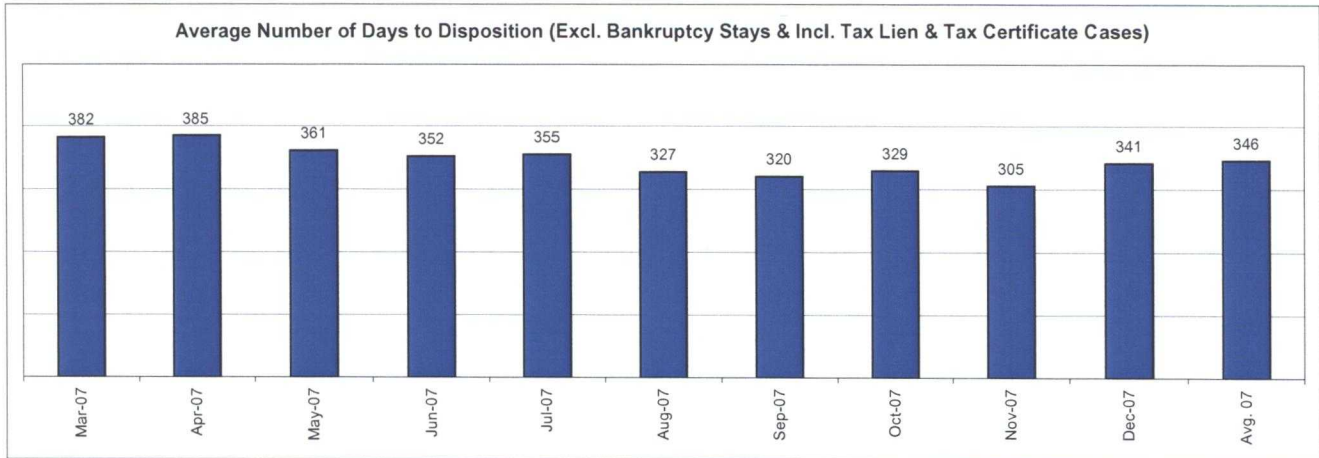
The average number of days to disposition is the number of days from filing to a final disposition entry being filed with the Clerk of Court. The data sample is based on all judicial foreclosure cases terminated by decree or dismissal (cases terminated by bankruptcy are not included) in a month. Each case is examined to determine the number of days between filing and termination with the periods that a case may have been in bankruptcy subtracted. Adding the total days of all of the cases minus bankruptcy periods and dividing by the total number of cases calculates the average. In the following chart, tax judicial foreclosure cases are excluded.



CUYAHOGA COUNTY COMMON PLEAS COURT

Avg. Number of Days to Disp. (Excl. Bank. Stays & Incl. Tax Lien & Tax Cert.)

The average number of days to disposition is the number of days from filing to a final disposition entry being filed with the Clerk of Court. The data sample is based on all Judicial Foreclosure cases terminated by decree or dismissal (cases terminated by bankruptcy are not included) in a month. Each case is examined to determine the number of days between filing and termination with the periods that a case may have been in bankruptcy subtracted. Adding the total days of all of the cases minus bankruptcy periods and dividing by the total number of cases calculates the average. In the following chart, all types of Judicial Foreclosure cases are included.

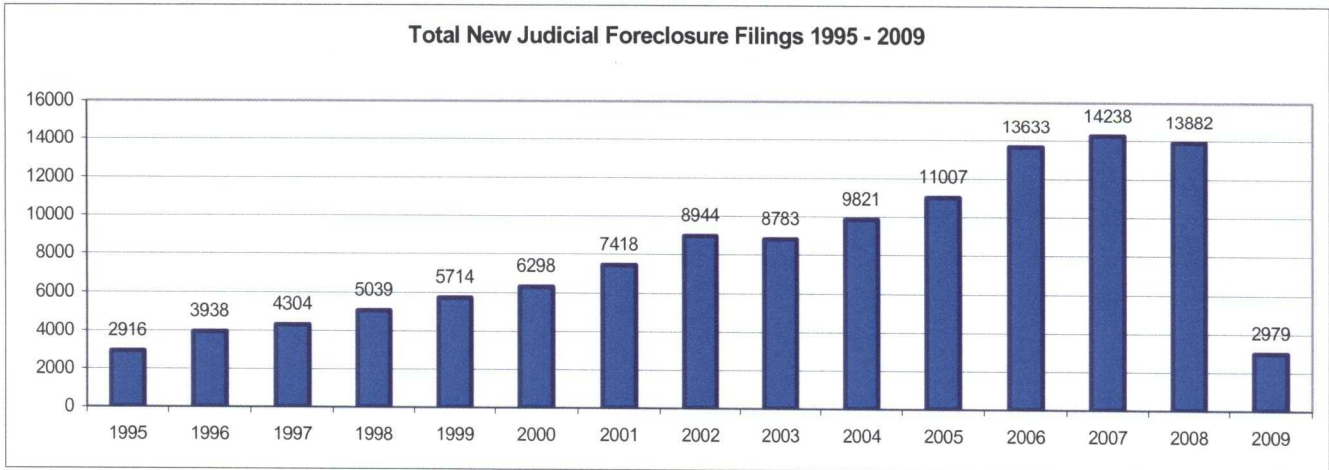


CUYAHOGA COUNTY COMMON PLEAS COURT

Total New Judicial Foreclosure Filings

The following charts are provided as a historical view of new judicial foreclosure filings.

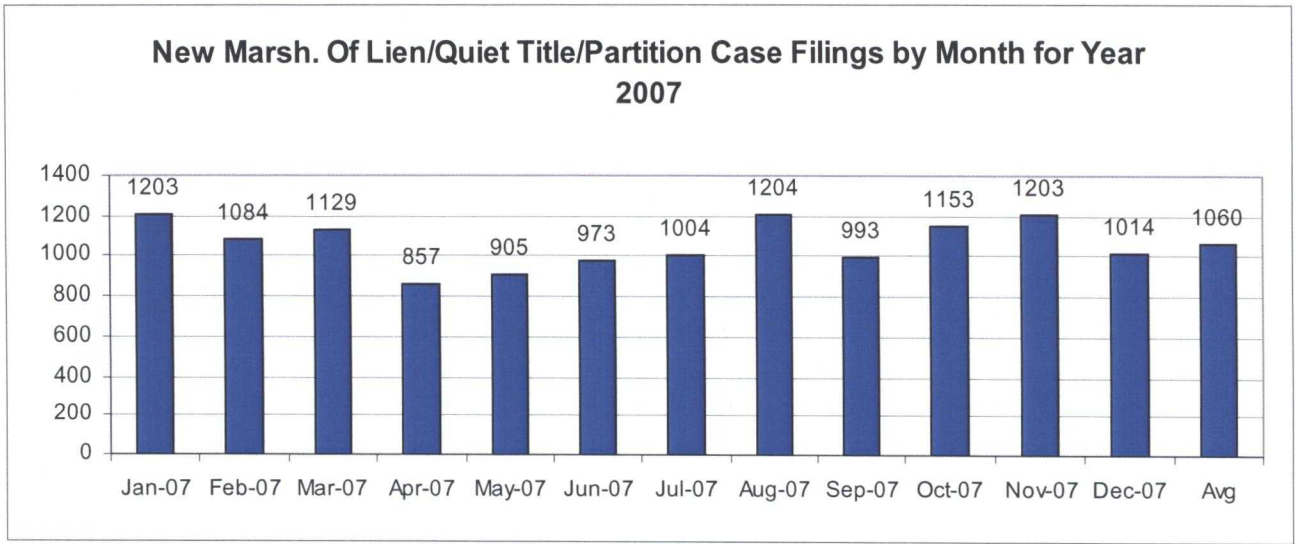
1. Total New Judicial Foreclosure Filings from 1995 – 2009
2. Total New Marsh of Lien/Quite Title/Partition Filings from 2007 – 2009 by Month
3. Total New Tax Lien & Tax Certificate Filings by Month for 2007 – 2009 by Month
4. Total New Judicial Foreclosure Filings from 2007 – 2009 by Month



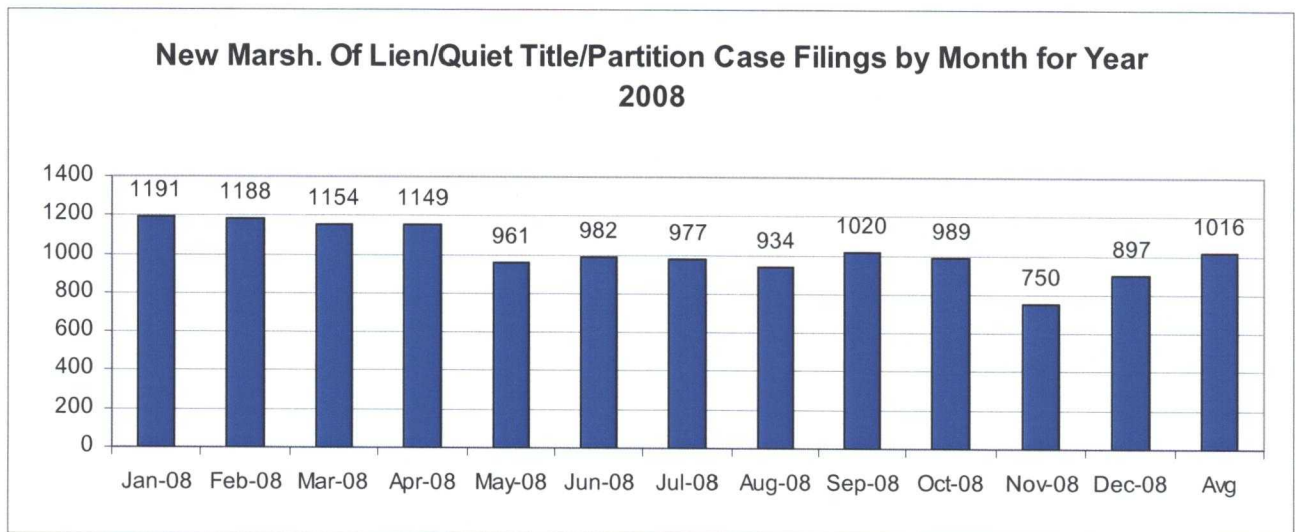
CUYAHOGA COUNTY COMMON PLEAS COURT

New Marsh of Lien./Quiet Title/Partition Filings by Month for 2007 – 2009 YTD

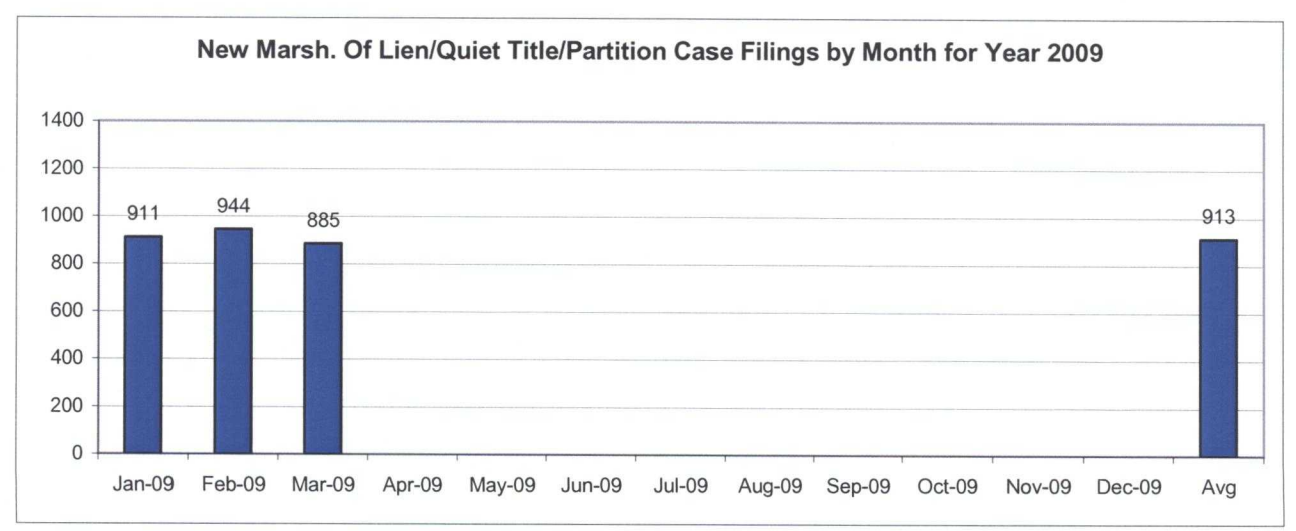
Month	# Filings
Jan-07	1203
Feb-07	1084
Mar-07	1129
Apr-07	857
May-07	905
Jun-07	973
Jul-07	1004
Aug-07	1204
Sep-07	993
Oct-07	1153
Nov-07	1203
Dec-07	1014
Avg	1060
Total	12722



Month	# Filings
Jan-08	1191
Feb-08	1188
Mar-08	1154
Apr-08	1149
May-08	961
Jun-08	982
Jul-08	977
Aug-08	934
Sep-08	1020
Oct-08	989
Nov-08	750
Dec-08	897
Avg	1016
Total	12192



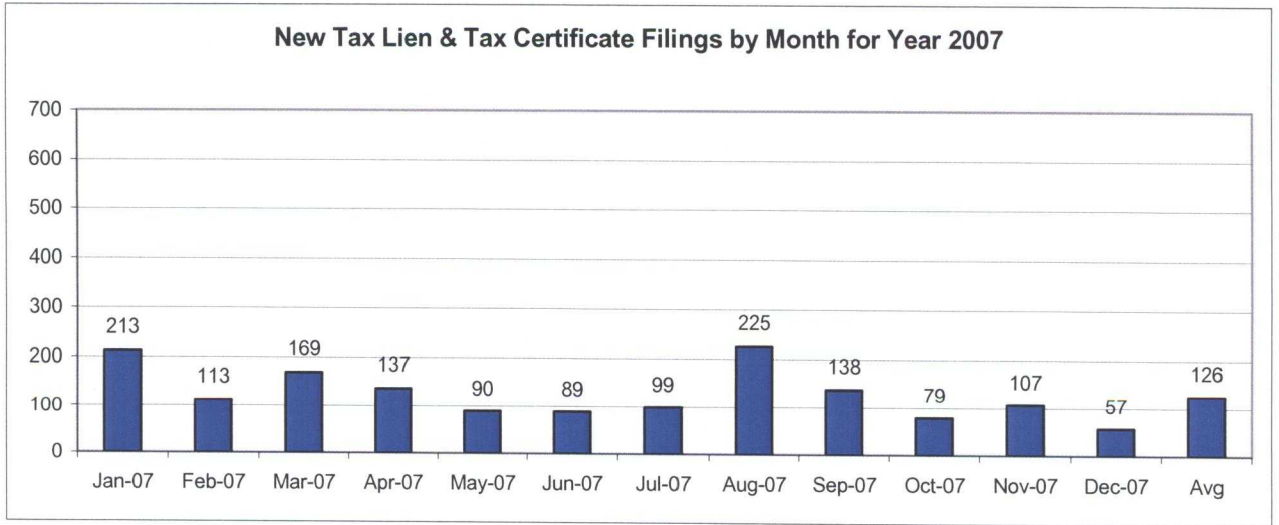
Month	# Filings
Jan-09	911
Feb-09	944
Mar-09	885
Apr-09	
May-09	
Jun-09	
Jul-09	
Aug-09	
Sep-09	
Oct-09	
Nov-09	
Dec-09	
Avg	913
Total	2740



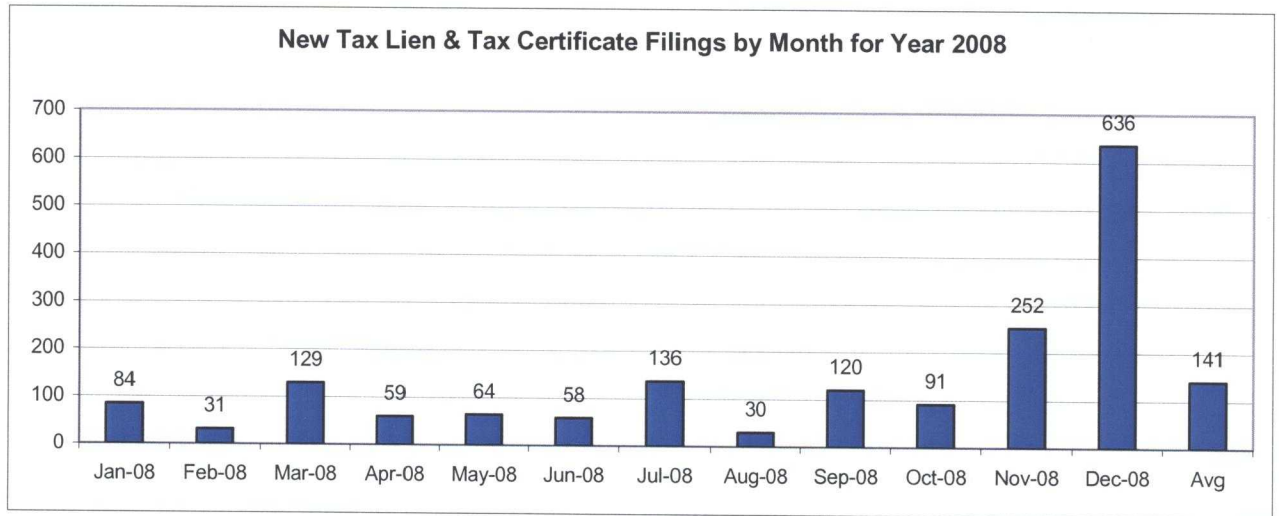
CUYAHOGA COUNTY COMMON PLEAS COURT

New Tax Lien & Certificate Filings by Month for Year 2007 – 2009 YTD

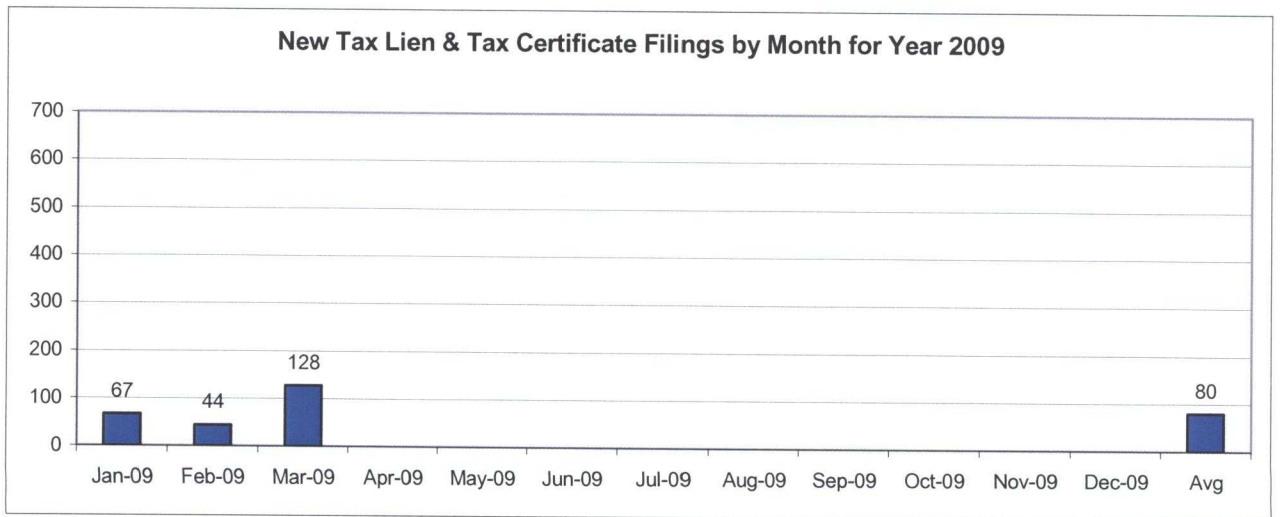
Month	# Filings
Jan-07	1203
Feb-07	1084
Mar-07	1129
Apr-07	857
May-07	905
Jun-07	973
Jul-07	1004
Aug-07	1204
Sep-07	993
Oct-07	1153
Nov-07	1203
Dec-07	1014
Avg	1060
Total	12722



Month	# Filings
Jan-08	84
Feb-08	31
Mar-08	129
Apr-08	59
May-08	64
Jun-08	58
Jul-08	136
Aug-08	30
Sep-08	120
Oct-08	91
Nov-08	252
Dec-08	636
Avg	141
Total	1690



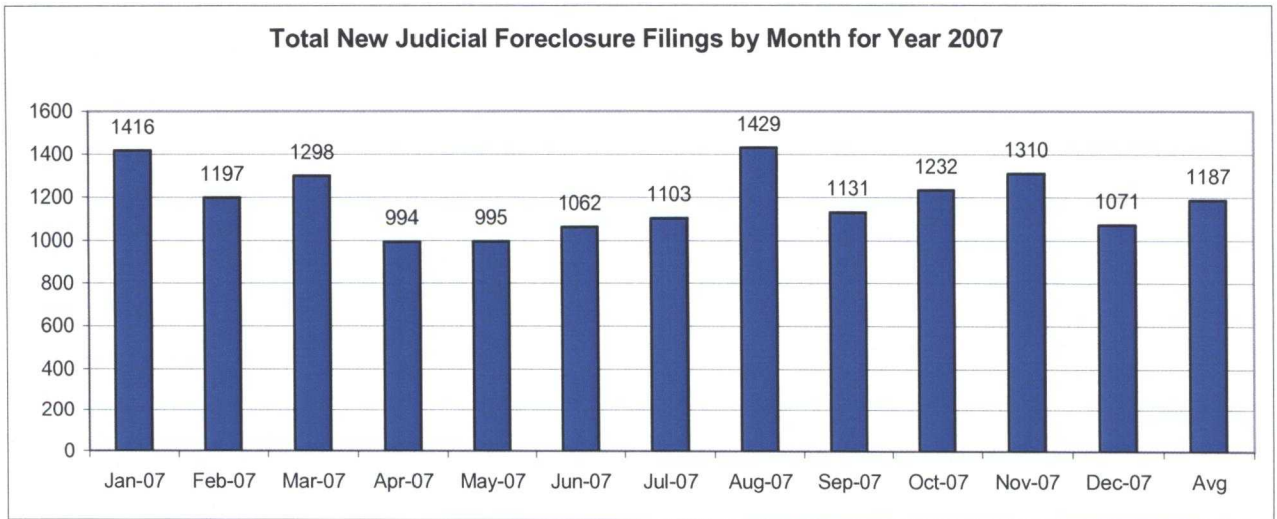
Month	# Filings
Jan-09	67
Feb-09	44
Mar-09	128
Apr-09	
May-09	
Jun-09	
Jul-09	
Aug-09	
Sep-09	
Oct-09	
Nov-09	
Dec-09	
Avg	80
Total	239



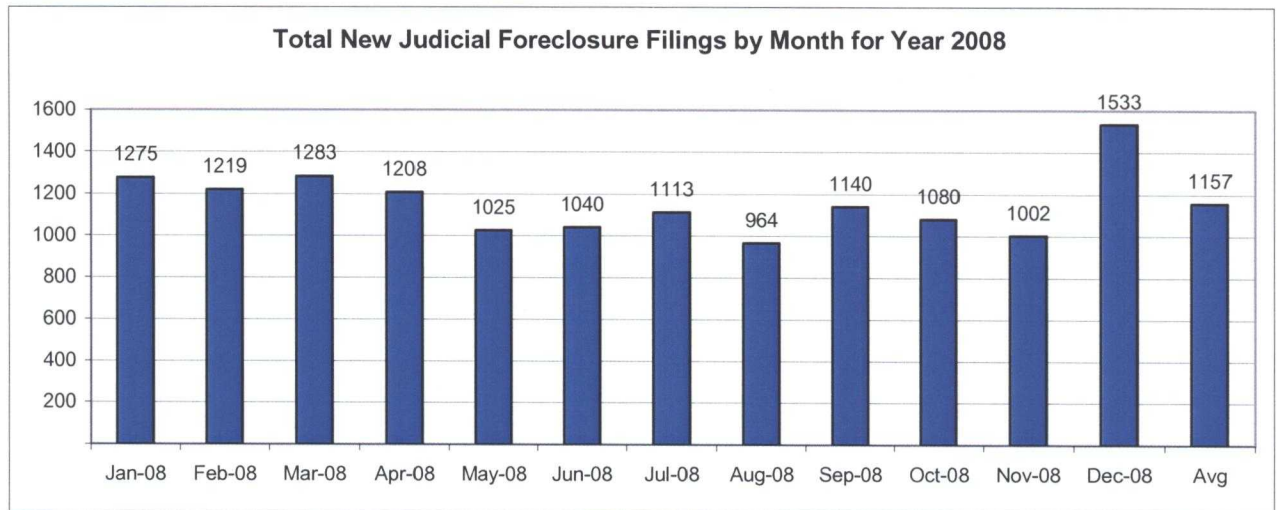
CUYAHOGA COUNTY COMMON PLEAS COURT

Total New Judicial Foreclosure Filings by Month for Year 2007 – 2009 YTD

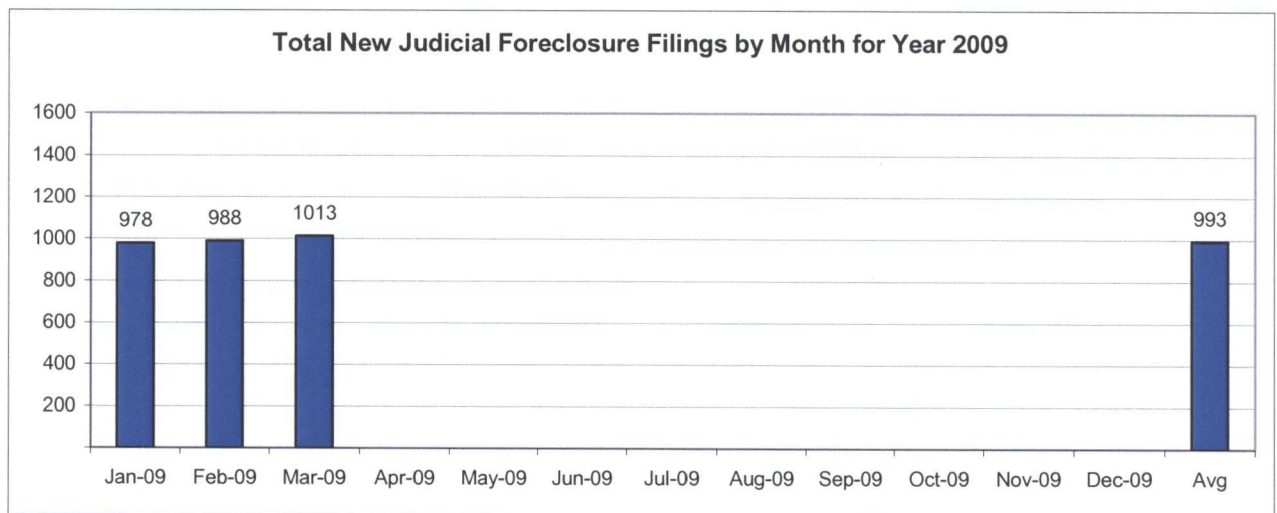
Month	# Filings
Jan-07	1416
Feb-07	1197
Mar-07	1298
Apr-07	994
May-07	995
Jun-07	1062
Jul-07	1103
Aug-07	1429
Sep-07	1131
Oct-07	1232
Nov-07	1310
Dec-07	1071
Avg	1187
Total	14238



Month	# Filings
Jan-08	1275
Feb-08	1219
Mar-08	1283
Apr-08	1208
May-08	1025
Jun-08	1040
Jul-08	1113
Aug-08	964
Sep-08	1140
Oct-08	1080
Nov-08	1002
Dec-08	1533
Avg	1157
Total	13882



Month	# Filings
Jan-09	978
Feb-09	988
Mar-09	1013
Apr-09	
May-09	
Jun-09	
Jul-09	
Aug-09	
Sep-09	
Oct-09	
Nov-09	
Dec-09	
Avg	993
Total	2979



CUYAHOGA COUNTY COMMON PLEAS COURT

Magistrate's Monthly Report

The Magistrates' Monthly Report consists of 5 reports. Below is a description of each.

Magistrate's Monthly Supplemental Journal Entry Report (R415)

Retrieves total number of supplemental entries and Decrees of Confirmation of Sheriff's sale created during a specific period. A supplemental entry is any journal created by a magistrate, which does not close out a case. For example, any magistrate's order (MG) setting a hearing, any journal entry (JE) ruling on a motion, journals confirming Sheriff's sales, etc.).

Magistrate's Full Disposition Count by Magistrate Report (R413)

Retrieves total number of cases disposed of during a specific period. The dispositions are grouped by Magistrate and then broken down by the type of disposition (i. e. Default, Dismissed with Prejudice, Dismissed without Prejudice, etc.) This report can be printed three different ways. Including tax cases (Full Dispositions), excluding tax cases (Non-Tax Dispositions), and Tax cases only (Tax Dispositions).

Magistrate's Monthly Cases Referred/Reinstated Report (R418)

Retrieves newly field cases referred to the Magistrates Dept. and cases previously disposed by the Magistrates Dept. that are reinstated and re-referred to the magistrates. The cases are separated by Tax (filing code 1465; Tax Judicial Foreclosure & 1466; Tax Certificate Judicial Foreclosure) and Non-Tax (1460; Judicial Foreclosure Marsh. Of Lien, 1480; Partition, 1470; Quiet Title, misc. (i. e. 1391; Contract Other, etc.).

Magistrate's Monthly Hearing Totals Report (R3146)

Retrieves total number of hearings held during one month. The hearings are grouped by Magistrate and then broken down by what type hearing was held (i. e. Default, Pretrial, etc.).

Magistrate's Monthly Case Load Report (R3147)

Retrieves individual caseload totals for individual magistrates during a specific period. The cases are grouped by magistrate and then broken down by case type (i. e. tax judicial foreclosure, tax certificate judicial foreclosure and non-tax judicial foreclosure).

CUYAHOGA COUNTY COURT OF COMMON PLEAS

DATE: 04/28/2009
TIME: 4:06 PM

OFFICE OF THE MAGISTRATES
MAGISTRATE'S MONTHLY SUPPLEMENTALS BY CASE
REPORTING PERIOD: MARCH 2009

PAGE: 1
CMSR415D

SUPPLEMENTALS

BUCHA	360
AUGUSTYN	346
LUCAS	201
KLEIN	303
GAUNTNER	357
CUTHBERT	449
JACKSON	370
GONZALEZ	231
DYKE	288
BAKER	483
OLSZTYN	458
WEISS	206
HIPPLEY	332
VOZAR	383
UNACCOUNTED FOR	0

TOTAL 4767

CONFIRMATIONS

TOTAL 340

CUYAHOGA COUNTY COURT OF COMMON PLEAS
OFFICE OF THE MAGISTRATES
Full Disposition Count by Magistrate
REPORTING PERIOD: FROM 03/01/2009 TO 03/31/2009

DATE: 04/28/2009

TIME: 4:10 PM

PAGE: 1

CMSR413

MagID	Dispose Type	Tax Cert.	Tax Treas.	Total
KCA	Bank	0	0	6
	Def	1	0	35
	Dism	0	0	23
	Ref. Vacate	0	0	0
	Court Trial	0	0	0
	Other	0	0	2
	MAG'S TOTAL	1	0	66

Decrees	761
Defaults	627
Other	133
Court Trial	1
Dismissals	432

Bankruptcy 71

Ref. Vacated 67

Grand Total 1331

GDB	Bank	0	0	7
	Def	0	0	65
	Dism	0	0	22
	Ref. Vacate	0	0	0
	Court Trial	0	0	0
	Other	0	0	15
	MAG'S TOTAL	0	0	109

SMB	Bank	0	0	3
	Def	0	0	27
	Dism	0	0	22
	Ref. Vacate	0	0	0
	Court Trial	0	0	0
	Other	0	0	8
	MAG'S TOTAL	0	0	60

ARC	Bank	0	0	6
	Def	0	0	58
	Dism	0	0	36
	Ref. Vacate	0	0	0
	Court Trial	0	0	0
	Other	0	0	3
	MAG'S TOTAL	0	0	103

JTD	Bank	0	0	5
	Def	1	0	43
	Dism	1	1	33
	Ref. Vacate	0	0	0
	Court Trial	0	0	0
	Other	1	2	12
	MAG'S TOTAL	3	3	93

TMG	Bank	0	0	2
	Def	0	0	31
	Dism	0	0	21
	Ref. Vacate	0	0	0
	Court Trial	0	0	0
	Other	0	0	6
	MAG'S TOTAL	0	0	60

TG	Bank	0	0	7
	Def	0	0	25
	Dism	0	0	29
	Ref. Vacate	0	0	67
	Court Trial	0	0	0
	Other	0	0	5
	MAG'S TOTAL	0	0	133

KH	Bank	0	0	11
	Def	0	0	71

CUYAHOGA COUNTY COURT OF COMMON PLEAS

OFFICE OF THE MAGISTRATES

Full Disposition Count by Magistrate

REPORTING PERIOD: FROM 03/01/2009 TO 03/31/2009

DATE: 04/28/2009

TIME: 4:10 PM

PAGE: 2

CMSR413

MagID	Dispose Type	Tax Cert.	Tax Treas.	Total
	Ref. Vacate	0	0	0
	Court Trial	0	0	0
	Other	0	0	4
	<u>MAG'S TOTAL</u>	<u>0</u>	<u>0</u>	<u>114</u>

JLJ	Bank	0	0	5
	Def	0	0	72
	Dism	0	0	45
	Ref. Vacate	0	0	0
	Court Trial	0	0	0
	Other	0	0	5
	<u>MAG'S TOTAL</u>	<u>0</u>	<u>0</u>	<u>127</u>

MK	Bank	0	0	3
	Def	0	0	49
	Dism	0	0	26
	Ref. Vacate	0	0	0
	Court Trial	0	0	1
	Other	0	0	7
	<u>MAG'S TOTAL</u>	<u>0</u>	<u>0</u>	<u>86</u>

PL	Bank	1	0	1
	Def	5	0	5
	Dism	16	10	27
	Ref. Vacate	0	0	0
	Court Trial	0	0	0
	Other	1	30	31
	<u>MAG'S TOTAL</u>	<u>23</u>	<u>40</u>	<u>64</u>

CEO	Bank	0	0	5
	Def	0	0	42
	Dism	0	0	21
	Ref. Vacate	0	0	0
	Court Trial	0	0	0
	Other	0	1	12
	<u>MAG'S TOTAL</u>	<u>0</u>	<u>1</u>	<u>80</u>

TJV	Bank	0	0	9
	Def	0	0	92
	Dism	1	0	63
	Ref. Vacate	0	0	0
	Court Trial	0	0	0
	Other	0	0	5
	<u>MAG'S TOTAL</u>	<u>1</u>	<u>0</u>	<u>169</u>

CW	Bank	1	0	1
	Def	12	0	12
	Dism	19	17	36
	Ref. Vacate	0	0	0
	Court Trial	0	0	0
	Other	1	17	18
	<u>MAG'S TOTAL</u>	<u>33</u>	<u>34</u>	<u>67</u>

CUYAHOGA COUNTY COURT OF COMMON PLEAS

DATE: 04/28/2009
 TIME: 04:11 PM

**OFFICE OF THE MAGISTRATES
 MAGISTRATE'S MONTHLY REF/REIN CASES
 FROM 03/01/2009 TO 03/31/2009**

CMSR418

MAGISTRATE	NEW REFERRALS				REINSTATED			
	Tax Treas.	Tax Cert.	Non-Tax	Total	Tax Treas.	Tax Cert.	Non-Tax	Total
<u>AUGUSTYN/KEVIN/C</u>	0	0	58	58	0	0	6	6
<u>BAKER/GAIL/D</u>	0	0	80	80	0	0	9	9
<u>BUCHA/STEPHEN/M</u>	0	0	49	49	0	0	3	3
<u>CUTHBERT/AMY/R</u>	0	0	77	77	0	0	5	5
<u>DYKE/JOHN/T</u>	0	0	78	78	0	0	3	3
<u>GAUNTNER/TIMOTHY/M</u>	0	0	57	57	0	0	7	7
<u>GONZALEZ/TRACEY/</u>	0	0	40	40	0	0	10	10
<u>HIPPLEY/KEVIN/</u>	0	0	78	78	0	0	12	12
<u>JACKSON/JIM/L</u>	0	0	86	86	0	0	10	10
<u>KLEIN/MONICA/</u>	0	0	56	56	0	0	8	8
<u>LUCAS/PAUL/</u>	60	4	0	64	0	0	0	0
<u>OLSZTYN/CHRISTOPHER/E</u>	0	0	72	72	0	0	9	9
<u>VOZAR/THOMAS/J</u>	1	0	103	104	0	0	12	12
<u>WEISS/CAROL/</u>	62	1	0	63	0	2	0	2
<u>TOTAL</u>	123	5	834	962	0	2	94	96
<u>COMBINED TOTAL</u>	1058							

CUYAHOGA COUNTY COURT OF COMMON PLEAS

**OFFICE OF THE MAGISTRATES
MAG MONTHLY HEARING TOTALS
Reporting Period: March 2009**

PAGE: 1
CMSR3146

DATE: 04/28/2009
TIME: 04:11 PM

Monthly Hearing Total 958

AUGUSTYN
 Default Hearings 41
 Tax Hearings 0
 Pretrials 11

 TOTAL: 52

BAKER
 Default Hearings 93
 Tax Hearings 0
 Pretrials 1

 TOTAL: 94

BUCHA
 Default Hearings 40
 Tax Hearings 0
 Pretrials 24

 TOTAL: 64

CUTHBERT
 Default Hearings 56
 Tax Hearings 0
 Pretrials 8

 TOTAL: 64

DYKE
 Default Hearings 44
 Tax Hearings 0
 Pretrials 8

 TOTAL: 52

GAUNTNER
 Default Hearings 48
 Tax Hearings 0
 Pretrials 18

 TOTAL: 66

GONZALEZ
 Default Hearings 19
 Tax Hearings 0
 Pretrials 0

 TOTAL: 19

HIPPLEY
 Default Hearings 50
 Tax Hearings 0
 Pretrials 5

 TOTAL: 55

JACKSON
 Default Hearings 58
 Tax Hearings 0
 Pretrials 16

 TOTAL: 74

KLEIN
 Default Hearings 50
 Tax Hearings 0
 Pretrials 7

CUYAHOGA COUNTY COURT OF COMMON PLEAS

OFFICE OF THE MAGISTRATES

MAG MONTHLY HEARING TOTALS

Reporting Period: March 2009

DATE: 04/28/2009

TIME: 04:11 PM

PAGE: 2

CMSR3146

TOTAL:	57
LUCAS	
Default Hearings	6
Tax Hearings	7
Pretrials	34
<hr/>	
TOTAL:	47
OLSZTYN	
Default Hearings	109
Tax Hearings	0
Pretrials	18
<hr/>	
TOTAL:	127
VOZAR	
Default Hearings	119
Tax Hearings	0
Pretrials	29
<hr/>	
TOTAL:	148
WEISS	
Default Hearings	11
Tax Hearings	20
Pretrials	8
<hr/>	
TOTAL:	39

CUYAHOGA COUNTY COURT OF COMMON PLEAS

DATE: 04/28/2009
 TIME: 4:12 PM

Office of the Magistrates
 Magistrate's Monthly Case Load
 MONTH: MARCH 2009

PAGE: 1
 CMSR3147

Magistrate Name	Non Tax Total	Tax Cert.	Tax Treas.	Total Tax	Total Cases
AUGUSTYN	281	0	0	0	281
BAKER	457	0	0	0	457
BUCHA	330	0	0	0	330
CUTHBERT	429	0	0	0	429
DYKE	345	12	21	33	378
GAUNTNER	342	0	0	0	342
GONZALEZ	407	0	0	0	407
HIPPLEY	603	0	0	0	603
JACKSON	563	0	0	0	563
KLEIN	528	0	0	0	528
LUCAS	5	240	478	718	723
OLSZTYN	461	0	0	0	461
VOZAR	581	10	25	35	616
WEISS	6	197	390	587	593
Non Tax Total:	5338	Cert.Tax Total: 459	Tax Treas. Total: 914	Total Tax: 1373	Total Cases: 6711

CUYAHOGA COUNTY COMMON PLEAS COURT

Report CMSR1062 - Judicial Foreclosure Statistics by Judge

Report CMSR1062 provides a list of judicial foreclosure case activity for each Judge. The report identifies how many cases were pending at the beginning of the period. The new cases filed and cases that were transferred in or reactivated are added to the number pending at the beginning of the period. It then shows the type and number of terminations for the period. The total terminations are subtracted from the total pending which provides the pending at the end of the period.

CUYAHOGA COUNTY COURT OF COMMON PLEAS

Foreclosure Statistics by Judge

DATE: 04/28/2009
TIME: 02:23 PM

Reporting Period: March 2009

Judge

AMBROSE, DICK							
Pending at Beg of Period			New Cases Filed		Cases Transferred In / Reactivated		Total
200			32		9		241
Terminations							
Bankruptcy	2	Default	RefVacated	Court Trial	Dismiss	Other	Total
		23	0	0	8	9	42
Total Pending at End of Period							199

BURNSIDE, JANET R							
Pending at Beg of Period			New Cases Filed		Cases Transferred In / Reactivated		Total
231			37		2		270
Terminations							
Bankruptcy	3	Default	RefVacated	Court Trial	Dismiss	Other	Total
		30	0	0	14	11	58
Total Pending at End of Period							212

CALABRESE, DEENA R							
Pending at Beg of Period			New Cases Filed		Cases Transferred In / Reactivated		Total
241			25		6		272
Terminations							
Bankruptcy	2	Default	RefVacated	Court Trial	Dismiss	Other	Total
		17	0	0	14	8	41
Total Pending at End of Period							231

CALLAHAN, KENNETH R							
Pending at Beg of Period			New Cases Filed		Cases Transferred In / Reactivated		Total
1			0		0		1
Terminations							
Bankruptcy	0	Default	RefVacated	Court Trial	Dismiss	Other	Total
		0	0	0	0	0	0
Total Pending at End of Period							1

CORRIGAN, BRIAN J							
Pending at Beg of Period			New Cases Filed		Cases Transferred In / Reactivated		Total
223			25		8		256
Terminations							
Bankruptcy	3	Default	RefVacated	Court Trial	Dismiss	Other	Total
		5	0	0	14	4	26
Total Pending at End of Period							230

CORRIGAN, PETER J							
Pending at Beg of Period			New Cases Filed		Cases Transferred In / Reactivated		Total
215			30		6		251
Terminations							
Bankruptcy	1	Default	RefVacated	Court Trial	Dismiss	Other	Total
		11	0	0	8	9	29
Total Pending at End of Period							222

DONNELLY, MICHAEL P							
Pending at Beg of Period			New Cases Filed		Cases Transferred In / Reactivated		Total
243			28		5		276
Terminations							
Bankruptcy	4	Default	RefVacated	Court Trial	Dismiss	Other	Total
		35	0	0	13	5	57
Total Pending at End of Period							219

FRIEDLAND, CAROLYN B

CUYAHOGA COUNTY COURT OF COMMON PLEAS

DATE: 04/28/2009
TIME: 02:23 PM

Foreclosure Statistics by Judge
Reporting Period: March 2009

PAGE: 2
CMSR1062

Judge							
	Pending at Beg of Period		New Cases Filed		Cases Transferred In / Reactivated		Total
	172		30		4		206
Terminations							
	Bankruptcy	Default	RefVacated	Court Trial	Dismiss	Other	Total
	1	10	0	0	12	11	34
	Total Pending at End of Period						172
FRIEDMAN, STUART A							
	Pending at Beg of Period		New Cases Filed		Cases Transferred In / Reactivated		Total
	284		37		4		325
Terminations							
	Bankruptcy	Default	RefVacated	Court Trial	Dismiss	Other	Total
	7	27	0	0	13	6	53
	Total Pending at End of Period						272
FUERST, NANCY A							
	Pending at Beg of Period		New Cases Filed		Cases Transferred In / Reactivated		Total
	285		23		6		314
Terminations							
	Bankruptcy	Default	RefVacated	Court Trial	Dismiss	Other	Total
	3	41	0	0	28	2	74
	Total Pending at End of Period						240
GALLAGHER, EILEEN A							
	Pending at Beg of Period		New Cases Filed		Cases Transferred In / Reactivated		Total
	174		35		8		217
Terminations							
	Bankruptcy	Default	RefVacated	Court Trial	Dismiss	Other	Total
	5	12	0	0	18	7	42
	Total Pending at End of Period						175
GALLAGHER, EILEEN T							
	Pending at Beg of Period		New Cases Filed		Cases Transferred In / Reactivated		Total
	224		33		13		270
Terminations							
	Bankruptcy	Default	RefVacated	Court Trial	Dismiss	Other	Total
	2	17	0	0	11	20	50
	Total Pending at End of Period						220
GALLAGHER, HOLLIE L							
	Pending at Beg of Period		New Cases Filed		Cases Transferred In / Reactivated		Total
	203		29		5		237
Terminations							
	Bankruptcy	Default	RefVacated	Court Trial	Dismiss	Other	Total
	2	11	0	0	10	7	30
	Total Pending at End of Period						207
GAUL, DANIEL							
	Pending at Beg of Period		New Cases Filed		Cases Transferred In / Reactivated		Total
	294		35		8		337
Terminations							
	Bankruptcy	Default	RefVacated	Court Trial	Dismiss	Other	Total
	4	33	0	0	30	6	73
	Total Pending at End of Period						264
KILBANE-KOCH, JUDITH							

CUYAHOGA COUNTY COURT OF COMMON PLEAS

DATE: 04/28/2009
TIME: 02:23 PM

Foreclosure Statistics by Judge
Reporting Period: March 2009

PAGE: 3
CMSR1062

Judge							
	Pending at Beg of Period		New Cases Filed	Cases Transferred In / Reactivated			Total
	1		0	0			1
Terminations							
	Bankruptcy	Default	RefVacated	Court Trial	Dismiss	Other	Total
	0	1	0	0	0	0	1
Total Pending at End of Period							0
MASON, LANCE T							
	Pending at Beg of Period		New Cases Filed	Cases Transferred In / Reactivated			Total
	233		32	8			273
Terminations							
	Bankruptcy	Default	RefVacated	Court Trial	Dismiss	Other	Total
	3	17	0	0	13	4	37
Total Pending at End of Period							236
MATIA, DAVID T							
	Pending at Beg of Period		New Cases Filed	Cases Transferred In / Reactivated			Total
	220		27	8			255
Terminations							
	Bankruptcy	Default	RefVacated	Court Trial	Dismiss	Other	Total
	1	24	0	0	14	8	47
Total Pending at End of Period							208
MCCAFFERTY, BRIDGET M							
	Pending at Beg of Period		New Cases Filed	Cases Transferred In / Reactivated			Total
	161		31	4			196
Terminations							
	Bankruptcy	Default	RefVacated	Court Trial	Dismiss	Other	Total
	3	19	0	0	5	10	37
Total Pending at End of Period							159
MCCORMICK, TIMOTHY							
	Pending at Beg of Period		New Cases Filed	Cases Transferred In / Reactivated			Total
	192		23	9			224
Terminations							
	Bankruptcy	Default	RefVacated	Court Trial	Dismiss	Other	Total
	1	24	0	0	8	4	37
Total Pending at End of Period							187
MCDONNELL, NANCY R							
	Pending at Beg of Period		New Cases Filed	Cases Transferred In / Reactivated			Total
	60		5	1			66
Terminations							
	Bankruptcy	Default	RefVacated	Court Trial	Dismiss	Other	Total
	0	4	0	0	8	2	14
Total Pending at End of Period							52
MCGINTY, TIMOTHY J							
	Pending at Beg of Period		New Cases Filed	Cases Transferred In / Reactivated			Total
	195		33	16			244
Terminations							
	Bankruptcy	Default	RefVacated	Court Trial	Dismiss	Other	Total
	1	12	0	0	15	13	41
Total Pending at End of Period							203
MCMONAGLE, RICHARD J							

CUYAHOGA COUNTY COURT OF COMMON PLEAS

DATE: 04/28/2009
 TIME: 02:23 PM

Foreclosure Statistics by Judge
 Reporting Period: March 2009

PAGE: 4
 CMSR1062

Judge							
	Pending at Beg of Period		New Cases Filed	Cases Transferred In / Reactivated			Total
	223		24	5			252
Terminations							
	Bankruptcy	Default	RefVacated	Court Trial	Dismiss	Other	Total
	0	17	0	0	9	6	32
	Total Pending at End of Period						220
MCMONAGLE, TIMOTHY E							
	Pending at Beg of Period		New Cases Filed	Cases Transferred In / Reactivated			Total
	216		29	7			252
Terminations							
	Bankruptcy	Default	RefVacated	Court Trial	Dismiss	Other	Total
	1	10	0	1	15	6	33
	Total Pending at End of Period						219
O'DONNELL, JOHN P							
	Pending at Beg of Period		New Cases Filed	Cases Transferred In / Reactivated			Total
	221		32	3			256
Terminations							
	Bankruptcy	Default	RefVacated	Court Trial	Dismiss	Other	Total
	3	20	0	0	11	4	38
	Total Pending at End of Period						218
RUSSO, JOHN J							
	Pending at Beg of Period		New Cases Filed	Cases Transferred In / Reactivated			Total
	203		38	1			242
Terminations							
	Bankruptcy	Default	RefVacated	Court Trial	Dismiss	Other	Total
	3	12	0	0	8	4	27
	Total Pending at End of Period						215
RUSSO, JOSEPH D							
	Pending at Beg of Period		New Cases Filed	Cases Transferred In / Reactivated			Total
	196		24	6			226
Terminations							
	Bankruptcy	Default	RefVacated	Court Trial	Dismiss	Other	Total
	2	17	0	0	13	5	37
	Total Pending at End of Period						189
RUSSO, MICHAEL J							
	Pending at Beg of Period		New Cases Filed	Cases Transferred In / Reactivated			Total
	181		32	5			218
Terminations							
	Bankruptcy	Default	RefVacated	Court Trial	Dismiss	Other	Total
	2	11	0	0	14	6	33
	Total Pending at End of Period						185
RUSSO, NANCY MARGARET							
	Pending at Beg of Period		New Cases Filed	Cases Transferred In / Reactivated			Total
	125		21	4			150
Terminations							
	Bankruptcy	Default	RefVacated	Court Trial	Dismiss	Other	Total
	3	16	0	0	10	7	36
	Total Pending at End of Period						114
SAFFOLD, SHIRLEY STRICKI							

CUYAHOGA COUNTY COURT OF COMMON PLEAS

DATE: 04/28/2009
TIME: 02:23 PM

Foreclosure Statistics by Judge
Reporting Period: March 2009

PAGE: 5
CMSR1062

Judge							
	Pending at Beg of Period	New Cases Filed			Cases Transferred In / Reactivated		Total
	230	38			4		272
Terminations	Bankruptcy	Default	RefVacated	Court Trial	Dismiss	Other	Total
	3	23	0	0	6	10	42
Total Pending at End of Period							230
SHEEHAN, BRENDAN J							
	Pending at Beg of Period	New Cases Filed			Cases Transferred In / Reactivated		Total
	228	30			5		263
Terminations	Bankruptcy	Default	RefVacated	Court Trial	Dismiss	Other	Total
	1	17	0	0	8	3	29
Total Pending at End of Period							234
SUSTER, RONALD							
	Pending at Beg of Period	New Cases Filed			Cases Transferred In / Reactivated		Total
	200	31			8		239
Terminations	Bankruptcy	Default	RefVacated	Court Trial	Dismiss	Other	Total
	2	12	0	0	12	8	34
Total Pending at End of Period							205
SUTULA, JOHN D							
	Pending at Beg of Period	New Cases Filed			Cases Transferred In / Reactivated		Total
	247	33			4		284
Terminations	Bankruptcy	Default	RefVacated	Court Trial	Dismiss	Other	Total
	0	9	0	0	8	11	28
Total Pending at End of Period							256
SUTULA, KATHLEEN ANN							
	Pending at Beg of Period	New Cases Filed			Cases Transferred In / Reactivated		Total
	187	33			2		222
Terminations	Bankruptcy	Default	RefVacated	Court Trial	Dismiss	Other	Total
	1	17	0	0	16	4	38
Total Pending at End of Period							184
SYNENBERG, JOAN							
	Pending at Beg of Period	New Cases Filed			Cases Transferred In / Reactivated		Total
	249	31			1		281
Terminations	Bankruptcy	Default	RefVacated	Court Trial	Dismiss	Other	Total
	0	30	0	0	19	4	53
Total Pending at End of Period							228
TERRY, STEVEN J							
	Pending at Beg of Period	New Cases Filed			Cases Transferred In / Reactivated		Total
	203	30			7		240
Terminations	Bankruptcy	Default	RefVacated	Court Trial	Dismiss	Other	Total
	0	17	0	0	9	8	34
Total Pending at End of Period							206
VILLANUEVA, JOSE A							

CUYAHOGA COUNTY COURT OF COMMON PLEAS

DATE: 04/28/2009
 TIME: 02:23 PM

Foreclosure Statistics by Judge
 Reporting Period: March 2009

PAGE: 6
 CMSR1062

Judge

	Pending at Beg of Period	New Cases Filed		Cases Transferred In / Reactivated			Total
	265	37		3			305
Terminations							
	Bankruptcy	Default	RefVacated	Court Trial	Dismiss	Other	Total
	2	28	0	0	21	2	53
				Total Pending at End of Period			252

Monthly Summary

MONTHLY SUMMARY

March 2009

NAME	PEND	ASSIGNED			TRIALS						DISP	PENDING				+
		CV	CR	TOT	JURY			COURT				CV	FR	CR	TOT	
Dick Ambrose	688	98	40	138	3	4	7	0	1	1	167	296	198	165	659	+ 29
Janet R. Burnside	728	91	35	126	0	1	1	2	0	2	172	331	215	136	682	+ 46
Deena R. Calabrese	795	101	59	160	1	2	3	0	0	0	151	355	231	218	804	- 9
Brian J. Corrigan	857	94	42	136	0	1	1	2	0	2	122	449	229	193	871	- 14
Peter J. Corrigan	685	96	35	131	1	2	3	0	0	0	158	313	242	103	658	+ 27
Michael P. Donnelly	705	92	47	139	1	1	2	0	0	0	173	344	230	97	671	+ 34
Carolyn B. Friedland	735	88	46	134	0	0	0	3	0	3	140	350	186	193	729	+ 6
Stuart A. Friedman	853	95	48	143	0	1	1	1	0	1	162	320	283	231	834	+ 19
Nancy A. Fuerst	735	96	54	150	0	1	1	0	0	0	171	315	240	159	714	+ 21
Eileen A. Gallagher	741	93	41	134	0	2	2	2	2	4	163	365	217	130	712	+ 29
Eileen T. Gallagher	680	99	49	148	1	1	2	1	0	1	159	319	218	132	669	+ 11
Hollie L. Gallagher	592	92	21	113	0	5	5	0	0	0	94	311	210	90	611	- 19
Daniel Gaul	857	96	54	150	1	0	1	1	0	1	178	341	285	203	829	+ 28
Lance T. Mason	813	97	55	152	0	1	1	0	0	0	144	386	245	190	821	- 8
David T. Matia	636	96	53	149	1	1	2	0	1	1	147	295	207	136	638	- 2
Bridget M. McCafferty	398	91	41	132	1	1	2	0	0	0	141	144	146	99	389	+ 9
Timothy McCormick	720	89	42	131	1	0	1	4	1	5	169	386	187	109	682	+ 38
Nancy R. McDonnell	174	24	10	34	0	0	0	0	0	0	39	78	60	31	169	+ 5
Timothy J. McGinty	560	107	42	149	0	1	1	0	0	0	118	296	203	92	591	- 31
Richard J. McMonagle	824	95	42	137	0	1	1	0	0	0	156	434	221	150	805	+ 19
Timothy E. McMonagle	710	94	39	133	3	2	5	0	0	0	154	356	220	113	689	+ 21
John P. O'Donnell	614	89	34	123	1	2	3	0	1	1	137	265	218	117	600	+ 14
John J. Russo	609	89	58	147	0	0	0	1	0	1	131	300	215	110	625	- 16
Joseph D. Russo	810	96	54	150	0	0	0	0	0	0	181	345	187	247	779	+ 31
Michael J. Russo	647	91	47	138	0	2	2	0	0	0	161	305	184	135	624	+ 23
Nancy Margaret Russo	441	92	41	133	0	0	0	2	0	2	110	255	133	76	464	- 23
Shirley Strickland Saffold	701	97	48	145	2	1	3	1	0	1	169	247	230	200	677	+ 24
Brendan J. Sheehan	773	99	52	151	1	2	3	0	0	0	155	404	234	131	769	+ 4
Ronald Suster	722	91	35	126	0	2	2	2	1	3	117	328	207	196	731	- 9
John D. Sutula	853	92	50	142	0	2	2	4	0	4	129	397	254	215	866	- 13
Kathleen Ann Sutula	565	88	40	128	0	5	5	2	0	2	142	253	184	114	551	+ 14
Joan Synenberg	835	87	46	133	0	1	1	2	0	2	160	457	254	97	808	+ 27
Steven J. Terry	821	96	50	146	0	2	2	0	0	0	169	370	209	219	798	+ 23
José A. Villanueva	849	90	40	130	0	0	0	0	0	0	197	361	275	146	782	+ 67
TOTALS	23726	3121	1490	4611	18	47	65	7	30	37	5036		7257		23301	+ 425

Year to Date Summary

SUMMARY FOR THE COURT

January - March 2009

NAME	PEND	ASSIGNED			TRIALS						DISP	PENDING				+ -
		CV	CR	TOT	JURY			COURT				CV	FR	CR	TOT	
					CV	CR	TOT	CV	CR	TOT		CV	FR	CR	TOT	
Dick Ambrose	717	280	128	408	3	5	8	2	2	4	466	296	198	165	659	+ 58
Janet R. Burnside	683	270	129	399	0	4	4	7	0	7	400	331	215	136	682	+ 1
Deena R. Calabrese	762	315	195	510	2	3	5	0	0	0	468	355	231	218	804	- 42
Brian J. Corrigan	885	273	129	402	5	3	8	6	0	6	416	449	229	193	871	+ 14
Peter J. Corrigan	675	277	125	402	2	8	10	0	0	0	419	313	242	103	658	+ 17
Michael P. Donnelly	719	269	119	388	1	4	5	0	0	0	436	344	230	97	671	+ 48
Carolyn B. Friedland	740	276	127	403	2	3	5	4	0	4	414	350	186	193	729	+ 11
Stuart A. Friedman	851	282	148	430	0	4	4	6	0	6	447	320	283	231	834	+ 17
Nancy A. Fuerst	710	268	141	409	2	1	3	2	0	2	405	315	240	159	714	- 4
Eileen A. Gallagher	729	272	118	390	0	2	2	3	3	6	407	365	217	130	712	+ 17
Eileen T. Gallagher	711	305	116	421	3	4	7	2	0	2	463	319	218	132	669	+ 42
Hollie L. Gallagher	650	272	32	304	0	9	9	0	0	0	343	311	210	90	611	+ 39
Daniel Gaul	913	264	141	405	1	0	1	2	0	2	489	341	285	203	829	+ 84
Lance T. Mason	819	266	132	398	0	6	6	0	0	0	396	386	245	190	821	- 2
David T. Matia	676	279	123	402	1	4	5	0	1	1	440	295	207	136	638	+ 38
Bridget M. McCafferty	399	269	113	382	2	7	9	0	0	0	392	144	146	99	389	+ 10
Timothy McCormick	728	266	126	392	1	4	5	6	1	7	438	386	187	109	682	+ 46
Nancy R. McDonnell	172	68	25	93	0	4	4	0	0	0	96	78	60	31	169	+ 3
Timothy J. McGinty	552	301	102	403	2	6	8	0	1	1	364	296	203	92	591	- 39
Richard J. McMonagle	776	268	123	391	0	4	4	0	0	0	362	434	221	150	805	- 29
Timothy E. McMonagle	698	269	118	387	4	2	6	3	0	3	396	356	220	113	689	+ 9
John P. O'Donnell	610	274	91	365	3	4	7	2	6	8	375	265	218	117	600	+ 10
John J. Russo	605	263	144	407	0	3	3	2	0	2	387	300	215	110	625	- 20
Joseph D. Russo	853	287	144	431	0	1	1	4	0	4	505	345	187	247	779	+ 74
Michael J. Russo	652	270	135	405	0	6	6	1	0	1	433	305	184	135	624	+ 28
Nancy Margaret Russo	450	279	112	391	1	1	2	5	0	5	377	255	133	76	464	- 14
Shirley Strickland Saffold	726	276	130	406	2	3	5	1	0	1	455	247	230	200	677	+ 49
Brendan J. Sheehan	759	277	123	400	1	5	6	4	0	4	390	404	234	131	769	- 10
Ronald Suster	712	272	126	398	0	3	3	7	1	8	379	328	207	196	731	- 19
John D. Sutula	899	266	142	408	1	5	6	7	3	10	441	397	254	215	866	+ 33
Kathleen Ann Sutula	603	264	111	375	0	11	11	4	1	5	427	253	184	114	551	+ 52
Joan Synenberg	837	273	114	387	0	4	4	3	0	3	416	457	254	97	808	+ 29
Steven J. Terry	865	276	140	416	1	5	6	0	0	0	483	370	209	219	798	+ 67
José A. Villanueva	868	272	108	380	0	2	2	0	0	0	466	361	275	146	782	+ 86
TOTALS	24004	9158	4130	13288	40	140	180	19	83	102	13991	11071	7257	4973	23301	+ 703

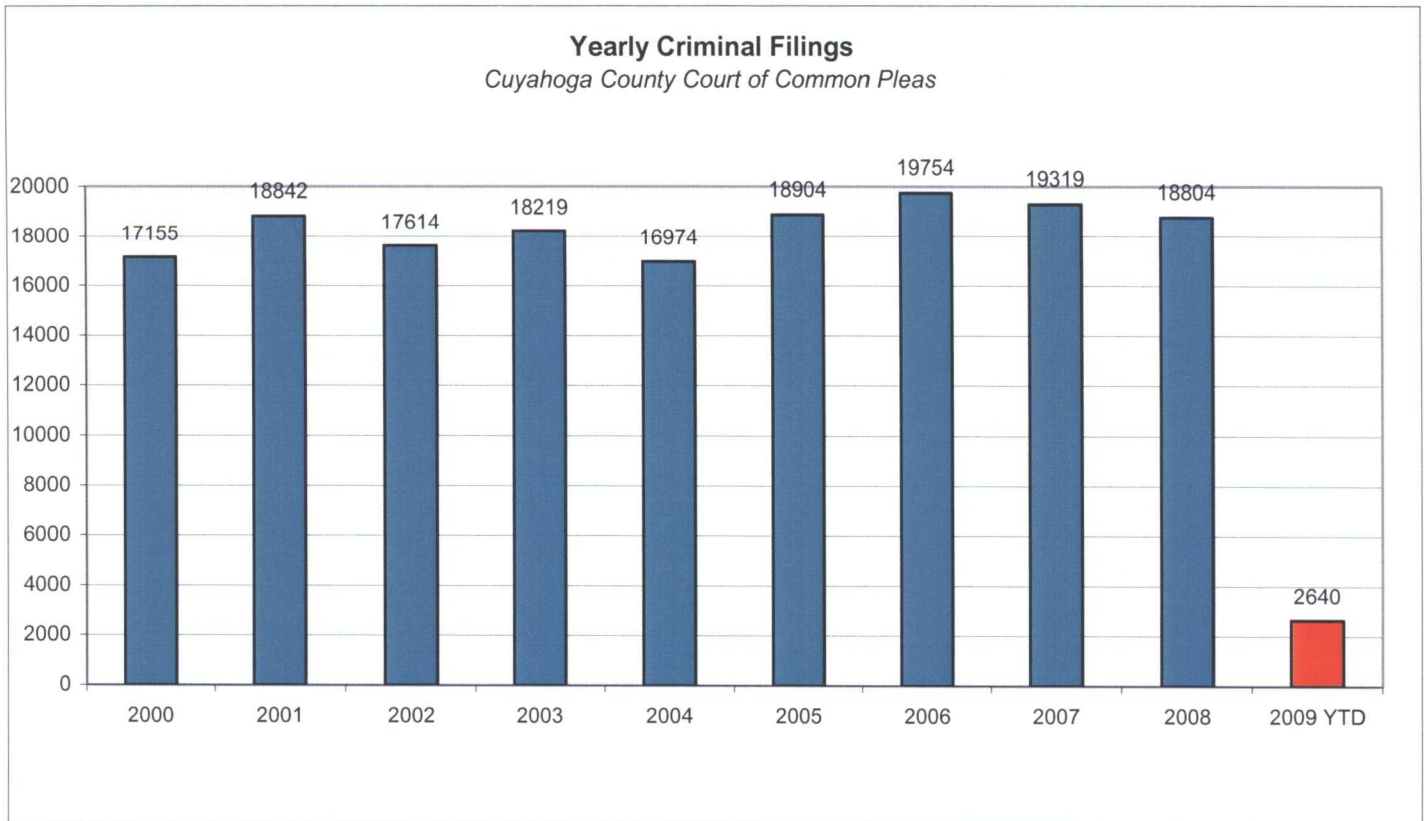
Corrections/Adjustments

CUYAHOGA COUNTY COMMON PLEAS COURT

Corrections / Adjustments

There was an error in the *Yearly Criminal Filings* statistics for the month of February 2009.

The following chart reflects the corrected number.



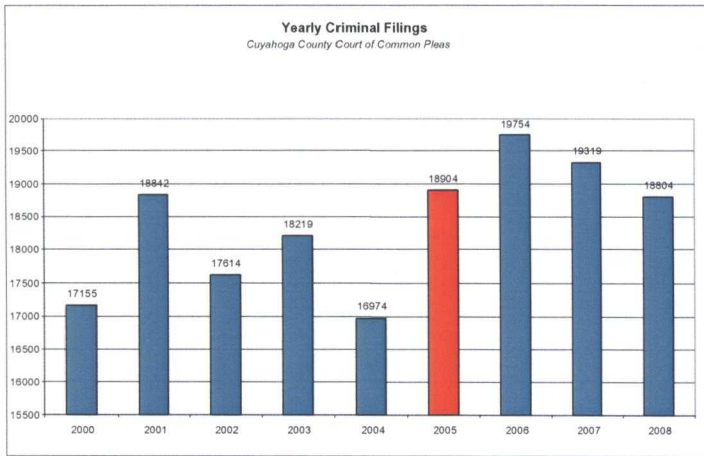
CUYAHOGA COUNTY COMMON PLEAS COURT

Corrections / Adjustments

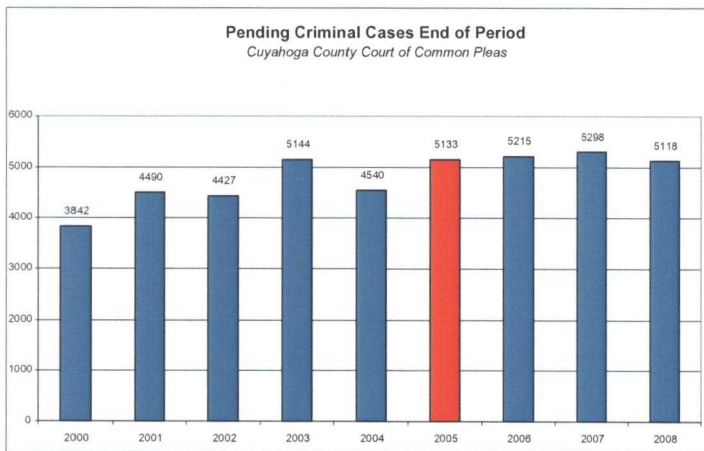
There was an error in the Yearly Criminal Filings, *Yearly Criminal Terminations*, *Pending Criminal Cases End of Period*, and *Clearance Rate* statistics for the year 2005.

The following charts reflect the corrected numbers.

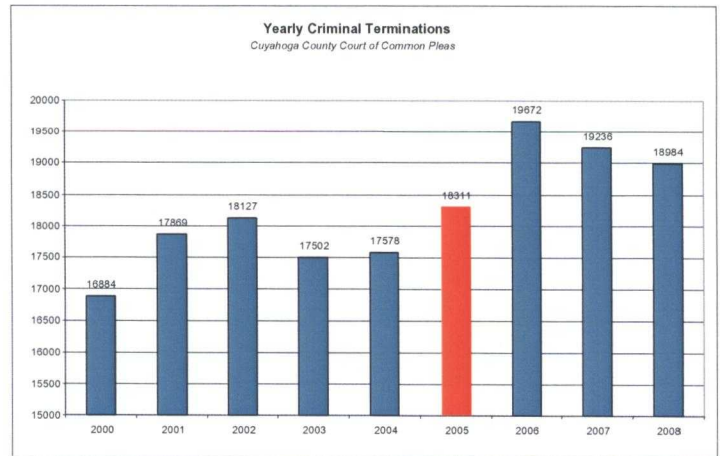
Yearly Criminal Filings



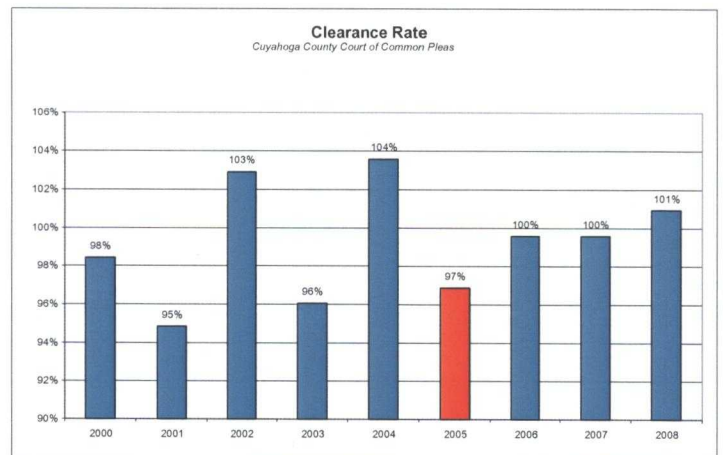
Pending Criminal Cases End of Period



Yearly Criminal Terminations



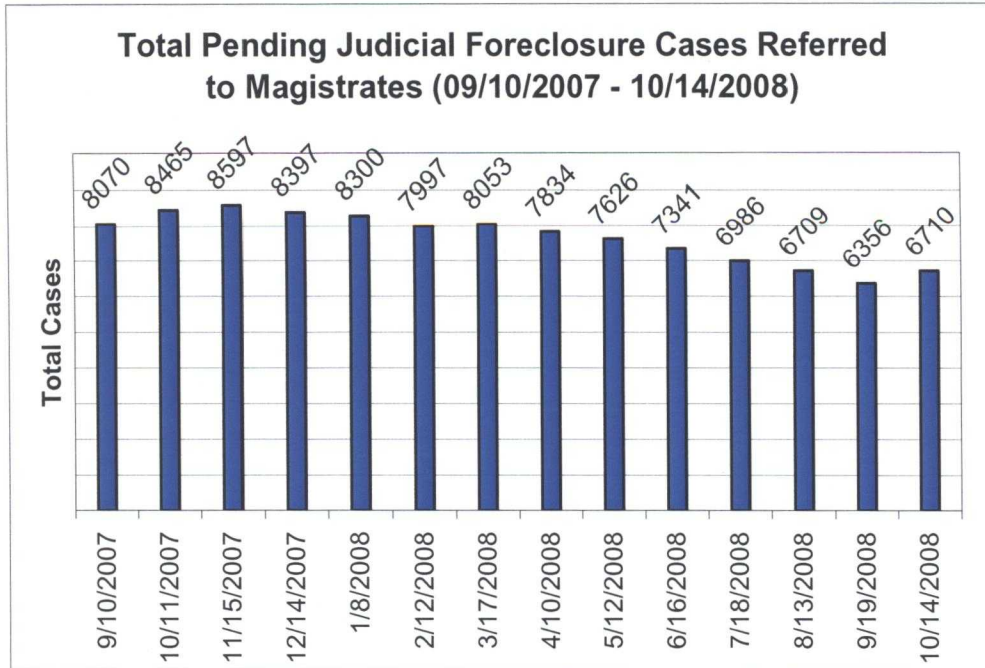
Clearance Rate



CUYAHOGA COUNTY COMMON PLEAS COURT

Corrections / Adjustments

There was an error in the *Total Pending Judicial Foreclosure Cases Referred to Magistrates* for the Month of September 2008. Active cases that were referred to Foreclosure Mediation were erroneously excluded from the total. Below are the corrected charts.



	As of:	9/10/2007	10/11/2007	11/15/2007	12/14/2007	1/8/2008	2/12/2008	3/17/2008	4/10/2008	5/12/2008	6/16/2008	7/18/2008	8/13/2008	9/19/2008	10/14/2008
Year															
1990		0	0	0	0	0	0	0	0	0	0	0	0	0	0
1991		0	0	0	0	0	0	0	0	0	0	0	0	0	0
1992		0	0	0	0	0	0	0	0	0	0	0	0	0	0
1993		1	1	1	1	0	0	0	0	0	0	0	0	0	0
1994		1	1	1	1	0	0	0	0	0	0	0	0	0	0
1995		0	0	0	0	0	0	0	0	0	0	0	0	0	0
1996		0	0	0	0	0	0	0	0	0	0	0	0	0	0
1997		0	0	0	0	0	0	0	0	0	0	0	0	0	0
1998		1	1	1	1	0	0	0	0	0	0	0	0	0	0
1999		0	0	0	0	0	0	0	0	0	0	0	0	0	0
2000		1	1	1	2	2	2	2	2	0	0	0	0	0	0
2001		11	12	12	12	10	8	7	6	4	4	4	5	4	5
2002		48	51	47	45	37	34	22	21	20	18	15	14	9	9
2003		87	82	84	70	65	56	48	40	35	22	19	16	15	12
2004		174	160	163	144	134	111	90	80	74	58	53	47	35	29
2005		359	338	311	282	252	225	160	136	116	89	76	72	52	49
2006		1534	1341	1120	907	786	607	513	431	363	299	254	224	192	180
2007		5853	6477	6856	6932	6899	5504	4468	3533	2685	1975	1479	1183	903	830
2009						115	1450	2743	3585	4329	4876	5086	5148	5146	5596
Total		8070	8465	8597	8397	8300	7997	8053	7834	7626	7341	6986	6709	6356	6710

CUYAHOGA COUNTY COMMON PLEAS COURT

Corrections / Adjustments

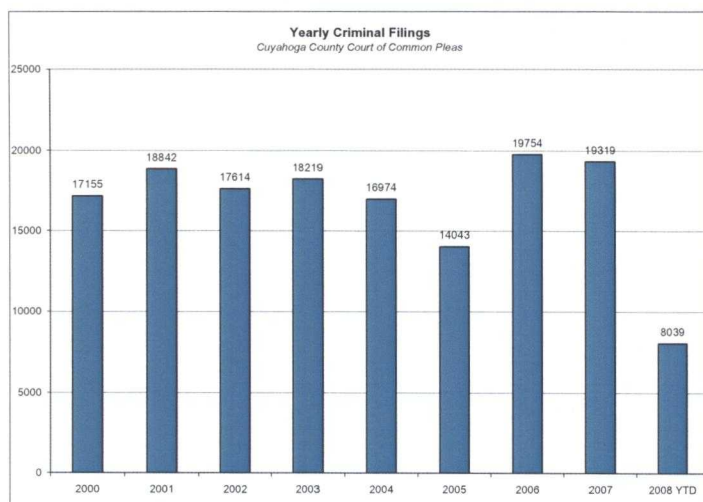
There was an error in the *Yearly Criminal Filings* and *Clearance Rate* statistics for the Months of May and June 2008.

Criminal cases that were transferred in, reactivated or re-designated were not included in the calculation for *Yearly Criminal Filings* total. Consequently, the *Clearance Rate* was affected as well.

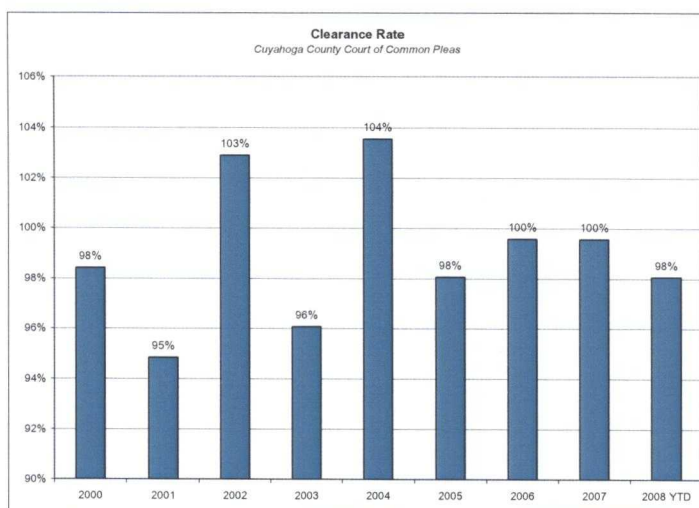
The following charts reflect the corrected numbers.

MAY 2008

Newly Filed, Re-Activated And Transferred In Cases

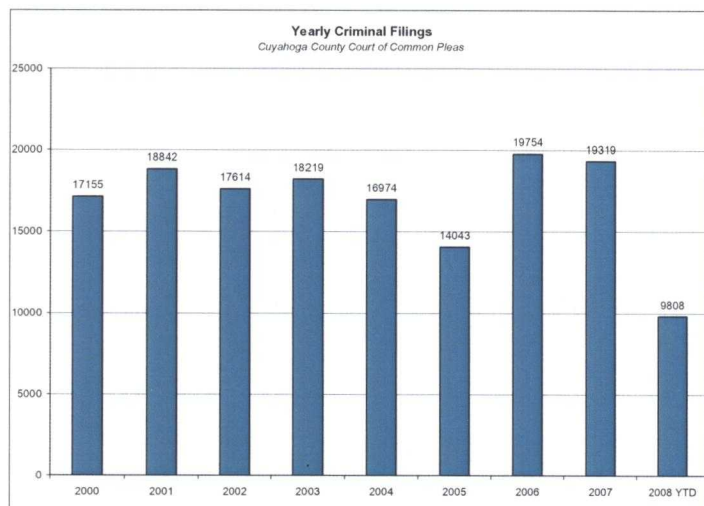


Clearance Rate

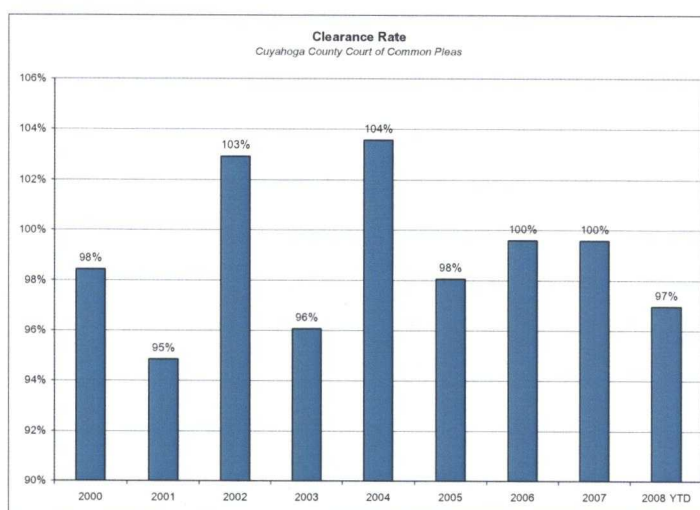


JUNE 2008

Newly Filed, Re-Activated And Transferred In Cases



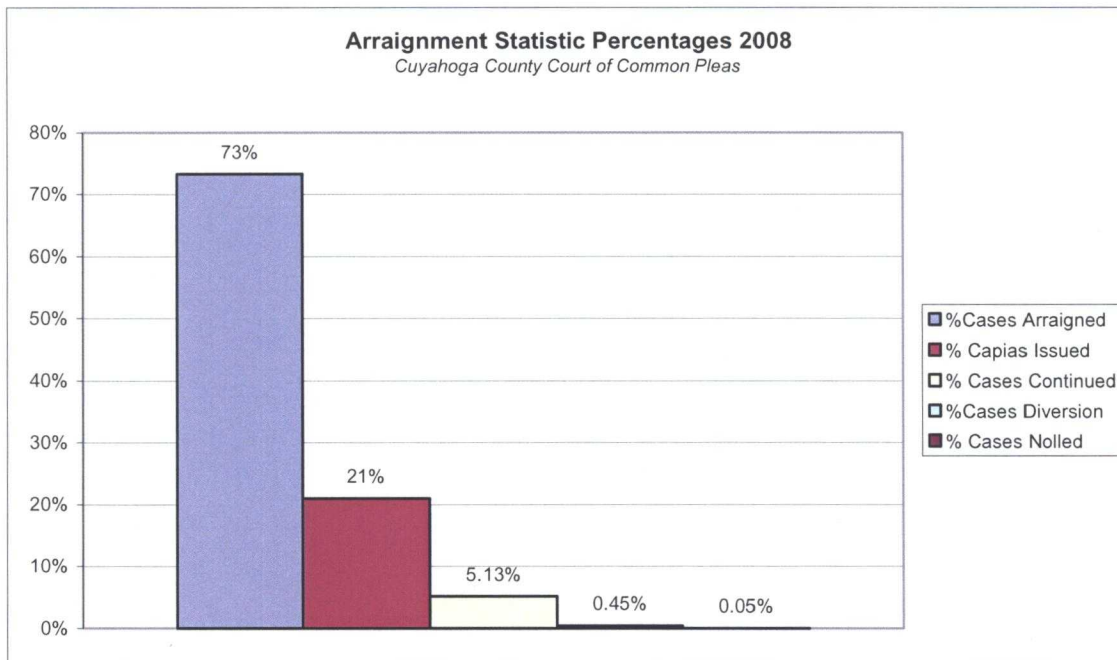
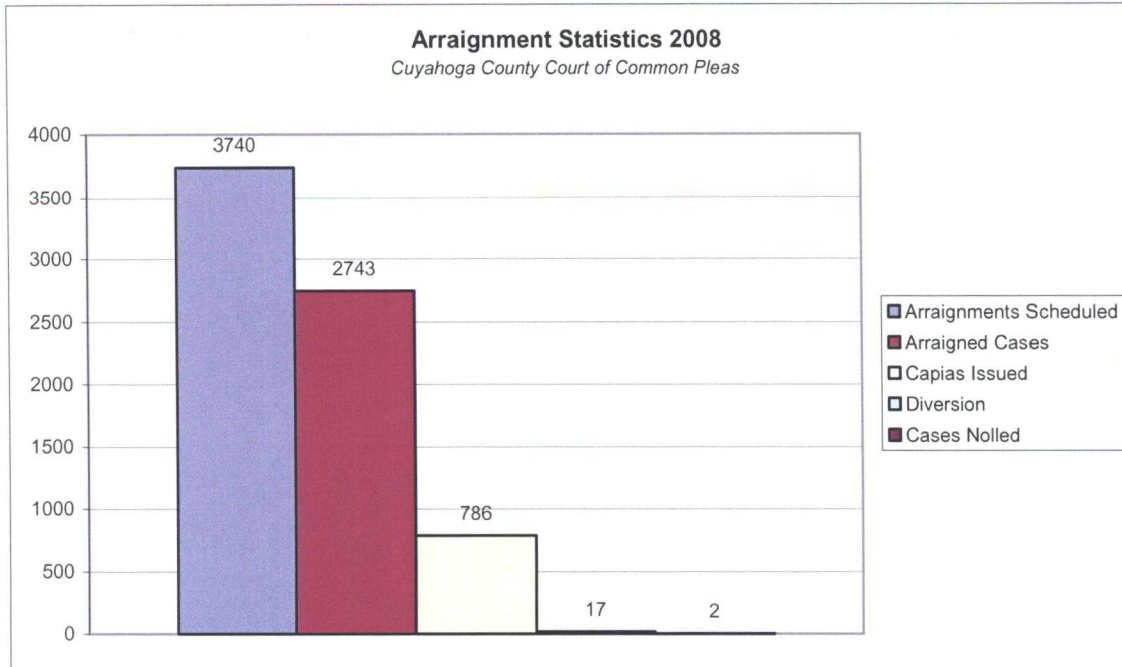
Clearance Rate



CUYAHOGA COUNTY COMMON PLEAS COURT

Corrections / Adjustments

There was an error in the *Arraignment Statistics* reported March 2008. Month to date figures were entered instead of year to date figures. The corrected charts below reflect year to date figures for March 2008.



CUYAHOGA COUNTY COMMON PLEAS COURT

Corrections / Adjustments

There was an error in the data reported on page 20 of the Statistics Report for January 2007. The error existed in the Total field of the chart for New Tax Judicial Foreclosure Filings by Month for Year 2007.

The chart on the left reflects the error. The chart on the right reflects the correction.

Month	# Filings	Month	# Filings
Jan-07	213	Jan-07	213
Feb-07	113	Feb-07	113
Mar-07	169	Mar-07	169
Apr-07	137	Apr-07	137
May-07	90	May-07	90
Jun-07	89	Jun-07	89
Jul-07	99	Jul-07	99
Aug-07	225	Aug-07	225
Sep-07	138	Sep-07	138
Oct-07	79	Oct-07	79
Nov-07	107	Nov-07	107
Dec-07	57	Dec-07	57
Avg	126	Avg	126
Total	1459	Total	1516

The graph is correct. It does not show a yearly total so it was not impacted by the error.

