



***Statistics Report
January 2019***

***John J. Russo
Administrative and Presiding Judge***

TABLE OF CONTENTS

Criminal Statistics

| | |
|------------------------------------------------------------------------|----|
| Newly Filed, Re-Activated and Transferred in Cases _____ | 4 |
| Yearly Criminal Terminations _____ | 5 |
| Pending Criminal Cases End of Period _____ | 6 |
| Clearance Rate _____ | 7 |
| Arrest to Disposition Timeline _____ | 8 |
| Average Arrest to Disposition Timeline (Jail Cases) _____ | 9 |
| Average Arrest to Disposition Timeline (Non-Jail Cases) _____ | 10 |
| Average Arrest to Disposition Timeline (Jail and Non-Jail Cases) _____ | 11 |
| Yearly Average Arrest to Disposition Timeline _____ | 12 |
| Indictments and Informations Filed With the Clerk of Courts _____ | 13 |
| Bail Case Arraignment Activity _____ | 14 |
| Overall Arraignment Statistics _____ | 15 |

Foreclosure Statistics

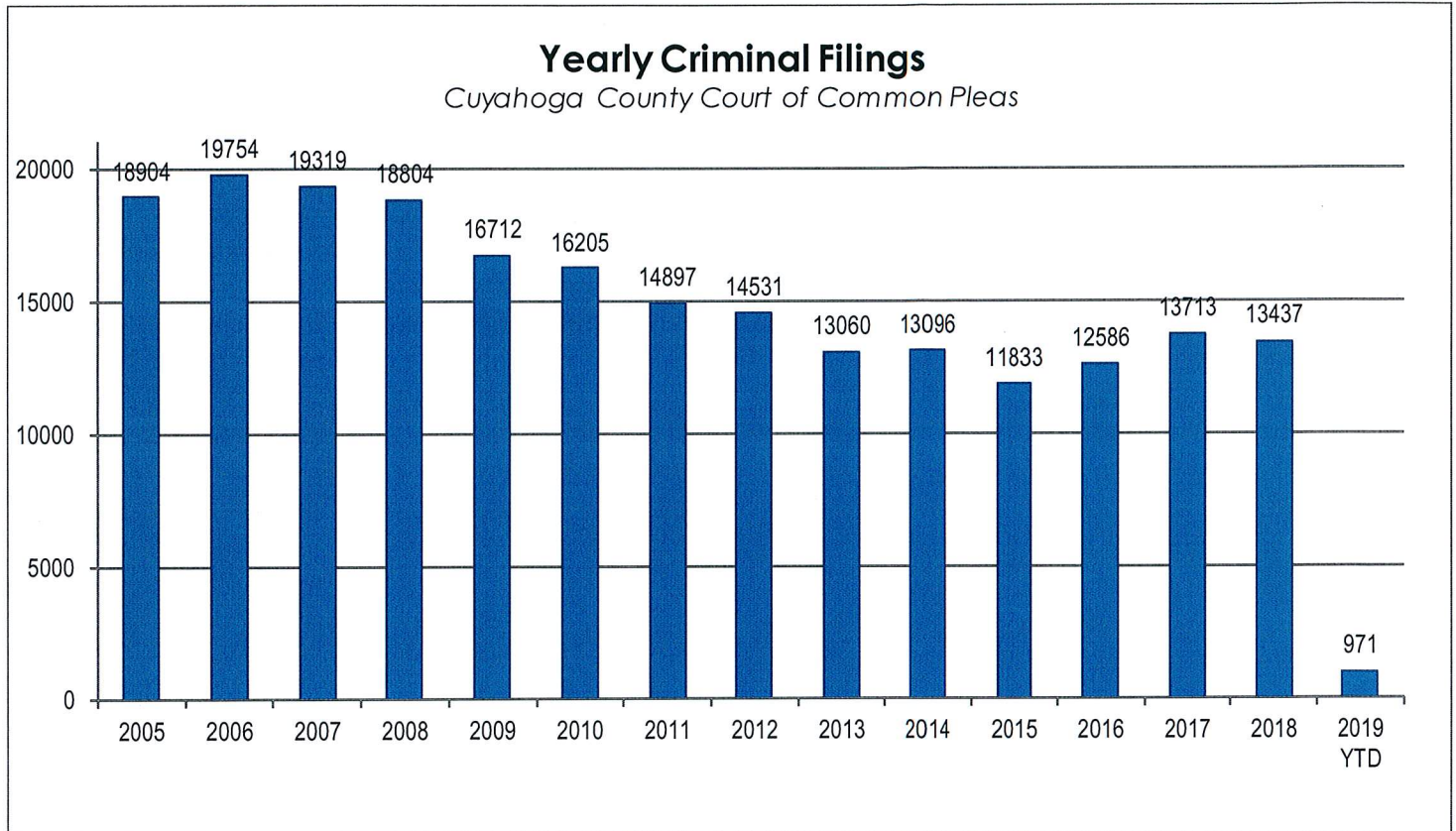
| | |
|--------------------------------------------------------------------------------------|----|
| Total Pending Judicial Foreclosure Cases Referred to Magistrates _____ | 17 |
| Total Pending Tax Lien & Certificate Cases Referred to Magistrates _____ | 18 |
| Percentage of Pending Judicial Foreclosure Cases By Filing Year _____ | 19 |
| Judicial Foreclosure Clearance Rate Year 2019 _____ | 20 |
| Avg. Number of Days to Disp. (Excl. Bank. Stays & Tax Lien & Tax Cert.) _____ | 21 |
| Avg. Number of Days to Disp. (Excl. Bank. Stays & Incl. Tax Lien & Tax Cert.) _____ | 22 |
| Total New Judicial Foreclosure Filings _____ | 23 |
| New Marsh of Lien/Quiet Title/Partition Case Filings for Years 2005 – 2019 YTD _____ | 24 |
| New Marsh of Lien/Quiet Title/Partition Case Filings by month for 2019 YTD _____ | 24 |
| New Tax Lien & Certificate Filings for Years 2005 – 2019 YTD _____ | 25 |
| New Tax Lien & Certificate Filings by Month for Year 2019 YTD _____ | 25 |
| Total New Judicial Foreclosure Filings Years 2005 – 2019 YTD _____ | 26 |
| Total New Judicial Foreclosure Filings by Month for Year 2019 YTD _____ | 26 |
| Magistrate’s Monthly Reports _____ | 27 |
| Report CMSR1062 - Judicial Foreclosure Statistics by Judge _____ | 35 |
| Monthly Summary _____ | 41 |
| Year to Date Summary _____ | 43 |
| Corrections/Adjustments _____ | 45 |

Criminal Case Statistics

CUYAHOGA COUNTY COMMON PLEAS COURT

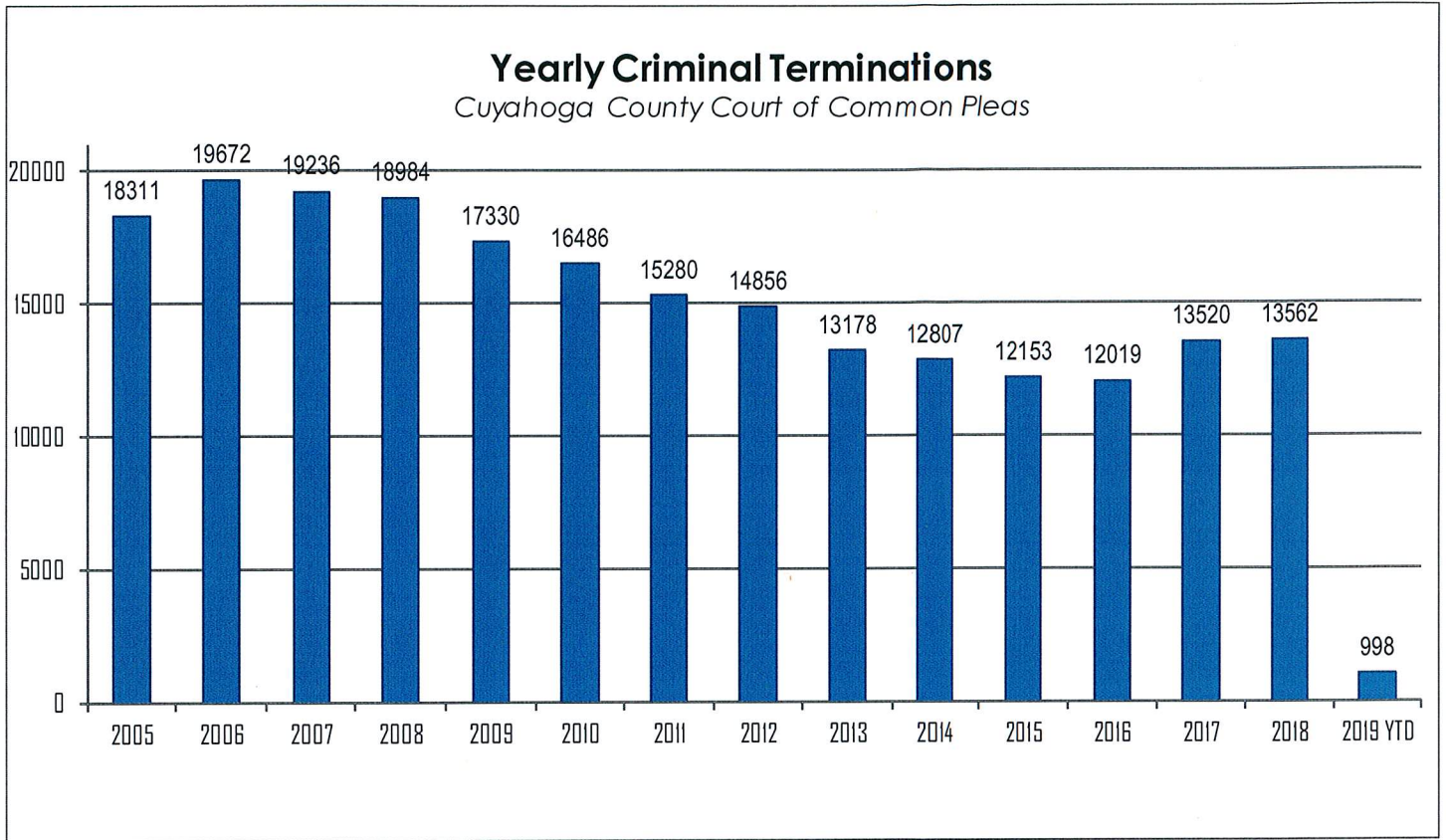
Newly Filed, Re-Activated and Transferred in Cases

The following chart is a representation of all filed cases in Cuyahoga County Court of Common Pleas from 2005 – January 2019. Newly filed cases are defined as having been arraigned and assigned to a Judge. Re-activated cases are defined as cases where a defendant was unavailable for trial and has now become ready to proceed. Transferred cases are defined as cases moved from one judge's docket to another. This could be due to re-assignment to a Mental Health Judge or after additional information indicates that by Court rule, the case should have been assigned to another Judge.



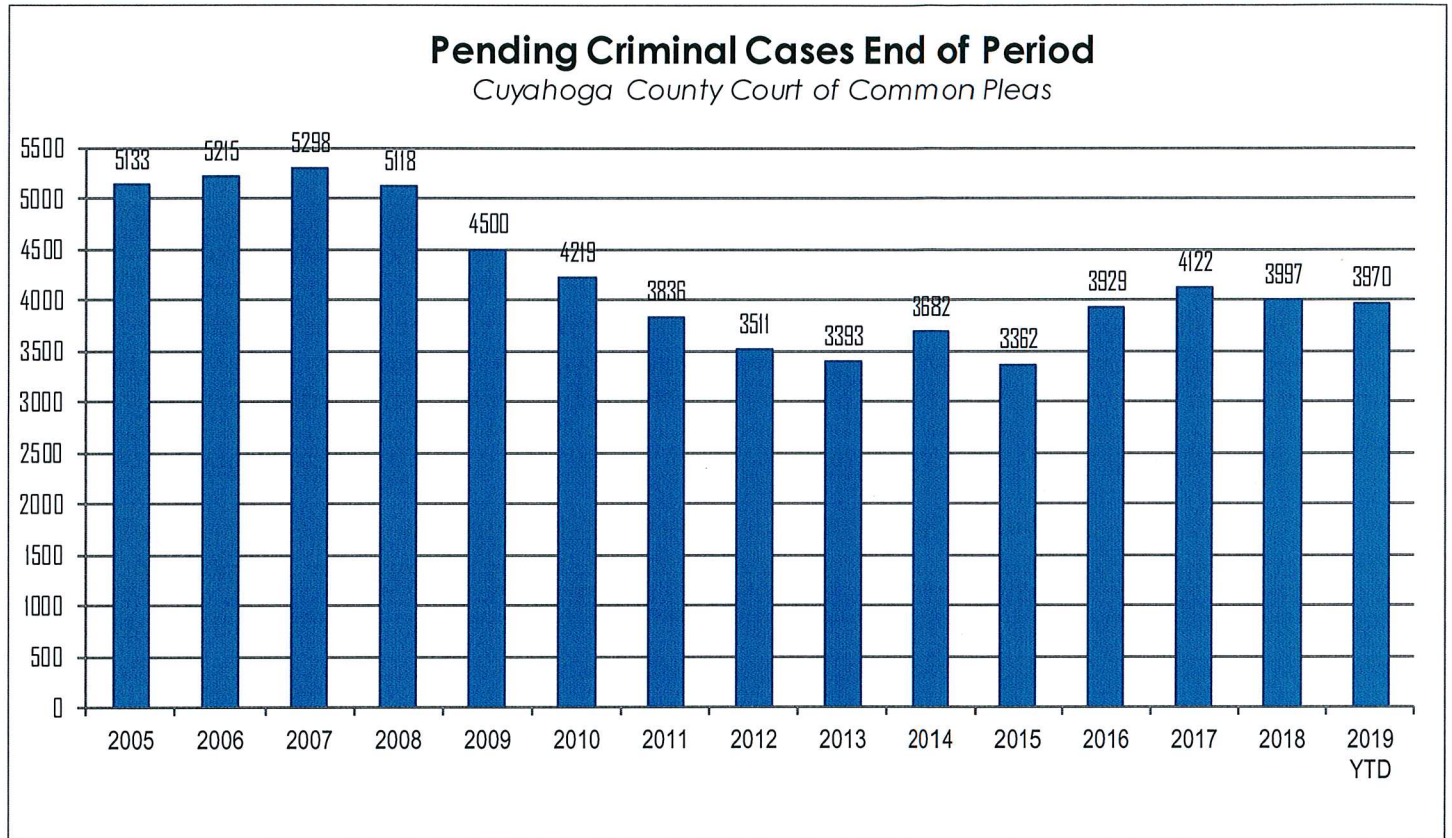
Yearly Criminal Terminations

The following chart represents cases that have been terminated by the court from 2005 – January 2019. These cases have been terminated either by trial; plea, dismissal or a defendant is unavailable for trial or sentencing.



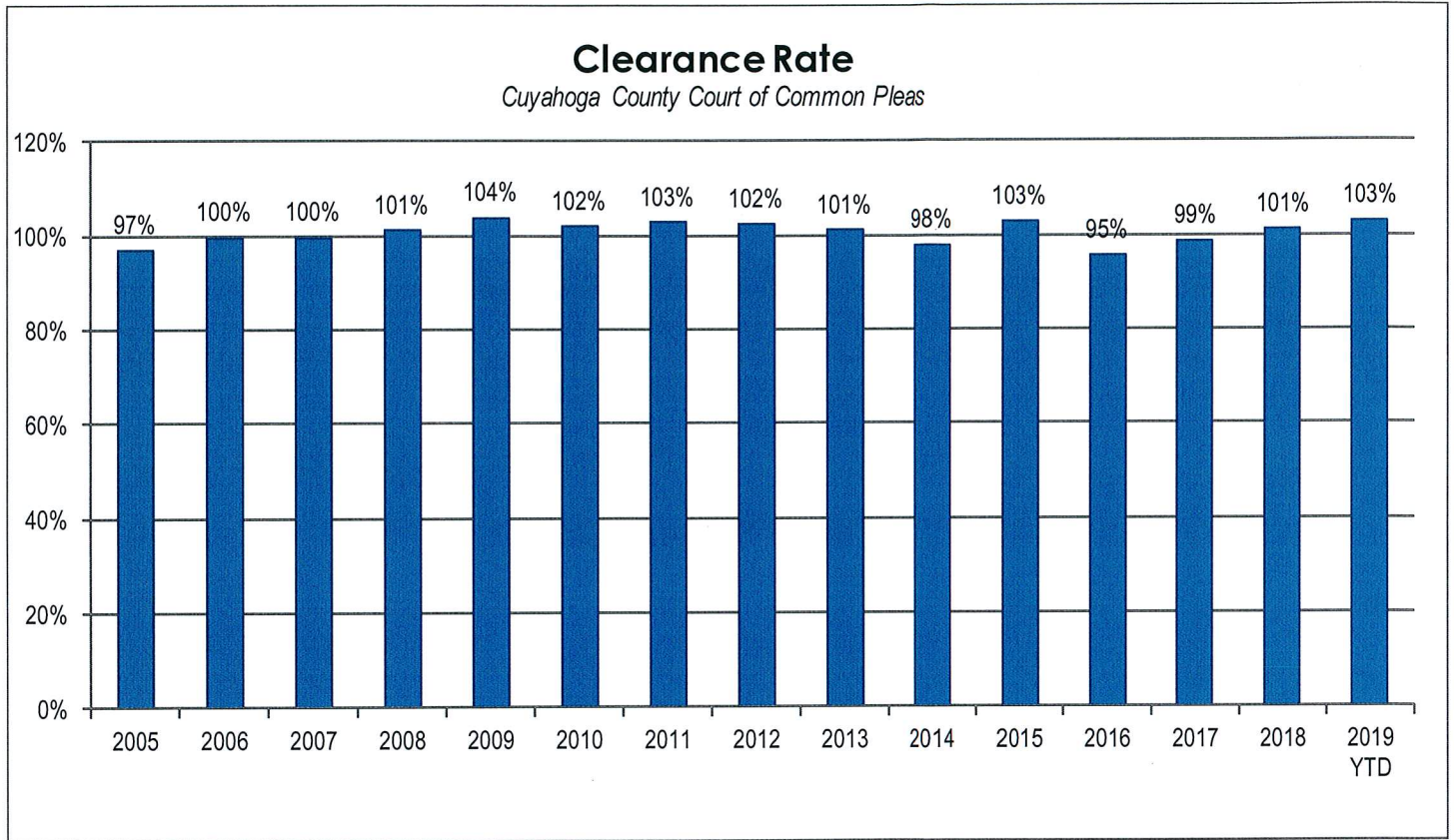
Pending Criminal Cases End of Period

The following chart represents the total number of cases pending at the end of the reporting period from 2005 – January 2019. Pending criminal cases at the end of the period is determined by adding the total number of pending cases at the beginning of the reporting period, and all newly filed, re-activated and transferred in cases. The total number of cases terminated in the period is subtracted from the sum total pending at the beginning of the period to give the value pending at the end of the period.



Clearance Rate

The Clearance Rate is the total number of outgoing cases as a percentage of the number of incoming cases. Clearance rate measures whether the court is keeping up with its incoming caseload. If cases are not disposed in a timely manner, a backlog of cases awaiting disposition will grow. A Clearance Rate of 100% indicates that at least as many cases have been filed, reopened, or reactivated in a period have been disposed.



Arrest to Disposition Timeline

Arrest to disposition timeline is a method to measure how felony cases flow through the Cuyahoga County Criminal Justice System. By capturing how long a case takes to move from stage to stage, we can examine where problems may exist and where potential improvements in case processing can be made.

The source data was extracted from the Cuyahoga County Court of Common Pleas Case Management System. The overall population of sample data was based on cases terminated in a given month excluding cases that have gone through diversion programs. A case is defined as a defendant and all charges involved in a single incident. The period for the extracted data is from January 2019.

The stages examined were:

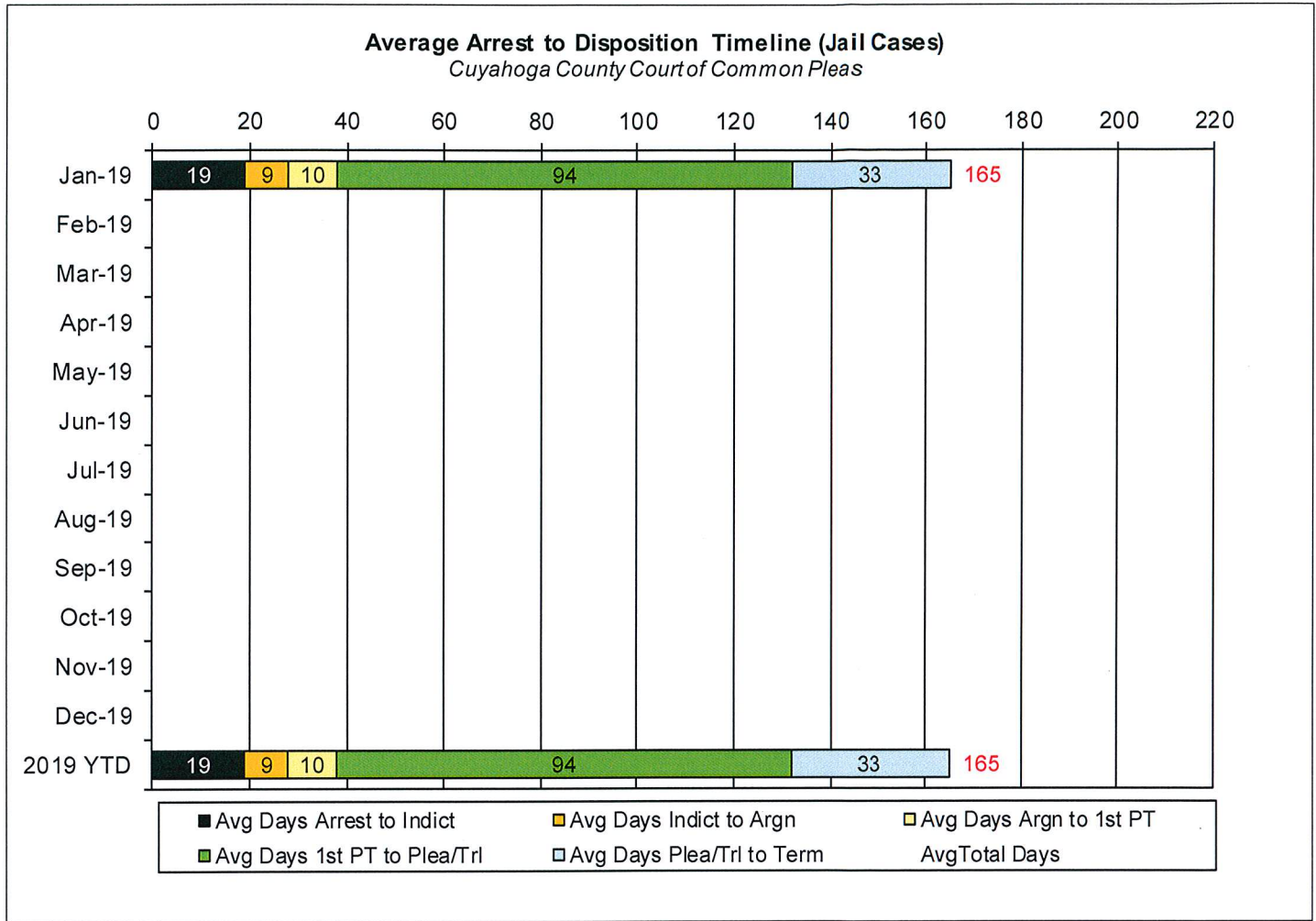
Arrest to Indictment
Indictment to Arraignment
Arraignment to 1st Pre-Trial
1st Pre-Trial to Plea/Trial
Plea/Trial to Termination

Due to the fact that each case may or may not have all of the stage date elements, a method to arrive at stage averages was applied. For a case to be included in the average for a stage there would need to be both dates for the given stage. A case would be included in the Arrest to Indictment stage if both arrest date and indictment date were available. This method was applied to each of the five stages. Next we calculated the total number of cases that met the date criteria for each of the ranges and also the total number of days between each date. To arrive at an average, the total number of days for each case in each range was calculated and divided by the total number of cases that met the date criteria. If a case had a time period or periods where the defendant was capiased or referred to the Psych Clinic, that amount of time was subtracted from the appropriate range. For re-indicted cases, the original arrest date is used.

The following three charts are for Jail, Non-Jail and combined Jail and Non-Jail cases. Jail and Non-Jail cases are defined by the posting of bond prior to plea or trial.

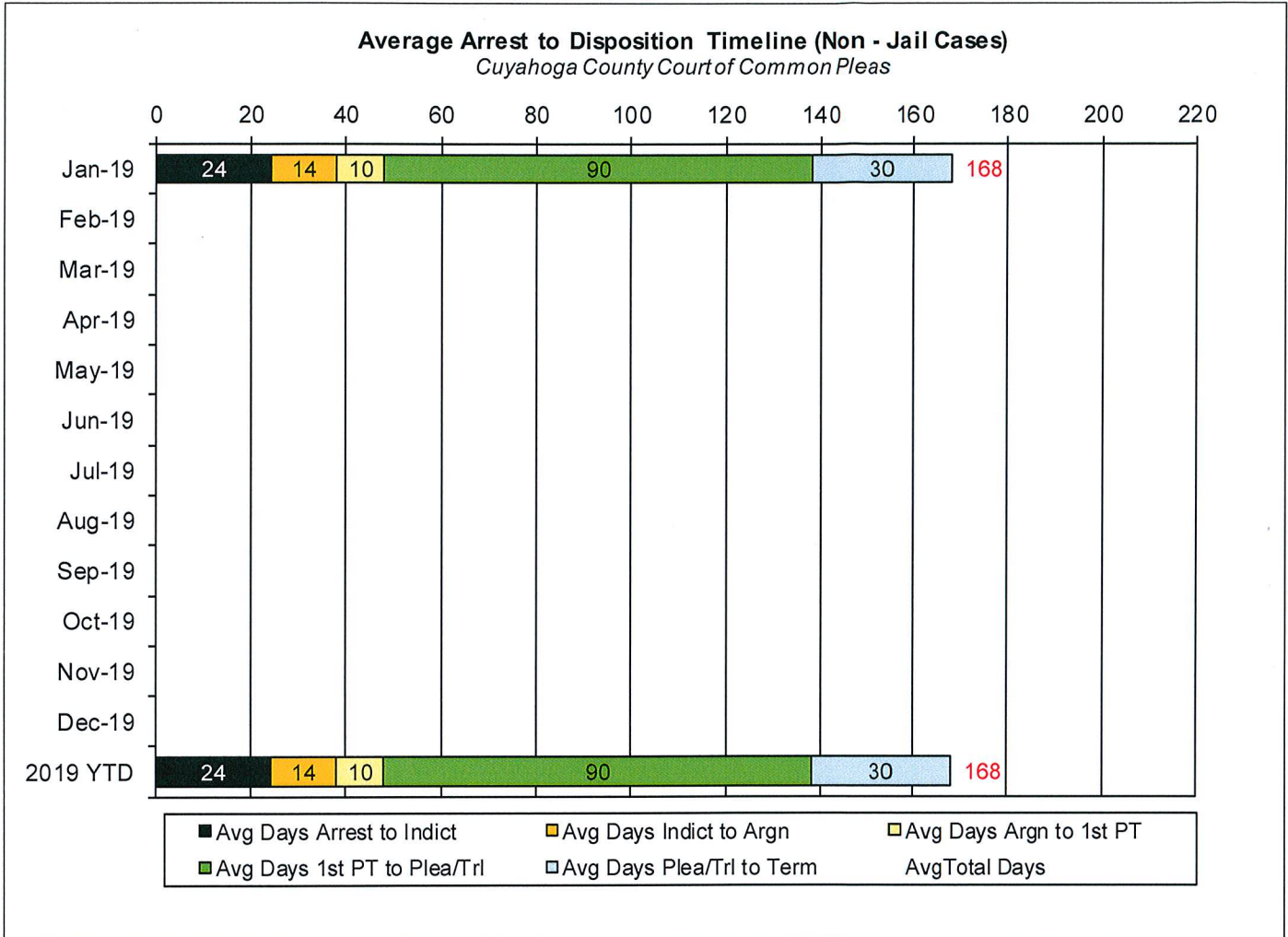
CUYAHOGA COUNTY COMMON PLEAS COURT

Average Arrest to Disposition Timeline (Jail Cases)



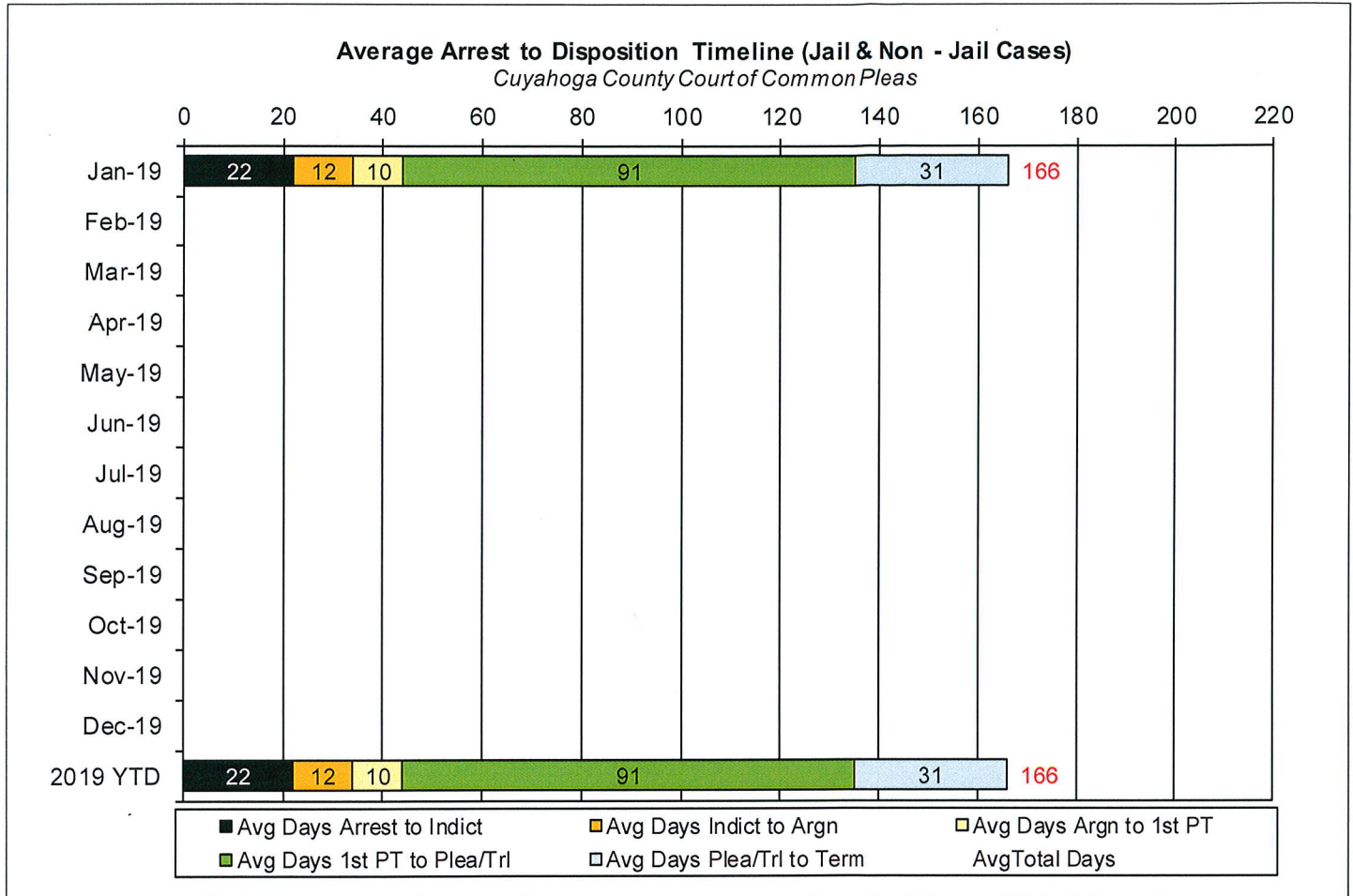
CUYAHOGA COUNTY COMMON PLEAS COURT

Average Arrest to Disposition Timeline (Non-Jail Cases)



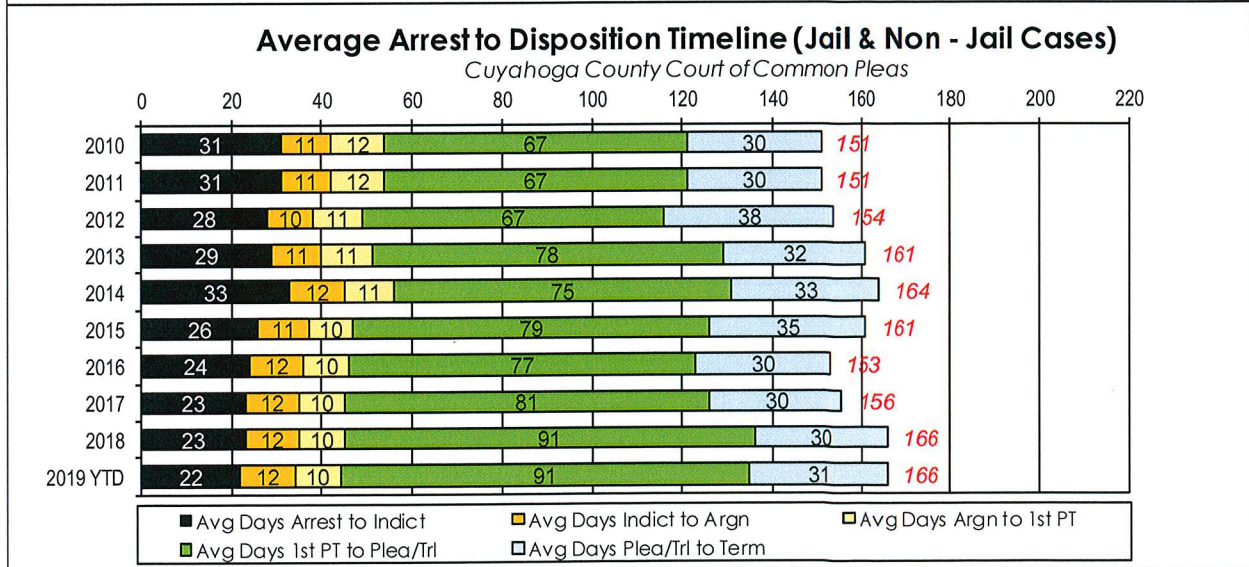
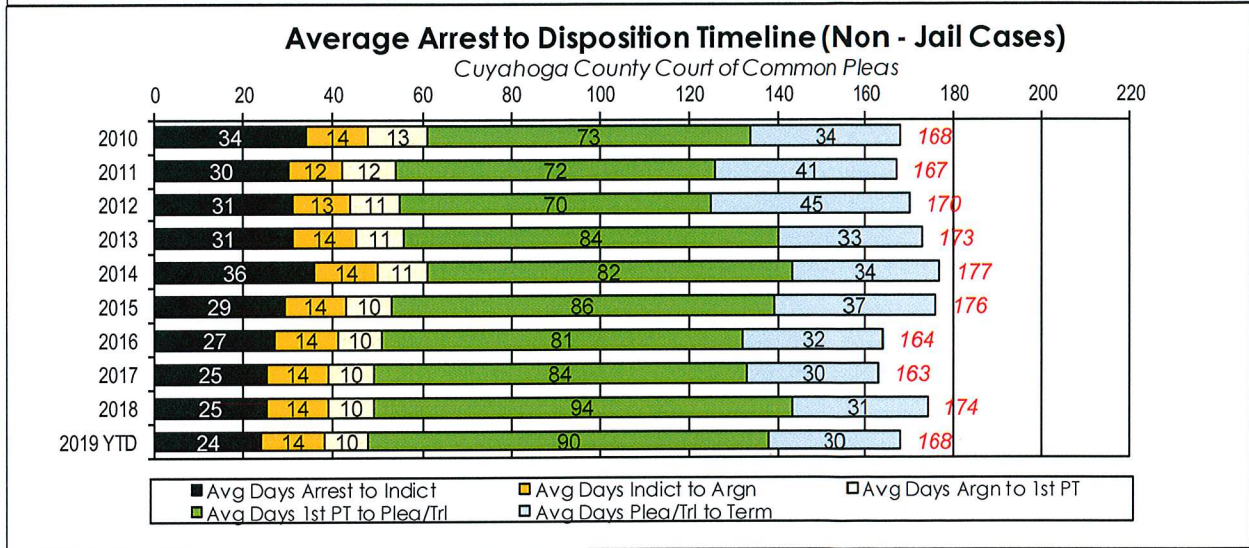
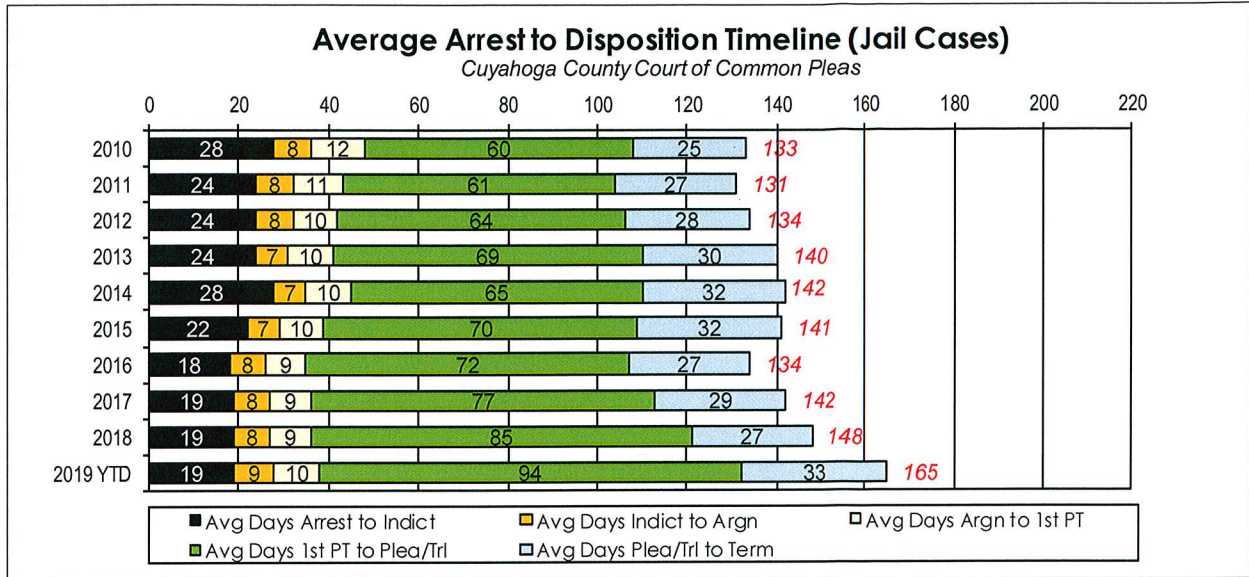
CUYAHOGA COUNTY COMMON PLEAS COURT

Average Arrest to Disposition Timeline (Jail and Non-Jail Cases)



CUYAHOGA COUNTY COMMON PLEAS COURT

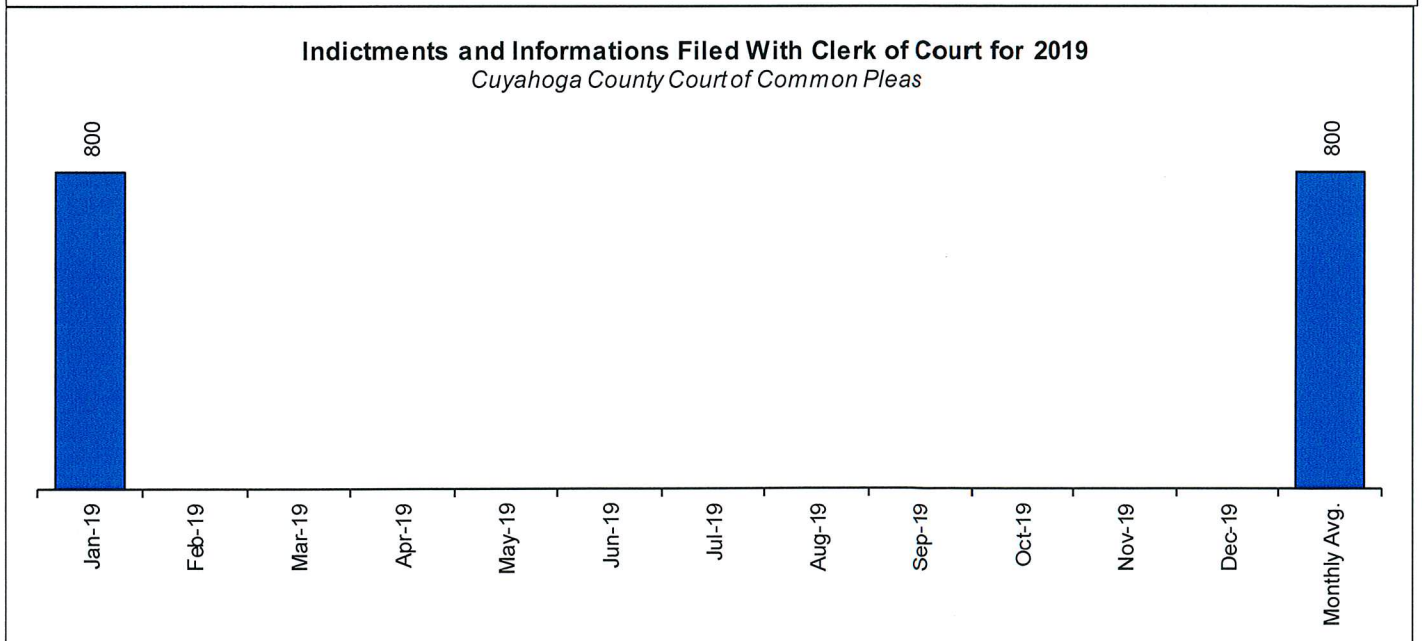
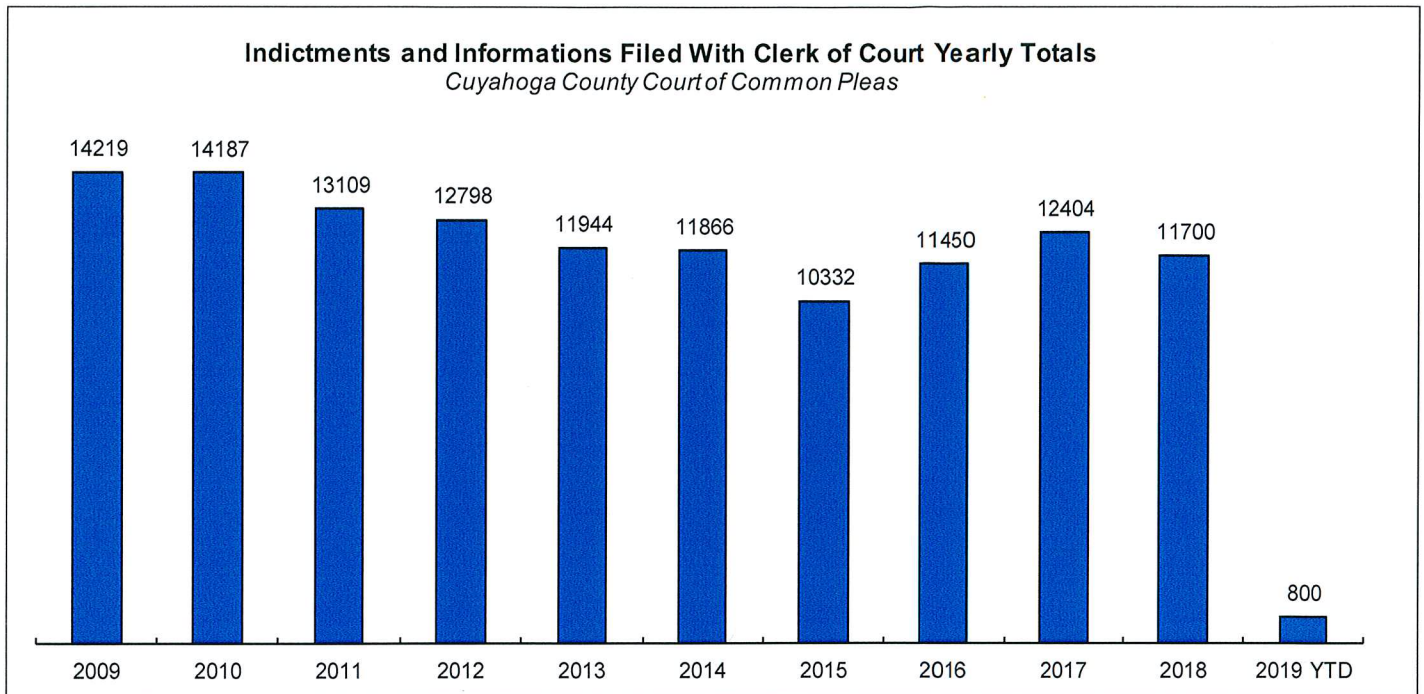
Yearly Average Arrest to Disposition Timeline



CUYAHOGA COUNTY COMMON PLEAS COURT

Indictments and Informations Filed With the Clerk of Courts

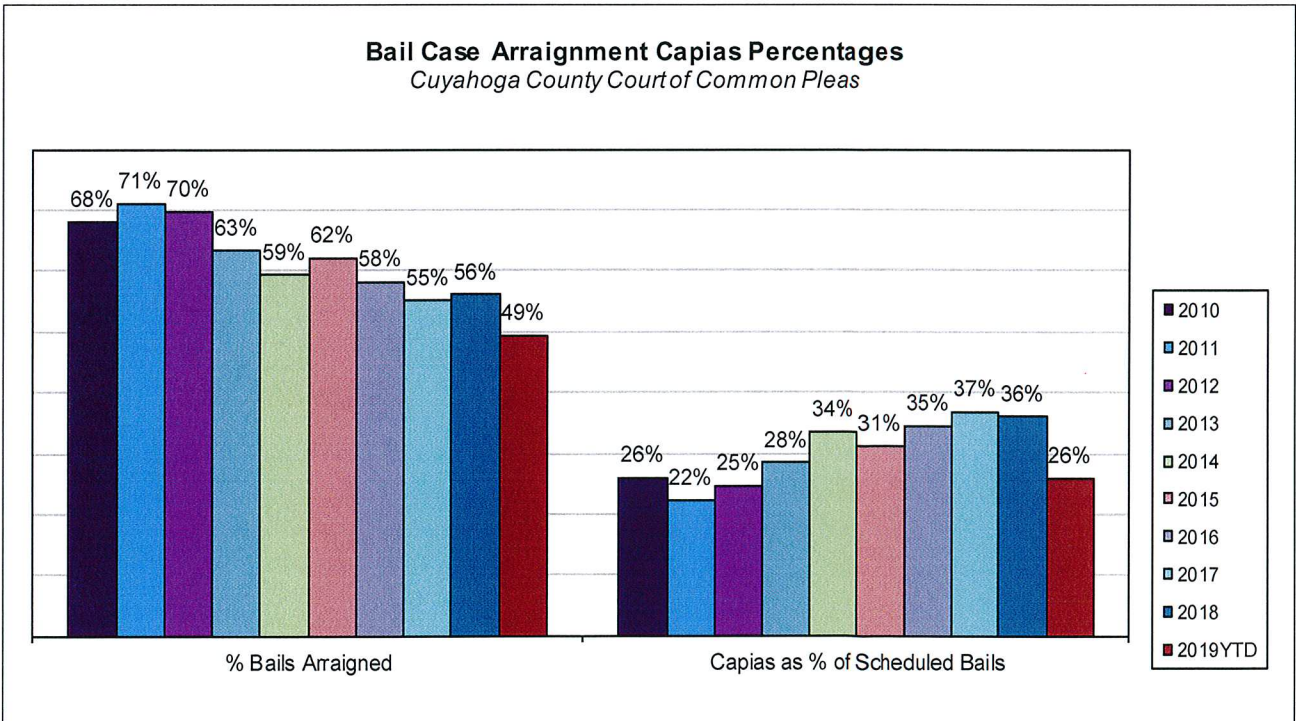
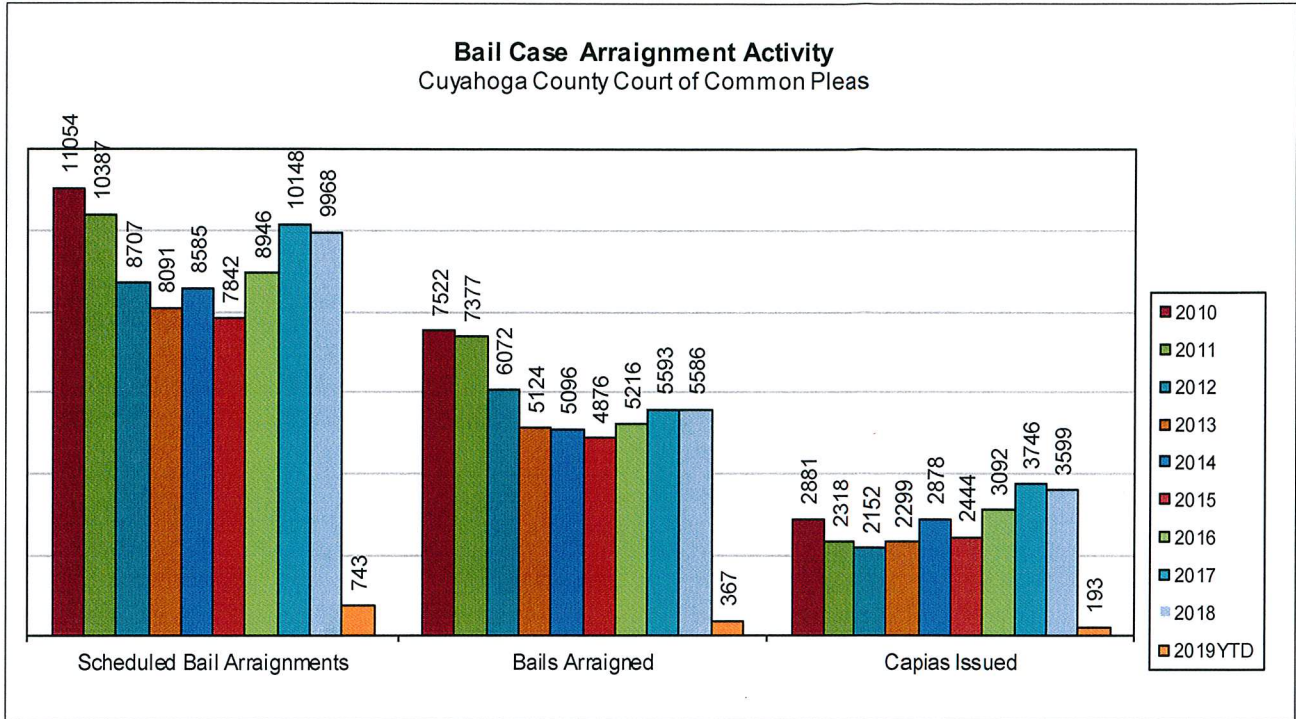
The following charts are reflective of Indictments and Informations filed with the Criminal Clerk of Courts from 2000. The source for this information was the Criminal Clerk's Office.



CUYAHOGA COUNTY COMMON PLEAS COURT

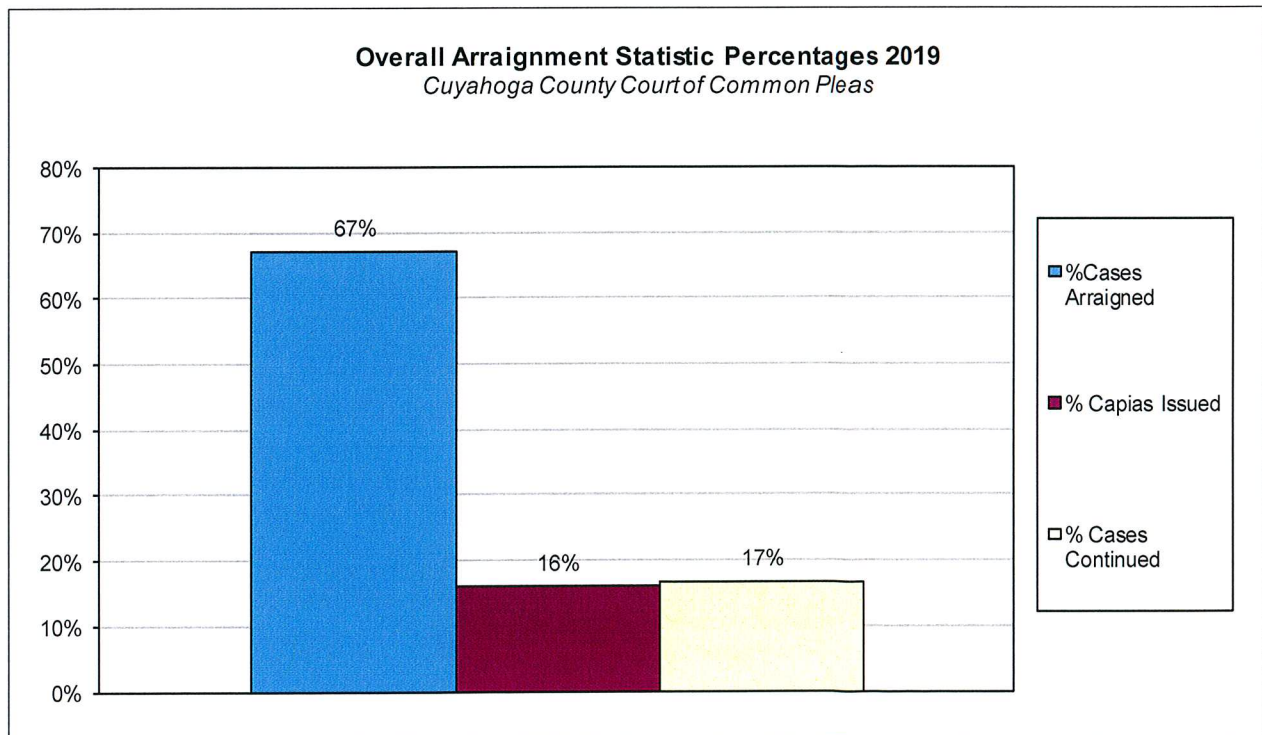
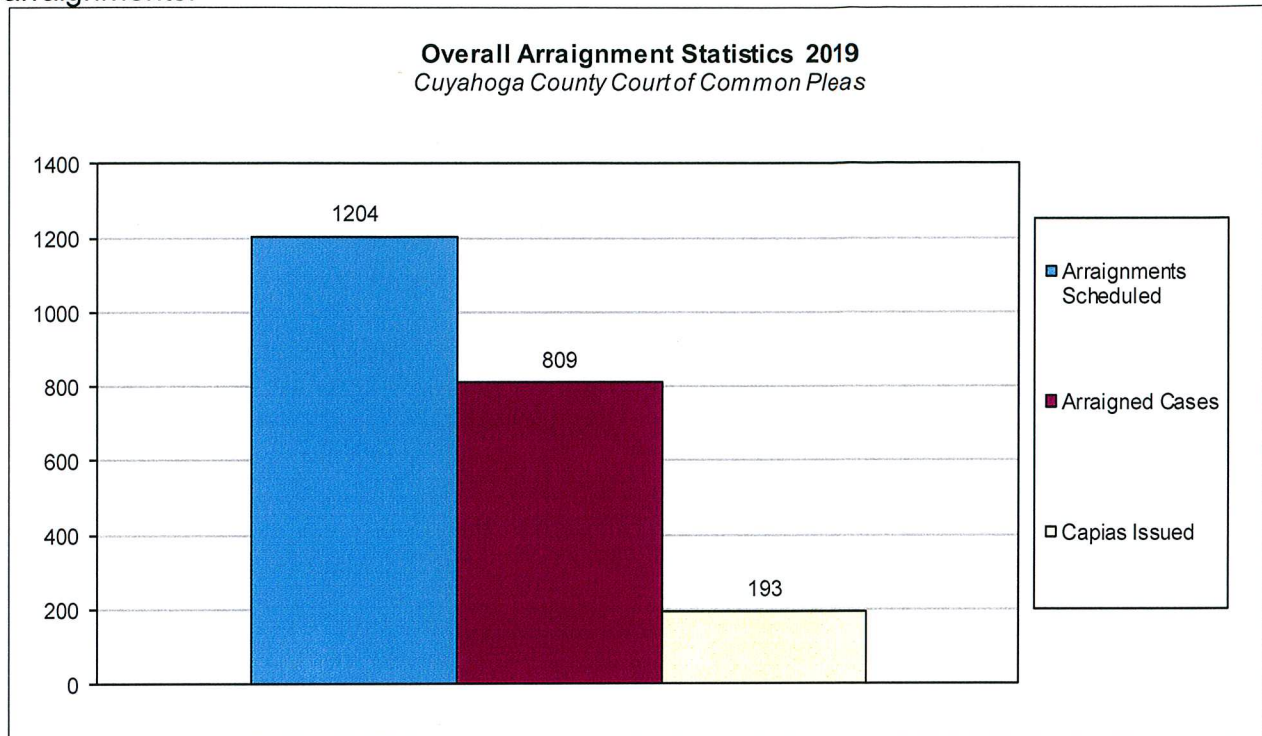
Bail Case Arraignment Activity

The following charts are reflective of arraignment activity where the defendant was not incarcerated at the time of arraignment. The source for this information was the Criminal Records Department.



Overall Arraignment Statistics

The arraignment statistics were provided by the Criminal Records Department. They are provided to give a representation of arraignment activity in the Court in 2019. These statistics include jail and non – jail arraignments.




Judicial Foreclosure Statistics¹

¹ For clarification purposes, Foreclosure cases in this report are identified as Judicial Foreclosure filings (filing codes 1460 (Foreclosure Marsh. Of Lien), 1465(Tax Lien), 1466 (Tax Certificate), 1470 (Quiet Title), and 1480 (Partition)). These cases are different from Board of Revision Foreclosures, which are not reported here.

CUYAHOGA COUNTY COMMON PLEAS COURT

Total Pending Judicial Foreclosure Cases Referred to Magistrates

The following chart is a display of the total number of pending Judicial Foreclosure cases referred to the Magistrates on specific dates. The table below shows the number of these cases pending from each year since 2005.




| | As of: | 2/13/2019 | | | | | | | | | | | | |
|--------------|--------|-------------|--|--|--|--|--|--|--|--|--|--|--|--|
| Year | | | | | | | | | | | | | | |
| 2005 | | 1 | | | | | | | | | | | | |
| 2006 | | 0 | | | | | | | | | | | | |
| 2007 | | 0 | | | | | | | | | | | | |
| 2008 | | 0 | | | | | | | | | | | | |
| 2009 | | 1 | | | | | | | | | | | | |
| 2010 | | 3 | | | | | | | | | | | | |
| 2011 | | 4 | | | | | | | | | | | | |
| 2012 | | 3 | | | | | | | | | | | | |
| 2013 | | 4 | | | | | | | | | | | | |
| 2014 | | 15 | | | | | | | | | | | | |
| 2015 | | 20 | | | | | | | | | | | | |
| 2016 | | 58 | | | | | | | | | | | | |
| 2017 | | 218 | | | | | | | | | | | | |
| 2018 | | 2536 | | | | | | | | | | | | |
| 2019 | | 450 | | | | | | | | | | | | |
| Total | | 3313 | | | | | | | | | | | | |

CUYAHOGA COUNTY COMMON PLEAS COURT

Total Pending Tax Lien & Certificate Cases Referred to Magistrates

The following chart is a display of the number of pending tax Judicial Foreclosure cases referred to the Magistrates on specific dates. The table below shows the number of pending tax Judicial Foreclosure cases in each year since 2005.




| Year | As of: | 2/13/2019 | | | | | | | | | | | | |
|--------------|--------|-------------|--|--|--|--|--|--|--|--|--|--|--|--|
| 2005 | | 0 | | | | | | | | | | | | |
| 2006 | | 0 | | | | | | | | | | | | |
| 2007 | | 0 | | | | | | | | | | | | |
| 2008 | | 0 | | | | | | | | | | | | |
| 2009 | | 1 | | | | | | | | | | | | |
| 2010 | | 1 | | | | | | | | | | | | |
| 2011 | | 3 | | | | | | | | | | | | |
| 2012 | | 3 | | | | | | | | | | | | |
| 2013 | | 2 | | | | | | | | | | | | |
| 2014 | | 5 | | | | | | | | | | | | |
| 2015 | | 3 | | | | | | | | | | | | |
| 2016 | | 9 | | | | | | | | | | | | |
| 2017 | | 28 | | | | | | | | | | | | |
| 2018 | | 1047 | | | | | | | | | | | | |
| 2019 | | 60 | | | | | | | | | | | | |
| Total | | 1162 | | | | | | | | | | | | |

CUYAHOGA COUNTY COMMON PLEAS COURT

Percentage of Pending Judicial Foreclosure Cases By Filing Year

The following chart is a representation of the total number of pending Judicial Foreclosure cases by filing year expressed as a percentage on a specific date. The table below is the supporting data for this chart.

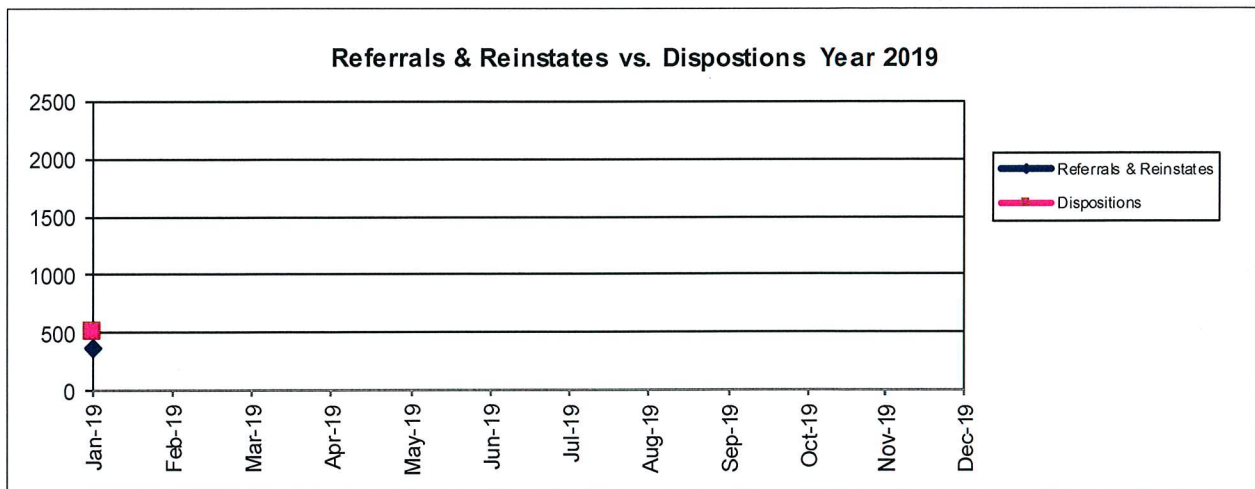



| | As of: | 2/13/2019 | % of Total |
|--------------|--------|-------------|----------------|
| Year | | | |
| 2005 | | 1 | 0.03% |
| 2006 | | 0 | 0.00% |
| 2007 | | 0 | 0.00% |
| 2008 | | 0 | 0.00% |
| 2009 | | 1 | 0.03% |
| 2010 | | 3 | 0.09% |
| 2011 | | 4 | 0.12% |
| 2012 | | 3 | 0.09% |
| 2013 | | 4 | 0.12% |
| 2014 | | 15 | 0.45% |
| 2015 | | 20 | 0.60% |
| 2016 | | 58 | 1.75% |
| 2017 | | 218 | 6.58% |
| 2018 | | 2536 | 76.55% |
| 2019 | | 450 | 13.58% |
| Total | | 3313 | 100.00% |

CUYAHOGA COUNTY COMMON PLEAS COURT

Judicial Foreclosure Clearance Rate Year 2019

The Clearance Rate is the number of outgoing cases as a percentage of the number of incoming cases. Clearance rate measures whether the court is keeping up with its incoming caseload. If cases are not disposed in a timely manner, a backlog of cases awaiting disposition will grow. A Clearance Rate of 100% indicates that at least as many cases as have been filed, reopened, or reactivated in a period have been disposed.

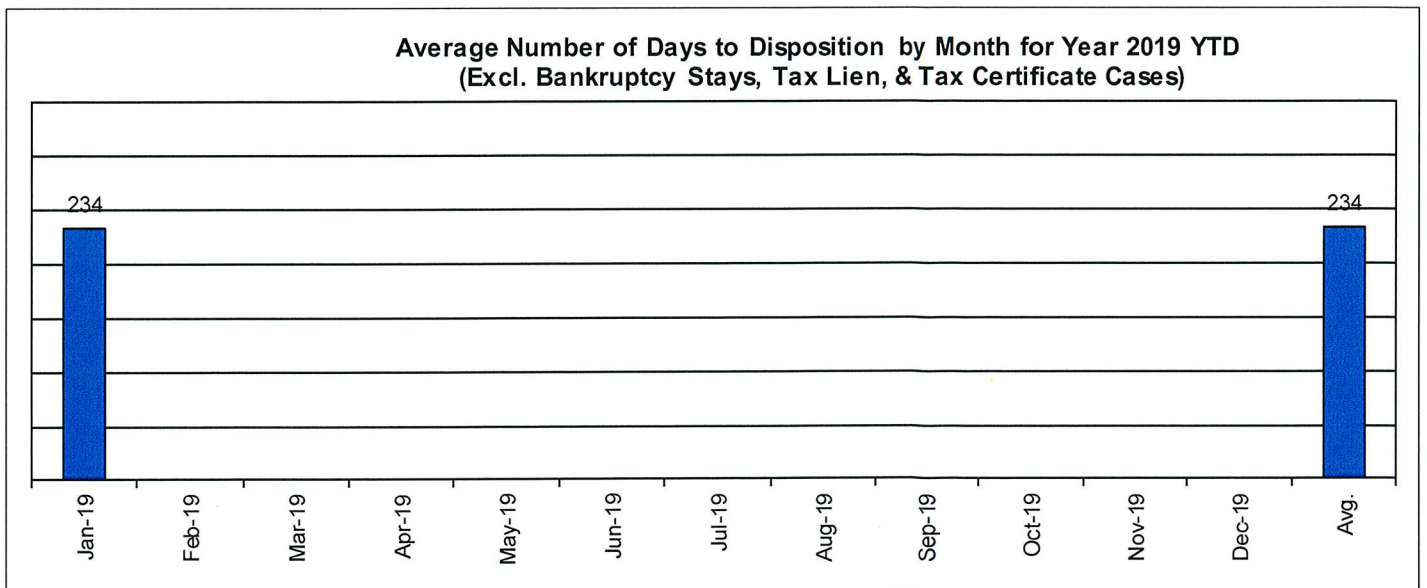
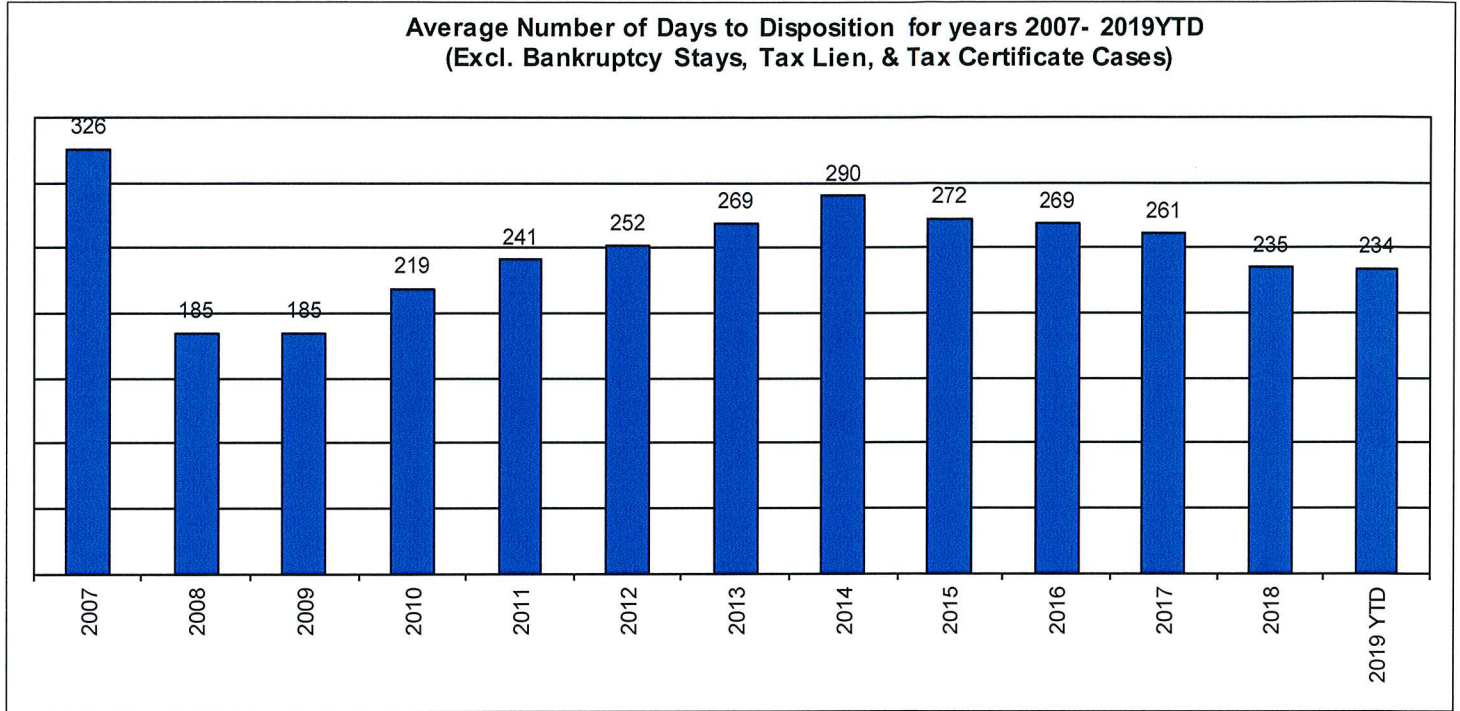


| | Referrals & Reinstates | Dispositions | Clearance Rate |
|--------|------------------------|--------------|----------------|
| Jan-19 | 363 | 508 | 140% |
| Feb-19 | | | |
| Mar-19 | | | |
| Apr-19 | | | |
| May-19 | | | |
| Jun-19 | | | |
| Jul-19 | | | |
| Aug-19 | | | |
| Sep-19 | | | |
| Oct-19 | | | |
| Nov-19 | | | |
| Dec-19 | | | |
| Avg | 363 | 508 | 140% |
| Total | 363 | 508 | |

CUYAHOGA COUNTY COMMON PLEAS COURT

Avg. Number of Days to Disp. (Excl. Bank. Stays & Tax Lien & Tax Cert.)

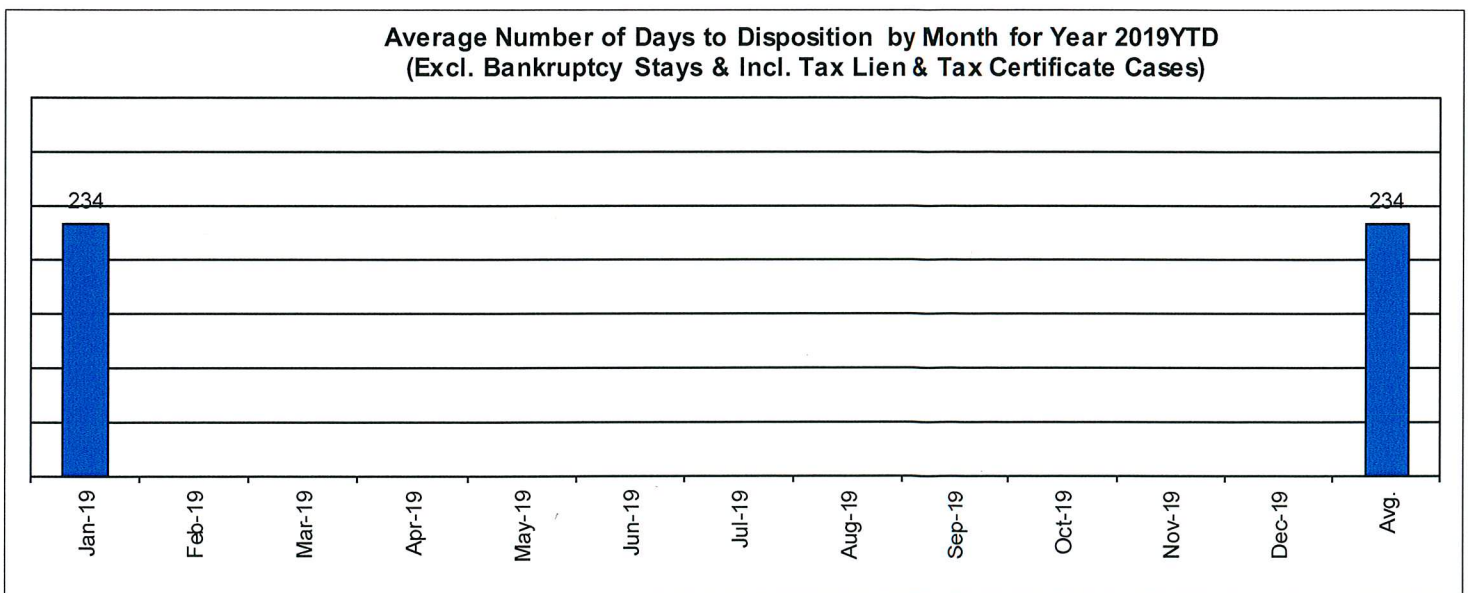
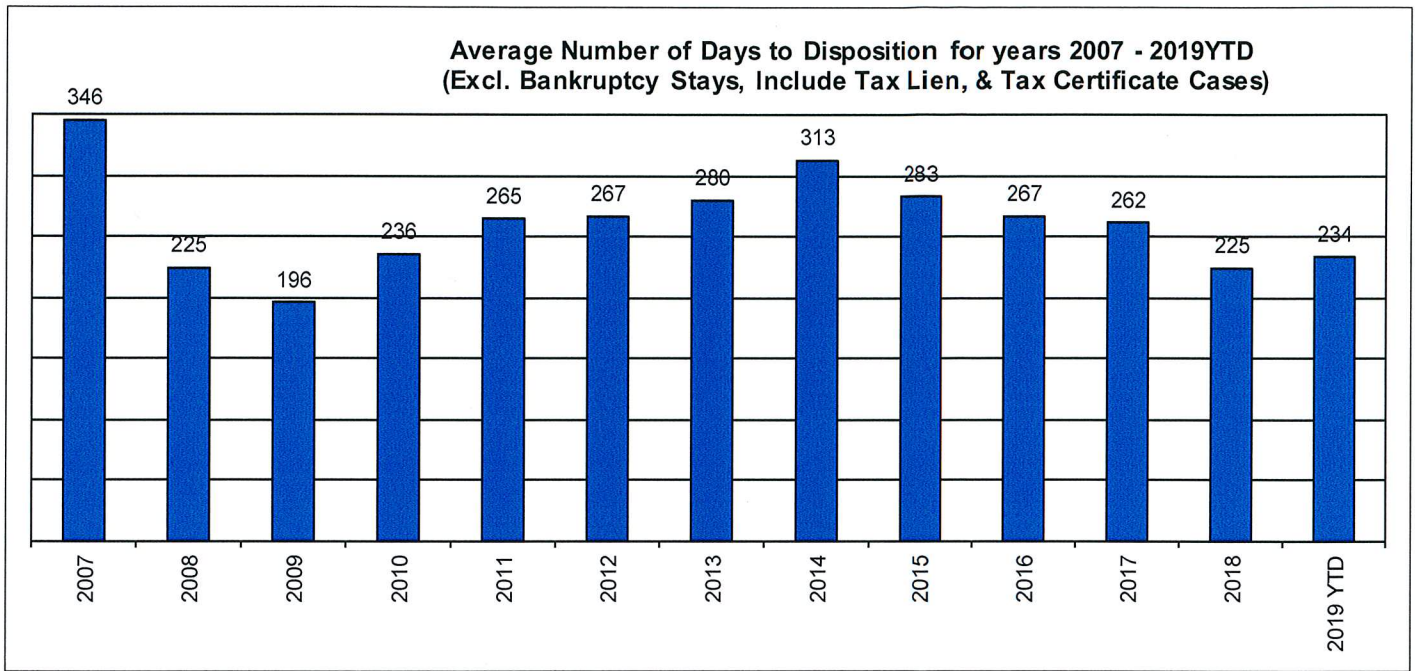
The average number of days to disposition is the number of days from filing to a final disposition entry being filed with the Clerk of Court. The data sample is based on all judicial foreclosure cases terminated by decree or dismissal (cases terminated by bankruptcy are not included) in a month. Each case is examined to determine the number of days between filing and termination with the periods that a case may have been in bankruptcy subtracted. Adding the total days of all of the cases minus bankruptcy periods and dividing by the total number of cases calculates the average. In the following chart, tax judicial foreclosure cases are excluded.



CUYAHOGA COUNTY COMMON PLEAS COURT

Avg. Number of Days to Disp. (Excl. Bank. Stays & Incl. Tax Lien & Tax Cert.)

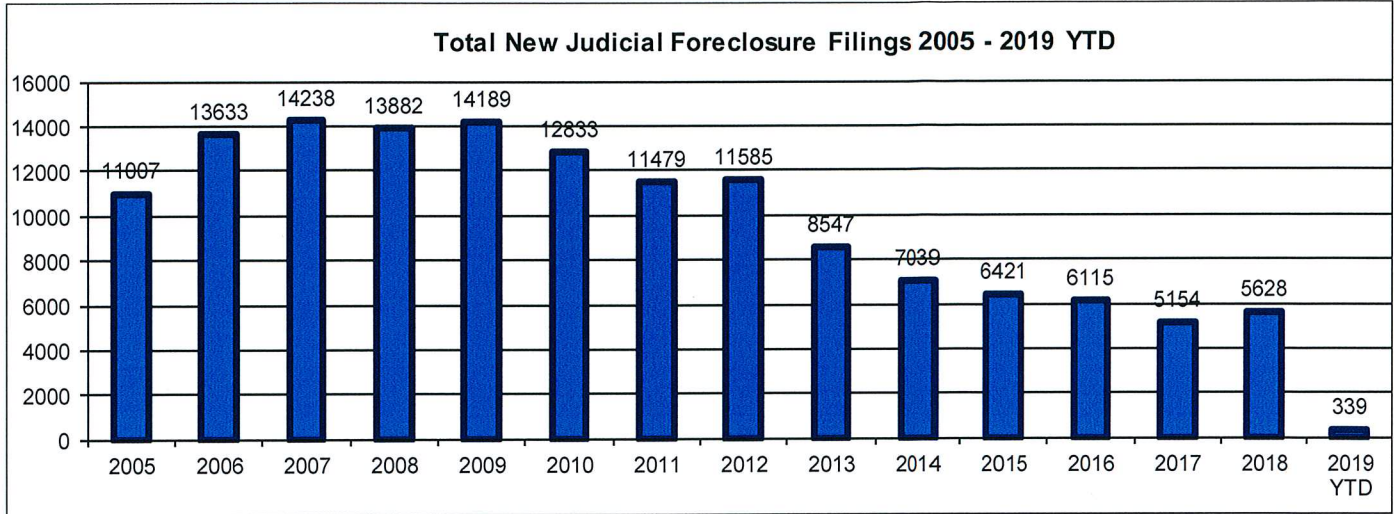
The average number of days to disposition is the number of days from filing to a final disposition entry being filed with the Clerk of Court. The data sample is based on all Judicial Foreclosure cases terminated by decree or dismissal (cases terminated by bankruptcy are not included) in a month. Each case is examined to determine the number of days between filing and termination with the periods that a case may have been in bankruptcy subtracted. Adding the total days of all of the cases minus bankruptcy periods and dividing by the total number of cases calculates the average. In the following chart, all types of Judicial Foreclosure cases are included.



Total New Judicial Foreclosure Filings

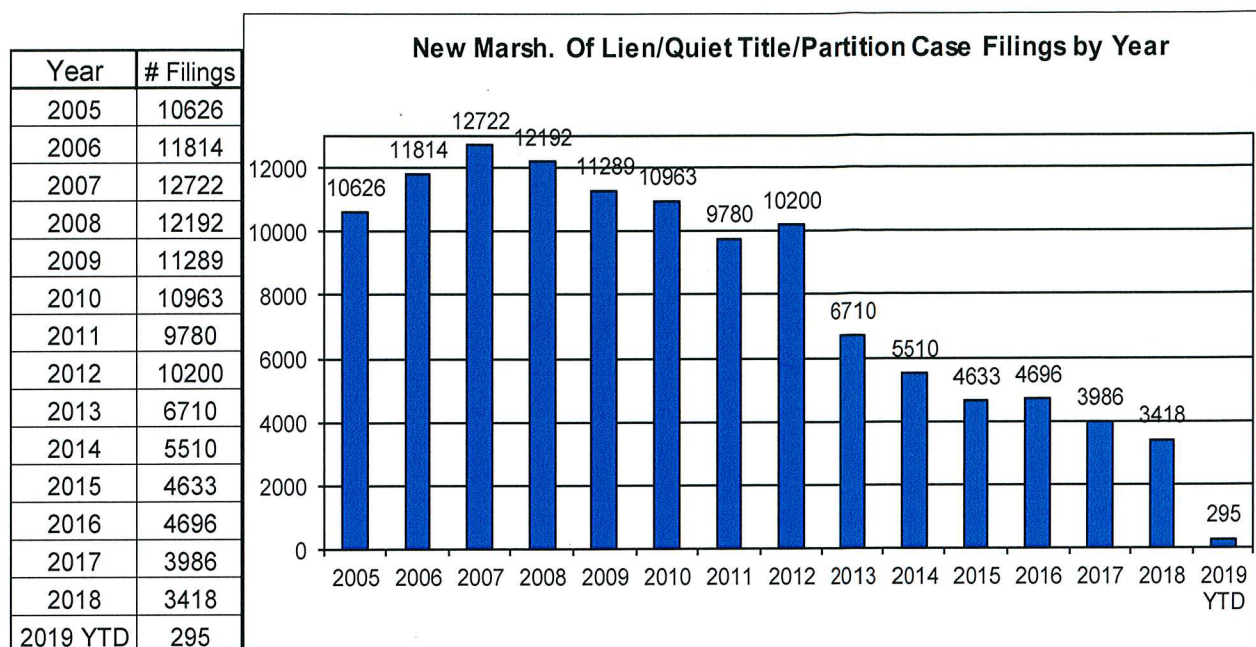
The following charts are provided as a historical view of new judicial foreclosure filings.

1. Total New Judicial Foreclosure Filings from 2005 – 2019 by year
2. Total New Marsh of Lien/Quiet Title/Partition Filings from 2005 – 2019 by month
3. Total New Tax Lien & Tax Certificate Filings for 2005 – 2019 by month
4. Total New Judicial Foreclosure Filings from 2005 – 2019 by month

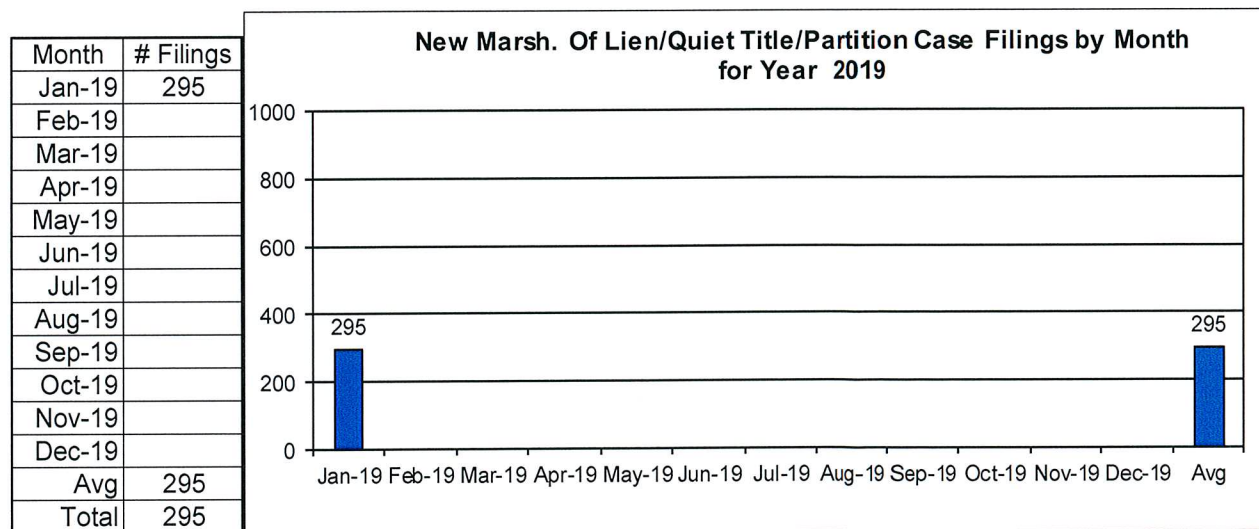


CUYAHOGA COUNTY COMMON PLEAS COURT

New Marsh of Lien/Quiet Title/Partition Case Filings for Years 2005 – 2019 YTD



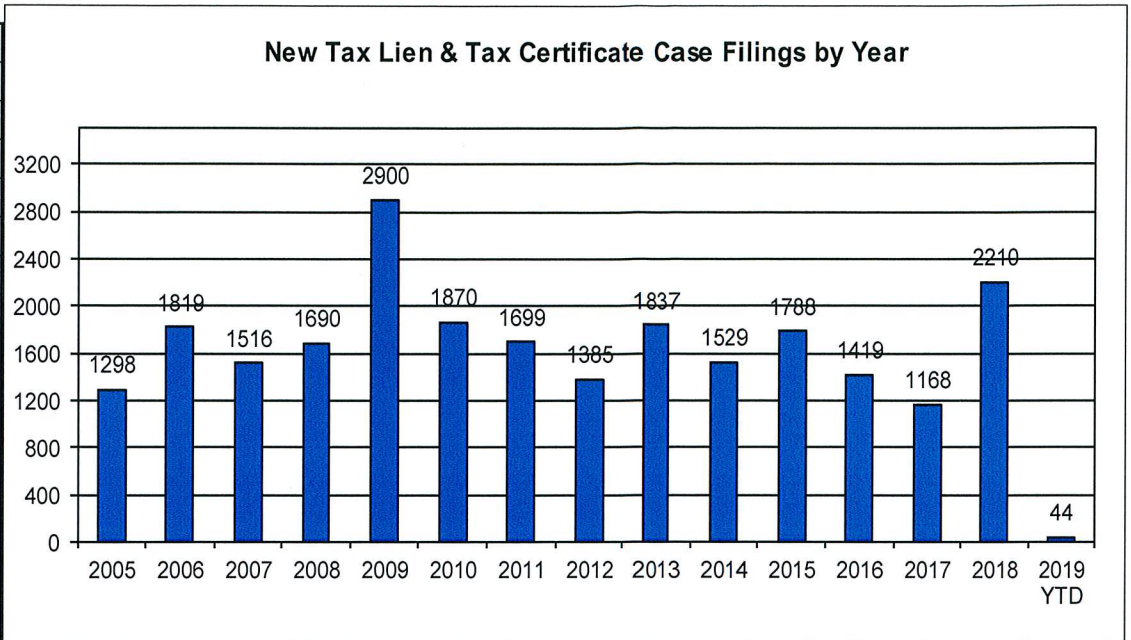
New Marsh of Lien/Quiet Title/Partition Case Filings by month for 2019 YTD



CUYAHOGA COUNTY COMMON PLEAS COURT


New Tax Lien & Certificate Filings for Years 2005 – 2019 YTD

| Year | # Filings |
|----------|-----------|
| 2005 | 1298 |
| 2006 | 1819 |
| 2007 | 1516 |
| 2008 | 1690 |
| 2009 | 2900 |
| 2010 | 1870 |
| 2011 | 1699 |
| 2012 | 1385 |
| 2013 | 1837 |
| 2014 | 1529 |
| 2015 | 1788 |
| 2016 | 1419 |
| 2017 | 1168 |
| 2018 | 2210 |
| 2019 YTD | 44 |



New Tax Lien & Certificate Filings by Month for Year 2019 YTD

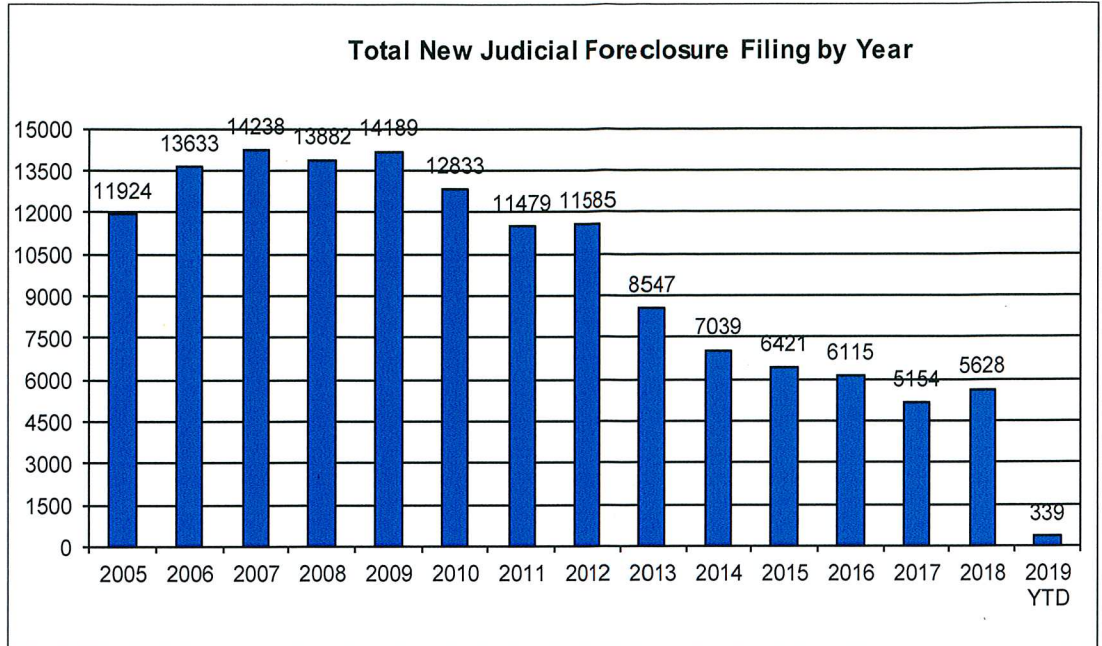
| Month | # Filings |
|--------|-----------|
| Jan-19 | 44 |
| Feb-19 | |
| Mar-19 | |
| Apr-19 | |
| May-19 | |
| Jun-19 | |
| Jul-19 | |
| Aug-19 | |
| Sep-19 | |
| Oct-19 | |
| Nov-19 | |
| Dec-19 | |
| Avg | 44 |
| Total | 44 |



CUYAHOGA COUNTY COMMON PLEAS COURT

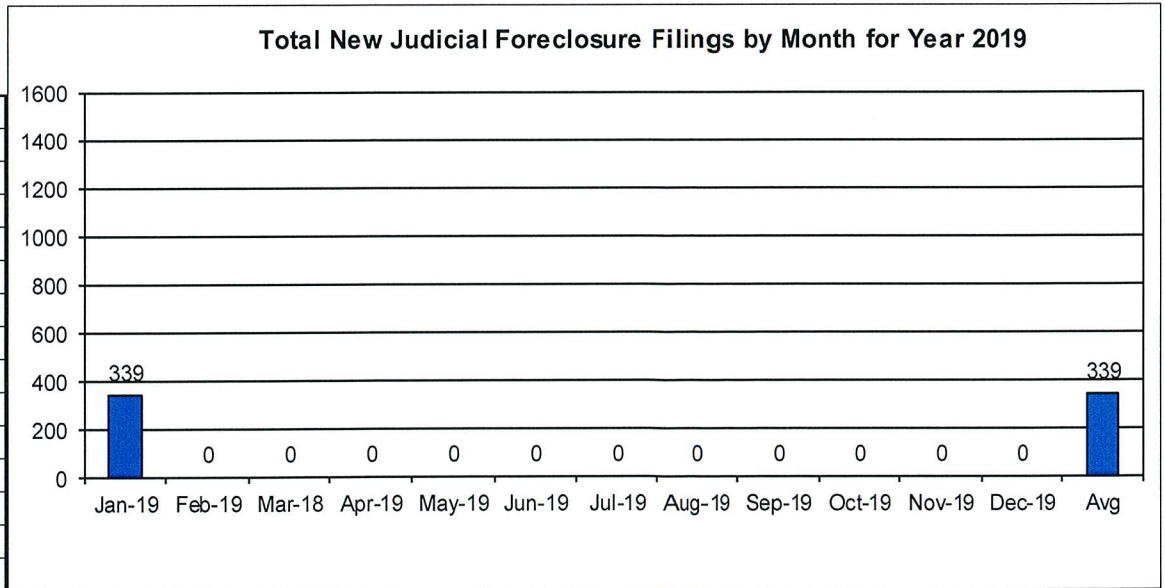
Total New Judicial Foreclosure Filings Years 2005 – 2019 YTD

| Year | # Filings |
|---------|-----------|
| 2005 | 11924 |
| 2006 | 13633 |
| 2007 | 14238 |
| 2008 | 13882 |
| 2009 | 14189 |
| 2010 | 12833 |
| 2011 | 11479 |
| 2012 | 11585 |
| 2013 | 8547 |
| 2014 | 7039 |
| 2015 | 6421 |
| 2016 | 6115 |
| 2017 | 5154 |
| 2018 | 5628 |
| 2019YTD | 339 |



Total New Judicial Foreclosure Filings by Month for Year 2019 YTD

| Month | # Filings |
|--------|-----------|
| Jan-19 | 339 |
| Feb-19 | |
| Mar-18 | |
| Apr-19 | |
| May-19 | |
| Jun-19 | |
| Jul-19 | |
| Aug-19 | |
| Sep-19 | |
| Oct-19 | |
| Nov-19 | |
| Dec-19 | |
| Avg | 339 |
| Total | 339 |



Magistrate's Monthly Reports

The Magistrates' Monthly Report consists of 5 reports. Below is a description of each.

Magistrate's Monthly Supplemental Journal Entry Report (R415)

Retrieves total number of supplemental entries and Decrees of Confirmation of Sheriff's sale created during a specific period. A supplemental entry is any journal created by a magistrate, which does not close out a case. For example, any magistrate's order (MG) setting a hearing, any journal entry (JE) ruling on a motion, journals confirming Sheriff's sales, etc.).

Magistrate's Full Disposition Count by Magistrate Report (R413)

Retrieves total number of cases disposed of during a specific period. The dispositions are grouped by Magistrate and then broken down by the type of disposition (i. e. Default, Dismissed with Prejudice, Dismissed without Prejudice, etc.) This report can be printed three different ways. Including tax cases (Full Dispositions), excluding tax cases (Non-Tax Dispositions), and Tax cases only (Tax Dispositions).

Magistrate's Monthly Cases Referred/Reinstated Report (R418)

Retrieves newly filed cases referred to the Magistrates Dept. and cases previously disposed by the Magistrates Dept. that are reinstated and re-referred to the magistrates. The cases are separated by Tax (filing code 1465; Tax Judicial Foreclosure & 1466; Tax Certificate Judicial Foreclosure) and Non-Tax (1460; Judicial Foreclosure Marsh. Of Lien, 1480; Partition, 1470; Quiet Title, misc. (i. e. 1391; Contract Other, etc.).

Magistrate's Monthly Hearing Totals Report (R3146)

Retrieves total number of hearings held during one month. The hearings are grouped by Magistrate and then broken down by what type hearing was held (i. e. Default, Pretrial, etc.).

Magistrate's Monthly Case Load Report (R3147)

Retrieves individual caseload totals for individual magistrates during a specific period. The cases are grouped by magistrate and then broken down by case type (i. e. tax judicial foreclosure, tax certificate judicial foreclosure and non-tax judicial foreclosure).

CUYAHOGA COUNTY COURT OF COMMON PLEAS

DATE: 02/13/2019
TIME: 11:04 AM

OFFICE OF THE MAGISTRATES
MAGISTRATE'S MONTHLY SUPPLEMENTALS BY CASE
REPORTING PERIOD: JANUARY 2019

PAGE: 1
CMSR415D

SUPPLEMENTALS

| | |
|-----------------|-----|
| AUGUSTYN | 221 |
| BAKER | 174 |
| BUCHA | 215 |
| DAY | 301 |
| DYKE | 257 |
| GONZALEZ | 215 |
| HIPPLEY | 139 |
| JACKSON | 217 |
| KLEIN | 231 |
| LUCAS | 206 |
| VOZAR | 0 |
| WEISS | 293 |
| UNACCOUNTED FOR | 0 |

| | |
|--------------|-------------|
| TOTAL | 2469 |
|--------------|-------------|

CONFIRMATIONS

| | |
|--------------|----------|
| TOTAL | 4 |
|--------------|----------|

CUYAHOGA COUNTY COURT OF COMMON PLEAS

OFFICE OF THE MAGISTRATES

Full Disposition Count by Magistrate

REPORTING PERIOD: FROM 01/01/2019 TO 01/31/2019

DATE: 02/13/2019

TIME: 11:06 AM

PAGE: 1

CMSR413

| MagID | Dispose Type | Tax Cert. | Tax Treas. | Total |
|-------|--------------------|-----------|------------|-----------|
| KCA | Bank | 0 | 0 | 3 |
| | Def | 1 | 0 | 6 |
| | Dism | 0 | 2 | 9 |
| | Ref. Vacate | 0 | 0 | 0 |
| | Court Trial | 0 | 0 | 0 |
| | Other | 0 | 10 | 14 |
| | MAG'S TOTAL | | 1 | 12 |

| | |
|--------------------|------------|
| Decrees | 300 |
| Defaults | 106 |
| Other | 194 |
| Court Trial | 0 |
| Dismissals | 183 |
| Bankruptcy | 25 |
| Ref. Vacated | 0 |
| Grand Total | 508 |

| | | | | |
|-----|--------------------|---|----------|-----------|
| GDB | Bank | 0 | 1 | 3 |
| | Def | 1 | 0 | 16 |
| | Dism | 0 | 2 | 20 |
| | Ref. Vacate | 0 | 0 | 0 |
| | Court Trial | 0 | 0 | 0 |
| | Other | 0 | 14 | 15 |
| | MAG'S TOTAL | | 1 | 17 |

| | | | | |
|-----|--------------------|---|----------|----------|
| SMB | Bank | 0 | 0 | 1 |
| | Def | 0 | 0 | 4 |
| | Dism | 0 | 2 | 10 |
| | Ref. Vacate | 0 | 0 | 0 |
| | Court Trial | 0 | 0 | 0 |
| | Other | 0 | 5 | 7 |
| | MAG'S TOTAL | | 0 | 7 |

| | | | | |
|-----|--------------------|---|----------|-----------|
| CED | Bank | 1 | 0 | 3 |
| | Def | 0 | 0 | 12 |
| | Dism | 0 | 6 | 23 |
| | Ref. Vacate | 0 | 0 | 0 |
| | Court Trial | 0 | 0 | 0 |
| | Other | 0 | 15 | 18 |
| | MAG'S TOTAL | | 1 | 21 |

| | | | | |
|-----|--------------------|---|----------|-----------|
| JTD | Bank | 0 | 1 | 3 |
| | Def | 3 | 1 | 13 |
| | Dism | 1 | 1 | 17 |
| | Ref. Vacate | 0 | 0 | 0 |
| | Court Trial | 0 | 0 | 0 |
| | Other | 0 | 8 | 10 |
| | MAG'S TOTAL | | 4 | 11 |

| | | | | |
|----|--------------------|---|----------|----------|
| TG | Bank | 0 | 1 | 3 |
| | Def | 0 | 0 | 7 |
| | Dism | 1 | 2 | 14 |
| | Ref. Vacate | 0 | 0 | 0 |
| | Court Trial | 0 | 0 | 0 |
| | Other | 0 | 5 | 6 |
| | MAG'S TOTAL | | 1 | 8 |

| | | | | |
|----|--------------------|---|----------|----------|
| KH | Bank | 0 | 0 | 1 |
| | Def | 0 | 0 | 1 |
| | Dism | 0 | 1 | 14 |
| | Ref. Vacate | 0 | 0 | 0 |
| | Court Trial | 0 | 0 | 0 |
| | Other | 0 | 8 | 10 |
| | MAG'S TOTAL | | 0 | 9 |

| | | | | |
|-----|------|---|---|----|
| ARJ | Bank | 0 | 0 | 2 |
| | Def | 1 | 0 | 5 |
| | Dism | 0 | 4 | 21 |

DATE: 02/13/2019
TIME: 11:06 AM

CUYAHOGA COUNTY COURT OF COMMON PLEAS
OFFICE OF THE MAGISTRATES
Full Disposition Count by Magistrate
REPORTING PERIOD: FROM 01/01/2019 TO 01/31/2019

PAGE: 2
CMSR413

| MagID | Dispose Type | Tax Cert. | Tax Treas. | Total |
|-------|---------------------------|-----------|------------|------------------|
| | Ref. Vacate | 0 | 0 | 0 |
| | Court Trial | 0 | 0 | 0 |
| | Other | 0 | 9 | 14 |
| | <u>MAG'S TOTAL</u> | 1 | 13 | <u>42</u> |
| <hr/> | | | | |
| MK | Bank | 0 | 0 | 3 |
| | Def | 0 | 0 | 9 |
| | Dism | 0 | 3 | 13 |
| | Ref. Vacate | 0 | 0 | 0 |
| | Court Trial | 0 | 0 | 0 |
| | Other | 0 | 26 | 29 |
| | <u>MAG'S TOTAL</u> | 0 | 29 | <u>54</u> |
| <hr/> | | | | |
| PL | Bank | 0 | 0 | 1 |
| | Def | 0 | 0 | 21 |
| | Dism | 1 | 2 | 16 |
| | Ref. Vacate | 0 | 0 | 0 |
| | Court Trial | 0 | 0 | 0 |
| | Other | 1 | 28 | 38 |
| | <u>MAG'S TOTAL</u> | 2 | 30 | <u>76</u> |
| <hr/> | | | | |
| TJV | Bank | 0 | 0 | 1 |
| | Def | 0 | 0 | 0 |
| | Dism | 0 | 2 | 6 |
| | Ref. Vacate | 0 | 0 | 0 |
| | Court Trial | 0 | 0 | 0 |
| | Other | 0 | 0 | 0 |
| | <u>MAG'S TOTAL</u> | 0 | 2 | <u>7</u> |
| <hr/> | | | | |
| CW | Bank | 0 | 0 | 1 |
| | Def | 0 | 0 | 12 |
| | Dism | 1 | 3 | 20 |
| | Ref. Vacate | 0 | 0 | 0 |
| | Court Trial | 0 | 0 | 0 |
| | Other | 0 | 30 | 33 |
| | <u>MAG'S TOTAL</u> | 1 | 33 | <u>66</u> |

CUYAHOGA COUNTY COURT OF COMMON PLEAS

DATE: 02/13/2019
 TIME: 11:06 AM

OFFICE OF THE MAGISTRATES
 MAGISTRATE'S MONTHLY REF/REIN CASES
 FROM 01/01/2019 TO 01/31/2019

CMSR418

| MAGISTRATE | NEW REFERRALS | | | | REINSTATED | | | |
|------------------------------|---------------|-----------|---------|-------|------------|-----------|---------|-------|
| | Tax Treas. | Tax Cert. | Non-Tax | Total | Tax Treas. | Tax Cert. | Non-Tax | Total |
| <u>AUGUSTYN/KEVIN/C</u> | 2 | 0 | 25 | 27 | 0 | 0 | 1 | 1 |
| <u>BAKER/GAIL/D</u> | 7 | 0 | 22 | 29 | 0 | 0 | 1 | 1 |
| <u>BUCHA/STEPHEN/M</u> | 3 | 0 | 6 | 9 | 0 | 0 | 3 | 3 |
| <u>DAY/CHRISTOPHER/E</u> | 5 | 1 | 26 | 32 | 0 | 0 | 0 | 0 |
| <u>DYKE/JOHN/T</u> | 5 | 0 | 33 | 38 | 0 | 0 | 1 | 1 |
| <u>GONZALEZ/TRACEY/</u> | 3 | 0 | 23 | 26 | 0 | 0 | 1 | 1 |
| <u>HIPPLEY/KEVIN/</u> | 4 | 0 | 30 | 34 | 0 | 0 | 0 | 0 |
| <u>JACKSON/AMY/R</u> | 4 | 1 | 32 | 37 | 0 | 0 | 0 | 0 |
| <u>KLEIN/MONICA/</u> | 2 | 0 | 37 | 39 | 0 | 0 | 0 | 0 |
| <u>LUCAS/PAUL/</u> | 2 | 0 | 29 | 31 | 1 | 0 | 1 | 2 |
| <u>VOZAR/THOMAS/J</u> | 1 | 1 | 24 | 26 | 0 | 0 | 0 | 0 |
| <u>WEISS/CAROL/</u> | 2 | 0 | 21 | 23 | 1 | 1 | 1 | 3 |
| <u>TOTAL</u> | 40 | 3 | 308 | 351 | 2 | 1 | 9 | 12 |
| <u>COMBINED TOTAL</u> | 363 | | | | | | | |

CUYAHOGA COUNTY COURT OF COMMON PLEAS

**OFFICE OF THE MAGISTRATES
MAG MONTHLY HEARING TOTALS
Reporting Period: January 2019**

DATE: 02/13/2019
TIME: 11:06 AM

PAGE: 1
CMSR3146

Monthly Hearing Total 380

AUGUSTYN
Default Hearings 15
Tax Hearings 12
Pretrials 8

TOTAL: 35

BAKER
Default Hearings 15
Tax Hearings 15
Pretrials 4

TOTAL: 34

BUCHA
Default Hearings 2
Tax Hearings 7
Pretrials 18

TOTAL: 27

DAY
Default Hearings 16
Tax Hearings 17
Pretrials 2

TOTAL: 35

DYKE
Default Hearings 11
Tax Hearings 13
Pretrials 4

TOTAL: 28

GONZALEZ
Default Hearings 5
Tax Hearings 14
Pretrials 4

TOTAL: 23

HIPPLEY
Default Hearings 10
Tax Hearings 6
Pretrials 2

TOTAL: 18

JACKSON
Default Hearings 19
Tax Hearings 20
Pretrials 17

TOTAL: 56

KLEIN
Default Hearings 20
Tax Hearings 22
Pretrials 5

TOTAL: 47

LUCAS
Default Hearings 27
Tax Hearings 1
Pretrials 8

CUYAHOGA COUNTY COURT OF COMMON PLEAS

OFFICE OF THE MAGISTRATES

MAG MONTHLY HEARING TOTALS

Reporting Period: January 2019

DATE: 02/13/2019
TIME: 11:06 AM

PAGE: 2
CMSR3146

| | |
|------------------|----|
| TOTAL: | 36 |
| WEISS | |
| Default Hearings | 25 |
| Tax Hearings | 15 |
| Pretrials | 1 |
| <hr/> | |
| TOTAL: | 41 |

CUYAHOGA COUNTY COURT OF COMMON PLEAS

DATE: 02/13/2019
 TIME: 11:23 AM

Office of the Magistrates
 Magistrate's Monthly Case Load
 MONTH: JANUARY 2019

PAGE: 1
 CMSR3147

| Magistrate Name | Non Tax Total | Tax Cert. | Tax Treas. | Total Tax | Total Cases |
|-----------------------|---------------|----------------------------|-------------------------------|------------------------|--------------------------|
| AUGUSTYN | 109 | 7 | 59 | 66 | 175 |
| BAKER | 162 | 15 | 92 | 107 | 269 |
| BUCHA | 78 | 7 | 57 | 64 | 142 |
| DAY | 113 | 15 | 61 | 76 | 189 |
| DYKE | 154 | 4 | 59 | 63 | 217 |
| GONZALEZ | 168 | 14 | 115 | 129 | 297 |
| HIPPLEY | 204 | 18 | 114 | 132 | 336 |
| JACKSON | 194 | 12 | 116 | 128 | 322 |
| KLEIN | 165 | 12 | 88 | 100 | 265 |
| LUCAS | 214 | 13 | 145 | 158 | 372 |
| VOZAR | 100 | 10 | 57 | 67 | 167 |
| WEISS | 203 | 15 | 104 | 119 | 322 |
| Non Tax Total: | 1864 | Cert.Tax Total: 142 | Tax Treas. Total: 1067 | Total Tax: 1209 | Total Cases: 3073 |

Report CMSR1062 - Judicial Foreclosure Statistics by Judge

Report CMSR1062 provides a list of judicial foreclosure case activity for each Judge. The report identifies how many cases were pending at the beginning of the period. The new cases filed and cases that were transferred in or reactivated are added to the number pending at the beginning of the period. It then shows the type and number of terminations for the period. The total terminations are subtracted from the total pending which provides the pending at the end of the period.

CUYAHOGA COUNTY COURT OF COMMON PLEAS

DATE: 02/13/2019
TIME: 11:02 AM

Foreclosure Statistics by Judge Reporting Period: January 2019

PAGE: 1
CMSR1062

| Judge | | | | | | | | | | | | | | | |
|------------------------------------|-----|-----------------|---|---------|---|------------------------------------|---|-------------|-------|---------|---|-------|-----|-------|-----|
| AMBROSE, DICK | | | | | | | | | | | | | | | |
| Pending at Beg of Period | 75 | New Cases Filed | | 13 | | Cases Transferred In / Reactivated | | 2 | Total | 90 | | | | | |
| Terminations | | Bankruptcy | 1 | Default | 4 | RefVacated | 0 | Court Trial | 0 | Dismiss | 3 | Other | 10 | Total | 18 |
| Total Pending at End of Period | | | | | | | | | | | | | 72 | | |
| BARKER, PAMELA A | | | | | | | | | | | | | | | |
| Pending at Beg of Period | 118 | New Cases Filed | | 11 | | Cases Transferred In / Reactivated | | 3 | Total | 132 | | | | | |
| Terminations | | Bankruptcy | 0 | Default | 5 | RefVacated | 0 | Court Trial | 0 | Dismiss | 3 | Other | 13 | Total | 21 |
| Total Pending at End of Period | | | | | | | | | | | | | 111 | | |
| BURNSIDE, JANET R | | | | | | | | | | | | | | | |
| Pending at Beg of Period | 101 | New Cases Filed | | 4 | | Cases Transferred In / Reactivated | | 0 | Total | 105 | | | | | |
| Terminations | | Bankruptcy | 0 | Default | 1 | RefVacated | 0 | Court Trial | 0 | Dismiss | 4 | Other | 100 | Total | 105 |
| Total Pending at End of Period | | | | | | | | | | | | | 0 | | |
| CALABRESE, DEENA R | | | | | | | | | | | | | | | |
| Pending at Beg of Period | 110 | New Cases Filed | | 13 | | Cases Transferred In / Reactivated | | 2 | Total | 125 | | | | | |
| Terminations | | Bankruptcy | 2 | Default | 2 | RefVacated | 0 | Court Trial | 0 | Dismiss | 7 | Other | 17 | Total | 28 |
| Total Pending at End of Period | | | | | | | | | | | | | 97 | | |
| CLANCY, MAUREEN | | | | | | | | | | | | | | | |
| Pending at Beg of Period | 82 | New Cases Filed | | 6 | | Cases Transferred In / Reactivated | | 4 | Total | 92 | | | | | |
| Terminations | | Bankruptcy | 1 | Default | 1 | RefVacated | 0 | Court Trial | 0 | Dismiss | 4 | Other | 1 | Total | 7 |
| Total Pending at End of Period | | | | | | | | | | | | | 85 | | |
| COLLIER-WILLIAMS, CASSANDRA | | | | | | | | | | | | | | | |
| Pending at Beg of Period | 100 | New Cases Filed | | 6 | | Cases Transferred In / Reactivated | | 4 | Total | 110 | | | | | |
| Terminations | | Bankruptcy | 1 | Default | 2 | RefVacated | 0 | Court Trial | 0 | Dismiss | 5 | Other | 8 | Total | 16 |
| Total Pending at End of Period | | | | | | | | | | | | | 94 | | |
| CORRIGAN, BRIAN J | | | | | | | | | | | | | | | |
| Pending at Beg of Period | 102 | New Cases Filed | | 9 | | Cases Transferred In / Reactivated | | 6 | Total | 117 | | | | | |
| Terminations | | Bankruptcy | 1 | Default | 0 | RefVacated | 0 | Court Trial | 0 | Dismiss | 8 | Other | 3 | Total | 12 |
| Total Pending at End of Period | | | | | | | | | | | | | 105 | | |
| CORRIGAN, PETER J | | | | | | | | | | | | | | | |

CUYAHOGA COUNTY COURT OF COMMON PLEAS

DATE: 02/13/2019
TIME: 11:02 AM

Foreclosure Statistics by Judge
Reporting Period: January 2019

PAGE: 2
CMSR1062

Judge

| | | | | | | | |
|--------------------------------|------------|-----------------|------------|------------------------------------|---------|-------|-------|
| Pending at Beg of Period | | New Cases Filed | | Cases Transferred In / Reactivated | | | Total |
| 65 | | 10 | | 4 | | | 79 |
| Terminations | Bankruptcy | Default | RefVacated | Court Trial | Dismiss | Other | Total |
| | 1 | 0 | 0 | 0 | 4 | 5 | 10 |
| Total Pending at End of Period | | | | | | | 69 |
| <hr/> | | | | | | | |
| Pending at Beg of Period | | New Cases Filed | | Cases Transferred In / Reactivated | | | Total |
| 92 | | 4 | | 0 | | | 96 |
| Terminations | Bankruptcy | Default | RefVacated | Court Trial | Dismiss | Other | Total |
| | 0 | 0 | 0 | 0 | 0 | 96 | 96 |
| Total Pending at End of Period | | | | | | | 0 |
| <hr/> | | | | | | | |
| Pending at Beg of Period | | New Cases Filed | | Cases Transferred In / Reactivated | | | Total |
| 78 | | 5 | | 1 | | | 84 |
| Terminations | Bankruptcy | Default | RefVacated | Court Trial | Dismiss | Other | Total |
| | 0 | 0 | 0 | 0 | 0 | 84 | 84 |
| Total Pending at End of Period | | | | | | | 0 |
| <hr/> | | | | | | | |
| Pending at Beg of Period | | New Cases Filed | | Cases Transferred In / Reactivated | | | Total |
| 108 | | 0 | | 0 | | | 108 |
| Terminations | Bankruptcy | Default | RefVacated | Court Trial | Dismiss | Other | Total |
| | 0 | 0 | 0 | 0 | 0 | 108 | 108 |
| Total Pending at End of Period | | | | | | | 0 |
| <hr/> | | | | | | | |
| Pending at Beg of Period | | New Cases Filed | | Cases Transferred In / Reactivated | | | Total |
| 93 | | 10 | | 3 | | | 106 |
| Terminations | Bankruptcy | Default | RefVacated | Court Trial | Dismiss | Other | Total |
| | 1 | 3 | 0 | 0 | 6 | 6 | 16 |
| Total Pending at End of Period | | | | | | | 90 |
| <hr/> | | | | | | | |
| Pending at Beg of Period | | New Cases Filed | | Cases Transferred In / Reactivated | | | Total |
| 129 | | 6 | | 3 | | | 138 |
| Terminations | Bankruptcy | Default | RefVacated | Court Trial | Dismiss | Other | Total |
| | 0 | 4 | 0 | 0 | 6 | 14 | 24 |
| Total Pending at End of Period | | | | | | | 114 |
| <hr/> | | | | | | | |
| Pending at Beg of Period | | New Cases Filed | | Cases Transferred In / Reactivated | | | Total |
| 80 | | 9 | | 3 | | | 92 |
| Terminations | Bankruptcy | Default | RefVacated | Court Trial | Dismiss | Other | Total |
| | 0 | 5 | 0 | 0 | 10 | 9 | 24 |
| Total Pending at End of Period | | | | | | | 68 |

GALLAGHER, KELLY ANN

CUYAHOGA COUNTY COURT OF COMMON PLEAS

DATE: 02/13/2019
TIME: 11:02 AM

Foreclosure Statistics by Judge
Reporting Period: January 2019

PAGE: 3
CMSR1062

Judge

| | | | | | | | |
|--------------------------------|------------|---------|-----------------|-------------|------------------------------------|-------|-------|
| Pending at Beg of Period | | | New Cases Filed | | Cases Transferred In / Reactivated | | Total |
| | | | | | | | 125 |
| Terminations | | | | | | | |
| | Bankruptcy | Default | RefVacated | Court Trial | Dismiss | Other | Total |
| | 1 | 0 | 0 | 0 | 5 | 3 | 9 |
| Total Pending at End of Period | | | | | | | 116 |

| | | | | | | | |
|--------------------------------|------------|---------|-----------------|-------------|------------------------------------|-------|-------|
| GALLAGHER, SHANNON M | | | | | | | |
| Pending at Beg of Period | | | New Cases Filed | | Cases Transferred In / Reactivated | | Total |
| | | | | | | | 160 |
| Terminations | | | | | | | |
| | Bankruptcy | Default | RefVacated | Court Trial | Dismiss | Other | Total |
| | 1 | 11 | 0 | 0 | 5 | 15 | 32 |
| Total Pending at End of Period | | | | | | | 128 |

| | | | | | | | |
|--------------------------------|------------|---------|-----------------|-------------|------------------------------------|-------|-------|
| GAUL, DANIEL | | | | | | | |
| Pending at Beg of Period | | | New Cases Filed | | Cases Transferred In / Reactivated | | Total |
| | | | | | | | 132 |
| Terminations | | | | | | | |
| | Bankruptcy | Default | RefVacated | Court Trial | Dismiss | Other | Total |
| | 0 | 7 | 0 | 0 | 3 | 14 | 24 |
| Total Pending at End of Period | | | | | | | 108 |

| | | | | | | | |
|--------------------------------|------------|---------|-----------------|-------------|------------------------------------|-------|-------|
| HAGAN, EMILY | | | | | | | |
| Pending at Beg of Period | | | New Cases Filed | | Cases Transferred In / Reactivated | | Total |
| | | | | | | | 91 |
| Terminations | | | | | | | |
| | Bankruptcy | Default | RefVacated | Court Trial | Dismiss | Other | Total |
| | 0 | 2 | 0 | 0 | 1 | 7 | 10 |
| Total Pending at End of Period | | | | | | | 81 |

| | | | | | | | |
|--------------------------------|------------|---------|-----------------|-------------|------------------------------------|-------|-------|
| JACKSON, MICHAEL E | | | | | | | |
| Pending at Beg of Period | | | New Cases Filed | | Cases Transferred In / Reactivated | | Total |
| | | | | | | | 106 |
| Terminations | | | | | | | |
| | Bankruptcy | Default | RefVacated | Court Trial | Dismiss | Other | Total |
| | 0 | 0 | 0 | 0 | 0 | 106 | 106 |
| Total Pending at End of Period | | | | | | | 0 |

| | | | | | | | |
|--------------------------------|------------|---------|-----------------|-------------|------------------------------------|-------|-------|
| JONES, WANDA C | | | | | | | |
| Pending at Beg of Period | | | New Cases Filed | | Cases Transferred In / Reactivated | | Total |
| | | | | | | | 104 |
| Terminations | | | | | | | |
| | Bankruptcy | Default | RefVacated | Court Trial | Dismiss | Other | Total |
| | 1 | 2 | 0 | 0 | 7 | 2 | 12 |
| Total Pending at End of Period | | | | | | | 92 |

| | | | | | | | |
|--------------------------------|------------|---------|-----------------|-------------|------------------------------------|-------|-------|
| KILBANE, ASHLEY | | | | | | | |
| Pending at Beg of Period | | | New Cases Filed | | Cases Transferred In / Reactivated | | Total |
| | | | | | | | 119 |
| Terminations | | | | | | | |
| | Bankruptcy | Default | RefVacated | Court Trial | Dismiss | Other | Total |
| | 0 | 0 | 0 | 0 | 2 | 4 | 6 |
| Total Pending at End of Period | | | | | | | 113 |

MATIA, DAVID T

CUYAHOGA COUNTY COURT OF COMMON PLEAS

DATE: 02/13/2019
TIME: 11:02 AM

Foreclosure Statistics by Judge
Reporting Period: January 2019

PAGE: 4
CMSR1062

| Judge | | | | | | | |
|-----------------------------|--------------------------------|---------|-----------------|-------------|------------------------------------|-------|-------|
| | Pending at Beg of Period | | New Cases Filed | | Cases Transferred In / Reactivated | | Total |
| | 85 | | 8 | | 12 | | 105 |
| Terminations | | | | | | | |
| | Bankruptcy | Default | RefVacated | Court Trial | Dismiss | Other | Total |
| | 1 | 3 | 0 | 0 | 6 | 5 | 15 |
| | Total Pending at End of Period | | | | | | 90 |
| MCCLELLAND, ROBERT C | | | | | | | |
| | Pending at Beg of Period | | New Cases Filed | | Cases Transferred In / Reactivated | | Total |
| | 83 | | 13 | | 4 | | 100 |
| Terminations | | | | | | | |
| | Bankruptcy | Default | RefVacated | Court Trial | Dismiss | Other | Total |
| | 2 | 1 | 0 | 0 | 2 | 8 | 13 |
| | Total Pending at End of Period | | | | | | 87 |
| MCCORMICK, TIMOTHY | | | | | | | |
| | Pending at Beg of Period | | New Cases Filed | | Cases Transferred In / Reactivated | | Total |
| | 85 | | 13 | | 3 | | 101 |
| Terminations | | | | | | | |
| | Bankruptcy | Default | RefVacated | Court Trial | Dismiss | Other | Total |
| | 1 | 3 | 0 | 0 | 6 | 6 | 16 |
| | Total Pending at End of Period | | | | | | 85 |
| MCDONNELL, NANCY R | | | | | | | |
| | Pending at Beg of Period | | New Cases Filed | | Cases Transferred In / Reactivated | | Total |
| | 111 | | 12 | | 5 | | 128 |
| Terminations | | | | | | | |
| | Bankruptcy | Default | RefVacated | Court Trial | Dismiss | Other | Total |
| | 0 | 3 | 0 | 0 | 7 | 15 | 25 |
| | Total Pending at End of Period | | | | | | 103 |
| MCGINTY, WILLIAM T | | | | | | | |
| | Pending at Beg of Period | | New Cases Filed | | Cases Transferred In / Reactivated | | Total |
| | 0 | | 10 | | 108 | | 118 |
| Terminations | | | | | | | |
| | Bankruptcy | Default | RefVacated | Court Trial | Dismiss | Other | Total |
| | 1 | 5 | 0 | 0 | 2 | 8 | 16 |
| | Total Pending at End of Period | | | | | | 102 |
| MIDAY, SHERRIE | | | | | | | |
| | Pending at Beg of Period | | New Cases Filed | | Cases Transferred In / Reactivated | | Total |
| | 101 | | 7 | | 4 | | 112 |
| Terminations | | | | | | | |
| | Bankruptcy | Default | RefVacated | Court Trial | Dismiss | Other | Total |
| | 0 | 2 | 0 | 0 | 5 | 7 | 14 |
| | Total Pending at End of Period | | | | | | 98 |
| O'DONNELL, JOHN P | | | | | | | |
| | Pending at Beg of Period | | New Cases Filed | | Cases Transferred In / Reactivated | | Total |
| | 61 | | 8 | | 2 | | 71 |
| Terminations | | | | | | | |
| | Bankruptcy | Default | RefVacated | Court Trial | Dismiss | Other | Total |
| | 2 | 1 | 0 | 0 | 6 | 6 | 15 |
| | Total Pending at End of Period | | | | | | 56 |
| RUSSO, JOHN J | | | | | | | |

CUYAHOGA COUNTY COURT OF COMMON PLEAS

DATE: 02/13/2019
TIME: 11:02 AM

Foreclosure Statistics by Judge
Reporting Period: January 2019

PAGE: 5
CMSR1062

Judge

| | | | | | | | |
|--------------------------------|------------|-----------------|------------|------------------------------------|---------|-------|-------|
| Pending at Beg of Period | | New Cases Filed | | Cases Transferred In / Reactivated | | | Total |
| 49 | | 1 | | 3 | | | 53 |
| Terminations | Bankruptcy | Default | RefVacated | Court Trial | Dismiss | Other | Total |
| | 0 | 2 | 0 | 0 | 2 | 1 | 5 |
| Total Pending at End of Period | | | | | | | 48 |
| <hr/> | | | | | | | |
| Pending at Beg of Period | | New Cases Filed | | Cases Transferred In / Reactivated | | | Total |
| 96 | | 9 | | 1 | | | 106 |
| Terminations | Bankruptcy | Default | RefVacated | Court Trial | Dismiss | Other | Total |
| | 1 | 1 | 0 | 0 | 3 | 3 | 8 |
| Total Pending at End of Period | | | | | | | 98 |
| <hr/> | | | | | | | |
| Pending at Beg of Period | | New Cases Filed | | Cases Transferred In / Reactivated | | | Total |
| 100 | | 14 | | 6 | | | 120 |
| Terminations | Bankruptcy | Default | RefVacated | Court Trial | Dismiss | Other | Total |
| | 1 | 3 | 0 | 0 | 9 | 6 | 19 |
| Total Pending at End of Period | | | | | | | 101 |
| <hr/> | | | | | | | |
| Pending at Beg of Period | | New Cases Filed | | Cases Transferred In / Reactivated | | | Total |
| 67 | | 12 | | 2 | | | 81 |
| Terminations | Bankruptcy | Default | RefVacated | Court Trial | Dismiss | Other | Total |
| | 2 | 5 | 0 | 0 | 5 | 4 | 16 |
| Total Pending at End of Period | | | | | | | 65 |
| <hr/> | | | | | | | |
| Pending at Beg of Period | | New Cases Filed | | Cases Transferred In / Reactivated | | | Total |
| 105 | | 13 | | 1 | | | 119 |
| Terminations | Bankruptcy | Default | RefVacated | Court Trial | Dismiss | Other | Total |
| | 1 | 10 | 0 | 0 | 7 | 11 | 29 |
| Total Pending at End of Period | | | | | | | 90 |
| <hr/> | | | | | | | |
| Pending at Beg of Period | | New Cases Filed | | Cases Transferred In / Reactivated | | | Total |
| 134 | | 11 | | 2 | | | 147 |
| Terminations | Bankruptcy | Default | RefVacated | Court Trial | Dismiss | Other | Total |
| | 0 | 3 | 0 | 0 | 5 | 12 | 20 |
| Total Pending at End of Period | | | | | | | 127 |
| <hr/> | | | | | | | |
| Pending at Beg of Period | | New Cases Filed | | Cases Transferred In / Reactivated | | | Total |
| 85 | | 11 | | 1 | | | 97 |
| Terminations | Bankruptcy | Default | RefVacated | Court Trial | Dismiss | Other | Total |
| | 1 | 4 | 0 | 0 | 2 | 10 | 17 |
| Total Pending at End of Period | | | | | | | 80 |
| <hr/> | | | | | | | |
| SUTULA, JOHN D | | | | | | | |

CUYAHOGA COUNTY COURT OF COMMON PLEAS

DATE: 02/13/2019
 TIME: 11:02 AM

Foreclosure Statistics by Judge
 Reporting Period: January 2019

PAGE: 6
 CMSR1062

Judge

| | | | | | | | |
|--------------|--------------------------------|---------|-----------------|-------------|------------------------------------|-------|-------|
| | Pending at Beg of Period | | New Cases Filed | | Cases Transferred In / Reactivated | | Total |
| | 100 | | 7 | | 2 | | 109 |
| Terminations | Bankruptcy | Default | RefVacated | Court Trial | Dismiss | Other | Total |
| | 0 | 1 | 0 | 0 | 7 | 6 | 14 |
| | Total Pending at End of Period | | | | | | 95 |

| | | | | | | | |
|-----------------------------|--------------------------------|---------|-----------------|-------------|------------------------------------|-------|-------|
| SUTULA, KATHLEEN ANN | | | | | | | |
| | Pending at Beg of Period | | New Cases Filed | | Cases Transferred In / Reactivated | | Total |
| | 89 | | 13 | | 3 | | 105 |
| Terminations | Bankruptcy | Default | RefVacated | Court Trial | Dismiss | Other | Total |
| | 0 | 8 | 0 | 0 | 8 | 8 | 24 |
| | Total Pending at End of Period | | | | | | 81 |

| | | | | | | | |
|------------------------|--------------------------------|---------|-----------------|-------------|------------------------------------|-------|-------|
| SYNENBERG, JOAN | | | | | | | |
| | Pending at Beg of Period | | New Cases Filed | | Cases Transferred In / Reactivated | | Total |
| | 84 | | 6 | | 1 | | 91 |
| Terminations | Bankruptcy | Default | RefVacated | Court Trial | Dismiss | Other | Total |
| | 1 | 2 | 0 | 0 | 5 | 7 | 15 |
| | Total Pending at End of Period | | | | | | 76 |

| | | | | | | | |
|--------------------------|--------------------------------|---------|-----------------|-------------|------------------------------------|-------|-------|
| TURNER, DEBORAH M | | | | | | | |
| | Pending at Beg of Period | | New Cases Filed | | Cases Transferred In / Reactivated | | Total |
| | 0 | | 3 | | 91 | | 94 |
| Terminations | Bankruptcy | Default | RefVacated | Court Trial | Dismiss | Other | Total |
| | 0 | 0 | 0 | 0 | 1 | 0 | 1 |
| | Total Pending at End of Period | | | | | | 93 |

Monthly Summary

MONTHLY SUMMARY

January 2019

| NAME | PEND | ASSIGNED | | | TRIALS | | | | | | DISP | PENDING | | | | + | - |
|----------------------------|-------|----------|-----|------|--------|----|----|-------|---|----|------|---------|------|------|-------|-------|---|
| | | CV | CR | TOT | JURY | | | COURT | | | | CV | FR | CR | TOT | | |
| Dick Ambrose | 428 | 48 | 25 | 73 | 0 | 1 | 1 | 1 | 0 | 1 | 83 | 227 | 69 | 122 | 418 | + 10 | |
| Pamela A. Barker | 390 | 49 | 27 | 76 | 0 | 0 | 0 | 0 | 0 | 0 | 73 | 179 | 111 | 103 | 393 | - 3 | |
| Deena R. Calabrese | 452 | 46 | 25 | 71 | 0 | 0 | 0 | 0 | 0 | 0 | 83 | 223 | 97 | 120 | 440 | + 12 | |
| Maureen Clancy | 375 | 54 | 26 | 80 | 1 | 0 | 1 | 0 | 0 | 0 | 66 | 217 | 85 | 87 | 389 | - 14 | |
| Cassandra Collier-Willia | 452 | 49 | 27 | 76 | 0 | 0 | 0 | 0 | 1 | 1 | 95 | 201 | 94 | 138 | 433 | + 19 | |
| Brian J. Corrigan | 509 | 49 | 38 | 87 | 0 | 0 | 0 | 0 | 0 | 0 | 73 | 277 | 105 | 141 | 523 | - 14 | |
| Peter J. Corrigan | 450 | 49 | 27 | 76 | 0 | 0 | 0 | 0 | 1 | 1 | 76 | 218 | 69 | 163 | 450 | 0 | |
| Nancy A. Fuerst | 392 | 51 | 29 | 80 | 0 | 0 | 0 | 0 | 0 | 0 | 73 | 238 | 90 | 71 | 399 | - 7 | |
| Steven E. Gall | 450 | 48 | 29 | 77 | 0 | 1 | 1 | 0 | 0 | 0 | 88 | 208 | 113 | 118 | 439 | + 11 | |
| Hollie L. Gallagher | 372 | 49 | 27 | 76 | 0 | 1 | 1 | 0 | 0 | 0 | 81 | 228 | 67 | 72 | 367 | + 5 | |
| Kelly A. Gallagher | 452 | 48 | 26 | 74 | 0 | 0 | 0 | 0 | 0 | 0 | 84 | 219 | 116 | 107 | 442 | + 10 | |
| Shannon M. Gallagher | 486 | 45 | 26 | 71 | 0 | 0 | 0 | 0 | 0 | 0 | 102 | 208 | 128 | 119 | 455 | + 31 | |
| Daniel Gaul | 482 | 47 | 28 | 75 | 0 | 0 | 0 | 0 | 0 | 0 | 93 | 201 | 107 | 156 | 464 | + 18 | |
| Emily Hagan | 454 | 45 | 31 | 76 | 0 | 0 | 0 | 0 | 1 | 1 | 91 | 250 | 80 | 109 | 439 | + 15 | |
| Wanda C. Jones | 457 | 45 | 33 | 78 | 0 | 0 | 0 | 0 | 0 | 0 | 72 | 214 | 92 | 157 | 463 | - 6 | |
| Ashley Kilbane | 486 | 52 | 34 | 86 | 0 | 0 | 0 | 0 | 0 | 0 | 75 | 282 | 110 | 105 | 497 | - 11 | |
| David T. Matia | 416 | 57 | 36 | 93 | 0 | 0 | 0 | 0 | 0 | 0 | 68 | 236 | 90 | 115 | 441 | - 25 | |
| Robert C. McClelland | 492 | 46 | 35 | 81 | 0 | 0 | 0 | 1 | 0 | 1 | 82 | 270 | 86 | 135 | 491 | + 1 | |
| Timothy McCormick | 380 | 46 | 29 | 75 | 0 | 0 | 0 | 0 | 1 | 1 | 71 | 211 | 85 | 88 | 384 | - 4 | |
| Nancy R. McDonnell | 408 | 52 | 25 | 77 | 0 | 1 | 1 | 0 | 0 | 0 | 90 | 206 | 102 | 87 | 395 | + 13 | |
| William T. McGinty | 528 | 47 | 36 | 83 | 0 | 1 | 1 | 0 | 0 | 0 | 84 | 248 | 101 | 178 | 527 | + 1 | |
| Sherrie Miday | 484 | 54 | 26 | 80 | 0 | 0 | 0 | 0 | 0 | 0 | 88 | 236 | 96 | 144 | 476 | + 8 | |
| John P. O'Donnell | 408 | 49 | 25 | 74 | 0 | 2 | 2 | 0 | 0 | 0 | 91 | 214 | 56 | 121 | 391 | + 17 | |
| John J. Russo | 189 | 10 | 16 | 26 | 0 | 0 | 0 | 0 | 0 | 0 | 37 | 100 | 47 | 31 | 178 | + 11 | |
| Joseph D. Russo | 527 | 52 | 39 | 91 | 0 | 0 | 0 | 1 | 0 | 1 | 72 | 241 | 98 | 207 | 546 | - 19 | |
| Michael J. Russo | 408 | 54 | 29 | 83 | 0 | 0 | 0 | 1 | 0 | 1 | 86 | 199 | 100 | 106 | 405 | + 3 | |
| Nancy Margaret Russo | 223 | 58 | 20 | 78 | 0 | 1 | 1 | 0 | 1 | 1 | 67 | 113 | 65 | 56 | 234 | - 11 | |
| Shirley Strickland Saffold | 458 | 47 | 28 | 75 | 0 | 0 | 0 | 1 | 0 | 1 | 95 | 216 | 89 | 133 | 438 | + 20 | |
| Michael P. Shaughnessy | 459 | 47 | 32 | 79 | 0 | 0 | 0 | 0 | 0 | 0 | 90 | 219 | 125 | 104 | 448 | + 11 | |
| Brendan J. Sheehan | 370 | 47 | 24 | 71 | 1 | 0 | 1 | 0 | 0 | 0 | 84 | 172 | 79 | 106 | 357 | + 13 | |
| John D. Sutula | 583 | 46 | 29 | 75 | 0 | 0 | 0 | 0 | 1 | 1 | 73 | 305 | 95 | 185 | 585 | - 2 | |
| Kathleen Ann Sutula | 406 | 48 | 26 | 74 | 0 | 2 | 2 | 0 | 0 | 0 | 93 | 193 | 81 | 113 | 387 | + 19 | |
| Joan Synenberg | 374 | 48 | 29 | 77 | 0 | 1 | 1 | 0 | 0 | 0 | 102 | 209 | 76 | 64 | 349 | + 25 | |
| Deborah M. Turner | 434 | 44 | 29 | 73 | 0 | 0 | 0 | 0 | 0 | 0 | 105 | 200 | 93 | 109 | 402 | + 32 | |
| TOTALS | 14634 | 1626 | 971 | 2597 | 2 | 11 | 13 | 5 | 6 | 11 | 2786 | 7378 | 3097 | 3970 | 14445 | + 189 | |

Year to Date Summary

SUMMARY FOR THE COURT

January - January 2019

| NAME | PEND | ASSIGNED | | | TRIALS | | | | | | DISP | PENDING | | | | + - |
|----------------------------|-------|----------|-----|------|--------|----|----|-------|---|----|------|---------|------|------|-------|--------|
| | | CV | CR | TOT | JURY | | | COURT | | | | CV | FR | CR | TOT | |
| Dick Ambrose | 428 | 48 | 25 | 73 | 0 | 1 | 1 | 1 | 0 | 1 | 83 | 227 | 69 | 122 | 418 | + 10 |
| Pamela A. Barker | 390 | 49 | 27 | 76 | 0 | 0 | 0 | 0 | 0 | 0 | 73 | 179 | 111 | 103 | 393 | - 3 |
| Deena R. Calabrese | 452 | 46 | 25 | 71 | 0 | 0 | 0 | 0 | 0 | 0 | 83 | 223 | 97 | 120 | 440 | + 12 |
| Maureen Clancy | 375 | 54 | 26 | 80 | 1 | 0 | 1 | 0 | 0 | 0 | 66 | 217 | 85 | 87 | 389 | - 14 |
| Cassandra Collier-Willia | 452 | 49 | 27 | 76 | 0 | 0 | 0 | 0 | 1 | 1 | 95 | 201 | 94 | 138 | 433 | + 19 |
| Brian J. Corrigan | 509 | 49 | 38 | 87 | 0 | 0 | 0 | 0 | 0 | 0 | 73 | 277 | 105 | 141 | 523 | - 14 |
| Peter J. Corrigan | 450 | 49 | 27 | 76 | 0 | 0 | 0 | 0 | 1 | 1 | 76 | 218 | 69 | 163 | 450 | 0 |
| Nancy A. Fuerst | 392 | 51 | 29 | 80 | 0 | 0 | 0 | 0 | 0 | 0 | 73 | 238 | 90 | 71 | 399 | - 7 |
| Steven E. Gall | 450 | 48 | 29 | 77 | 0 | 1 | 1 | 0 | 0 | 0 | 88 | 208 | 113 | 118 | 439 | + 11 |
| Hollie L. Gallagher | 372 | 49 | 27 | 76 | 0 | 1 | 1 | 0 | 0 | 0 | 81 | 228 | 67 | 72 | 367 | + 5 |
| Kelly A. Gallagher | 452 | 48 | 26 | 74 | 0 | 0 | 0 | 0 | 0 | 0 | 84 | 219 | 116 | 107 | 442 | + 10 |
| Shannon M. Gallagher | 486 | 45 | 26 | 71 | 0 | 0 | 0 | 0 | 0 | 0 | 102 | 208 | 128 | 119 | 455 | + 31 |
| Daniel Gaul | 482 | 47 | 28 | 75 | 0 | 0 | 0 | 0 | 0 | 0 | 93 | 201 | 107 | 156 | 464 | + 18 |
| Emily Hagan | 454 | 45 | 31 | 76 | 0 | 0 | 0 | 0 | 1 | 1 | 91 | 250 | 80 | 109 | 439 | + 15 |
| Wanda C. Jones | 457 | 45 | 33 | 78 | 0 | 0 | 0 | 0 | 0 | 0 | 72 | 214 | 92 | 157 | 463 | - 6 |
| Ashley Kilbane | 486 | 52 | 34 | 86 | 0 | 0 | 0 | 0 | 0 | 0 | 75 | 282 | 110 | 105 | 497 | - 11 |
| David T. Matia | 416 | 57 | 36 | 93 | 0 | 0 | 0 | 0 | 0 | 0 | 68 | 236 | 90 | 115 | 441 | - 25 |
| Robert C. McClelland | 492 | 46 | 35 | 81 | 0 | 0 | 0 | 1 | 0 | 1 | 82 | 270 | 86 | 135 | 491 | + 1 |
| Timothy McCormick | 380 | 46 | 29 | 75 | 0 | 0 | 0 | 0 | 1 | 1 | 71 | 211 | 85 | 88 | 384 | - 4 |
| Nancy R. McDonnell | 408 | 52 | 25 | 77 | 0 | 1 | 1 | 0 | 0 | 0 | 90 | 206 | 102 | 87 | 395 | + 13 |
| William T. McGinty | 528 | 47 | 36 | 83 | 0 | 1 | 1 | 0 | 0 | 0 | 84 | 248 | 101 | 178 | 527 | + 1 |
| Sherrie Miday | 484 | 54 | 26 | 80 | 0 | 0 | 0 | 0 | 0 | 0 | 88 | 236 | 96 | 144 | 476 | + 8 |
| John P. O'Donnell | 408 | 49 | 25 | 74 | 0 | 2 | 2 | 0 | 0 | 0 | 91 | 214 | 56 | 121 | 391 | + 17 |
| John J. Russo | 189 | 10 | 16 | 26 | 0 | 0 | 0 | 0 | 0 | 0 | 37 | 100 | 47 | 31 | 178 | + 11 |
| Joseph D. Russo | 527 | 52 | 39 | 91 | 0 | 0 | 0 | 1 | 0 | 1 | 72 | 241 | 98 | 207 | 546 | - 19 |
| Michael J. Russo | 408 | 54 | 29 | 83 | 0 | 0 | 0 | 1 | 0 | 1 | 86 | 199 | 100 | 106 | 405 | + 3 |
| Nancy Margaret Russo | 223 | 58 | 20 | 78 | 0 | 1 | 1 | 0 | 1 | 1 | 67 | 113 | 65 | 56 | 234 | - 11 |
| Shirley Strickland Saffold | 458 | 47 | 28 | 75 | 0 | 0 | 0 | 1 | 0 | 1 | 95 | 216 | 89 | 133 | 438 | + 20 |
| Michael P. Shaughnessy | 459 | 47 | 32 | 79 | 0 | 0 | 0 | 0 | 0 | 0 | 90 | 219 | 125 | 104 | 448 | + 11 |
| Brendan J. Sheehan | 370 | 47 | 24 | 71 | 1 | 0 | 1 | 0 | 0 | 0 | 84 | 172 | 79 | 106 | 357 | + 13 |
| John D. Sutula | 583 | 46 | 29 | 75 | 0 | 0 | 0 | 0 | 1 | 1 | 73 | 305 | 95 | 185 | 585 | - 2 |
| Kathleen Ann Sutula | 406 | 48 | 26 | 74 | 0 | 2 | 2 | 0 | 0 | 0 | 93 | 193 | 81 | 113 | 387 | + 19 |
| Joan Synenberg | 374 | 48 | 29 | 77 | 0 | 1 | 1 | 0 | 0 | 0 | 102 | 209 | 76 | 64 | 349 | + 25 |
| Deborah M. Turner | 434 | 44 | 29 | 73 | 0 | 0 | 0 | 0 | 0 | 0 | 105 | 200 | 93 | 109 | 402 | + 32 |
| TOTALS | 14634 | 1626 | 971 | 2597 | 2 | 11 | 13 | 5 | 6 | 11 | 2786 | 7378 | 3097 | 3970 | 14445 | + 189 |

Corrections/Adjustments