



***Statistics Report
March 2019***

***John J. Russo
Administrative and Presiding Judge***

TABLE OF CONTENTS

Criminal Statistics

Newly Filed, Re-Activated and Transferred in Cases _____	4
Yearly Criminal Terminations _____	5
Pending Criminal Cases End of Period _____	6
Clearance Rate _____	7
Arrest to Disposition Timeline _____	8
Average Arrest to Disposition Timeline (Jail Cases) _____	9
Average Arrest to Disposition Timeline (Non-Jail Cases) _____	10
Average Arrest to Disposition Timeline (Jail and Non-Jail Cases) _____	11
Yearly Average Arrest to Disposition Timeline _____	12
Indictments and Informations Filed With the Clerk of Courts _____	13
Bail Case Arraignment Activity _____	14
Overall Arraignment Statistics _____	15

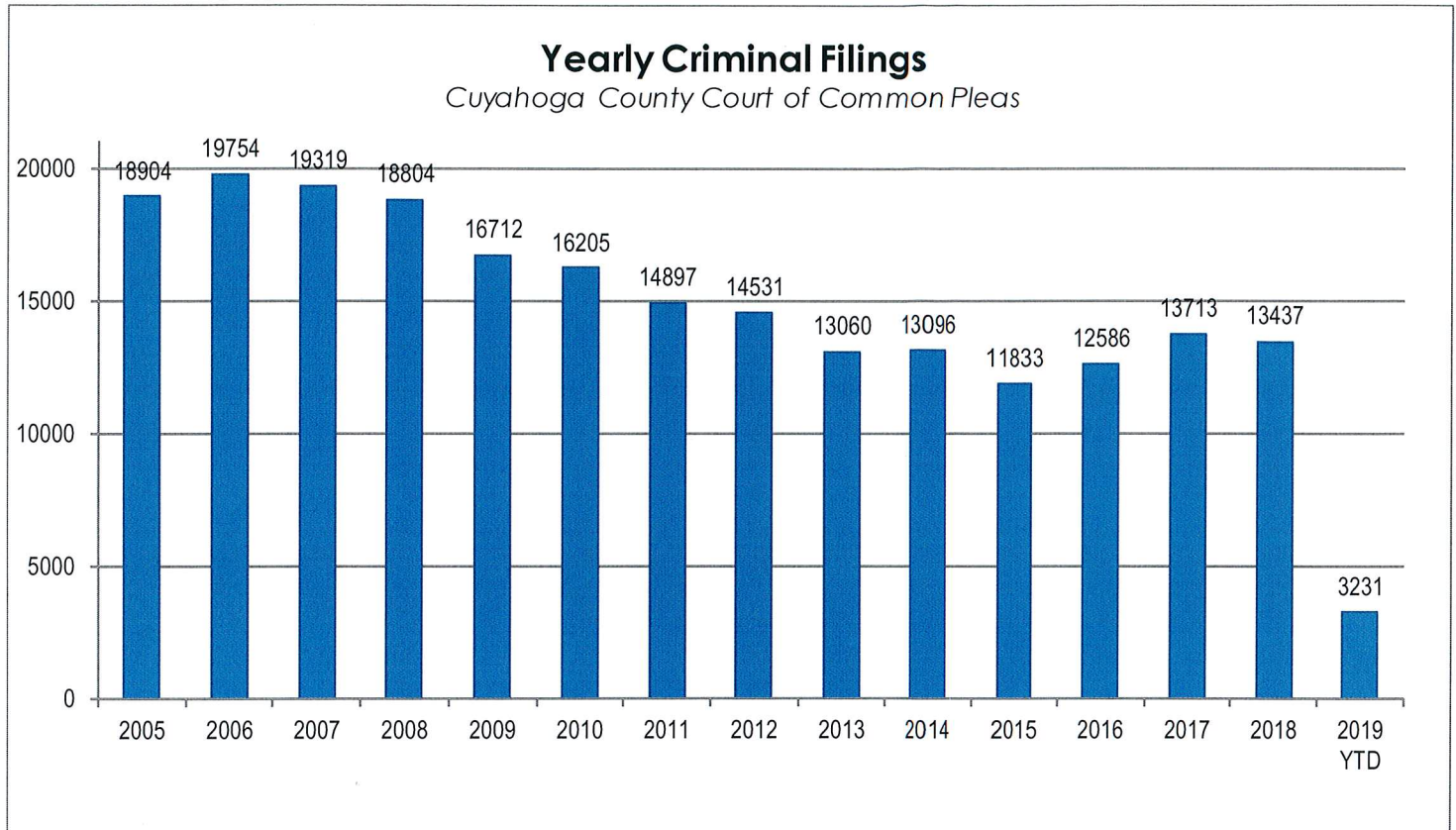
Foreclosure Statistics

Total Pending Judicial Foreclosure Cases Referred to Magistrates _____	17
Total Pending Tax Lien & Certificate Cases Referred to Magistrates _____	18
Percentage of Pending Judicial Foreclosure Cases By Filing Year _____	19
Judicial Foreclosure Clearance Rate Year 2019 _____	20
Avg. Number of Days to Disp. (Excl. Bank. Stays & Tax Lien & Tax Cert.) _____	21
Avg. Number of Days to Disp. (Excl. Bank. Stays & Incl. Tax Lien & Tax Cert.) _____	22
Total New Judicial Foreclosure Filings _____	23
New Marsh of Lien/Quiet Title/Partition Case Filings for Years 2005 – 2019 YTD _____	24
New Marsh of Lien/Quiet Title/Partition Case Filings by month for 2019 YTD _____	24
New Tax Lien & Certificate Filings for Years 2005 – 2019 YTD _____	25
New Tax Lien & Certificate Filings by Month for Year 2019 YTD _____	25
Total New Judicial Foreclosure Filings Years 2005 – 2019 YTD _____	26
Total New Judicial Foreclosure Filings by Month for Year 2019 YTD _____	26
Magistrate’s Monthly Reports _____	27
Report CMSR1062 - Judicial Foreclosure Statistics by Judge _____	35
Monthly Summary _____	41
Year to Date Summary _____	43
Corrections/Adjustments _____	45

Criminal Case Statistics

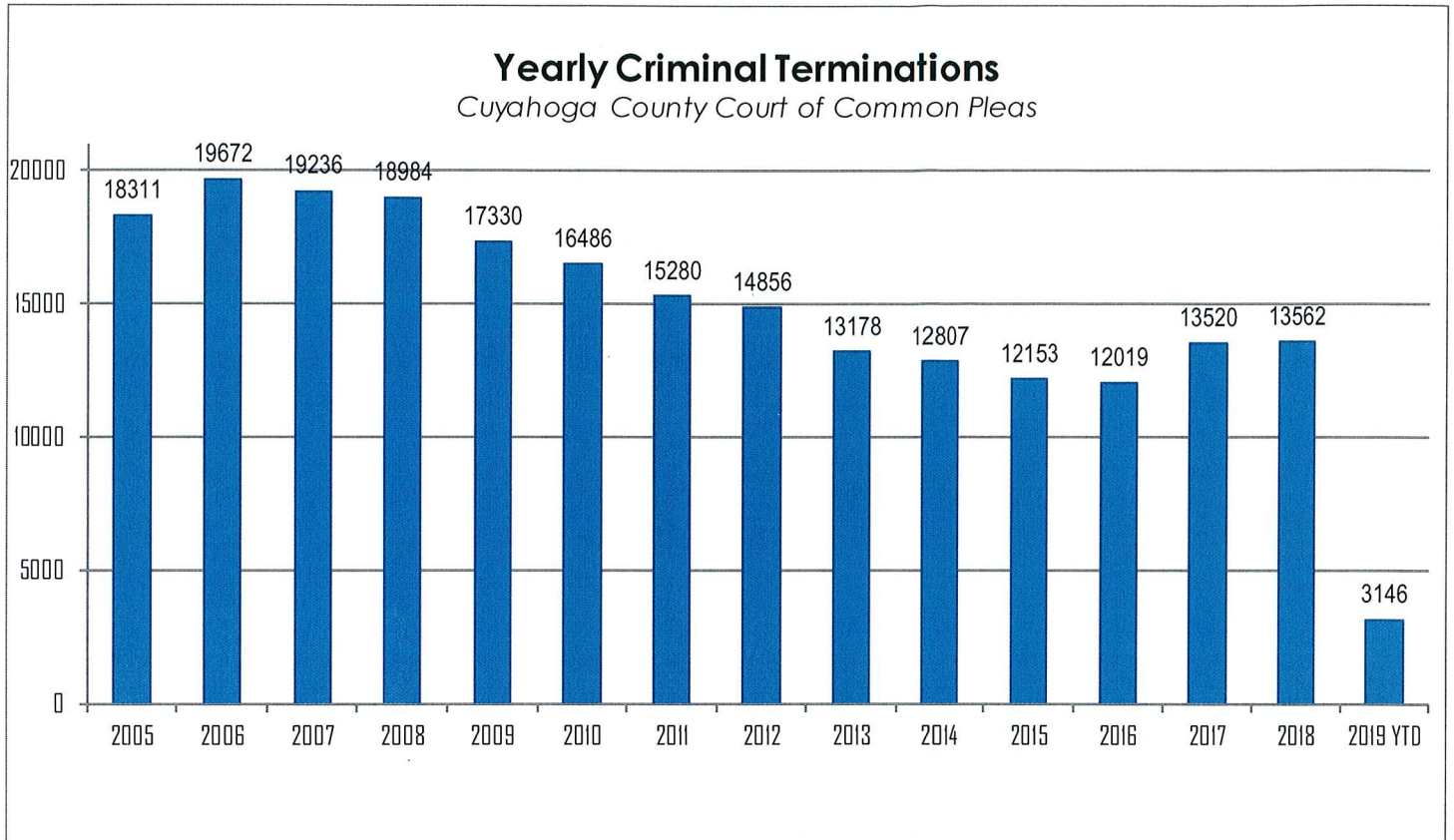
Newly Filed, Re-Activated and Transferred in Cases

The following chart is a representation of all filed cases in Cuyahoga County Court of Common Pleas from 2005 – March 2019. Newly filed cases are defined as having been arraigned and assigned to a Judge. Re-activated cases are defined as cases where a defendant was unavailable for trial and has now become ready to proceed. Transferred cases are defined as cases moved from one judge's docket to another. This could be due to re-assignment to a Mental Health Judge or after additional information indicates that by Court rule, the case should have been assigned to another Judge.



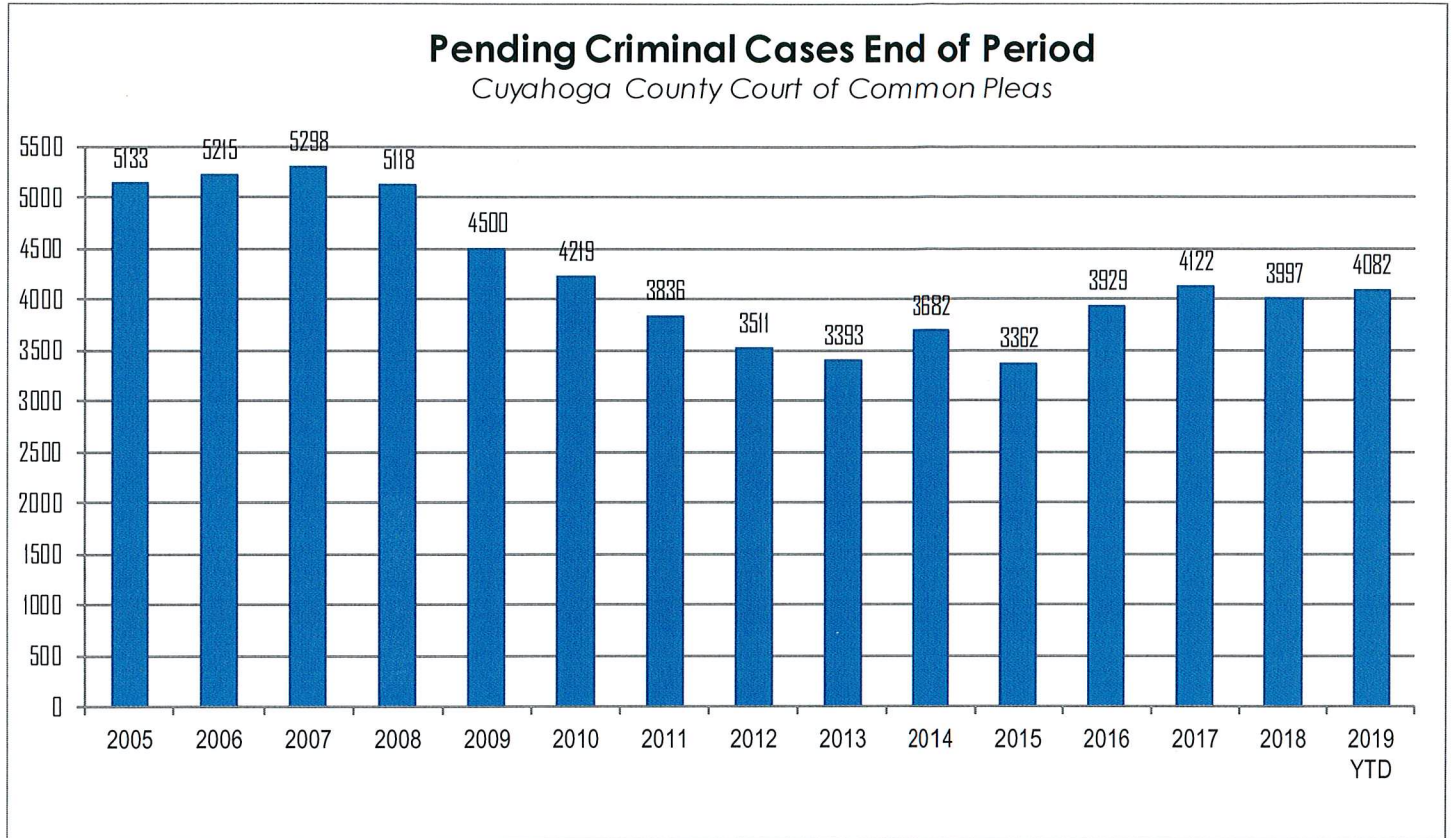
Yearly Criminal Terminations

The following chart represents cases that have been terminated by the court from 2005 – March 2019. These cases have been terminated either by trial; plea, dismissal or a defendant is unavailable for trial or sentencing.



Pending Criminal Cases End of Period

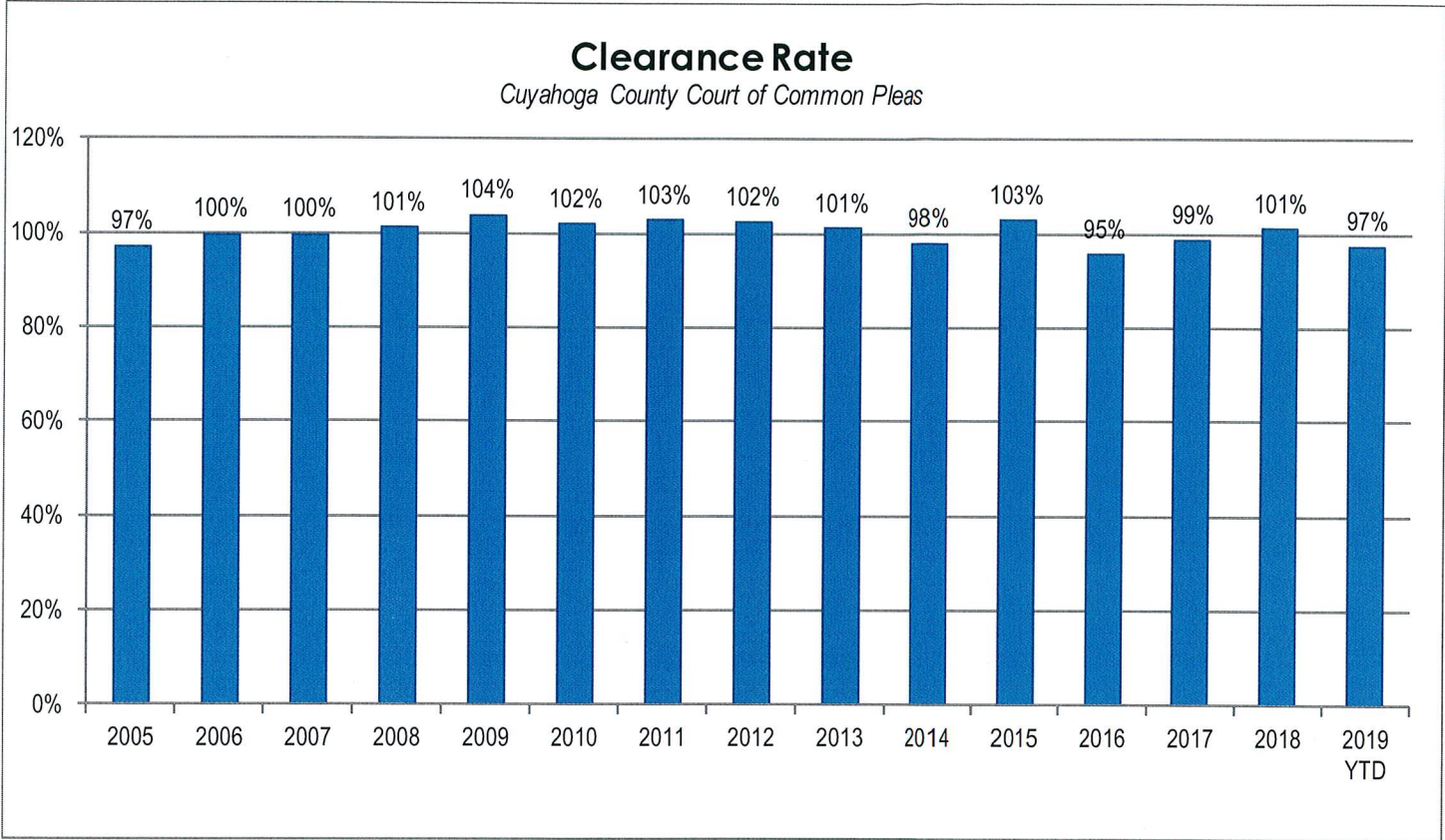
The following chart represents the total number of cases pending at the end of the reporting period from 2005 – March 2019. Pending criminal cases at the end of the period is determined by adding the total number of pending cases at the beginning of the reporting period, and all newly filed, re-activated and transferred in cases. The total number of cases terminated in the period is subtracted from the sum total pending at the beginning of the period to give the value pending at the end of the period.



CUYAHOGA COUNTY COMMON PLEAS COURT

Clearance Rate

The Clearance Rate is the total number of outgoing cases as a percentage of the number of incoming cases. Clearance rate measures whether the court is keeping up with its incoming caseload. If cases are not disposed in a timely manner, a backlog of cases awaiting disposition will grow. A Clearance Rate of 100% indicates that at least as many cases have been filed, reopened, or reactivated in a period have been disposed.



Arrest to Disposition Timeline

Arrest to disposition timeline is a method to measure how felony cases flow through the Cuyahoga County Criminal Justice System. By capturing how long a case takes to move from stage to stage, we can examine where problems may exist and where potential improvements in case processing can be made.

The source data was extracted from the Cuyahoga County Court of Common Pleas Case Management System. The overall population of sample data was based on cases terminated in a given month excluding cases that have gone through diversion programs. A case is defined as a defendant and all charges involved in a single incident. The period for the extracted data is from March 2019.

The stages examined were:

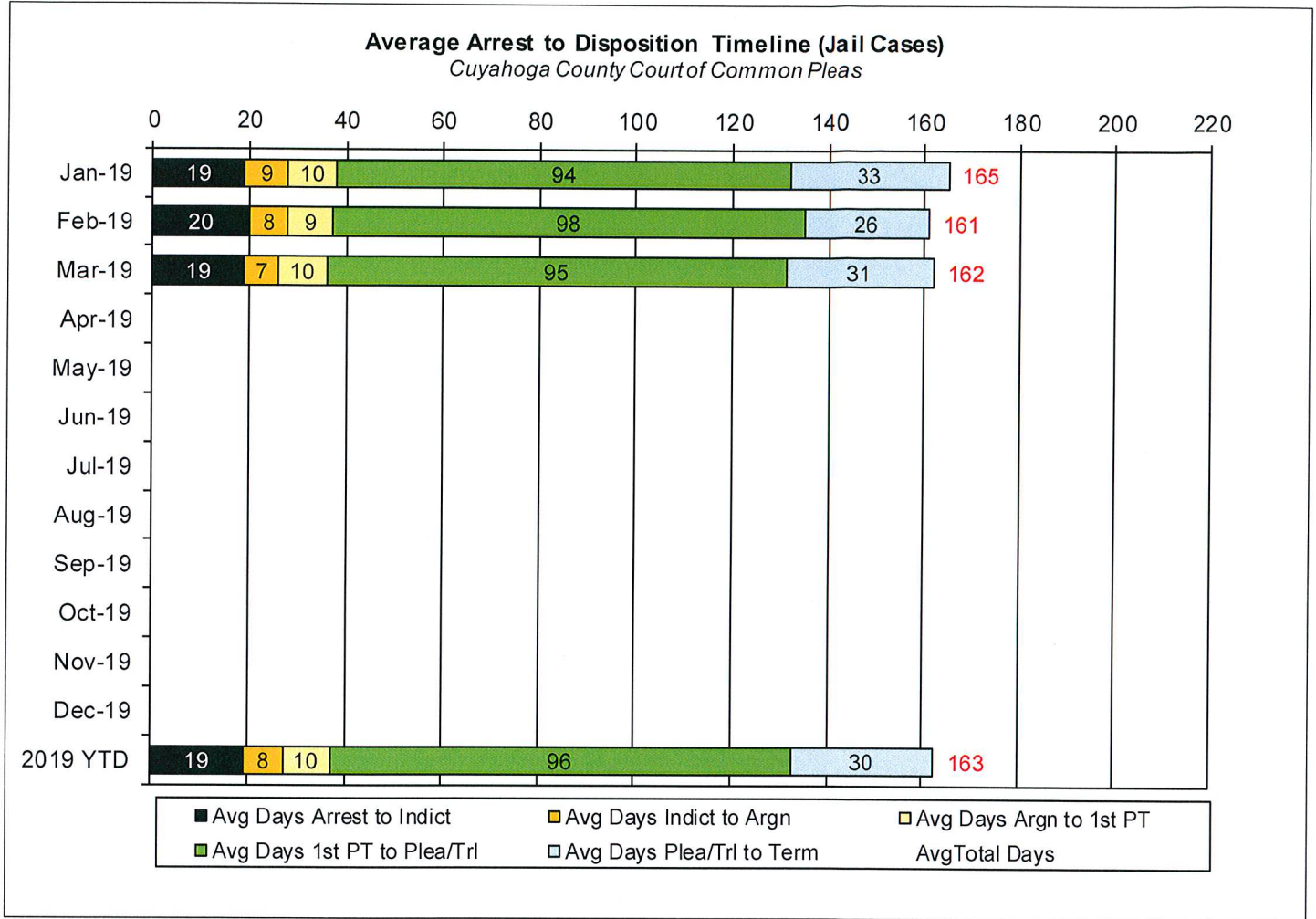
- Arrest to Indictment
- Indictment to Arraignment
- Arraignment to 1st Pre-Trial
- 1st Pre-Trial to Plea/Trial
- Plea/Trial to Termination

Due to the fact that each case may or may not have all of the stage date elements, a method to arrive at stage averages was applied. For a case to be included in the average for a stage there would need to be both dates for the given stage. A case would be included in the Arrest to Indictment stage if both arrest date and indictment date were available. This method was applied to each of the five stages. Next we calculated the total number of cases that met the date criteria for each of the ranges and also the total number of days between each date. To arrive at an average, the total number of days for each case in each range was calculated and divided by the total number of cases that met the date criteria. If a case had a time period or periods where the defendant was capiased or referred to the Psych Clinic, that amount of time was subtracted from the appropriate range. For re-indicted cases, the original arrest date is used.

The following three charts are for Jail, Non-Jail and combined Jail and Non-Jail cases. Jail and Non-Jail cases are defined by the posting of bond prior to plea or trial.

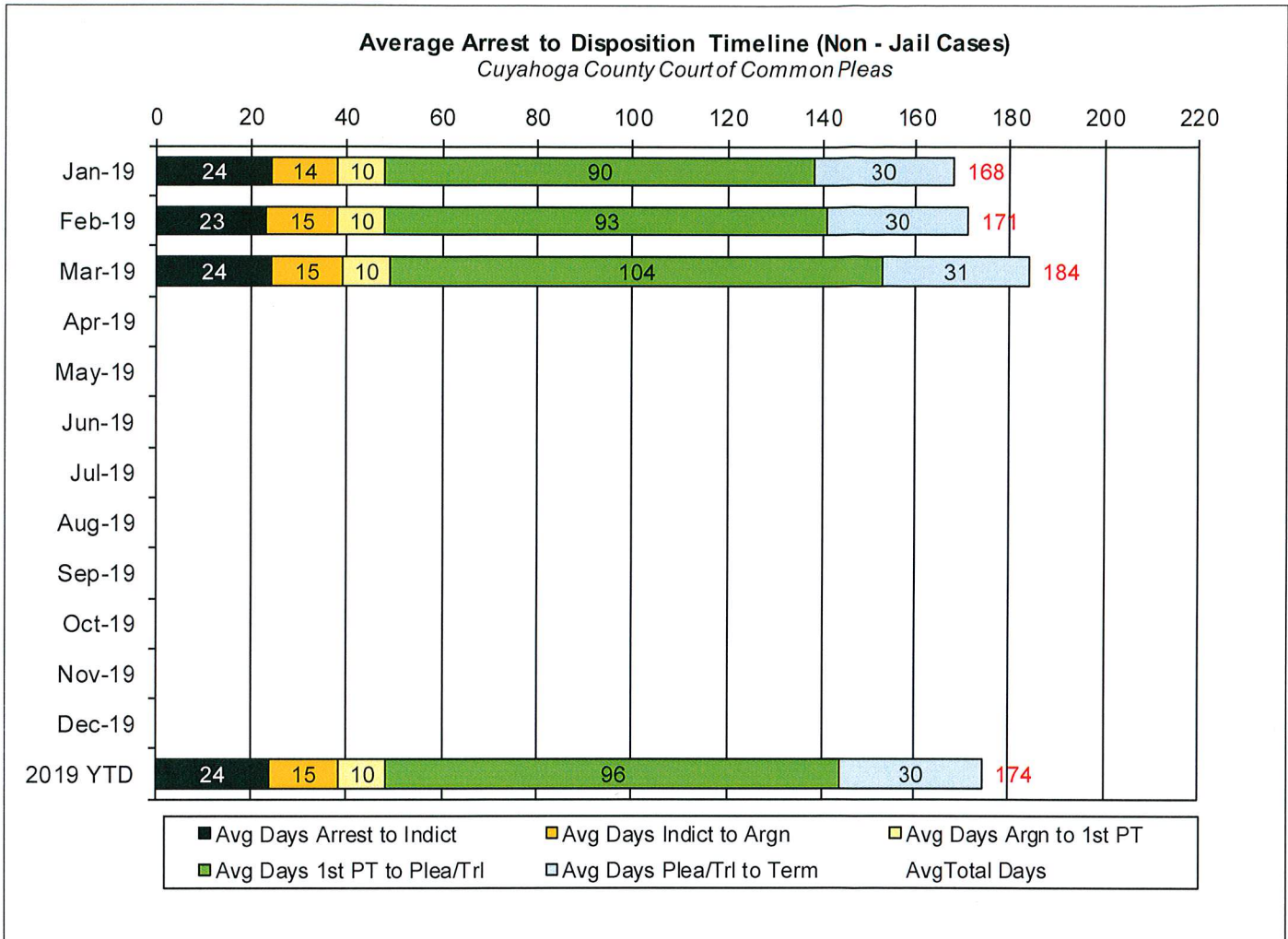
CUYAHOGA COUNTY COMMON PLEAS COURT

Average Arrest to Disposition Timeline (Jail Cases)



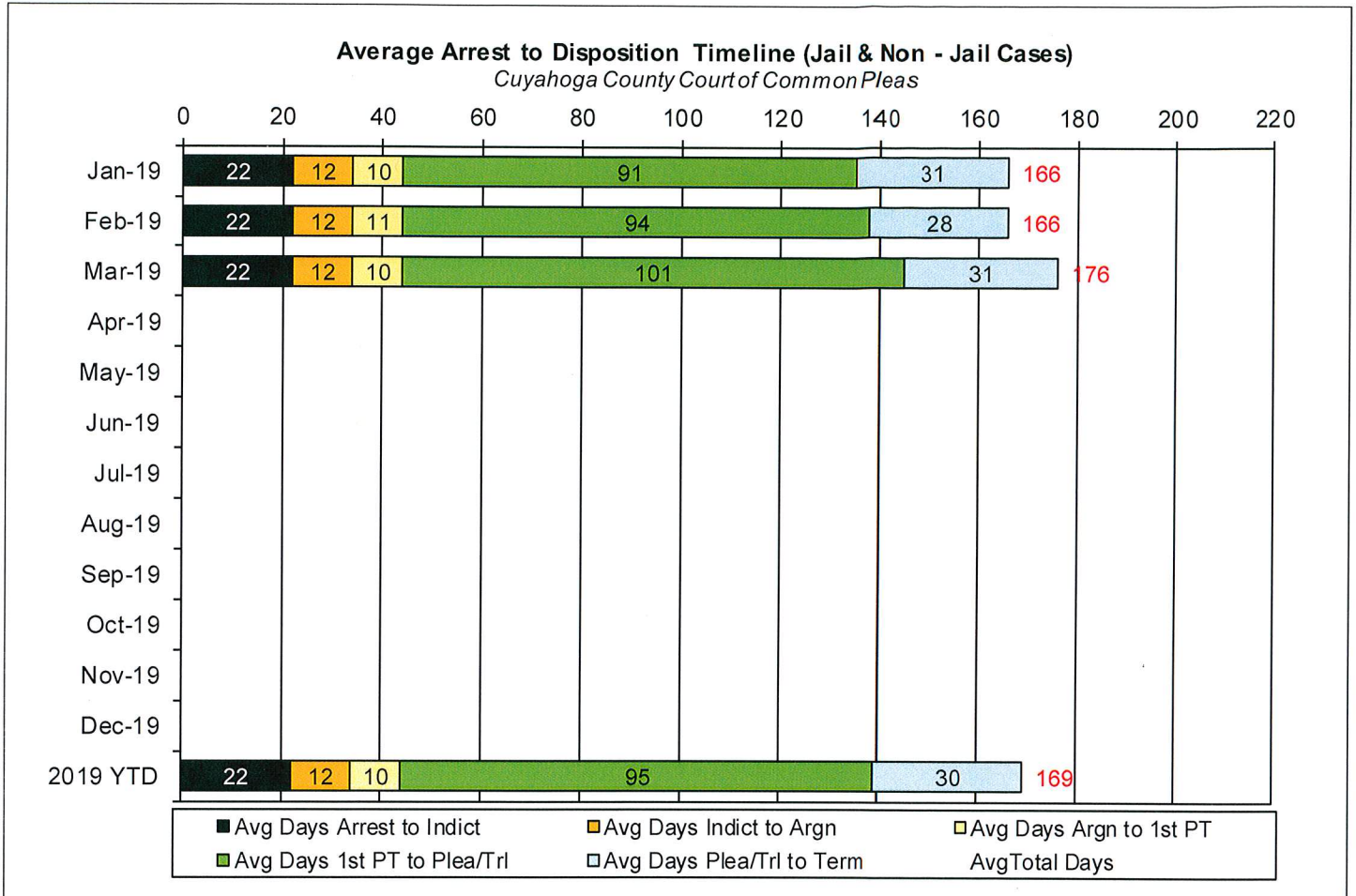
CUYAHOGA COUNTY COMMON PLEAS COURT

Average Arrest to Disposition Timeline (Non-Jail Cases)



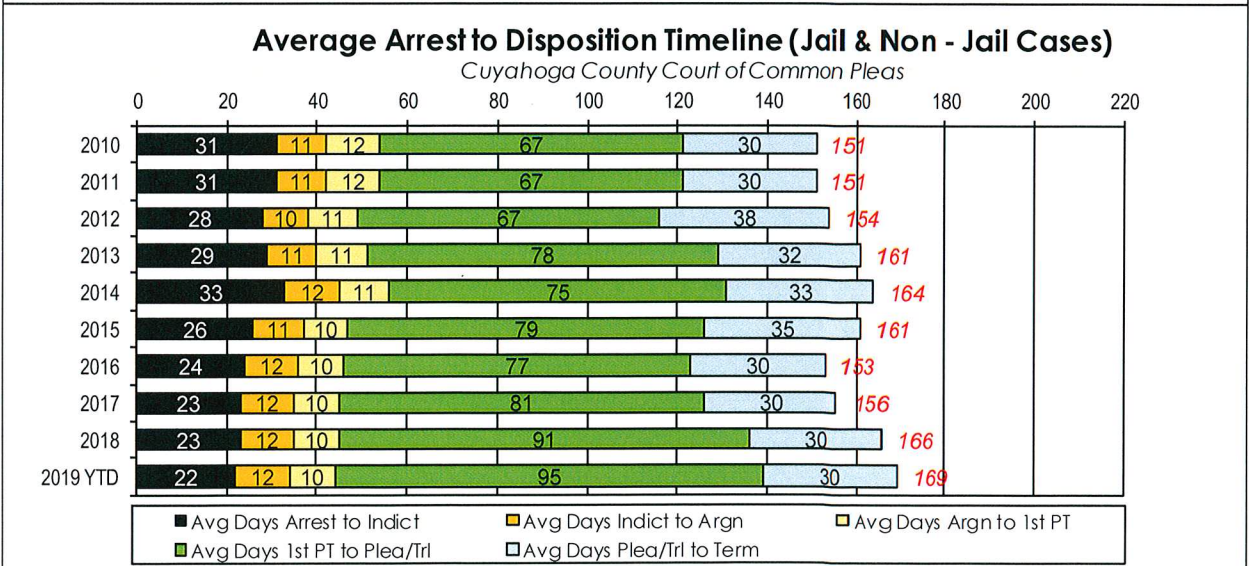
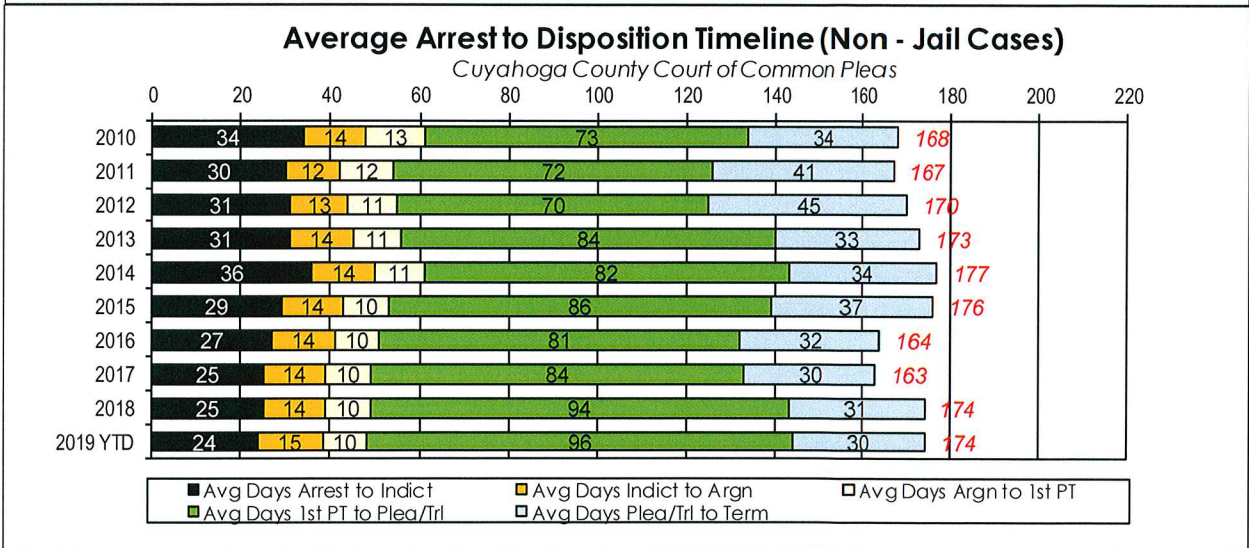
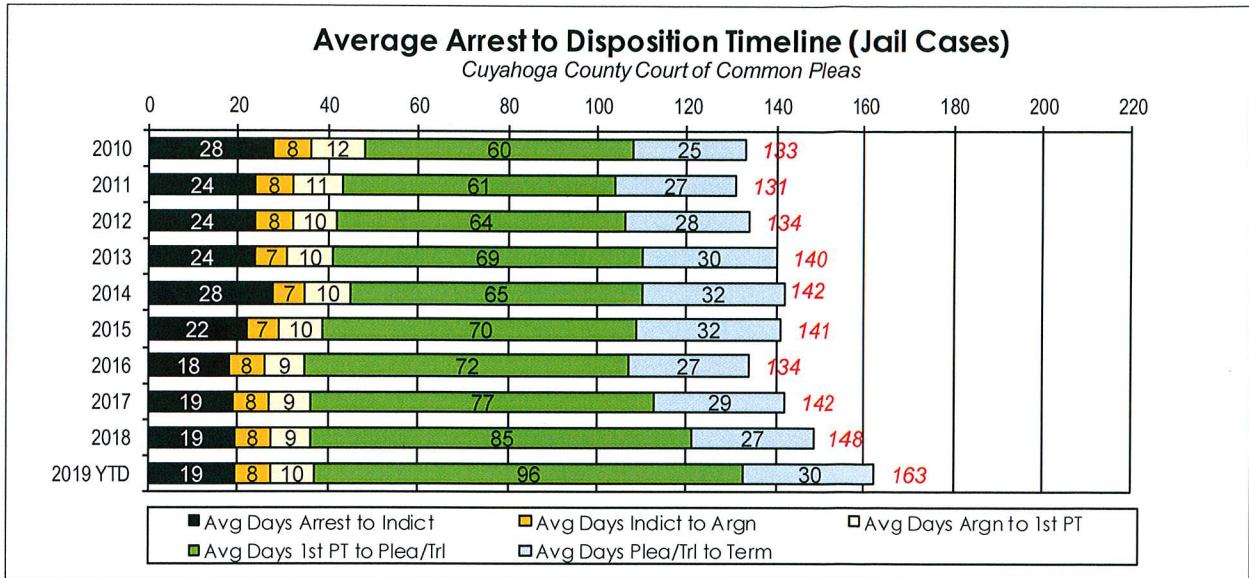
CUYAHOGA COUNTY COMMON PLEAS COURT

Average Arrest to Disposition Timeline (Jail and Non-Jail Cases)



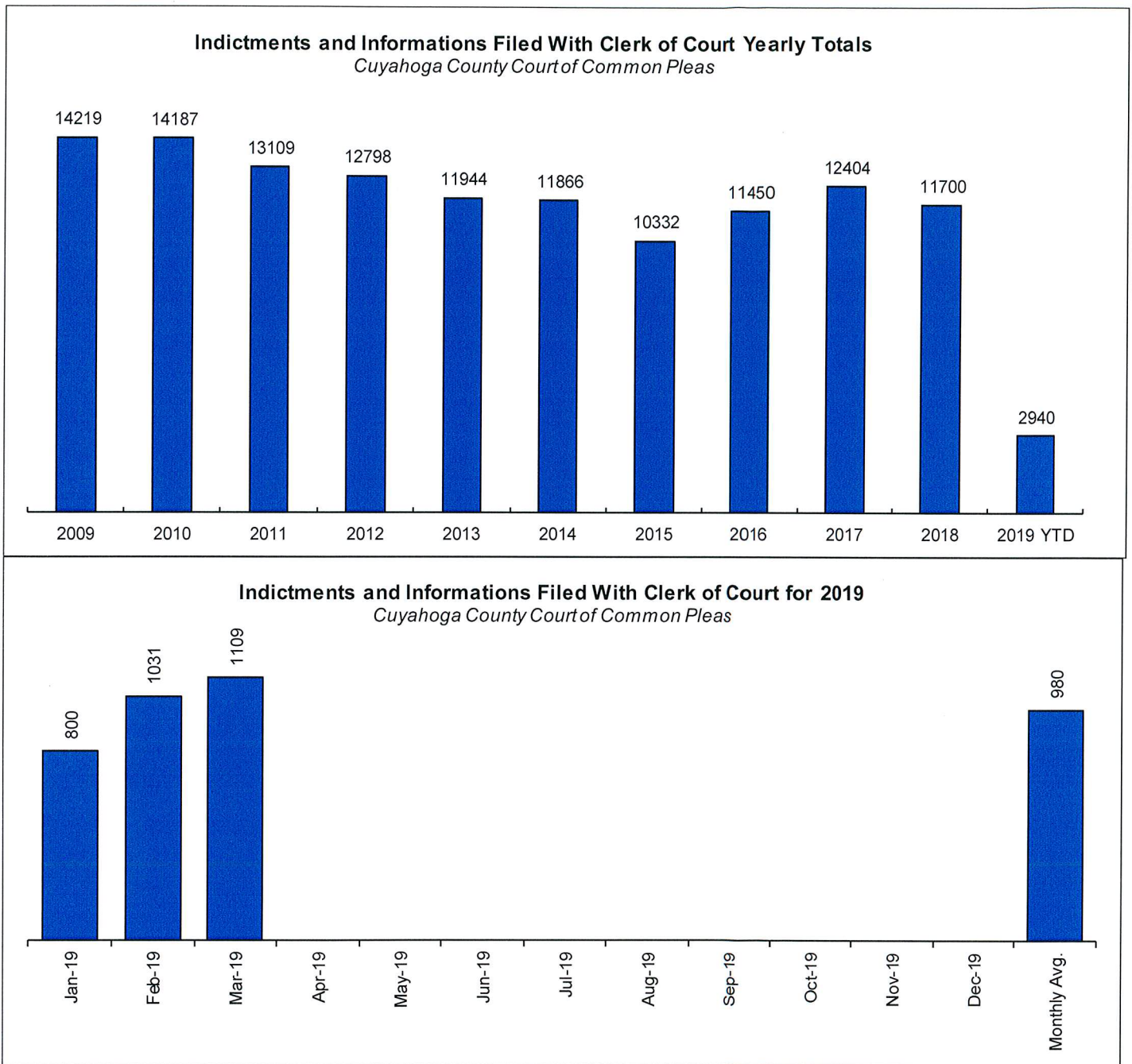
CUYAHOGA COUNTY COMMON PLEAS COURT

Yearly Average Arrest to Disposition Timeline



Indictments and Informations Filed With the Clerk of Courts

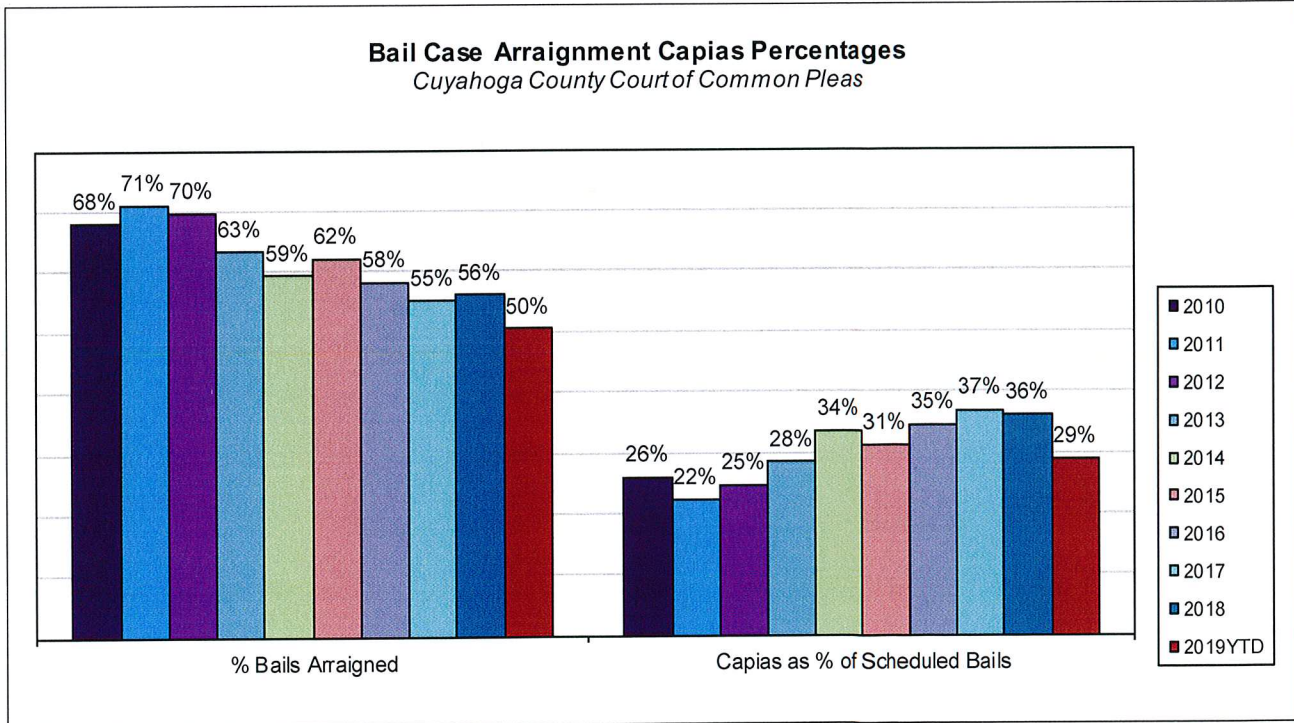
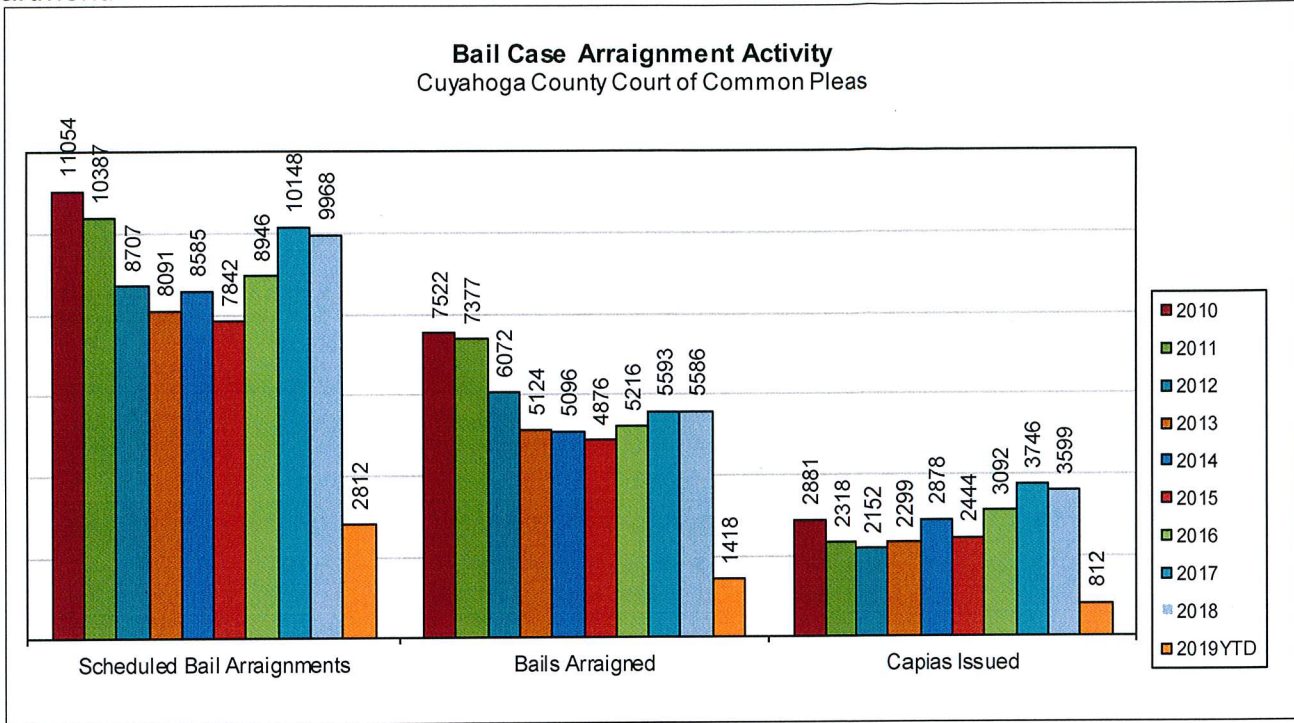
The following charts are reflective of Indictments and Informations filed with the Criminal Clerk of Courts from 2000. The source for this information was the Criminal Clerk's Office.



CUYAHOGA COUNTY COMMON PLEAS COURT

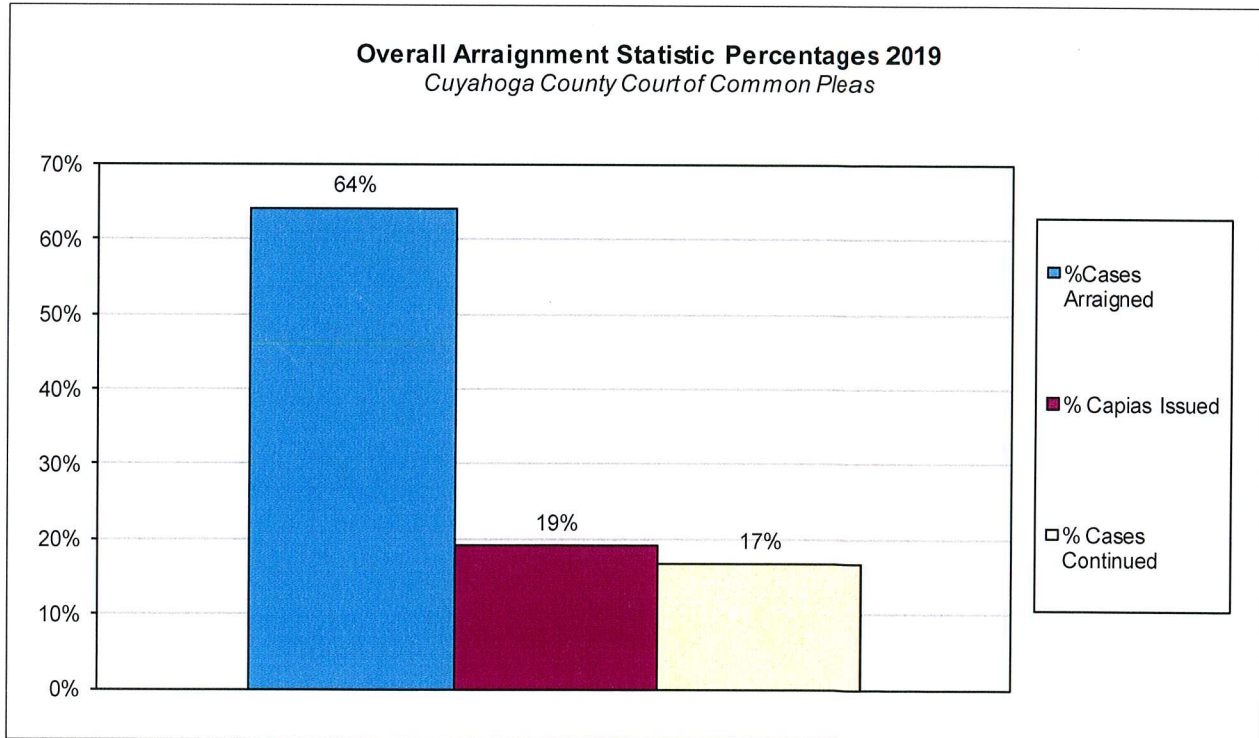
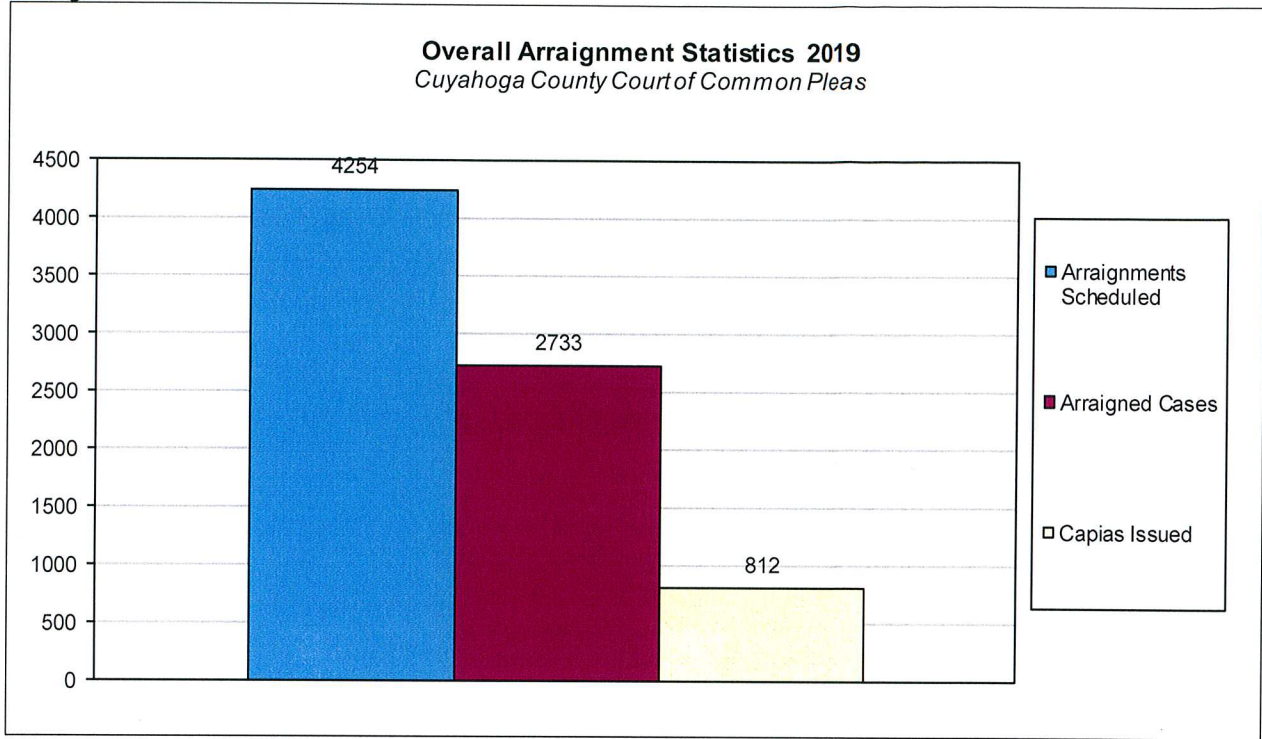
Bail Case Arraignment Activity

The following charts are reflective of arraignment activity where the defendant was not incarcerated at the time of arraignment. The source for this information was the Criminal Records Department.



Overall Arraignment Statistics

The arraignment statistics were provided by the Criminal Records Department. They are provided to give a representation of arraignment activity in the Court in 2019. These statistics include jail and non – jail arraignments.




Judicial Foreclosure Statistics¹

¹ For clarification purposes, Foreclosure cases in this report are identified as Judicial Foreclosure filings (filing codes 1460 (Foreclosure Marsh. Of Lien), 1465(Tax Lien), 1466 (Tax Certificate), 1470 (Quiet Title), and 1480 (Partition)). These cases are different from Board of Revision Foreclosures, which are not reported here.

CUYAHOGA COUNTY COMMON PLEAS COURT

Total Pending Judicial Foreclosure Cases Referred to Magistrates

The following chart is a display of the total number of pending Judicial Foreclosure cases referred to the Magistrates on specific dates. The table below shows the number of these cases pending from each year since 2005.




	As of:	2/13/2019	3/13/2019	4/10/2019									
Year													
1993			1	1									
2005		1	1	1									
2006		0	0	0									
2007		0	0	0									
2008		0	0	0									
2009		1	1	1									
2010		3	3	3									
2011		4	3	3									
2012		3	3	3									
2013		4	4	5									
2014		15	15	15									
2015		20	19	16									
2016		58	49	43									
2017		218	195	156									
2018		2536	2237	1872									
2019		450	919	1184									
Total		3313	3450	3303									

CUYAHOGA COUNTY COMMON PLEAS COURT

Total Pending Tax Lien & Certificate Cases Referred to Magistrates

The following chart is a display of the number of pending tax Judicial Foreclosure cases referred to the Magistrates on specific dates. The table below shows the number of pending tax Judicial Foreclosure cases in each year since 2005.

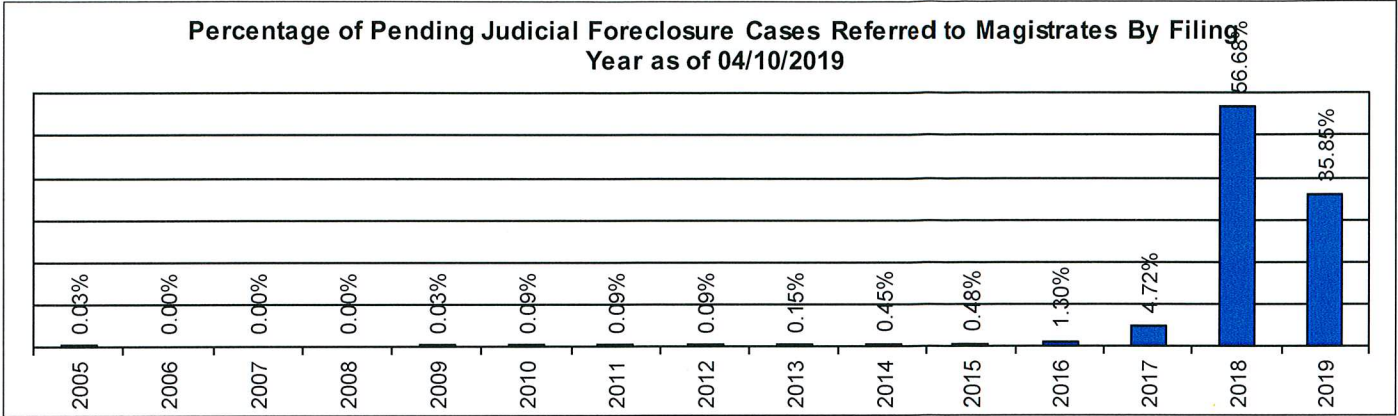


	As of:	2/13/2019	3/13/2019	4/10/2019									
Year													
2005		0	0	0									
2006		0	0	0									
2007		0	0	0									
2008		0	0	0									
2009		1	1	1									
2010		1	1	1									
2011		3	2	2									
2012		3	3	3									
2013		2	2	3									
2014		5	6	6									
2015		3	4	3									
2016		9	7	6									
2017		28	26	20									
2018		1047	903	730									
2019		60	291	355									
Total		1162	1246	1130									

CUYAHOGA COUNTY COMMON PLEAS COURT

Percentage of Pending Judicial Foreclosure Cases By Filing Year

The following chart is a representation of the total number of pending Judicial Foreclosure cases by filing year expressed as a percentage on a specific date. The table below is the supporting data for this chart.

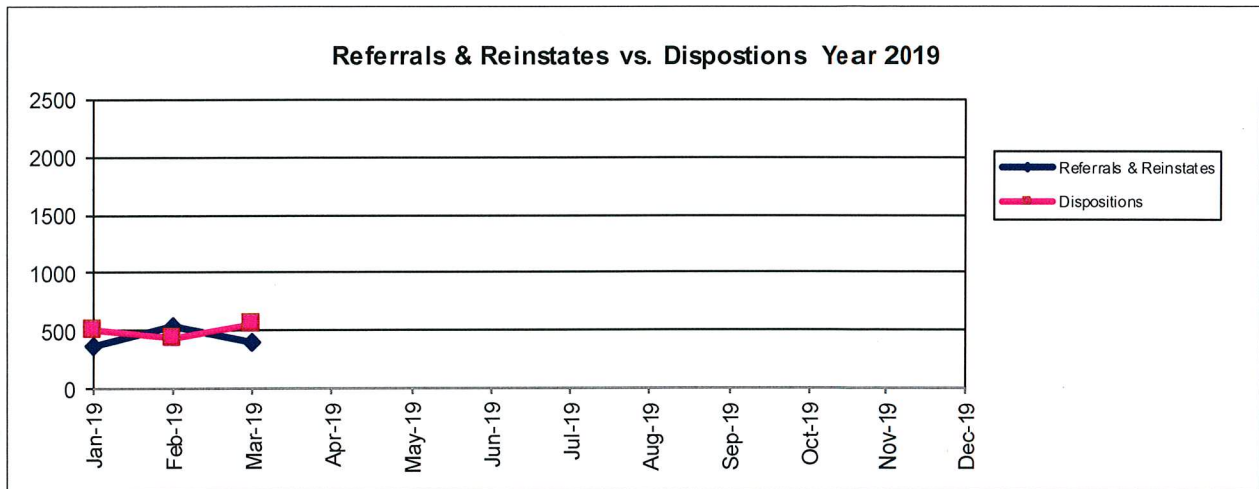
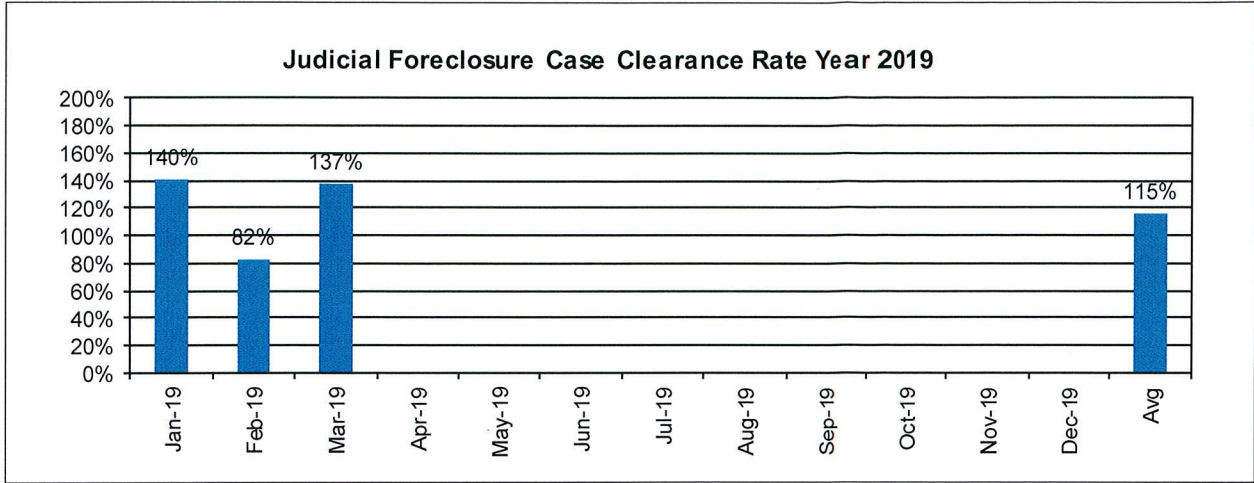


	As of:	4/10/2019	% of Total
Year			
1993		1	0.03%
2005		1	0.03%
2006		0	0.00%
2007		0	0.00%
2008		0	0.00%
2009		1	0.03%
2010		3	0.09%
2011		3	0.09%
2012		3	0.09%
2013		5	0.15%
2014		15	0.45%
2015		16	0.48%
2016		43	1.30%
2017		156	4.72%
2018		1872	56.68%
2019		1184	35.85%
Total		3303	100.00%

CUYAHOGA COUNTY COMMON PLEAS COURT

Judicial Foreclosure Clearance Rate Year 2019

The Clearance Rate is the number of outgoing cases as a percentage of the number of incoming cases. Clearance rate measures whether the court is keeping up with its incoming caseload. If cases are not disposed in a timely manner, a backlog of cases awaiting disposition will grow. A Clearance Rate of 100% indicates that at least as many cases as have been filed, reopened, or reactivated in a period have been disposed.

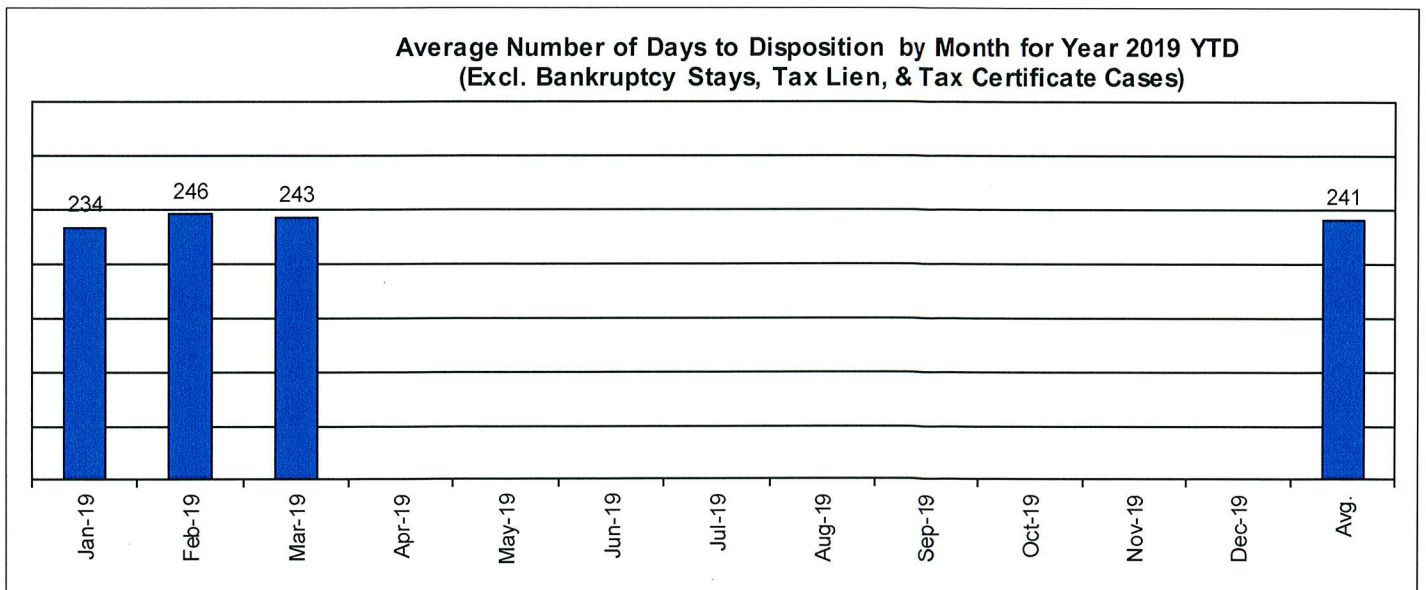
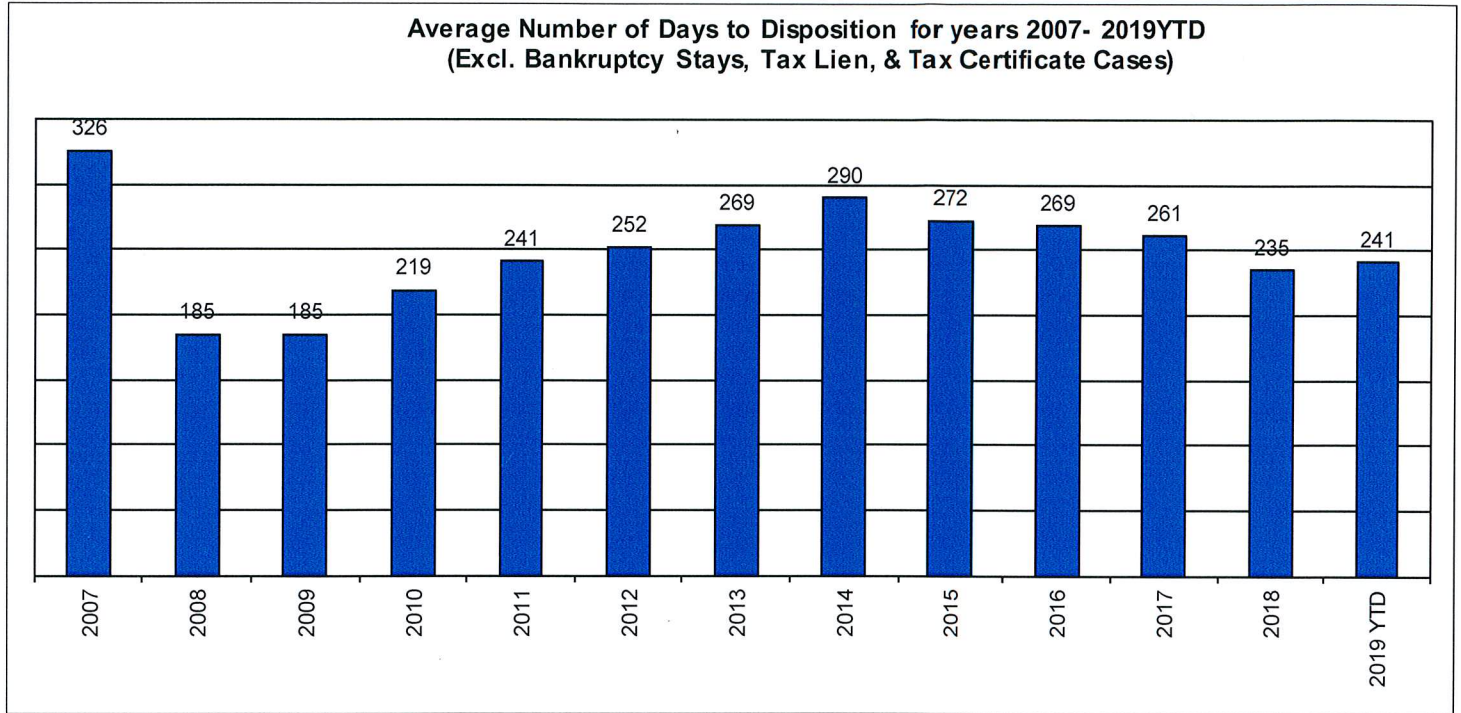


	Referrals & Reinstates	Dispositions	Clearance Rate
Jan-19	363	508	140%
Feb-19	537	441	82%
Mar-19	406	555	137%
Apr-19			
May-19			
Jun-19			
Jul-19			
Aug-19			
Sep-19			
Oct-19			
Nov-19			
Dec-19			
Avg	435	501	115%
Total	1306	1504	

CUYAHOGA COUNTY COMMON PLEAS COURT

Avg. Number of Days to Disp. (Excl. Bank. Stays & Tax Lien & Tax Cert.)

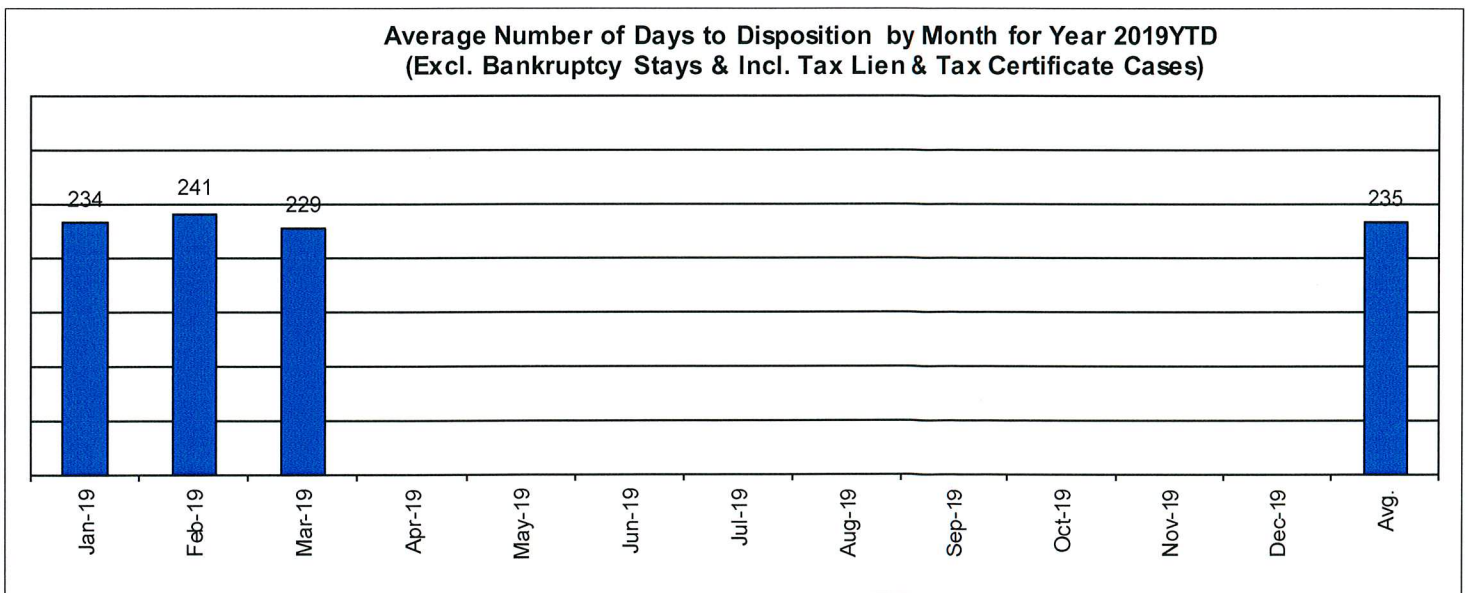
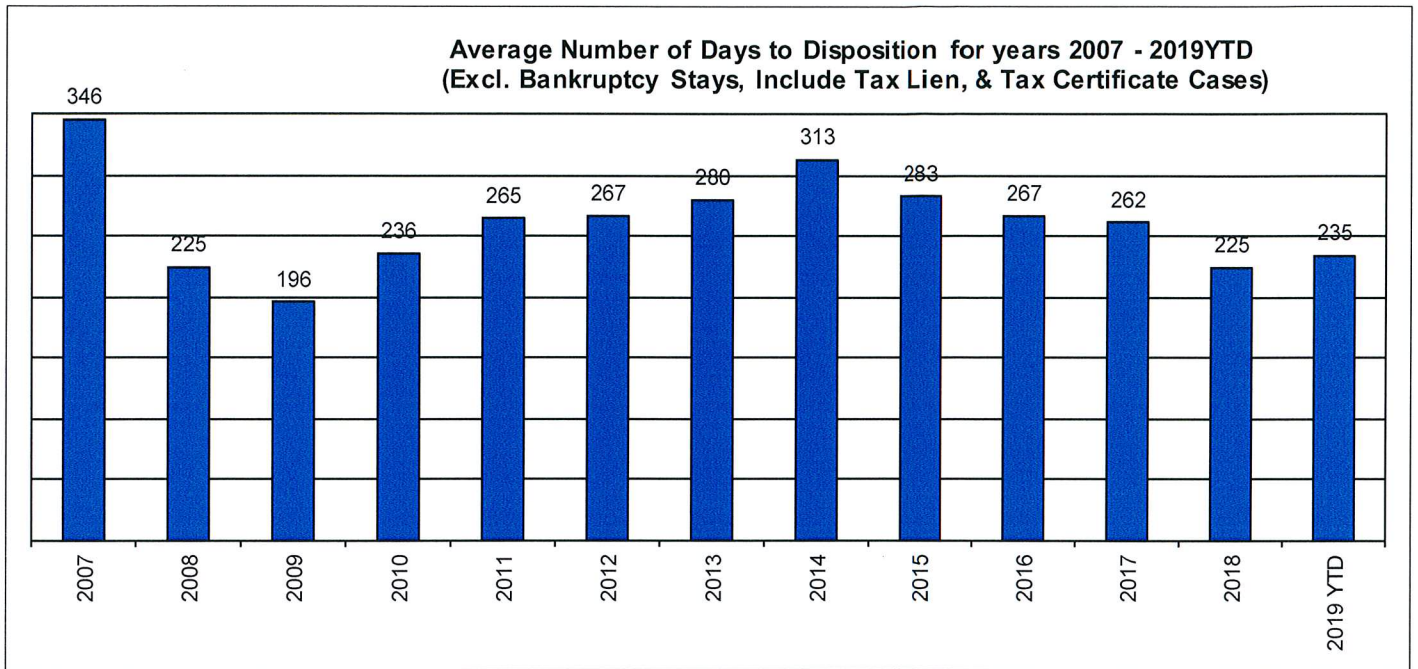
The average number of days to disposition is the number of days from filing to a final disposition entry being filed with the Clerk of Court. The data sample is based on all judicial foreclosure cases terminated by decree or dismissal (cases terminated by bankruptcy are not included) in a month. Each case is examined to determine the number of days between filing and termination with the periods that a case may have been in bankruptcy subtracted. Adding the total days of all of the cases minus bankruptcy periods and dividing by the total number of cases calculates the average. In the following chart, tax judicial foreclosure cases are excluded.



CUYAHOGA COUNTY COMMON PLEAS COURT

Avg. Number of Days to Disp. (Excl. Bank. Stays & Incl. Tax Lien & Tax Cert.)

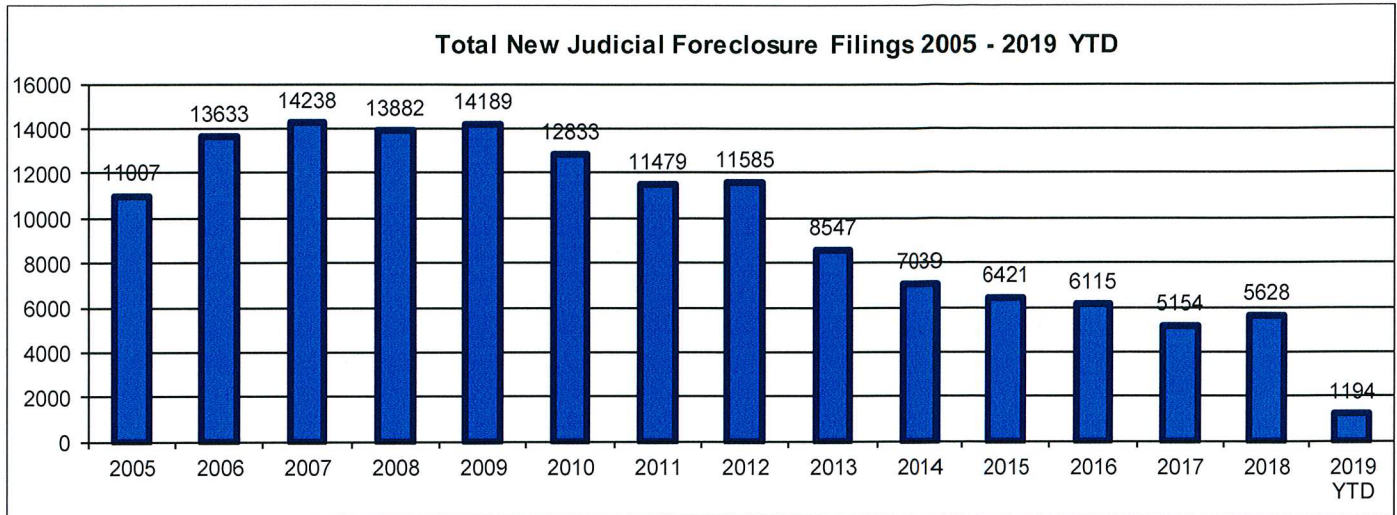
The average number of days to disposition is the number of days from filing to a final disposition entry being filed with the Clerk of Court. The data sample is based on all Judicial Foreclosure cases terminated by decree or dismissal (cases terminated by bankruptcy are not included) in a month. Each case is examined to determine the number of days between filing and termination with the periods that a case may have been in bankruptcy subtracted. Adding the total days of all of the cases minus bankruptcy periods and dividing by the total number of cases calculates the average. In the following chart, all types of Judicial Foreclosure cases are included.



Total New Judicial Foreclosure Filings

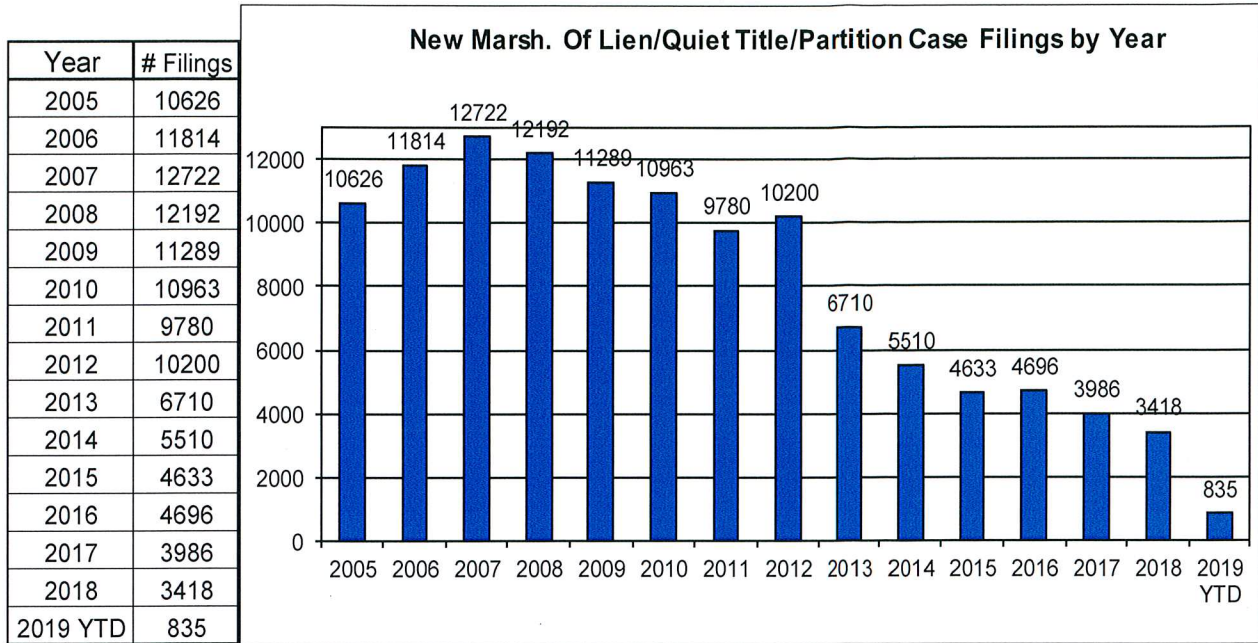
The following charts are provided as a historical view of new judicial foreclosure filings.

1. Total New Judicial Foreclosure Filings from 2005 – 2019 by year
2. Total New Marsh of Lien/Quiet Title/Partition Filings from 2005 – 2019 by month
3. Total New Tax Lien & Tax Certificate Filings for 2005 – 2019 by month
4. Total New Judicial Foreclosure Filings from 2005 – 2019 by month

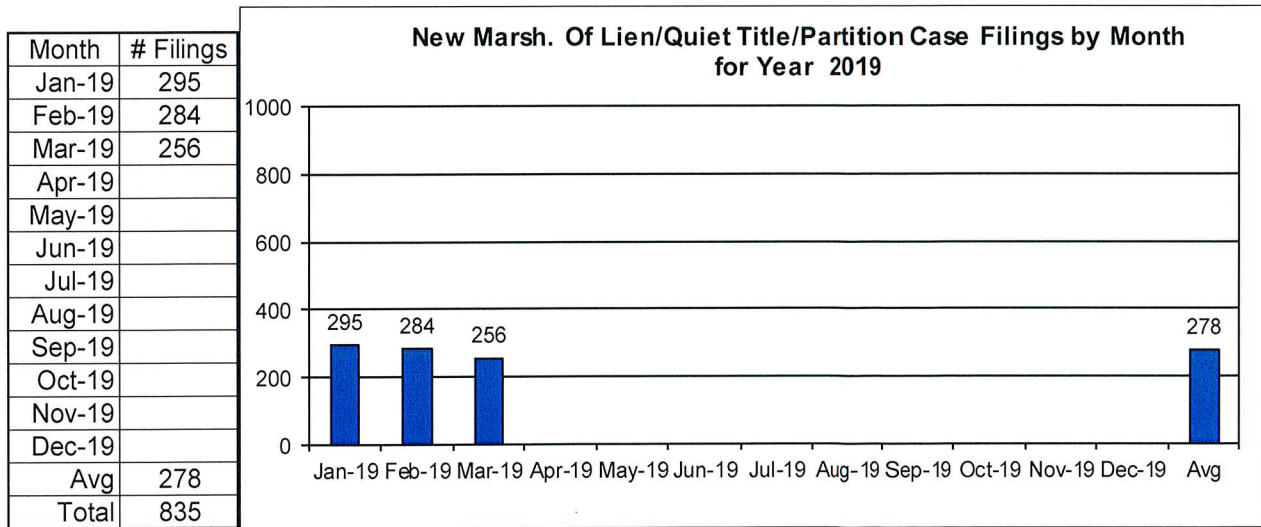


CUYAHOGA COUNTY COMMON PLEAS COURT

New Marsh of Lien/Quiet Title/Partition Case Filings for Years 2005 – 2019 YTD



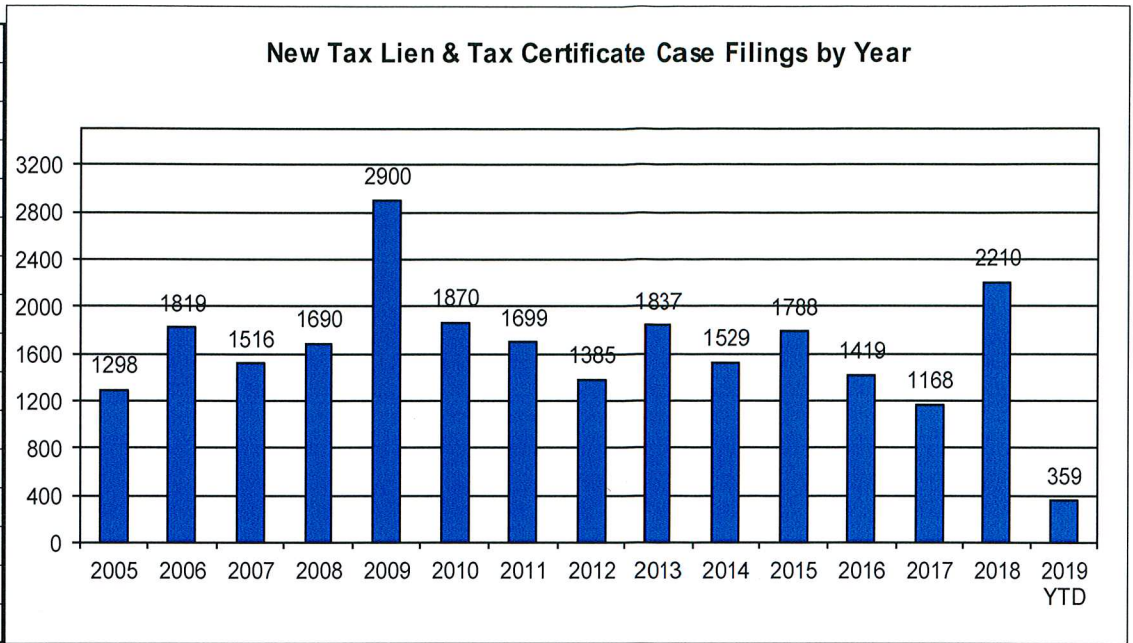
New Marsh of Lien/Quiet Title/Partition Case Filings by month for 2019 YTD



CUYAHOGA COUNTY COMMON PLEAS COURT


New Tax Lien & Certificate Filings for Years 2005 – 2019 YTD

Year	# Filings
2005	1298
2006	1819
2007	1516
2008	1690
2009	2900
2010	1870
2011	1699
2012	1385
2013	1837
2014	1529
2015	1788
2016	1419
2017	1168
2018	2210
2019 YTD	359



New Tax Lien & Certificate Filings by Month for Year 2019 YTD

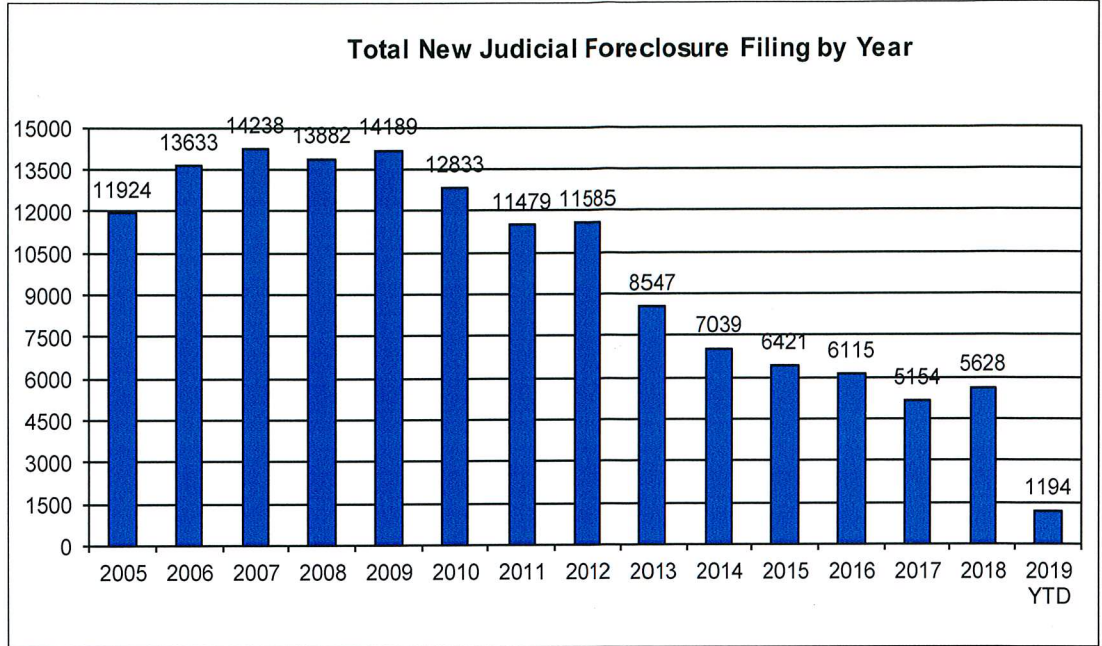
Month	# Filings
Jan-19	44
Feb-19	195
Mar-19	120
Apr-19	
May-19	
Jun-19	
Jul-19	
Aug-19	
Sep-19	
Oct-19	
Nov-19	
Dec-19	
Avg	120
Total	359



CUYAHOGA COUNTY COMMON PLEAS COURT

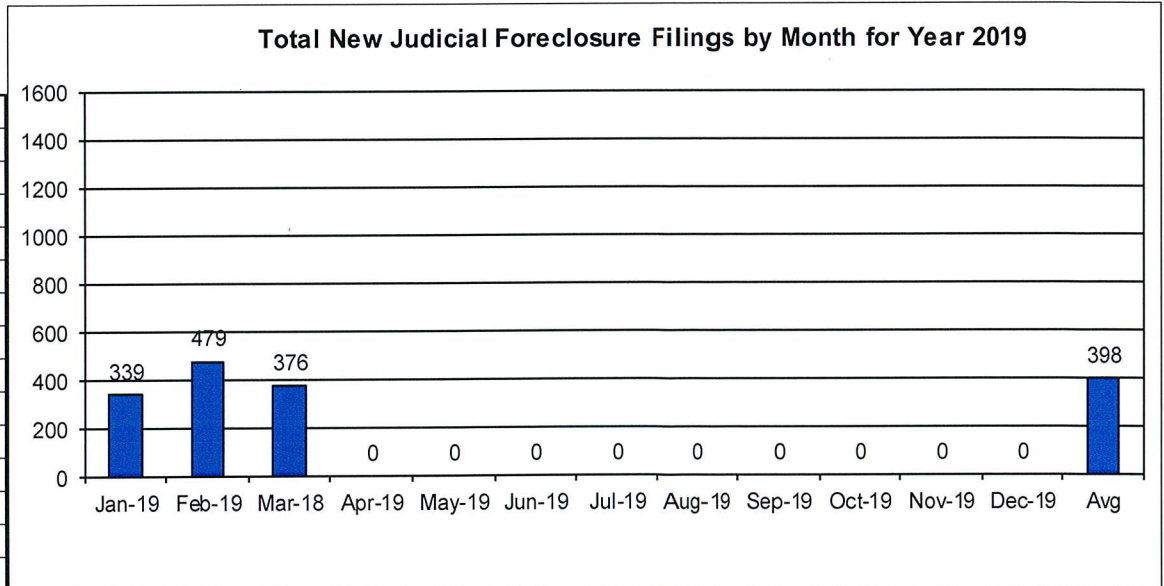
Total New Judicial Foreclosure Filings Years 2005 – 2019 YTD

Year	# Filings
2005	11924
2006	13633
2007	14238
2008	13882
2009	14189
2010	12833
2011	11479
2012	11585
2013	8547
2014	7039
2015	6421
2016	6115
2017	5154
2018	5628
2019YTD	1194



Total New Judicial Foreclosure Filings by Month for Year 2019 YTD

Month	# Filings
Jan-19	339
Feb-19	479
Mar-18	376
Apr-19	
May-19	
Jun-19	
Jul-19	
Aug-19	
Sep-19	
Oct-19	
Nov-19	
Dec-19	
Avg	398
Total	1194



Magistrate's Monthly Reports

The Magistrates' Monthly Report consists of 5 reports. Below is a description of each.

Magistrate's Monthly Supplemental Journal Entry Report (R415)

Retrieves total number of supplemental entries and Decrees of Confirmation of Sheriff's sale created during a specific period. A supplemental entry is any journal created by a magistrate, which does not close out a case. For example, any magistrate's order (MG) setting a hearing, any journal entry (JE) ruling on a motion, journals confirming Sheriff's sales, etc.).

Magistrate's Full Disposition Count by Magistrate Report (R413)

Retrieves total number of cases disposed of during a specific period. The dispositions are grouped by Magistrate and then broken down by the type of disposition (i. e. Default, Dismissed with Prejudice, Dismissed without Prejudice, etc.) This report can be printed three different ways. Including tax cases (Full Dispositions), excluding tax cases (Non-Tax Dispositions), and Tax cases only (Tax Dispositions).

Magistrate's Monthly Cases Referred/Reinstated Report (R418)

Retrieves newly filed cases referred to the Magistrates Dept. and cases previously disposed by the Magistrates Dept. that are reinstated and re-referred to the magistrates. The cases are separated by Tax (filing code 1465; Tax Judicial Foreclosure & 1466; Tax Certificate Judicial Foreclosure) and Non-Tax (1460; Judicial Foreclosure Marsh. Of Lien, 1480; Partition, 1470; Quiet Title, misc. (i. e. 1391; Contract Other, etc.).

Magistrate's Monthly Hearing Totals Report (R3146)

Retrieves total number of hearings held during one month. The hearings are grouped by Magistrate and then broken down by what type hearing was held (i. e. Default, Pretrial, etc.).

Magistrate's Monthly Case Load Report (R3147)

Retrieves individual caseload totals for individual magistrates during a specific period. The cases are grouped by magistrate and then broken down by case type (i. e. tax judicial foreclosure, tax certificate judicial foreclosure and non-tax judicial foreclosure).

CUYAHOGA COUNTY COURT OF COMMON PLEAS

DATE: 04/10/2019
TIME: 2:28 PM

OFFICE OF THE MAGISTRATES
MAGISTRATE'S MONTHLY SUPPLEMENTALS BY CASE
REPORTING PERIOD: MARCH 2019

PAGE: 1
CMSR415D

SUPPLEMENTALS

* TO BE DETERMINED *	29
AUGUSTYN	164
BAKER	292
BUCHA	215
DAY	282
DYKE	244
GONZALEZ	188
HIPPLEY	214
JACKSON	220
KLEIN	184
LUCAS	228
WEISS	259
UNACCOUNTED FOR	0

TOTAL 2519

CONFIRMATIONS

TOTAL 0

CUYAHOGA COUNTY COURT OF COMMON PLEAS
OFFICE OF THE MAGISTRATES
Full Disposition Count by Magistrate
REPORTING PERIOD: FROM 03/01/2019 TO 03/31/2019

DATE: 04/10/2019
 TIME: 2:29 PM

PAGE: 1
 CMSR413

MagID	Dispose Type	Tax Cert.	Tax Treas.	Total

	Bank	0	0	2
	Def	0	0	0
	Dism	2	0	6
	Ref. Vacate	0	0	0
	Court Trial	0	0	0
	Other	0	0	0
	MAG'S TOTAL	2	0	8

Decrees	327
Defaults	109
Other	217
Court Trial	1
Dismissals	197
Bankruptcy	31
Ref. Vacated	0
Grand Total	555

KCA				
	Bank	0	0	1
	Def	0	0	7
	Dism	0	2	9
	Ref. Vacate	0	0	0
	Court Trial	0	0	0
	Other	0	15	17
	MAG'S TOTAL	0	17	34

GDB				
	Bank	0	1	4
	Def	1	1	8
	Dism	1	3	21
	Ref. Vacate	0	0	0
	Court Trial	0	0	0
	Other	0	9	16
	MAG'S TOTAL	2	14	49

SMB				
	Bank	0	0	0
	Def	0	0	4
	Dism	1	1	6
	Ref. Vacate	0	0	0
	Court Trial	0	0	0
	Other	1	7	13
	MAG'S TOTAL	2	8	23

CED				
	Bank	0	0	2
	Def	0	0	12
	Dism	2	5	17
	Ref. Vacate	0	0	0
	Court Trial	0	0	0
	Other	0	19	19
	MAG'S TOTAL	2	24	50

JTD				
	Bank	0	0	3
	Def	1	0	23
	Dism	0	4	20
	Ref. Vacate	0	0	0
	Court Trial	0	0	0
	Other	0	14	20
	MAG'S TOTAL	1	18	66

TG				
	Bank	0	1	1
	Def	3	0	12
	Dism	1	5	18
	Ref. Vacate	0	0	0
	Court Trial	0	0	0
	Other	0	22	28
	MAG'S TOTAL	4	28	59

KH				
	Bank	1	1	7
	Def	0	0	4
	Dism	2	6	20

DATE: 04/10/2019
TIME: 2:29 PM

CUYAHOGA COUNTY COURT OF COMMON PLEAS
OFFICE OF THE MAGISTRATES
Full Disposition Count by Magistrate
REPORTING PERIOD: FROM 03/01/2019 TO 03/31/2019

PAGE: 2
CMSR413

MagID	Dispose Type	Tax Cert.	Tax Treas.	Total
	Ref. Vacate	0	0	0
	Court Trial	0	0	0
	Other	2	11	20
	<u>MAG'S TOTAL</u>	5	18	<u>51</u>
<hr/>				
ARJ	Bank	0	0	3
	Def	0	0	7
	Dism	0	6	24
	Ref. Vacate	0	0	0
	Court Trial	0	0	1
	Other	0	24	30
	<u>MAG'S TOTAL</u>	0	30	<u>65</u>
<hr/>				
MK	Bank	0	0	2
	Def	0	0	4
	Dism	1	1	17
	Ref. Vacate	0	0	0
	Court Trial	0	0	0
	Other	0	9	13
	<u>MAG'S TOTAL</u>	1	10	<u>36</u>
<hr/>				
PL	Bank	0	0	2
	Def	4	0	17
	Dism	0	6	23
	Ref. Vacate	0	0	0
	Court Trial	0	0	0
	Other	0	16	18
	<u>MAG'S TOTAL</u>	4	22	<u>60</u>
<hr/>				
CW	Bank	0	0	4
	Def	1	0	11
	Dism	0	2	16
	Ref. Vacate	0	0	0
	Court Trial	0	0	0
	Other	0	16	23
	<u>MAG'S TOTAL</u>	1	18	<u>54</u>

CUYAHOGA COUNTY COURT OF COMMON PLEAS

DATE: 04/10/2019
 TIME: 02:29 PM

OFFICE OF THE MAGISTRATES
 MAGISTRATE'S MONTHLY REF/REIN CASES
 FROM 03/01/2019 TO 03/31/2019

CMSR418

MAGISTRATE	NEW REFERRALS				REINSTATED			
	Tax Treas.	Tax Cert.	Non-Tax	Total	Tax Treas.	Tax Cert.	Non-Tax	Total
<u>* TO BE DETERMINED **/**</u>	12	0	23	35	0	0	1	1
<u>AUGUSTYN/KEVIN/C</u>	4	0	13	17	0	0	2	2
<u>BAKER/GAIL/D</u>	12	0	24	36	0	0	1	1
<u>BUCHA/STEPHEN/M</u>	1	0	10	11	0	0	2	2
<u>DAY/CHRISTOPHER/E</u>	10	0	23	33	0	0	2	2
<u>DYKE/JOHN/T</u>	18	0	27	45	0	0	0	0
<u>GONZALEZ/TRACEY/</u>	14	0	25	39	0	1	0	1
<u>HIPPLEY/KEVIN/</u>	9	1	25	35	0	0	1	1
<u>JACKSON/AMY/R</u>	16	0	18	34	0	0	1	1
<u>KLEIN/MONICA/</u>	14	0	25	39	0	0	0	0
<u>LUCAS/PAUL/</u>	10	0	19	29	0	0	0	0
<u>WEISS/CAROL/</u>	12	0	28	40	0	0	2	2
<u>TOTAL</u>	132	1	260	393	0	1	12	13
<u>COMBINED TOTAL</u>	406							

CUYAHOGA COUNTY COURT OF COMMON PLEAS

OFFICE OF THE MAGISTRATES

MAG MONTHLY HEARING TOTALS

Reporting Period: March 2019

DATE: 04/10/2019
TIME: 02:29 PM

PAGE: 1
CMSR3146

Monthly Hearing Total 510

AUGUSTYN
 Default Hearings 18
 Tax Hearings 15
 Pretrials 18

 TOTAL: 51

BAKER
 Default Hearings 13
 Tax Hearings 2
 Pretrials 9

 TOTAL: 24

BUCHA
 Default Hearings 9
 Tax Hearings 15
 Pretrials 21

 TOTAL: 45

DAY
 Default Hearings 25
 Tax Hearings 14
 Pretrials 2

 TOTAL: 41

DYKE
 Default Hearings 26
 Tax Hearings 11
 Pretrials 5

 TOTAL: 42

GONZALEZ
 Default Hearings 22
 Tax Hearings 22
 Pretrials 6

 TOTAL: 50

HIPPLEY
 Default Hearings 24
 Tax Hearings 13
 Pretrials 6

 TOTAL: 43

JACKSON
 Default Hearings 26
 Tax Hearings 15
 Pretrials 18

 TOTAL: 59

KLEIN
 Default Hearings 18
 Tax Hearings 14
 Pretrials 12

 TOTAL: 44

LUCAS
 Default Hearings 8
 Tax Hearings 52
 Pretrials 5

 TOTAL: 65

CUYAHOGA COUNTY COURT OF COMMON PLEAS

OFFICE OF THE MAGISTRATES

MAG MONTHLY HEARING TOTALS

Reporting Period: March 2019

DATE: 04/10/2019
TIME: 02:29 PM

PAGE: 2
CMSR3146

TOTAL:	65
WEISS	
Default Hearings	24
Tax Hearings	18
Pretrials	4
<hr/>	
TOTAL:	46

CUYAHOGA COUNTY COURT OF COMMON PLEAS

DATE: 04/10/2019
 TIME: 2:30 PM

Office of the Magistrates
 Magistrate's Monthly Case Load
 MONTH: MARCH 2019

PAGE: 1
 CMSR3147

Magistrate Name	Non Tax Total	Tax Cert.	Tax Treas.	Total Tax	Total Cases
* TO BE DETERMINED *	113	3	55	58	171
AUGUSTYN	124	5	57	62	186
BAKER	179	13	95	108	287
BUCHA	87	6	48	54	141
DAY	145	14	49	63	208
DYKE	149	4	70	74	223
GONZALEZ	165	13	112	125	290
HIPPLEY	235	15	114	129	364
JACKSON	203	12	118	130	333
KLEIN	178	13	91	104	282
LUCAS	226	9	138	147	373
WEISS	223	13	90	103	326
Non Tax Total:	2027	Cert.Tax Total: 120	Tax Treas. Total: 1037	Total Tax: 1157	Total Cases: 3184

Report CMSR1062 - Judicial Foreclosure Statistics by Judge

Report CMSR1062 provides a list of judicial foreclosure case activity for each Judge. The report identifies how many cases were pending at the beginning of the period. The new cases filed and cases that were transferred in or reactivated are added to the number pending at the beginning of the period. It then shows the type and number of terminations for the period. The total terminations are subtracted from the total pending which provides the pending at the end of the period.

CUYAHOGA COUNTY COURT OF COMMON PLEAS

DATE: 04/10/2019
TIME: 02:23 PM

Foreclosure Statistics by Judge
Reporting Period: March 2019

PAGE: 1
CMSR1062

Judge

AMBROSE, DICK							
Pending at Beg of Period			New Cases Filed		Cases Transferred In / Reactivated		Total
84			13		7		104
Terminations							
	Bankruptcy	Default	RefVacated	Court Trial	Dismiss	Other	Total
	2	5	0	0	8	10	25
Total Pending at End of Period							79

BARKER, PAMELA A							
Pending at Beg of Period			New Cases Filed		Cases Transferred In / Reactivated		Total
117			12		3		132
Terminations							
	Bankruptcy	Default	RefVacated	Court Trial	Dismiss	Other	Total
	2	3	0	0	6	6	17
Total Pending at End of Period							115

CALABRESE, DEENA R							
Pending at Beg of Period			New Cases Filed		Cases Transferred In / Reactivated		Total
101			12		3		116
Terminations							
	Bankruptcy	Default	RefVacated	Court Trial	Dismiss	Other	Total
	0	3	0	0	4	5	12
Total Pending at End of Period							104

CLANCY, MAUREEN							
Pending at Beg of Period			New Cases Filed		Cases Transferred In / Reactivated		Total
90			9		2		101
Terminations							
	Bankruptcy	Default	RefVacated	Court Trial	Dismiss	Other	Total
	0	8	0	0	5	9	22
Total Pending at End of Period							79

COLLIER-WILLIAMS, CASSANDRA							
Pending at Beg of Period			New Cases Filed		Cases Transferred In / Reactivated		Total
87			14		5		106
Terminations							
	Bankruptcy	Default	RefVacated	Court Trial	Dismiss	Other	Total
	1	1	0	0	5	8	15
Total Pending at End of Period							91

CORRIGAN, BRIAN J							
Pending at Beg of Period			New Cases Filed		Cases Transferred In / Reactivated		Total
105			21		3		129
Terminations							
	Bankruptcy	Default	RefVacated	Court Trial	Dismiss	Other	Total
	1	3	0	0	9	12	25
Total Pending at End of Period							104

CORRIGAN, PETER J							
Pending at Beg of Period			New Cases Filed		Cases Transferred In / Reactivated		Total
83			14		5		102
Terminations							
	Bankruptcy	Default	RefVacated	Court Trial	Dismiss	Other	Total
	1	9	0	0	5	11	26
Total Pending at End of Period							76

FUERST, NANCY A

CUYAHOGA COUNTY COURT OF COMMON PLEAS

DATE: 04/10/2019
TIME: 02:23 PM

Foreclosure Statistics by Judge
Reporting Period: March 2019

PAGE: 2
CMSR1062

Judge							
	Pending at Beg of Period		New Cases Filed	Cases Transferred In / Reactivated			Total
	92		8	3			103
Terminations							
	Bankruptcy	Default	RefVacated	Court Trial	Dismiss	Other	Total
	0	5	0	0	2	5	12
	Total Pending at End of Period						91
GALL, STEVEN E							
	Pending at Beg of Period		New Cases Filed	Cases Transferred In / Reactivated			Total
	112		15	2			129
Terminations							
	Bankruptcy	Default	RefVacated	Court Trial	Dismiss	Other	Total
	2	2	0	0	6	11	21
	Total Pending at End of Period						108
GALLAGHER, HOLLIE L							
	Pending at Beg of Period		New Cases Filed	Cases Transferred In / Reactivated			Total
	70		11	5			86
Terminations							
	Bankruptcy	Default	RefVacated	Court Trial	Dismiss	Other	Total
	0	3	0	0	6	7	16
	Total Pending at End of Period						70
GALLAGHER, KELLY ANN							
	Pending at Beg of Period		New Cases Filed	Cases Transferred In / Reactivated			Total
	126		15	0			141
Terminations							
	Bankruptcy	Default	RefVacated	Court Trial	Dismiss	Other	Total
	1	1	0	0	4	9	15
	Total Pending at End of Period						126
GALLAGHER, SHANNON M							
	Pending at Beg of Period		New Cases Filed	Cases Transferred In / Reactivated			Total
	137		8	1			146
Terminations							
	Bankruptcy	Default	RefVacated	Court Trial	Dismiss	Other	Total
	0	3	0	0	12	7	22
	Total Pending at End of Period						124
GAUL, DANIEL							
	Pending at Beg of Period		New Cases Filed	Cases Transferred In / Reactivated			Total
	115		15	3			133
Terminations							
	Bankruptcy	Default	RefVacated	Court Trial	Dismiss	Other	Total
	1	3	0	0	4	4	12
	Total Pending at End of Period						121
HAGAN, EMILY							
	Pending at Beg of Period		New Cases Filed	Cases Transferred In / Reactivated			Total
	87		5	3			95
Terminations							
	Bankruptcy	Default	RefVacated	Court Trial	Dismiss	Other	Total
	1	0	0	0	8	1	10
	Total Pending at End of Period						85
JONES, WANDA C							

CUYAHOGA COUNTY COURT OF COMMON PLEAS

DATE: 04/10/2019
TIME: 02:23 PM

Foreclosure Statistics by Judge
Reporting Period: March 2019

PAGE: 3
CMSR1062

Judge

	Pending at Beg of Period		New Cases Filed	Cases Transferred In / Reactivated			Total
	98		13	6			117
Terminations	Bankruptcy	Default	RefVacated	Court Trial	Dismiss	Other	Total
	2	2	0	0	6	3	13
	Total Pending at End of Period						104
KILBANE, ASHLEY							
	Pending at Beg of Period		New Cases Filed	Cases Transferred In / Reactivated			Total
	121		8	6			135
Terminations	Bankruptcy	Default	RefVacated	Court Trial	Dismiss	Other	Total
	2	1	0	0	10	6	19
	Total Pending at End of Period						116
MATIA, DAVID T							
	Pending at Beg of Period		New Cases Filed	Cases Transferred In / Reactivated			Total
	93		13	5			111
Terminations	Bankruptcy	Default	RefVacated	Court Trial	Dismiss	Other	Total
	0	4	0	0	9	5	18
	Total Pending at End of Period						93
MCCLELLAND, ROBERT C							
	Pending at Beg of Period		New Cases Filed	Cases Transferred In / Reactivated			Total
	100		8	4			112
Terminations	Bankruptcy	Default	RefVacated	Court Trial	Dismiss	Other	Total
	1	2	0	0	6	7	16
	Total Pending at End of Period						96
MCCORMICK, TIMOTHY							
	Pending at Beg of Period		New Cases Filed	Cases Transferred In / Reactivated			Total
	90		10	2			102
Terminations	Bankruptcy	Default	RefVacated	Court Trial	Dismiss	Other	Total
	0	2	0	0	3	11	16
	Total Pending at End of Period						86
MCDONNELL, NANCY R							
	Pending at Beg of Period		New Cases Filed	Cases Transferred In / Reactivated			Total
	109		11	7			127
Terminations	Bankruptcy	Default	RefVacated	Court Trial	Dismiss	Other	Total
	1	6	0	0	5	3	15
	Total Pending at End of Period						112
MCGINTY, WILLIAM T							
	Pending at Beg of Period		New Cases Filed	Cases Transferred In / Reactivated			Total
	101		7	2			110
Terminations	Bankruptcy	Default	RefVacated	Court Trial	Dismiss	Other	Total
	0	1	0	0	4	8	13
	Total Pending at End of Period						97
MIDAY, SHERRIE							

CUYAHOGA COUNTY COURT OF COMMON PLEAS

DATE: 04/10/2019
TIME: 02:23 PM

Foreclosure Statistics by Judge
Reporting Period: March 2019

PAGE: 4
CMSR1062

Judge

	Pending at Beg of Period		New Cases Filed		Cases Transferred In / Reactivated		Total
	104		13		3		120
Terminations							
	Bankruptcy	Default	RefVacated	Court Trial	Dismiss	Other	Total
	1	4	0	0	7	1	13
	Total Pending at End of Period						107

O'DONNELL, JOHN P							
	Pending at Beg of Period		New Cases Filed		Cases Transferred In / Reactivated		Total
	67		6		4		77
Terminations							
	Bankruptcy	Default	RefVacated	Court Trial	Dismiss	Other	Total
	0	4	0	0	3	5	12
	Total Pending at End of Period						65

RUSSO, JOHN J							
	Pending at Beg of Period		New Cases Filed		Cases Transferred In / Reactivated		Total
	39		0		0		39
Terminations							
	Bankruptcy	Default	RefVacated	Court Trial	Dismiss	Other	Total
	0	2	0	0	1	6	9
	Total Pending at End of Period						30

RUSSO, JOSEPH D							
	Pending at Beg of Period		New Cases Filed		Cases Transferred In / Reactivated		Total
	110		7		1		118
Terminations							
	Bankruptcy	Default	RefVacated	Court Trial	Dismiss	Other	Total
	1	4	0	1	4	11	21
	Total Pending at End of Period						97

RUSSO, MICHAEL J							
	Pending at Beg of Period		New Cases Filed		Cases Transferred In / Reactivated		Total
	112		8		4		124
Terminations							
	Bankruptcy	Default	RefVacated	Court Trial	Dismiss	Other	Total
	1	1	0	0	5	11	18
	Total Pending at End of Period						106

RUSSO, NANCY MARGARET							
	Pending at Beg of Period		New Cases Filed		Cases Transferred In / Reactivated		Total
	58		13		3		74
Terminations							
	Bankruptcy	Default	RefVacated	Court Trial	Dismiss	Other	Total
	1	0	0	0	8	4	13
	Total Pending at End of Period						61

SAFFOLD, SHIRLEY STRICKLAND							
	Pending at Beg of Period		New Cases Filed		Cases Transferred In / Reactivated		Total
	94		9		3		106
Terminations							
	Bankruptcy	Default	RefVacated	Court Trial	Dismiss	Other	Total
	2	1	0	0	4	9	16
	Total Pending at End of Period						90

SHAUGHNESSY, MICHAEL P

CUYAHOGA COUNTY COURT OF COMMON PLEAS

DATE: 04/10/2019
TIME: 02:23 PM

Foreclosure Statistics by Judge
Reporting Period: March 2019

PAGE: 5
CMSR1062

Judge

	Pending at Beg of Period		New Cases Filed		Cases Transferred In / Reactivated		Total
	128		12		1		141
Terminations	Bankruptcy	Default	RefVacated	Court Trial	Dismiss	Other	Total
	0	9	0	0	2	6	17
	Total Pending at End of Period						124

SHEEHAN, BRENDAN J							
	Pending at Beg of Period		New Cases Filed		Cases Transferred In / Reactivated		Total
	77		19		2		98
Terminations	Bankruptcy	Default	RefVacated	Court Trial	Dismiss	Other	Total
	1	1	0	0	5	7	14
	Total Pending at End of Period						84

SUTULA, JOHN D							
	Pending at Beg of Period		New Cases Filed		Cases Transferred In / Reactivated		Total
	107		9		9		125
Terminations	Bankruptcy	Default	RefVacated	Court Trial	Dismiss	Other	Total
	4	0	0	0	5	4	13
	Total Pending at End of Period						112

SUTULA, KATHLEEN ANN							
	Pending at Beg of Period		New Cases Filed		Cases Transferred In / Reactivated		Total
	86		12		6		104
Terminations	Bankruptcy	Default	RefVacated	Court Trial	Dismiss	Other	Total
	0	13	0	0	5	7	25
	Total Pending at End of Period						79

SYNENBERG, JOAN							
	Pending at Beg of Period		New Cases Filed		Cases Transferred In / Reactivated		Total
	80		14		4		98
Terminations	Bankruptcy	Default	RefVacated	Court Trial	Dismiss	Other	Total
	0	1	0	0	3	11	15
	Total Pending at End of Period						83

TURNER, DEBORAH M							
	Pending at Beg of Period		New Cases Filed		Cases Transferred In / Reactivated		Total
	108		12		4		124
Terminations	Bankruptcy	Default	RefVacated	Court Trial	Dismiss	Other	Total
	1	1	0	0	12	7	21
	Total Pending at End of Period						103

Monthly Summary

MONTHLY SUMMARY

March 2019

NAME	PEND	ASSIGNED			TRIALS						DISP	PENDING				+ -
		CV	CR	TOT	JURY			COURT				CV	FR	CR	TOT	
Dick Ambrose	423	51	39	90	0	0	0	0	0	0	101	205	77	130	412	+ 11
Pamela A. Barker	386	50	27	77	0	0	0	0	0	0	82	169	115	97	381	+ 5
Deena R. Calabrese	416	48	42	90	0	0	0	0	2	2	89	206	104	107	417	- 1
Maureen Clancy	383	48	32	80	0	2	2	0	0	0	89	209	79	86	374	+ 9
Cassandra Collier-Willia	440	48	31	79	0	0	0	0	1	1	89	196	91	143	430	+ 10
Brian J. Corrigan	540	47	38	85	0	3	3	0	1	1	107	273	104	141	518	+ 22
Peter J. Corrigan	461	52	44	96	0	1	1	0	0	0	90	210	76	181	467	- 6
Nancy A. Fuerst	394	46	40	86	0	2	2	0	0	0	91	220	91	78	389	+ 5
Steven E. Gall	434	45	33	78	0	0	0	0	0	0	87	204	108	113	425	+ 9
Hollie L. Gallagher	368	50	27	77	0	0	0	0	0	0	87	223	69	66	358	+ 10
Kelly A. Gallagher	439	46	25	71	0	0	0	0	0	0	79	208	126	97	431	+ 8
Shannon M. Gallagher	448	43	36	79	0	0	0	2	0	2	99	195	124	109	428	+ 20
Daniel Gaul	479	48	40	88	1	0	1	0	0	0	81	192	120	174	486	- 7
Emily Hagan	452	42	40	82	0	0	0	0	0	0	82	226	78	148	452	0
Wanda C. Jones	461	48	46	94	0	0	0	0	0	0	86	198	98	173	469	- 8
Ashley Kilbane	525	53	32	85	0	0	0	0	0	0	84	294	109	123	526	- 1
David T. Matia	426	50	50	100	0	1	1	0	0	0	92	229	93	112	434	- 8
Robert C. McClelland	487	46	38	84	0	0	0	0	0	0	71	263	96	141	500	- 13
Timothy McCormick	371	50	36	86	0	3	3	0	0	0	86	204	86	81	371	0
Nancy R. McDonnell	404	50	41	91	0	0	0	0	0	0	81	203	111	100	414	- 10
William T. McGinty	515	47	48	95	0	0	0	0	0	0	86	240	95	189	524	- 9
Sherrie Miday	463	51	39	90	0	0	0	0	0	0	77	235	105	136	476	- 13
John P. O'Donnell	386	50	45	95	0	2	2	1	1	2	103	200	65	113	378	+ 8
John J. Russo	138	0	17	17	2	0	2	0	0	0	31	62	30	32	124	+ 14
Joseph D. Russo	544	43	39	82	0	0	0	0	1	1	81	236	97	212	545	- 1
Michael J. Russo	385	50	31	81	0	0	0	0	1	1	79	190	106	91	387	- 2
Nancy Margaret Russo	230	54	25	79	0	0	0	0	1	1	66	125	61	57	243	- 13
Shirley Strickland Saffold	447	48	33	81	0	0	0	0	0	0	81	208	89	150	447	0
Michael P. Shaughnessy	445	44	37	81	1	0	1	0	0	0	83	197	123	123	443	+ 2
Brendan J. Sheehan	355	49	36	85	0	2	2	0	0	0	87	162	83	108	353	+ 2
John D. Sutula	605	48	50	98	0	1	1	1	0	1	94	311	112	186	609	- 4
Kathleen Ann Sutula	381	51	29	80	0	1	1	0	0	0	105	173	79	104	356	+ 25
Joan Synenberg	342	49	38	87	0	0	0	0	0	0	91	196	82	60	338	+ 4
Deborah M. Turner	433	47	32	79	0	0	0	0	0	0	79	212	100	121	433	0
TOTALS	14406	1592	1236	2828	4	18	22	4	8	12	2896	7074	3182	4082	14338	+ 68

Year to Date Summary

SUMMARY FOR THE COURT

January - March 2019

NAME	PEND	ASSIGNED			TRIALS						DISP	PENDING				+ -	
		CV	CR	TOT	JURY			COURT				CV	FR	CR	TOT		
Dick Ambrose	428	150	103	253	0	1	1	1	1	1	2	269	205	77	130	412	+ 16
Pamela A. Barker	390	147	82	229	0	0	0	0	0	0	0	238	169	115	97	381	+ 9
Deena R. Calabrese	452	145	87	232	1	0	1	0	2	2	2	267	206	104	107	417	+ 35
Maureen Clancy	375	156	85	241	2	2	4	0	0	0	0	242	209	79	86	374	+ 1
Cassandra Collier-Willia	452	146	93	239	0	0	0	0	2	2	2	261	196	91	143	430	+ 22
Brian J. Corrigan	509	150	106	256	0	3	3	0	1	1	1	247	273	104	141	518	- 9
Peter J. Corrigan	450	146	109	255	1	1	2	0	1	1	1	238	210	76	181	467	- 17
Nancy A. Fuerst	392	146	96	242	1	3	4	0	0	0	0	245	220	91	78	389	+ 3
Steven E. Gall	450	141	100	241	0	1	1	0	0	0	0	266	204	108	113	425	+ 25
Hollie L. Gallagher	372	149	79	228	0	1	1	0	0	0	0	242	223	69	66	358	+ 14
Kelly A. Gallagher	452	148	84	232	0	0	0	0	0	0	0	253	208	126	97	431	+ 21
Shannon M. Gallagher	486	141	89	230	0	0	0	2	1	3	3	288	195	124	109	428	+ 58
Daniel Gaul	482	149	118	267	2	0	2	0	0	0	0	263	192	120	174	486	- 4
Emily Hagan	454	138	103	241	0	0	0	0	1	1	1	243	226	78	148	452	+ 2
Wanda C. Jones	457	143	108	251	1	0	1	0	0	0	0	239	198	98	173	469	- 12
Ashley Kilbane	486	158	100	258	0	0	0	0	0	0	0	218	294	109	123	526	- 40
David T. Matia	416	156	116	272	0	2	2	0	0	0	0	254	229	93	112	434	- 18
Robert C. McClelland	492	143	102	245	0	0	0	2	2	4	4	237	263	96	141	500	- 8
Timothy McCormick	380	146	93	239	0	4	4	1	2	3	3	248	204	86	81	371	+ 9
Nancy R. McDonnell	408	160	95	255	0	1	1	0	0	0	0	249	203	111	100	414	- 6
William T. McGinty	528	148	118	266	0	2	2	0	0	0	0	270	240	95	189	524	+ 4
Sherrie Miday	484	154	107	261	0	1	1	0	0	0	0	269	235	105	136	476	+ 8
John P. O'Donnell	408	148	104	252	0	6	6	1	1	2	2	282	200	65	113	378	+ 30
John J. Russo	189	12	42	54	2	1	3	0	0	0	0	119	62	30	32	124	+ 65
Joseph D. Russo	527	145	107	252	0	0	0	1	1	2	2	234	236	97	212	545	- 18
Michael J. Russo	408	155	74	229	1	2	3	1	1	2	2	250	190	106	91	387	+ 21
Nancy Margaret Russo	223	159	73	232	0	1	1	0	4	4	4	212	125	61	57	243	- 20
Shirley Strickland Saffold	458	147	90	237	0	0	0	1	0	1	1	248	208	89	150	447	+ 11
Michael P. Shaughnessy	459	139	97	236	1	0	1	0	0	0	0	252	197	123	123	443	+ 16
Brendan J. Sheehan	370	143	84	227	1	3	4	0	0	0	0	244	162	83	108	353	+ 17
John D. Sutula	583	151	118	269	0	3	3	1	2	3	3	243	311	112	186	609	- 26
Kathleen Ann Sutula	406	146	83	229	0	3	3	0	0	0	0	279	173	79	104	356	+ 50
Joan Synenberg	374	149	96	245	0	1	1	0	0	0	0	281	196	82	60	338	+ 36
Deborah M. Turner	434	138	90	228	0	0	0	0	0	0	0	229	212	100	121	433	+ 1
TOTALS	14634	4892	3231	8123	13	42	55	11	22	33	33	8419	7074	3182	4082	14338	+ 296

Corrections/Adjustments