



CUYAHOGA COUNTY COMMON PLEAS COURT

***Statistics Report
April 2019***

***John J. Russo
Administrative and Presiding Judge***

TABLE OF CONTENTS

Criminal Statistics

Newly Filed, Re-Activated and Transferred in Cases _____	4
Yearly Criminal Terminations _____	5
Pending Criminal Cases End of Period _____	6
Clearance Rate _____	7
Arrest to Disposition Timeline _____	8
Average Arrest to Disposition Timeline (Jail Cases) _____	9
Average Arrest to Disposition Timeline (Non-Jail Cases) _____	10
Average Arrest to Disposition Timeline (Jail and Non-Jail Cases) _____	11
Yearly Average Arrest to Disposition Timeline _____	12
Indictments and Informations Filed With the Clerk of Courts _____	13
Bail Case Arraignment Activity _____	14
Overall Arraignment Statistics _____	15

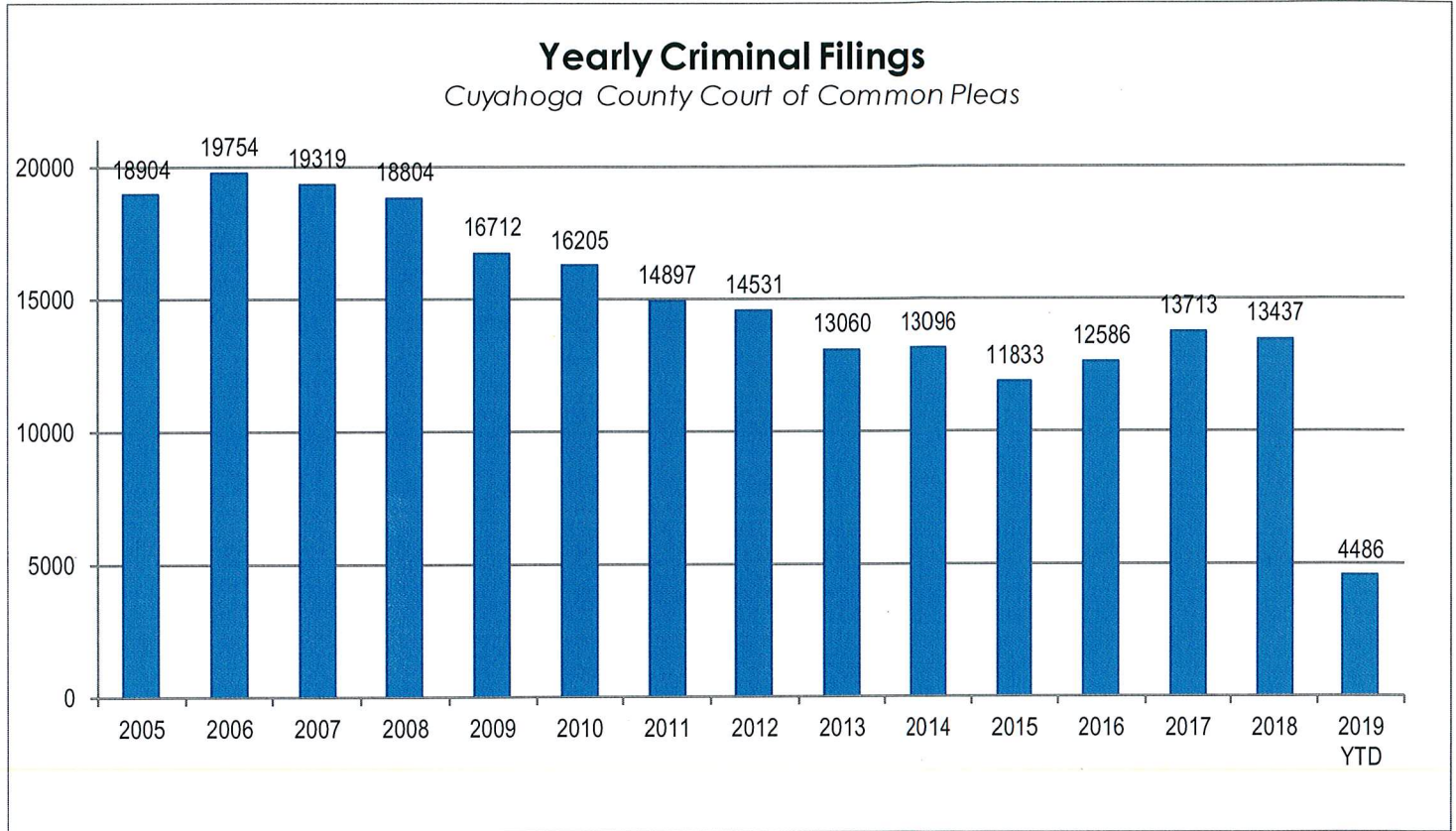
Foreclosure Statistics

Total Pending Judicial Foreclosure Cases Referred to Magistrates _____	17
Total Pending Tax Lien & Certificate Cases Referred to Magistrates _____	18
Percentage of Pending Judicial Foreclosure Cases By Filing Year _____	20
Judicial Foreclosure Clearance Rate Year 2019 _____	21
Avg. Number of Days to Disp. (Excl. Bank. Stays & Tax Lien & Tax Cert.) _____	22
Avg. Number of Days to Disp. (Excl. Bank. Stays & Incl. Tax Lien & Tax Cert.) _____	23
Total New Judicial Foreclosure Filings _____	24
New Marsh of Lien/Quiet Title/Partition Case Filings for Years 2005 – 2019 YTD _____	25
New Marsh of Lien/Quiet Title/Partition Case Filings by month for 2019 YTD _____	25
New Tax Lien & Certificate Filings for Years 2005 – 2019 YTD _____	26
New Tax Lien & Certificate Filings by Month for Year 2019 YTD _____	26
Total New Judicial Foreclosure Filings Years 2005 – 2019 YTD _____	27
Total New Judicial Foreclosure Filings by Month for Year 2019 YTD _____	27
Magistrate’s Monthly Reports _____	28
Report CMSR1062 - Judicial Foreclosure Statistics by Judge _____	36
Monthly Summary _____	42
Year to Date Summary _____	43
Corrections/Adjustments _____	46

Criminal Case Statistics

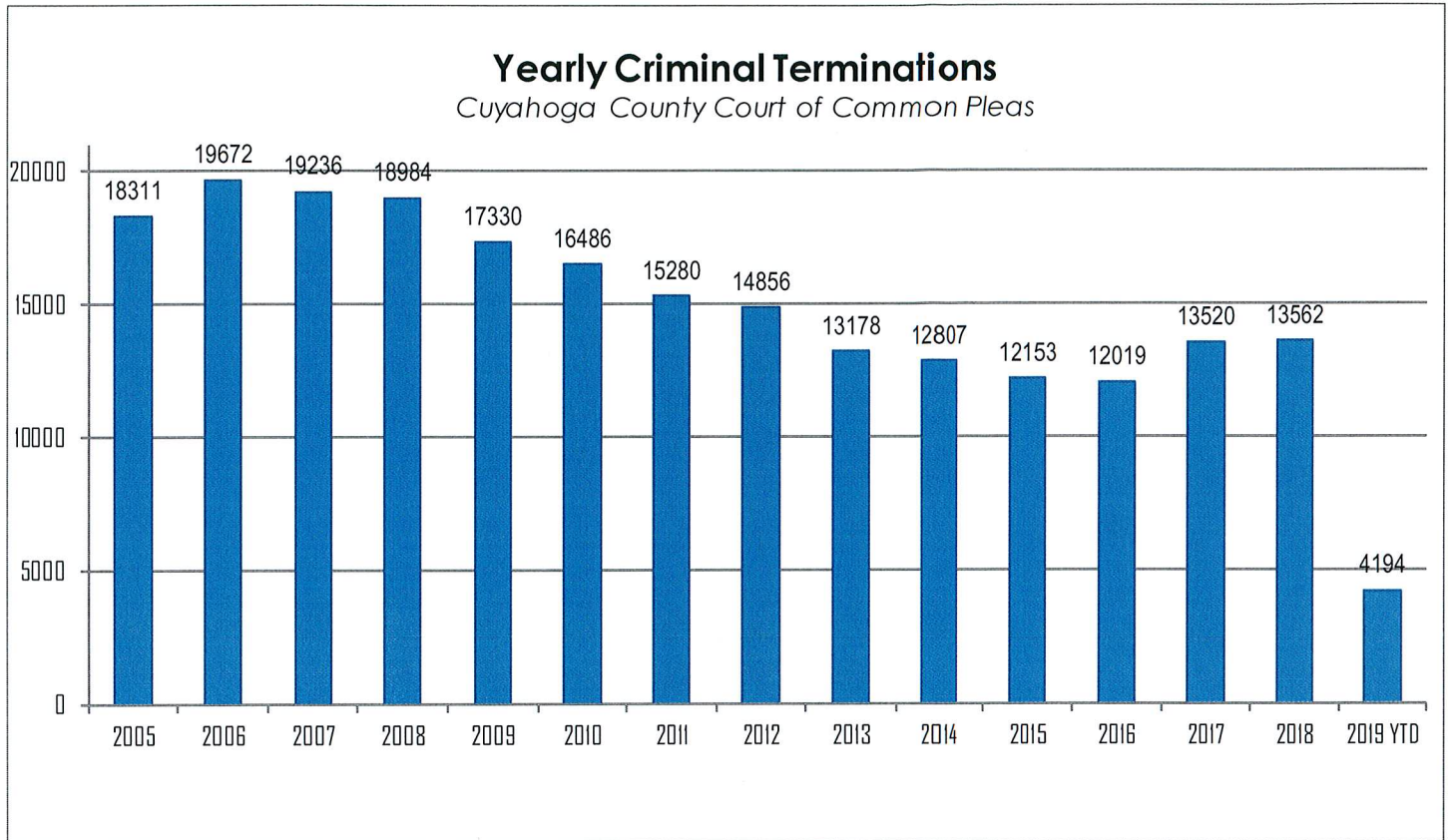
Newly Filed, Re-Activated and Transferred in Cases

The following chart is a representation of all filed cases in Cuyahoga County Court of Common Pleas from 2005 – April 2019. Newly filed cases are defined as having been arraigned and assigned to a Judge. Re-activated cases are defined as cases where a defendant was unavailable for trial and has now become ready to proceed. Transferred cases are defined as cases moved from one judge’s docket to another. This could be due to re-assignment to a Mental Health Judge or after additional information indicates that by Court rule, the case should have been assigned to another Judge.



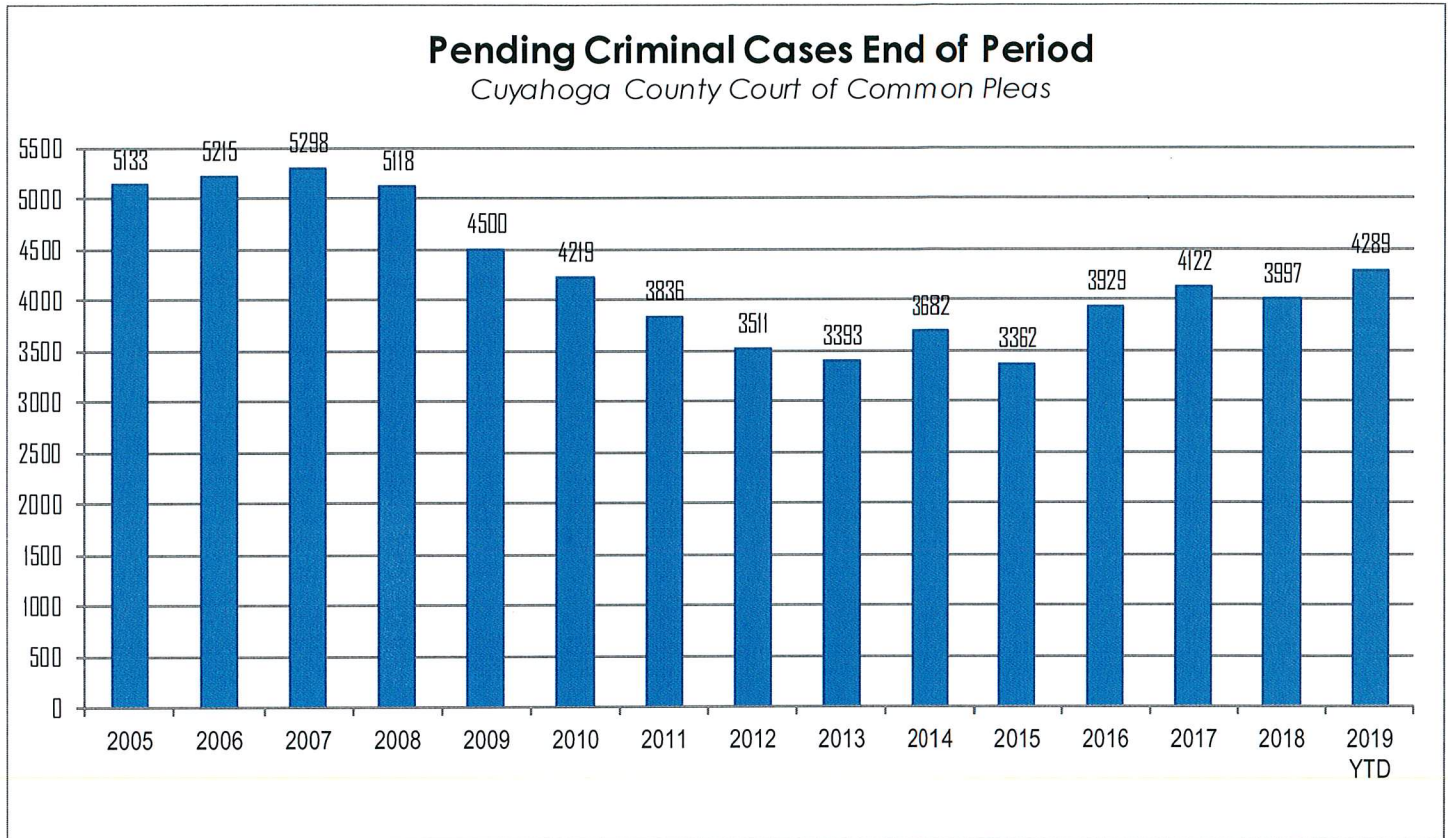
Yearly Criminal Terminations

The following chart represents cases that have been terminated by the court from 2005 – April 2019. These cases have been terminated either by trial; plea, dismissal or a defendant is unavailable for trial or sentencing.



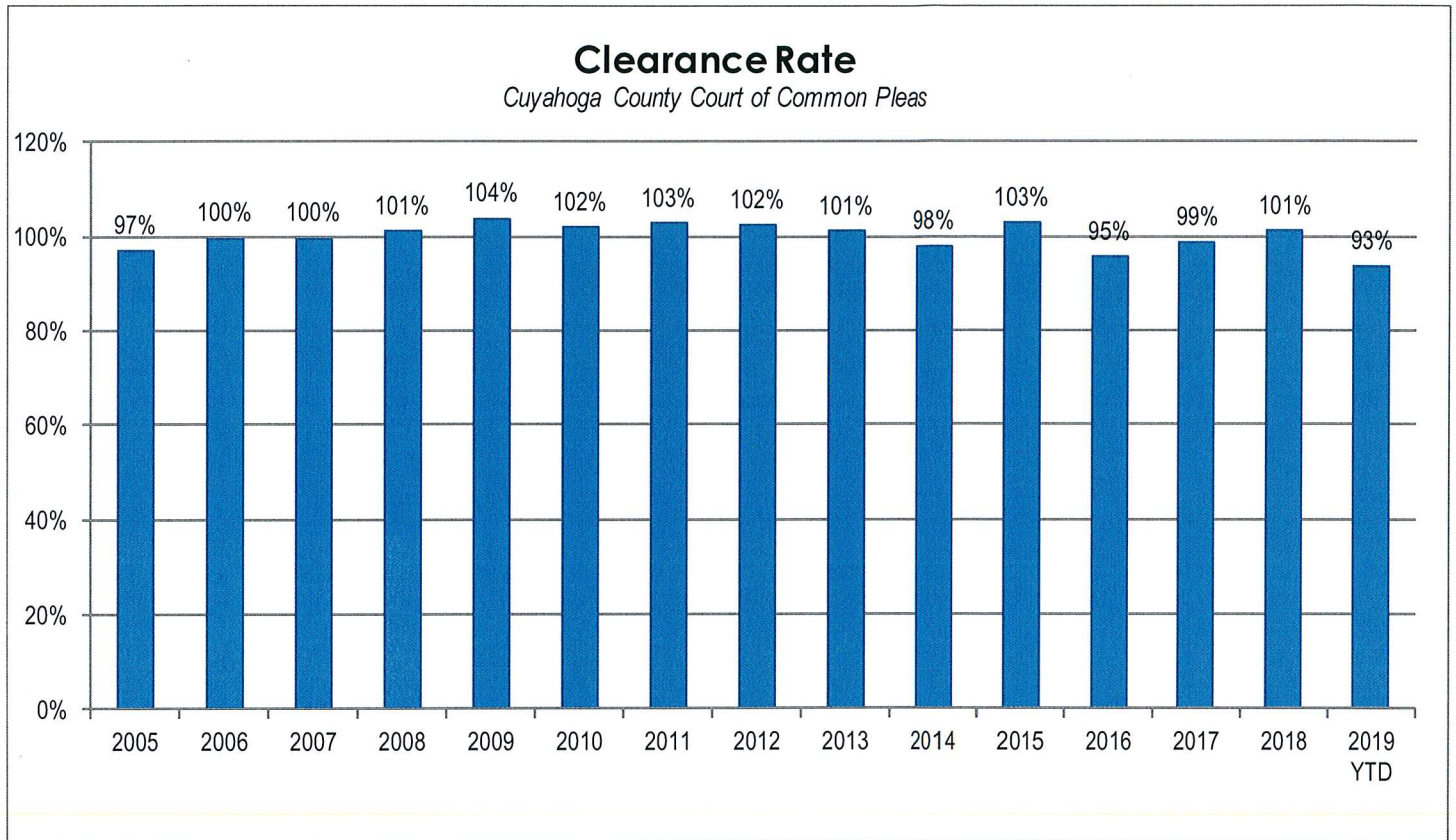
Pending Criminal Cases End of Period

The following chart represents the total number of cases pending at the end of the reporting period from 2005 – April 2019. Pending criminal cases at the end of the period is determined by adding the total number of pending cases at the beginning of the reporting period, and all newly filed, re-activated and transferred in cases. The total number of cases terminated in the period is subtracted from the sum total pending at the beginning of the period to give the value pending at the end of the period.



Clearance Rate

The Clearance Rate is the total number of outgoing cases as a percentage of the number of incoming cases. Clearance rate measures whether the court is keeping up with its incoming caseload. If cases are not disposed in a timely manner, a backlog of cases awaiting disposition will grow. A Clearance Rate of 100% indicates that at least as many cases have been filed, reopened, or reactivated in a period have been disposed.



Arrest to Disposition Timeline

Arrest to disposition timeline is a method to measure how felony cases flow through the Cuyahoga County Criminal Justice System. By capturing how long a case takes to move from stage to stage, we can examine where problems may exist and where potential improvements in case processing can be made.

The source data was extracted from the Cuyahoga County Court of Common Pleas Case Management System. The overall population of sample data was based on cases terminated in a given month excluding cases that have gone through diversion programs. A case is defined as a defendant and all charges involved in a single incident. The period for the extracted data is from April 2019.

The stages examined were:

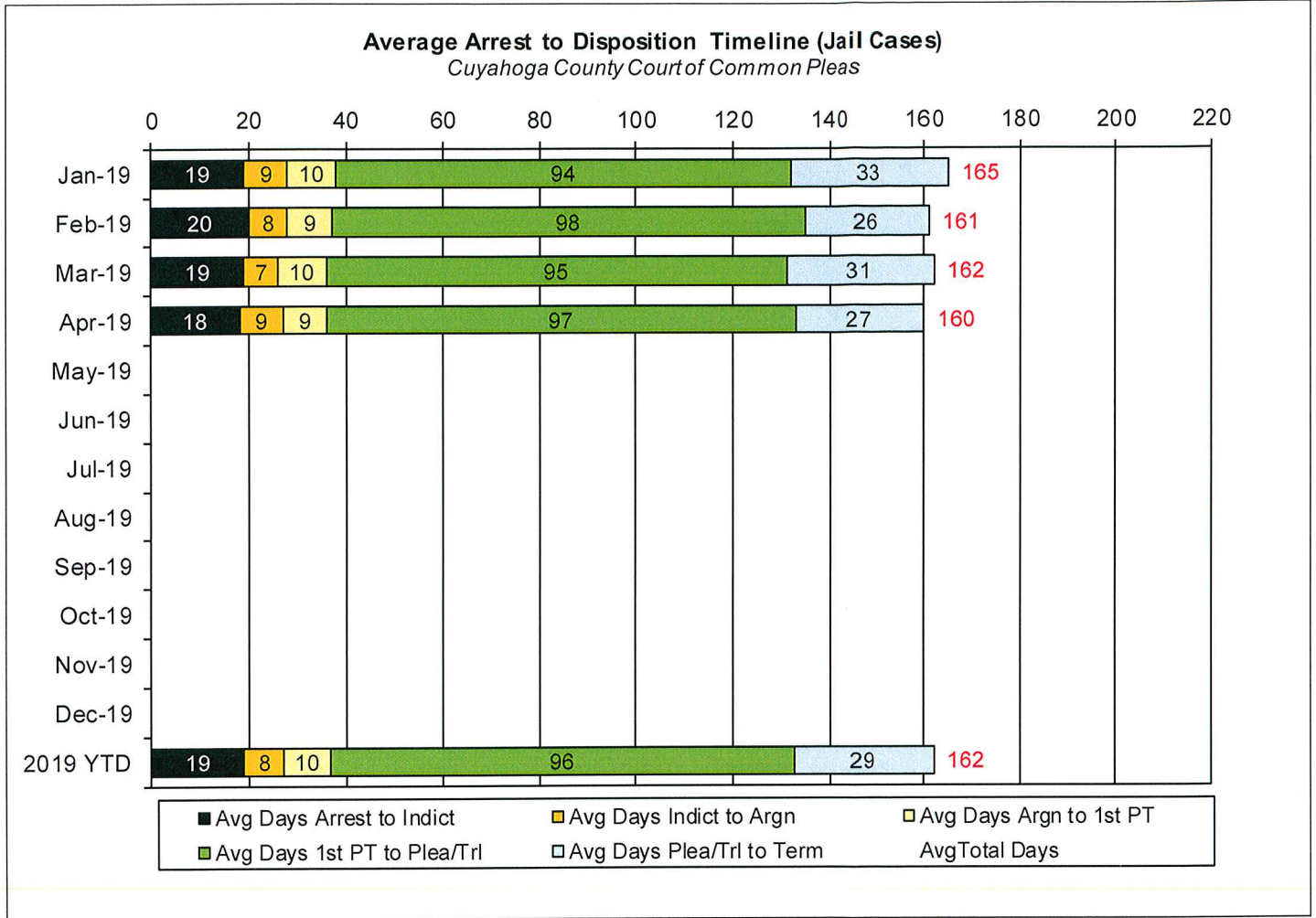
Arrest to Indictment
Indictment to Arraignment
Arraignment to 1st Pre-Trial
1st Pre-Trial to Plea/Trial
Plea/Trial to Termination

Due to the fact that each case may or may not have all of the stage date elements, a method to arrive at stage averages was applied. For a case to be included in the average for a stage there would need to be both dates for the given stage. A case would be included in the Arrest to Indictment stage if both arrest date and indictment date were available. This method was applied to each of the five stages. Next we calculated the total number of cases that met the date criteria for each of the ranges and also the total number of days between each date. To arrive at an average, the total number of days for each case in each range was calculated and divided by the total number of cases that met the date criteria. If a case had a time period or periods where the defendant was capiased or referred to the Psych Clinic, that amount of time was subtracted from the appropriate range. For re-indicted cases, the original arrest date is used.

The following three charts are for Jail, Non-Jail and combined Jail and Non-Jail cases. Jail and Non-Jail cases are defined by the posting of bond prior to plea or trial.

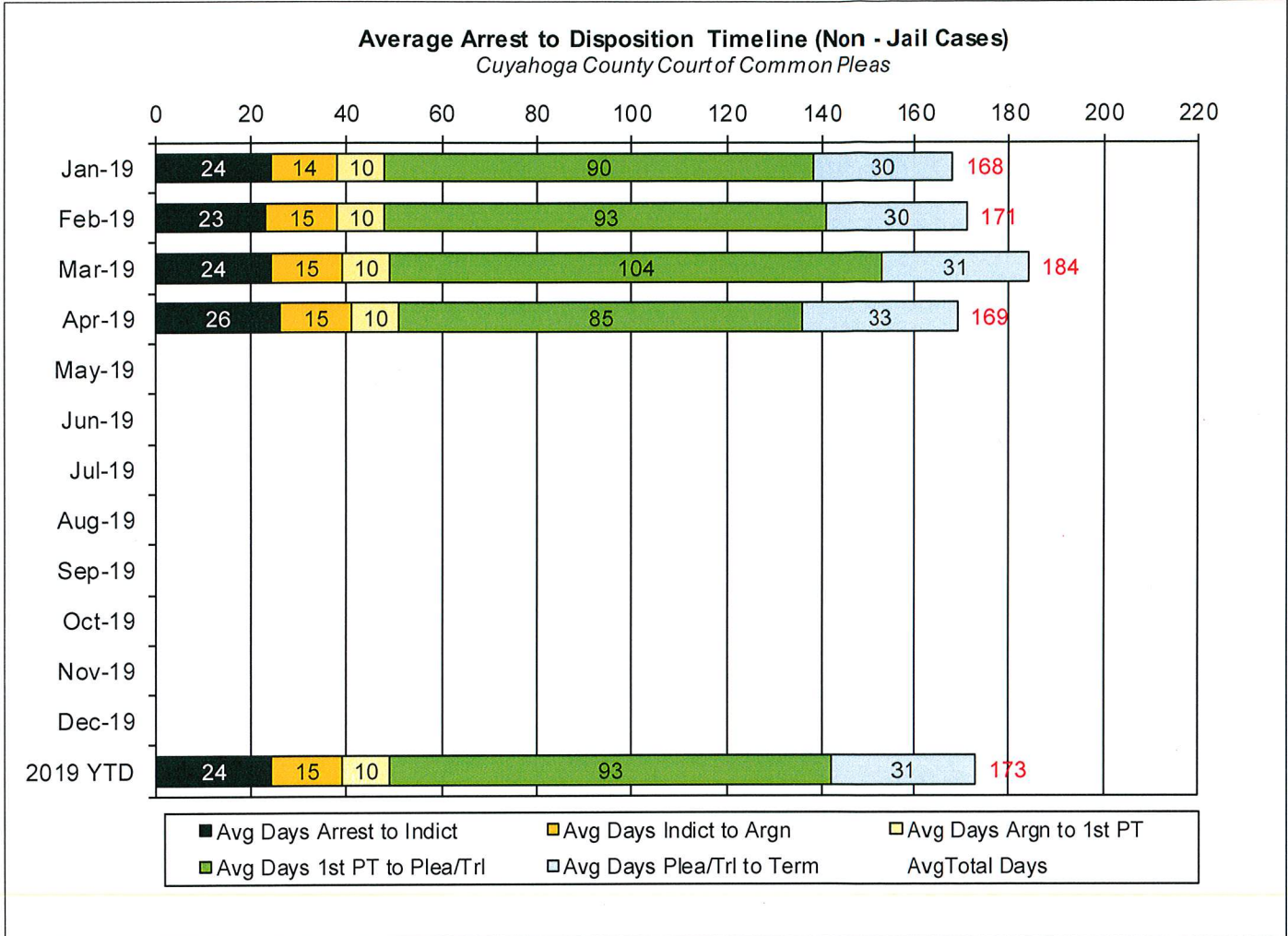
CUYAHOGA COUNTY COMMON PLEAS COURT

Average Arrest to Disposition Timeline (Jail Cases)



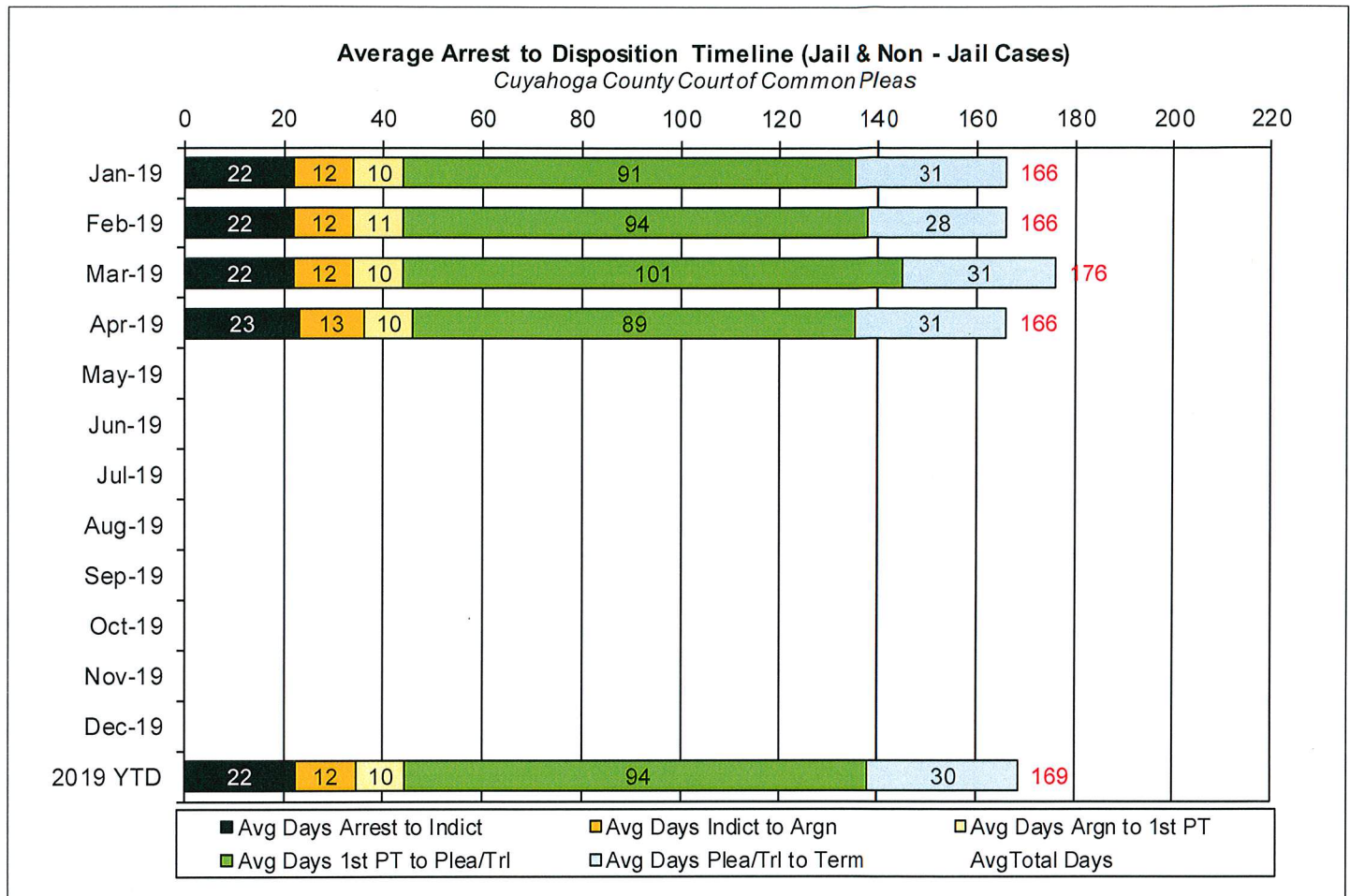
CUYAHOGA COUNTY COMMON PLEAS COURT

Average Arrest to Disposition Timeline (Non-Jail Cases)

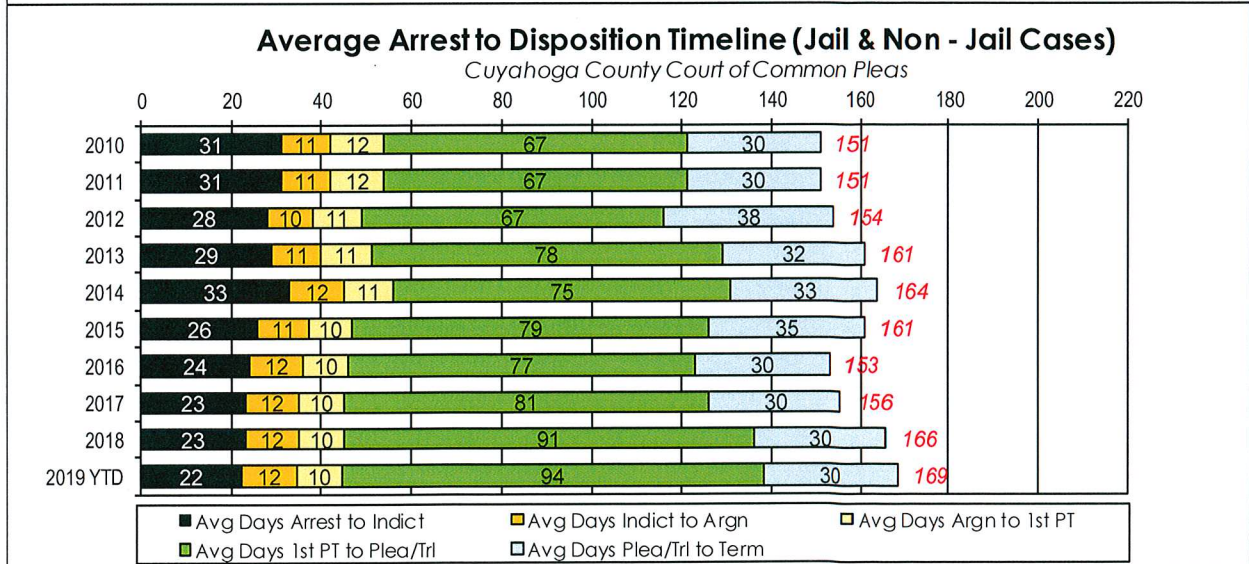
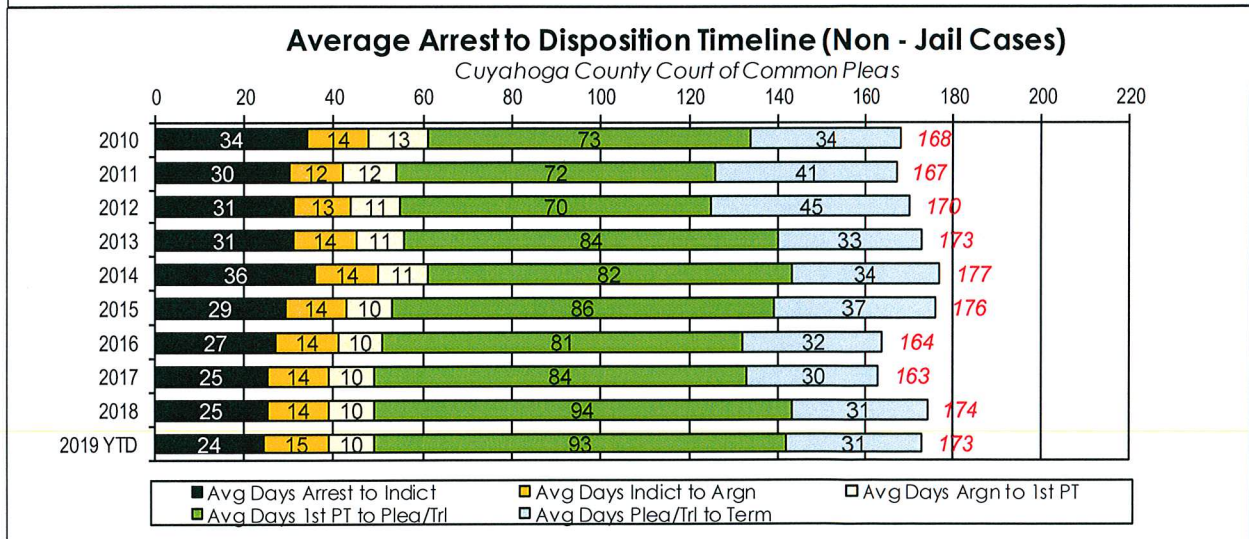
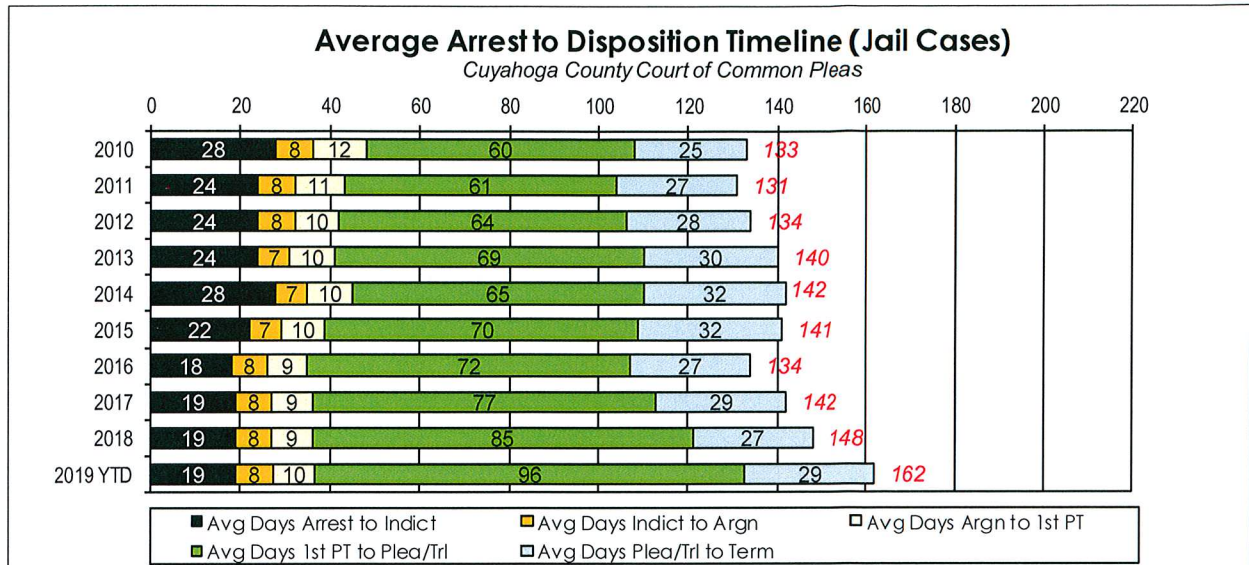


CUYAHOGA COUNTY COMMON PLEAS COURT

Average Arrest to Disposition Timeline (Jail and Non-Jail Cases)



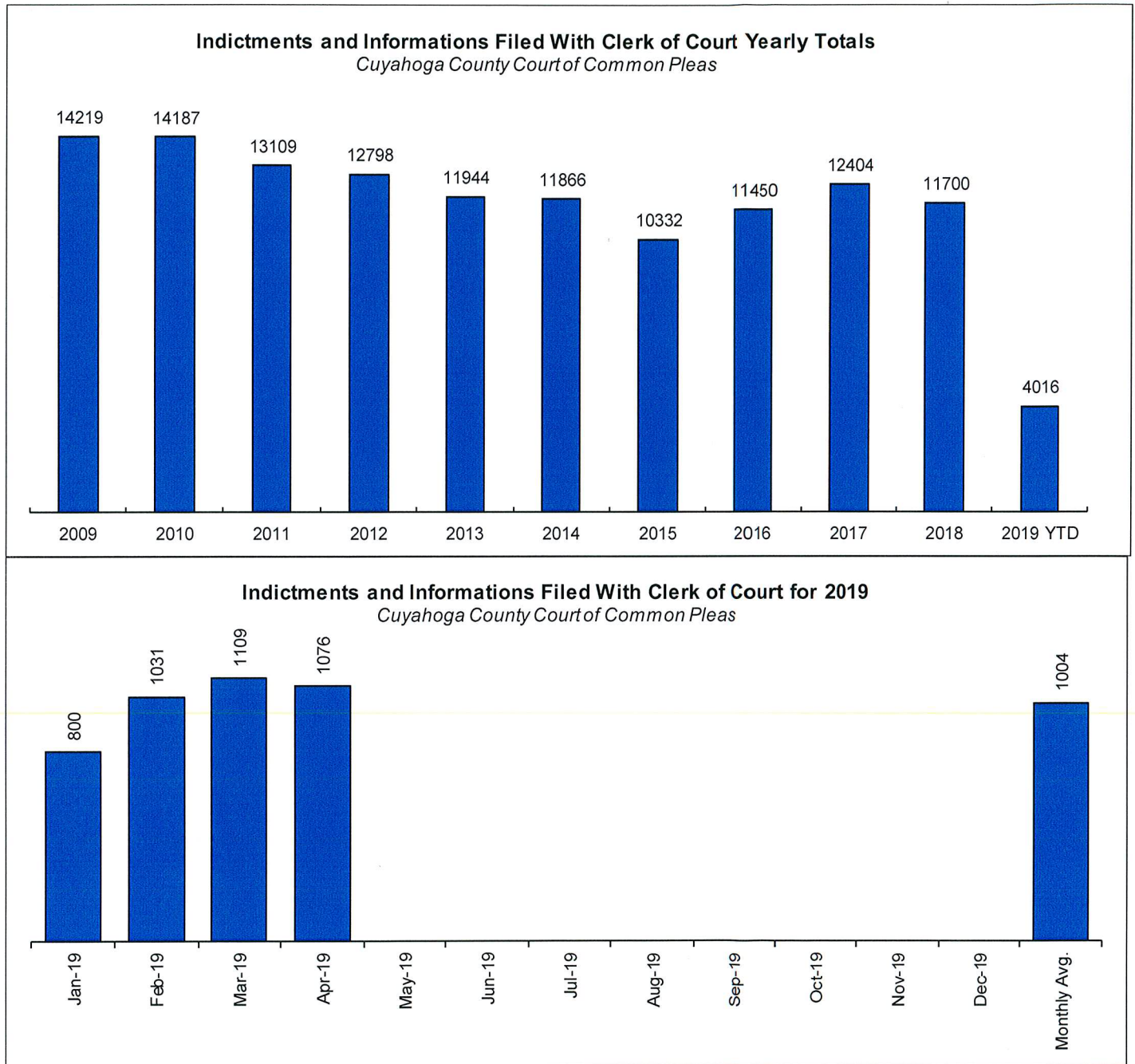
Yearly Average Arrest to Disposition Timeline



CUYAHOGA COUNTY COMMON PLEAS COURT

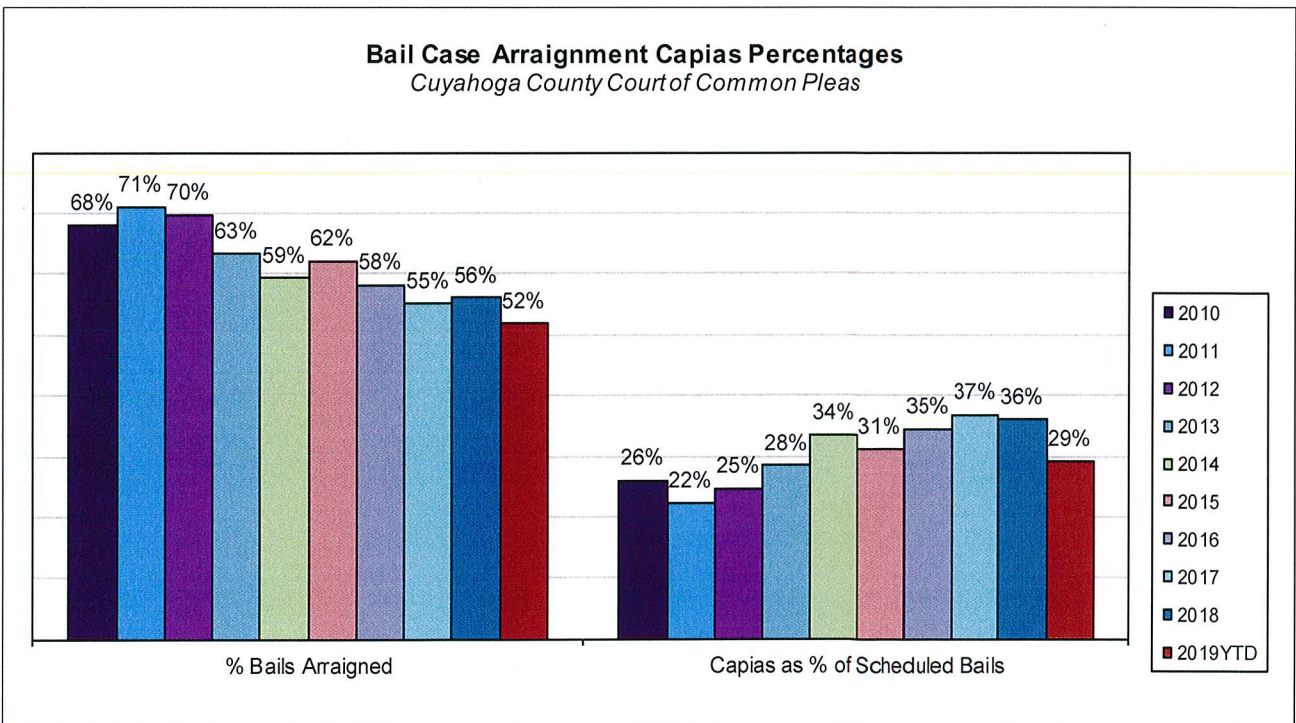
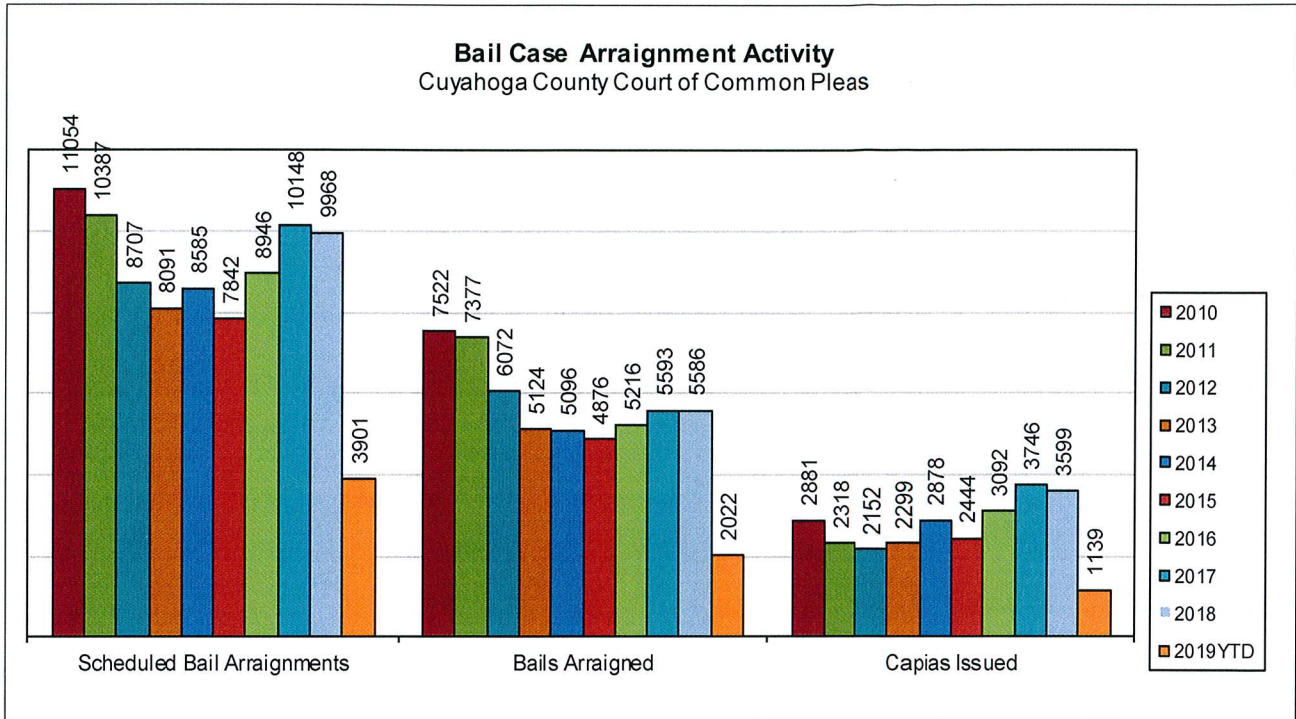
Indictments and Informations Filed With the Clerk of Courts

The following charts are reflective of Indictments and Informations filed with the Criminal Clerk of Courts from 2000. The source for this information was the Criminal Clerk's Office.



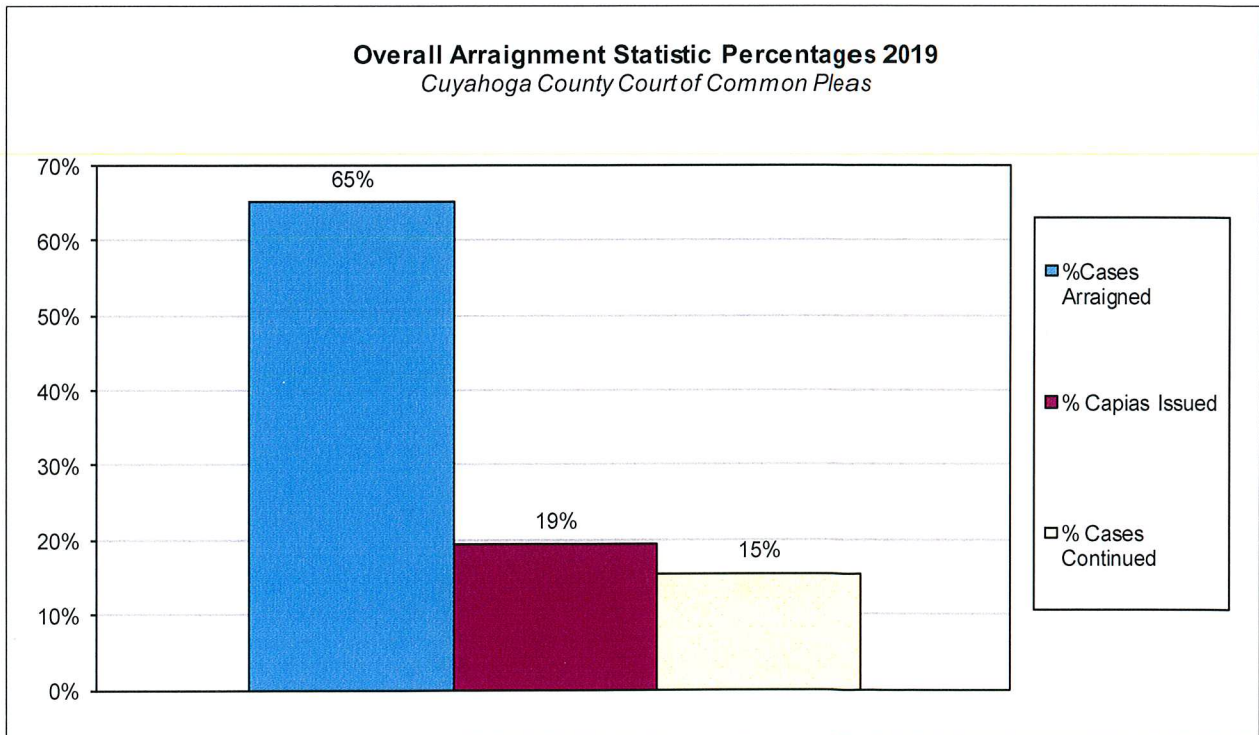
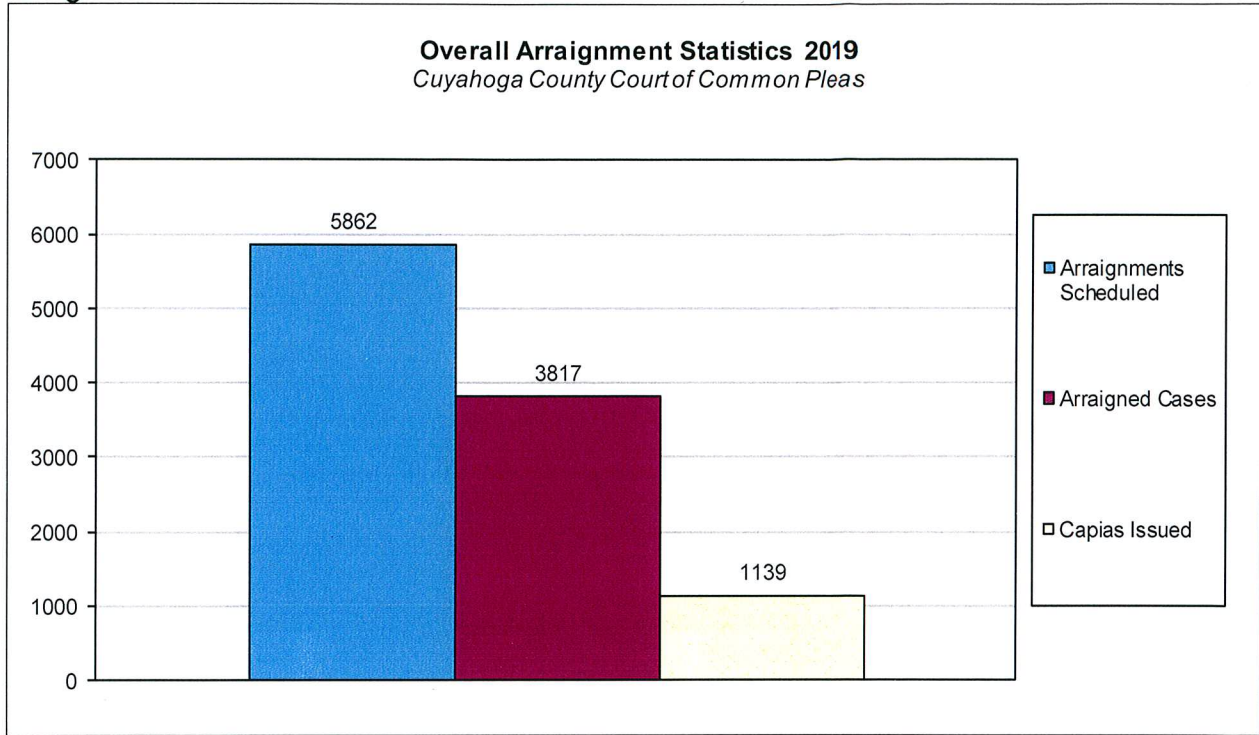
Bail Case Arraignment Activity

The following charts are reflective of arraignment activity where the defendant was not incarcerated at the time of arraignment. The source for this information was the Criminal Records Department.



Overall Arraignment Statistics

The arraignment statistics were provided by the Criminal Records Department. They are provided to give a representation of arraignment activity in the Court in 2019. These statistics include jail and non – jail arraignments.



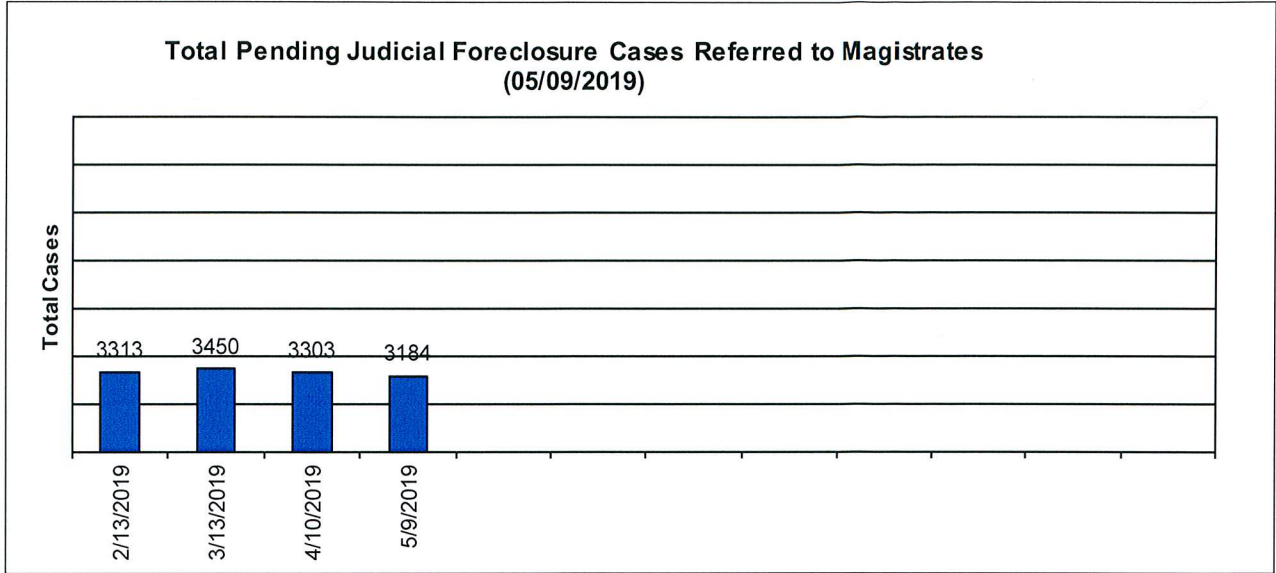
Judicial Foreclosure Statistics¹

¹ For clarification purposes, Foreclosure cases in this report are identified as Judicial Foreclosure filings (filing codes 1460 (Foreclosure Marsh. Of Lien), 1465(Tax Lien), 1466 (Tax Certificate), 1470 (Quiet Title), and 1480 (Partition)). These cases are different from Board of Revision Foreclosures, which are not reported here.

CUYAHOGA COUNTY COMMON PLEAS COURT

Total Pending Judicial Foreclosure Cases Referred to Magistrates

The following chart is a display of the total number of pending Judicial Foreclosure cases referred to the Magistrates on specific dates. The table below shows the number of these cases pending from each year since 2005.

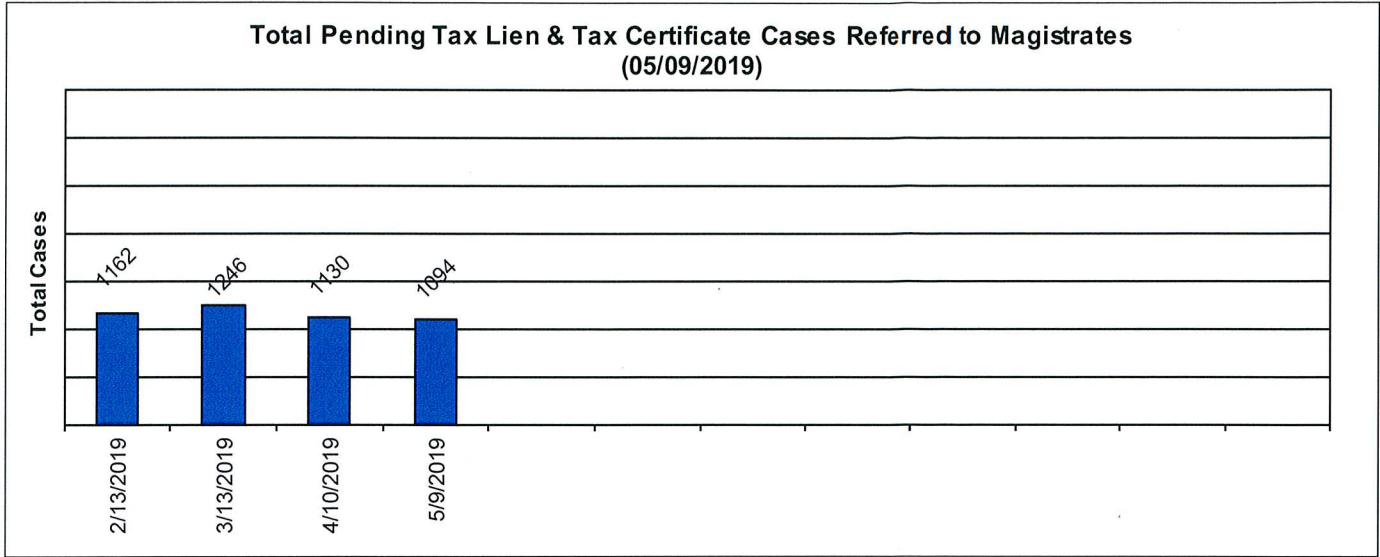


	As of:												
Year		2/13/2019	3/13/2019	4/10/2019	5/9/2019								
1993			1	1	1								
2005		1	1	1	1								
2006		0	0	0	0								
2007		0	0	0	0								
2008		0	0	0	0								
2009		1	1	1	1								
2010		3	3	3	2								
2011		4	3	3	3								
2012		3	3	3	3								
2013		4	4	5	3								
2014		15	15	15	14								
2015		20	19	16	15								
2016		58	49	43	35								
2017		218	195	156	137								
2018		2536	2237	1872	1525								
2019		450	919	1184	1444								
Total		3313	3450	3303	3184								

CUYAHOGA COUNTY COMMON PLEAS COURT

Total Pending Tax Lien & Certificate Cases Referred to Magistrates

The following chart is a display of the number of pending tax Judicial Foreclosure cases referred to the Magistrates on specific dates. The table below shows the number of pending tax Judicial Foreclosure cases in each year since 2005.




	As of:	2/13/2019	3/13/2019	4/10/2019	5/9/2019								
Year													
2005		0	0	0	0								
2006		0	0	0	0								
2007		0	0	0	0								
2008		0	0	0	0								
2009		1	1	1	1								
2010		1	1	1	0								
2011		3	2	2	2								
2012		3	3	3	3								
2013		2	2	3	2								
2014		5	6	6	6								
2015		3	4	3	4								
2016		9	7	6	4								
2017		28	26	20	12								
2018		1047	903	730	607								
2019		60	291	355	453								
Total		1162	1246	1130	1094								

CUYAHOGA COUNTY COMMON PLEAS COURT

Percentage of Pending Judicial Foreclosure Cases By Filing Year

The following chart is a representation of the total number of pending Judicial Foreclosure cases by filing year expressed as a percentage on a specific date. The table below is the supporting data for this chart.

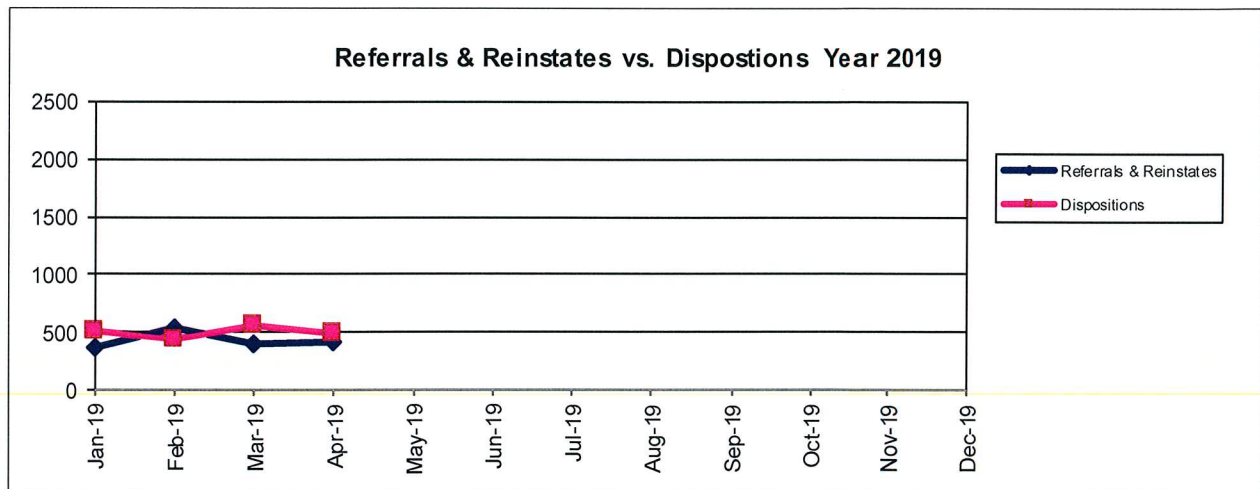
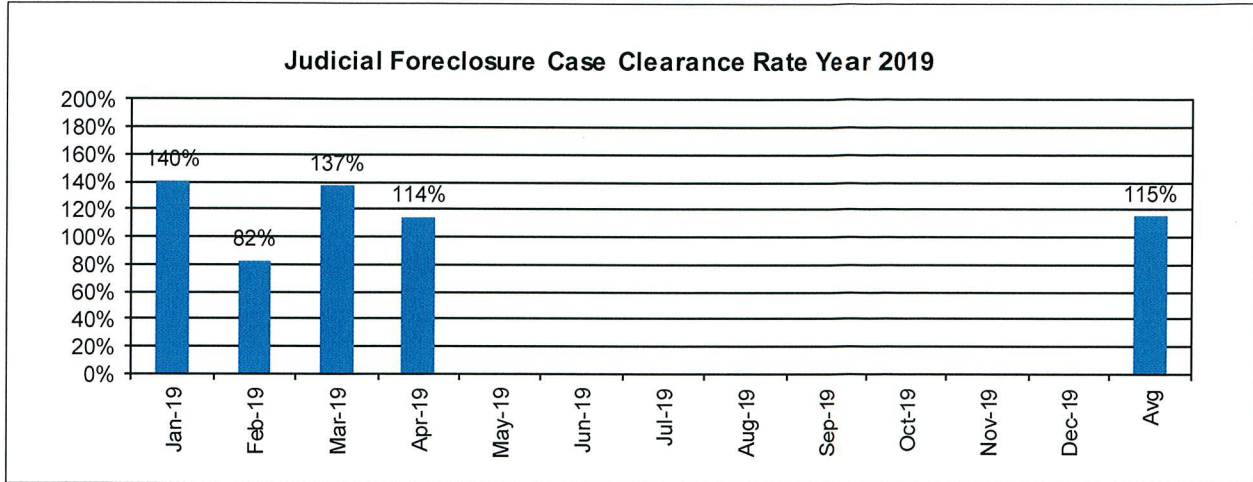


Year	As of:	5/9/2019	% of Total
1993		1	0.03%
2005		1	0.03%
2006		0	0.00%
2007		0	0.00%
2008		0	0.00%
2009		1	0.03%
2010		2	0.07%
2011		3	0.10%
2012		3	0.10%
2013		3	0.10%
2014		14	0.46%
2015		15	0.49%
2016		35	1.14%
2017		18	0.59%
2018		1525	49.76%
2019		1444	47.11%
Total		3065	100.00%

CUYAHOGA COUNTY COMMON PLEAS COURT

Judicial Foreclosure Clearance Rate Year 2019

The Clearance Rate is the number of outgoing cases as a percentage of the number of incoming cases. Clearance rate measures whether the court is keeping up with its incoming caseload. If cases are not disposed in a timely manner, a backlog of cases awaiting disposition will grow. A Clearance Rate of 100% indicates that at least as many cases as have been filed, reopened, or reactivated in a period have been disposed.

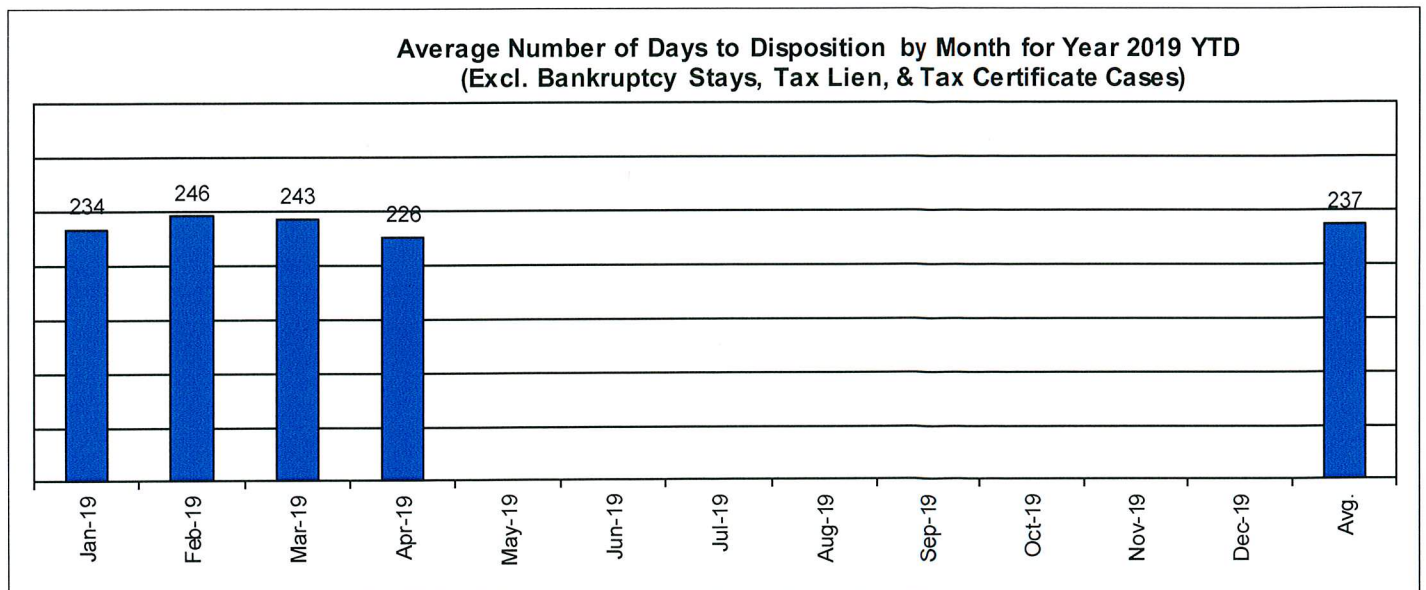
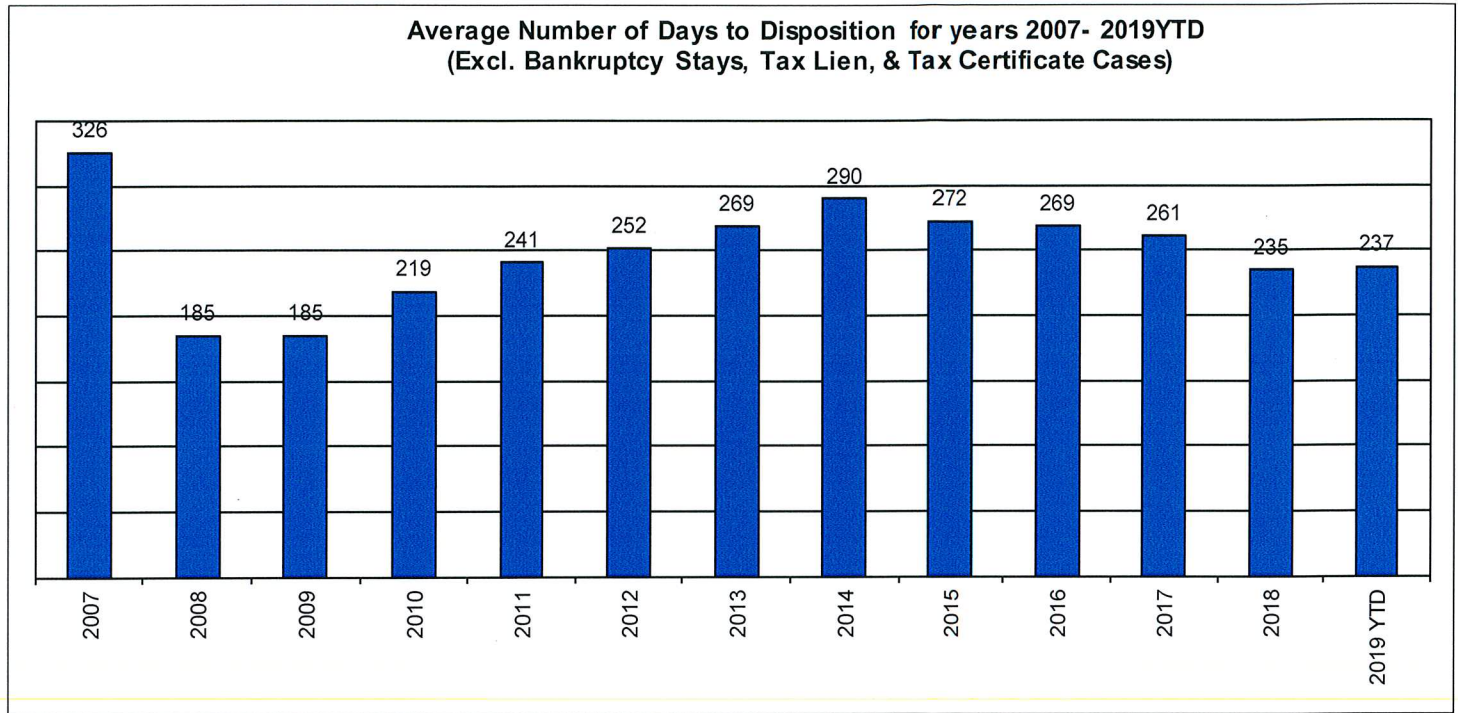


	Referrals & Reinstates	Dispositions	Clearance Rate
Jan-19	363	508	140%
Feb-19	537	441	82%
Mar-19	406	555	137%
Apr-19	421	481	114%
May-19			
Jun-19			
Jul-19			
Aug-19			
Sep-19			
Oct-19			
Nov-19			
Dec-19			
Avg	432	496	115%
Total	1727	1985	

CUYAHOGA COUNTY COMMON PLEAS COURT

Avg. Number of Days to Disp. (Excl. Bank. Stays & Tax Lien & Tax Cert.)

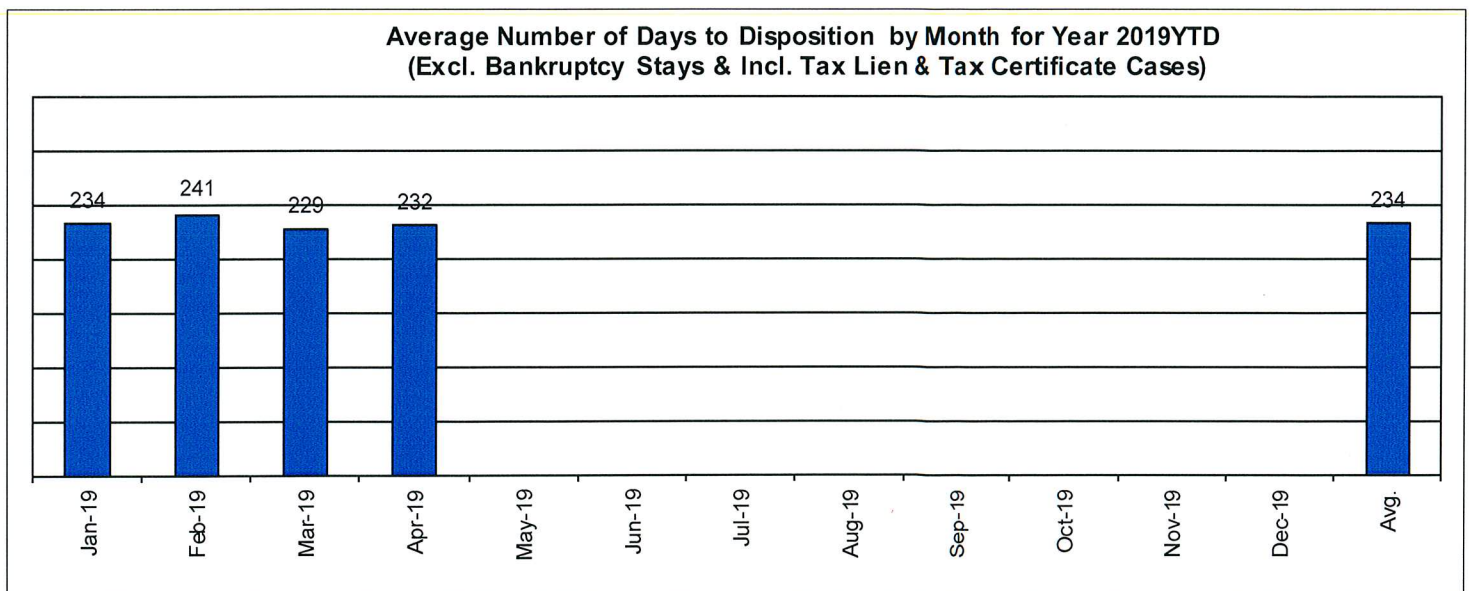
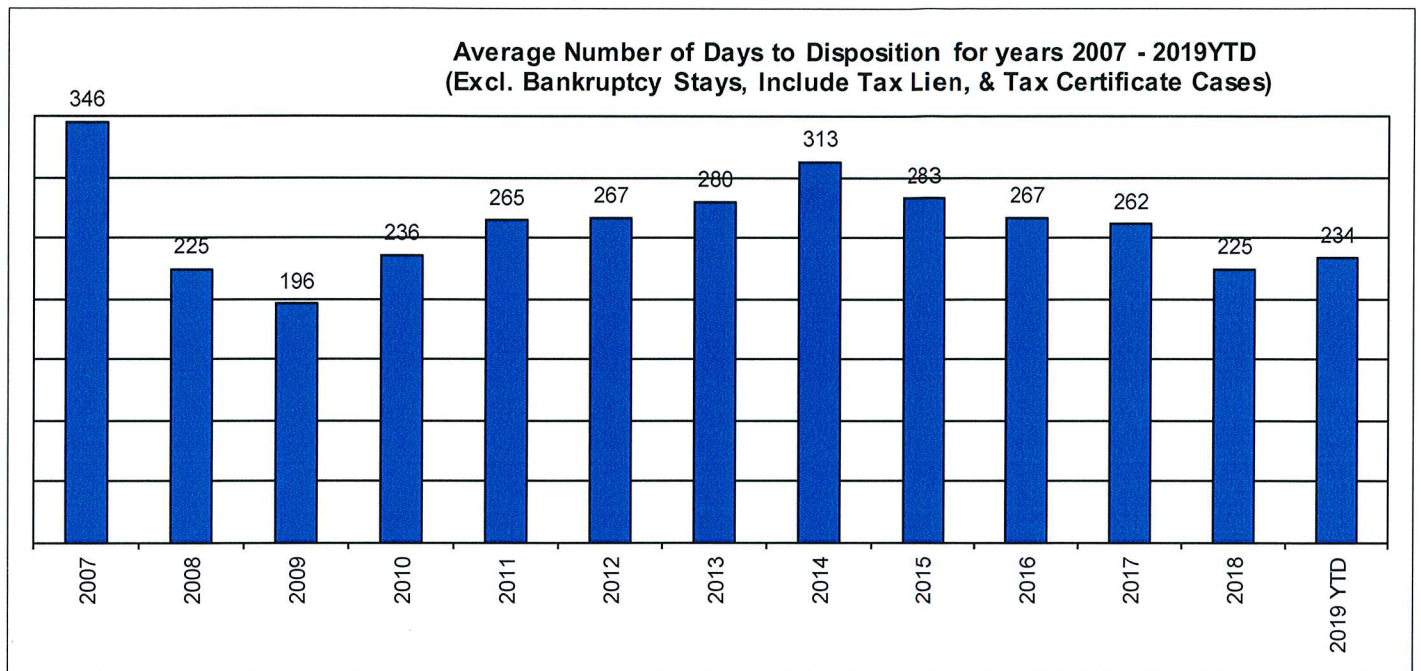
The average number of days to disposition is the number of days from filing to a final disposition entry being filed with the Clerk of Court. The data sample is based on all judicial foreclosure cases terminated by decree or dismissal (cases terminated by bankruptcy are not included) in a month. Each case is examined to determine the number of days between filing and termination with the periods that a case may have been in bankruptcy subtracted. Adding the total days of all of the cases minus bankruptcy periods and dividing by the total number of cases calculates the average. In the following chart, tax judicial foreclosure cases are excluded.



CUYAHOGA COUNTY COMMON PLEAS COURT

Avg. Number of Days to Disp. (Excl. Bank. Stays & Incl. Tax Lien & Tax Cert.)

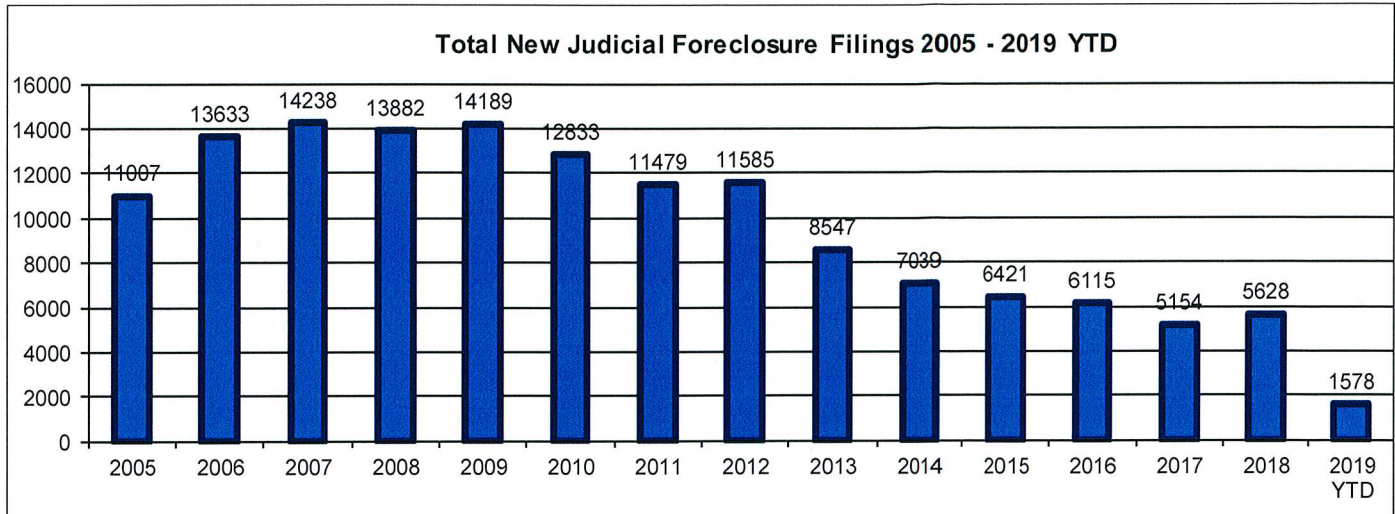
The average number of days to disposition is the number of days from filing to a final disposition entry being filed with the Clerk of Court. The data sample is based on all Judicial Foreclosure cases terminated by decree or dismissal (cases terminated by bankruptcy are not included) in a month. Each case is examined to determine the number of days between filing and termination with the periods that a case may have been in bankruptcy subtracted. Adding the total days of all of the cases minus bankruptcy periods and dividing by the total number of cases calculates the average. In the following chart, all types of Judicial Foreclosure cases are included.



Total New Judicial Foreclosure Filings

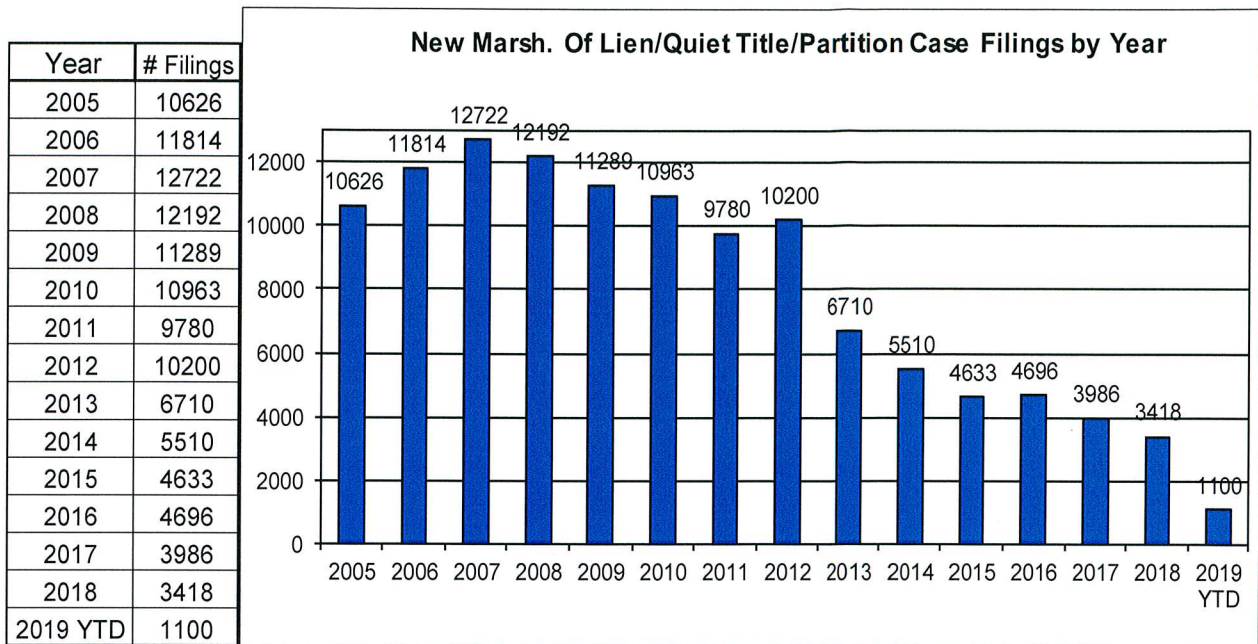
The following charts are provided as a historical view of new judicial foreclosure filings.

1. Total New Judicial Foreclosure Filings from 2005 – 2019 by year
2. Total New Marsh of Lien/Quiet Title/Partition Filings from 2005 – 2019 by month
3. Total New Tax Lien & Tax Certificate Filings for 2005 – 2019 by month
4. Total New Judicial Foreclosure Filings from 2005 – 2019 by month

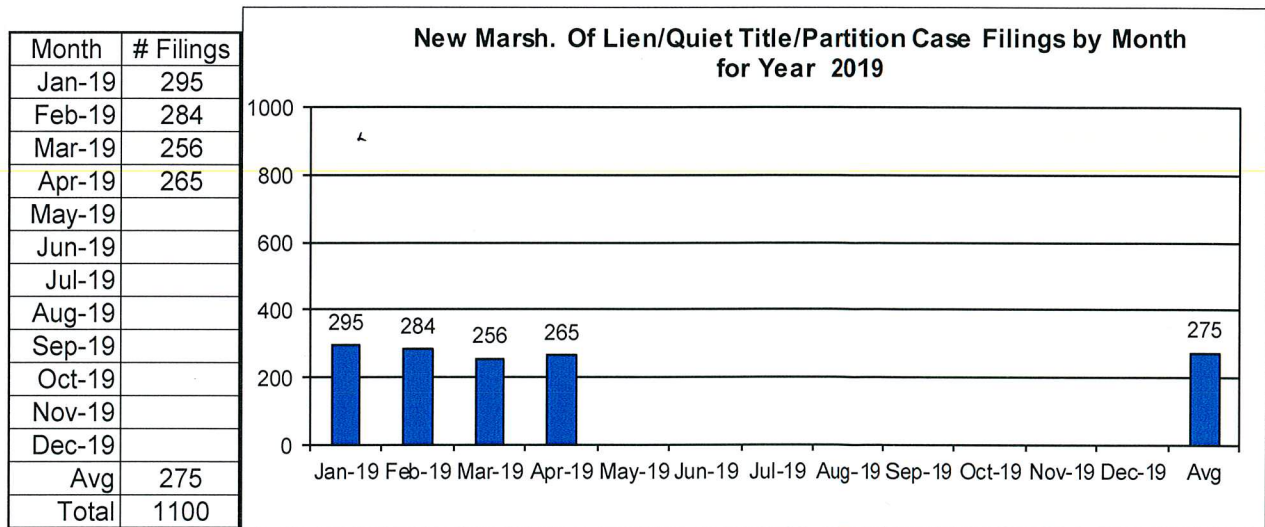


CUYAHOGA COUNTY COMMON PLEAS COURT

New Marsh of Lien/Quiet Title/Partition Case Filings for Years 2005 – 2019 YTD



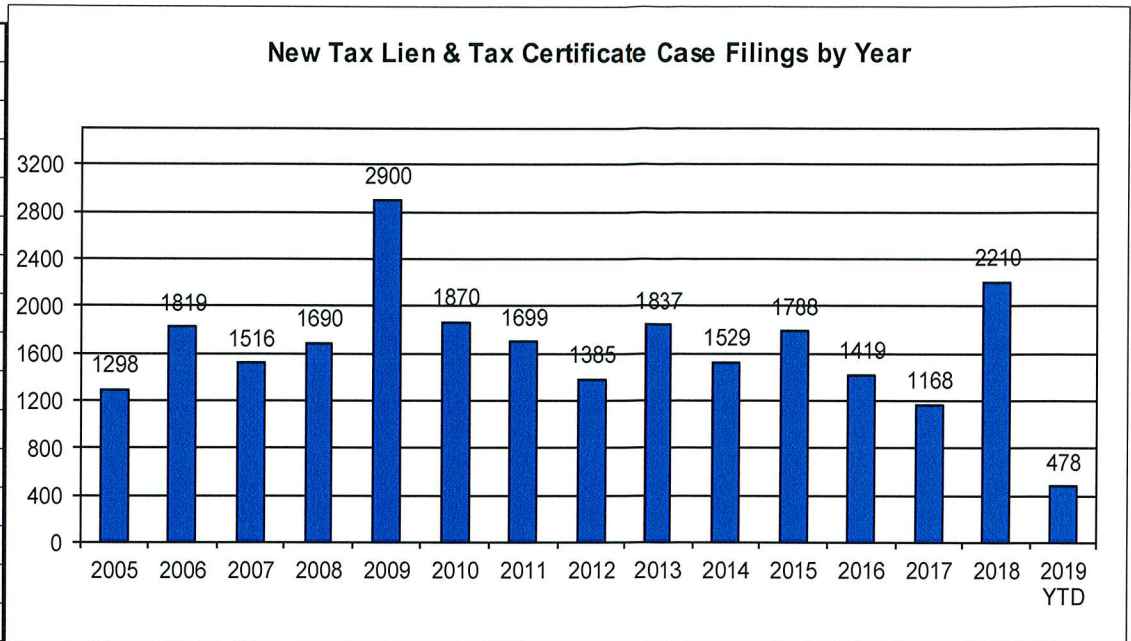
New Marsh of Lien/Quiet Title/Partition Case Filings by month for 2019 YTD



CUYAHOGA COUNTY COMMON PLEAS COURT

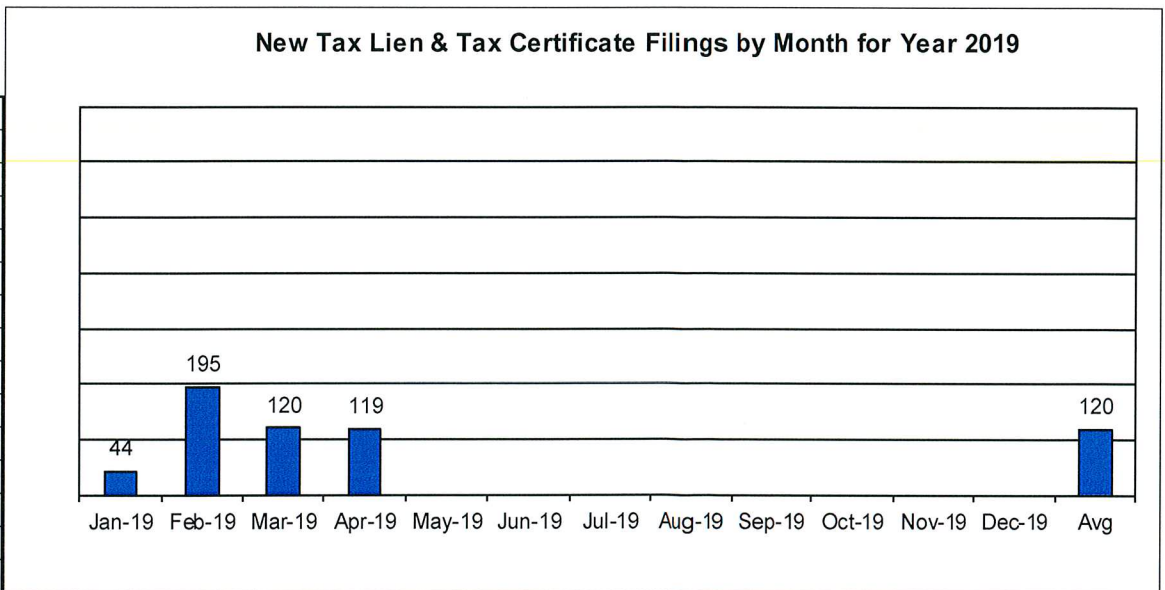
New Tax Lien & Certificate Filings for Years 2005 – 2019 YTD

Year	# Filings
2005	1298
2006	1819
2007	1516
2008	1690
2009	2900
2010	1870
2011	1699
2012	1385
2013	1837
2014	1529
2015	1788
2016	1419
2017	1168
2018	2210
2019 YTD	478



New Tax Lien & Certificate Filings by Month for Year 2019 YTD

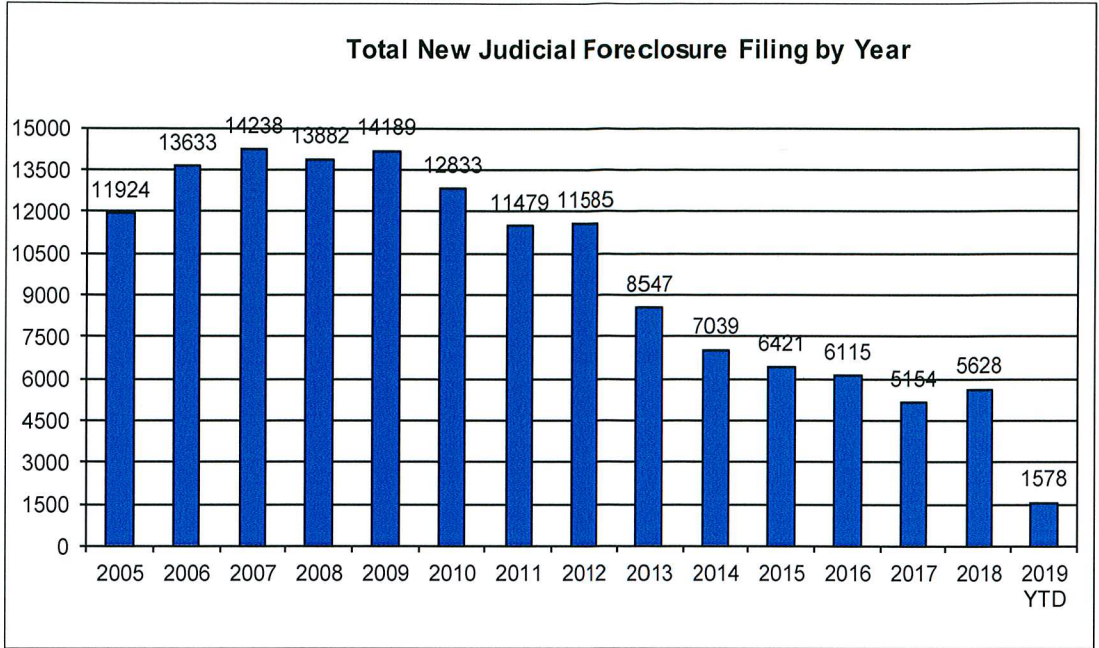
Month	# Filings
Jan-19	44
Feb-19	195
Mar-19	120
Apr-19	119
May-19	
Jun-19	
Jul-19	
Aug-19	
Sep-19	
Oct-19	
Nov-19	
Dec-19	
Avg	120
Total	478



CUYAHOGA COUNTY COMMON PLEAS COURT

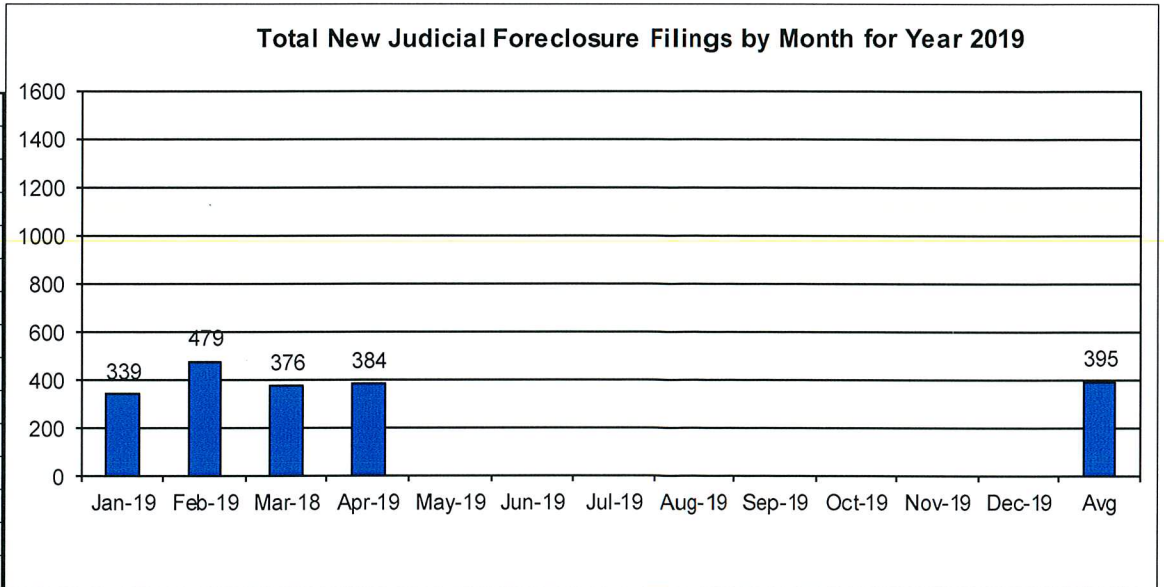
Total New Judicial Foreclosure Filings Years 2005 – 2019 YTD

Year	# Filings
2005	11924
2006	13633
2007	14238
2008	13882
2009	14189
2010	12833
2011	11479
2012	11585
2013	8547
2014	7039
2015	6421
2016	6115
2017	5154
2018	5628
2019YTD	1578



Total New Judicial Foreclosure Filings by Month for Year 2019 YTD

Month	# Filings
Jan-19	339
Feb-19	479
Mar-18	376
Apr-19	384
May-19	
Jun-19	
Jul-19	
Aug-19	
Sep-19	
Oct-19	
Nov-19	
Dec-19	
Avg	395
Total	1578



Magistrate's Monthly Reports

The Magistrates' Monthly Report consists of 5 reports. Below is a description of each.

Magistrate's Monthly Supplemental Journal Entry Report (R415)

Retrieves total number of supplemental entries and Decrees of Confirmation of Sheriff's sale created during a specific period. A supplemental entry is any journal created by a magistrate, which does not close out a case. For example, any magistrate's order (MG) setting a hearing, any journal entry (JE) ruling on a motion, journals confirming Sheriff's sales, etc.).

Magistrate's Full Disposition Count by Magistrate Report (R413)

Retrieves total number of cases disposed of during a specific period. The dispositions are grouped by Magistrate and then broken down by the type of disposition (i. e. Default, Dismissed with Prejudice, Dismissed without Prejudice, etc.) This report can be printed three different ways. Including tax cases (Full Dispositions), excluding tax cases (Non-Tax Dispositions), and Tax cases only (Tax Dispositions).

Magistrate's Monthly Cases Referred/Reinstated Report (R418)

Retrieves newly filed cases referred to the Magistrates Dept. and cases previously disposed by the Magistrates Dept. that are reinstated and re-referred to the magistrates. The cases are separated by Tax (filing code 1465; Tax Judicial Foreclosure & 1466; Tax Certificate Judicial Foreclosure) and Non-Tax (1460; Judicial Foreclosure Marsh. Of Lien, 1480; Partition, 1470; Quiet Title, misc. (i. e. 1391; Contract Other, etc.).

Magistrate's Monthly Hearing Totals Report (R3146)

Retrieves total number of hearings held during one month. The hearings are grouped by Magistrate and then broken down by what type hearing was held (i. e. Default, Pretrial, etc.).

Magistrate's Monthly Case Load Report (R3147)

Retrieves individual caseload totals for individual magistrates during a specific period. The cases are grouped by magistrate and then broken down by case type (i. e. tax judicial foreclosure, tax certificate judicial foreclosure and non-tax judicial foreclosure).

CUYAHOGA COUNTY COURT OF COMMON PLEAS

DATE: 05/09/2019
TIME: 9:21 AM

OFFICE OF THE MAGISTRATES
MAGISTRATE'S MONTHLY SUPPLEMENTALS BY CASE
REPORTING PERIOD: APRIL 2019

PAGE: 1
CMSR415D

SUPPLEMENTALS

AUGUSTYN	149
BAKER	221
BUCHA	149
DAY	326
DYKE	236
GONZALEZ	190
HIPPLEY	128
JACKSON	151
JACKSON	101
KLEIN	269
LUCAS	193
VOZAR	22
WEISS	254
UNACCOUNTED FOR	0

TOTAL 2389

CONFIRMATIONS

TOTAL 1

CUYAHOGA COUNTY COURT OF COMMON PLEAS

OFFICE OF THE MAGISTRATES

Full Disposition Count by Magistrate

REPORTING PERIOD: FROM 04/01/2019 TO 04/30/2019

DATE: 05/09/2019

TIME: 9:24 AM

PAGE: 1

CMSR413

MagID	Dispose Type	Tax Cert.	Tax Treas.	Total
KCA	Bank	0	0	0
	Def	0	0	12
	Dism	1	0	9
	Ref. Vacate	0	0	0
	Court Trial	0	0	1
	Other	0	8	11
	MAG'S TOTAL		1	8

Decrees	303
Defaults	144
Other	154
Court Trial	5
Dismissals	155
Bankruptcy	23
Ref. Vacated	0
Grand Total	481

GDB	Bank	0	0	1
	Def	0	0	2
	Dism	1	5	17
	Ref. Vacate	0	0	0
	Court Trial	0	0	0
	Other	0	0	2
	MAG'S TOTAL		1	5

SMB	Bank	0	1	1
	Def	0	0	6
	Dism	0	1	7
	Ref. Vacate	0	0	0
	Court Trial	0	0	2
	Other	0	8	8
	MAG'S TOTAL		0	10

CED	Bank	0	0	0
	Def	1	0	14
	Dism	0	4	23
	Ref. Vacate	0	0	0
	Court Trial	0	0	0
	Other	0	11	15
	MAG'S TOTAL		1	15

JTD	Bank	0	0	2
	Def	2	1	26
	Dism	0	2	14
	Ref. Vacate	0	0	0
	Court Trial	0	0	0
	Other	0	9	12
	MAG'S TOTAL		2	12

TG	Bank	1	0	2
	Def	0	0	15
	Dism	0	3	11
	Ref. Vacate	0	0	0
	Court Trial	0	0	0
	Other	0	20	23
	MAG'S TOTAL		1	23

KH	Bank	0	0	3
	Def	0	0	23
	Dism	1	1	13
	Ref. Vacate	0	0	0
	Court Trial	0	0	0
	Other	1	15	22
	MAG'S TOTAL		2	16

ARJ	Bank	0	1	4
	Def	0	0	12
	Dism	0	2	13

CUYAHOGA COUNTY COURT OF COMMON PLEAS
OFFICE OF THE MAGISTRATES
Full Disposition Count by Magistrate
REPORTING PERIOD: FROM 04/01/2019 TO 04/30/2019

MagID	Dispose Type	Tax Cert.	Tax Treas.	Total
	Ref. Vacate	0	0	0
	Court Trial	0	0	1
	Other	0	12	16
	<u>MAG'S TOTAL</u>	0	15	<u>46</u>
<hr/>				
JLJ	Bank	0	0	2
	Def	0	0	0
	Dism	1	1	8
	Ref. Vacate	0	0	0
	Court Trial	0	0	0
	Other	0	0	0
	<u>MAG'S TOTAL</u>	1	1	<u>10</u>
<hr/>				
MK	Bank	0	0	3
	Def	1	0	12
	Dism	0	3	13
	Ref. Vacate	0	0	0
	Court Trial	0	0	0
	Other	0	12	14
	<u>MAG'S TOTAL</u>	1	15	<u>42</u>
<hr/>				
PL	Bank	0	2	4
	Def	0	0	8
	Dism	0	1	16
	Ref. Vacate	0	0	0
	Court Trial	0	0	0
	Other	2	15	20
	<u>MAG'S TOTAL</u>	2	18	<u>48</u>
<hr/>				
TV	Bank	0	0	0
	Def	0	0	0
	Dism	0	0	2
	Ref. Vacate	0	0	0
	Court Trial	0	0	0
	Other	0	0	0
	<u>MAG'S TOTAL</u>	0	0	<u>2</u>
<hr/>				
CW	Bank	0	0	1
	Def	0	0	14
	Dism	0	2	9
	Ref. Vacate	0	0	0
	Court Trial	0	0	1
	Other	0	10	11
	<u>MAG'S TOTAL</u>	0	12	<u>36</u>

CUYAHOGA COUNTY COURT OF COMMON PLEAS

DATE: 05/09/2019
 TIME: 09:25 AM

OFFICE OF THE MAGISTRATES
 MAGISTRATE'S MONTHLY REF/REIN CASES
 FROM 04/01/2019 TO 04/30/2019

CMSR418

MAGISTRATE	NEW REFERRALS				REINSTATED			
	Tax Treas.	Tax Cert.	Non-Tax	Total	Tax Treas.	Tax Cert.	Non-Tax	Total
<u>AUGUSTYN/KEVIN/C</u>	6	2	19	27	0	0	0	0
<u>BAKER/GAIL/D</u>	9	0	36	45	0	0	1	1
<u>BUCHA/STEPHEN/M</u>	3	0	15	18	0	0	0	0
<u>DAY/CHRISTOPHER/E</u>	11	3	19	33	0	0	1	1
<u>DYKE/JOHN/T</u>	12	1	36	49	0	0	2	2
<u>GONZALEZ/TRACEY/</u>	7	1	29	37	0	0	2	2
<u>HIPPLEY/KEVIN/</u>	15	0	24	39	0	0	1	1
<u>JACKSON/AMY/R</u>	8	1	20	29	0	0	0	0
<u>JACKSON/JIM/L</u>	5	2	11	18	1	0	0	1
<u>KLEIN/MONICA/</u>	5	0	28	33	1	0	2	3
<u>LUCAS/PAUL/</u>	13	2	21	36	1	1	3	5
<u>VOZAR/THOMAS/</u>	1	2	9	12	0	0	0	0
<u>WEISS/CAROL/</u>	5	2	22	29	0	0	0	0
<u>TOTAL</u>	100	16	289	405	3	1	12	16
<u>COMBINED TOTAL</u>		421						

CUYAHOGA COUNTY COURT OF COMMON PLEAS

OFFICE OF THE MAGISTRATES

MAG MONTHLY HEARING TOTALS

Reporting Period: April 2019

DATE: 05/09/2019
TIME: 09:25 AM

PAGE: 1
CMSR3146

Monthly Hearing Total 537

AUGUSTYN
 Default Hearings 16
 Tax Hearings 7
 Pretrials 17

 TOTAL: 40

BAKER
 Default Hearings 30
 Tax Hearings 22
 Pretrials 2

 TOTAL: 54

BUCHA
 Default Hearings 8
 Tax Hearings 7
 Pretrials 10

 TOTAL: 25

DAY
 Default Hearings 14
 Tax Hearings 13
 Pretrials 7

 TOTAL: 34

DYKE
 Default Hearings 13
 Tax Hearings 14
 Pretrials 9

 TOTAL: 36

GONZALEZ
 Default Hearings 15
 Tax Hearings 15
 Pretrials 5

 TOTAL: 35

HIPPLEY
 Default Hearings 44
 Tax Hearings 11
 Pretrials 0

 TOTAL: 55

JACKSON
 Default Hearings 0
 Tax Hearings 0
 Pretrials 2

 TOTAL: 2

JACKSON
 Default Hearings 30
 Tax Hearings 23
 Pretrials 17

 TOTAL: 70

KLEIN
 Default Hearings 25
 Tax Hearings 21
 Pretrials 11

 TOTAL: 57

CUYAHOGA COUNTY COURT OF COMMON PLEAS

OFFICE OF THE MAGISTRATES

MAG MONTHLY HEARING TOTALS

Reporting Period: April 2019

DATE: 05/09/2019
TIME: 09:25 AM

PAGE: 2
CMSR3146

TOTAL:	57
LUCAS	
Default Hearings	27
Tax Hearings	13
Pretrials	11
<hr/>	
TOTAL:	51
VOZAR	
Default Hearings	17
Tax Hearings	10
Pretrials	3
<hr/>	
TOTAL:	30
WEISS	
Default Hearings	23
Tax Hearings	13
Pretrials	12
<hr/>	
TOTAL:	48

Magistrate Name	Non Tax Total	Tax Cert.	Tax Treas.	Total Tax	Total Cases
AUGUSTYN	119	7	55	62	181
BAKER	203	12	95	107	310
BUCHA	88	6	40	46	134
DAY	135	16	47	63	198
DYKE	150	3	70	73	223
GONZALEZ	174	13	96	109	283
HIPPLEY	223	13	113	126	349
JACKSON	200	13	113	126	326
JACKSON	126	6	62	68	194
KLEIN	184	12	82	94	278
LUCAS	227	10	135	145	372
WEISS	225	15	83	98	323
Non Tax Total:	2054	Cert.Tax Total: 126	Tax Treas. Total: 991	Total Tax: 1117	Total Cases: 3171

Report CMSR1062 - Judicial Foreclosure Statistics by Judge

Report CMSR1062 provides a list of judicial foreclosure case activity for each Judge. The report identifies how many cases were pending at the beginning of the period. The new cases filed and cases that were transferred in or reactivated are added to the number pending at the beginning of the period. It then shows the type and number of terminations for the period. The total terminations are subtracted from the total pending which provides the pending at the end of the period.

CUYAHOGA COUNTY COURT OF COMMON PLEAS

DATE: 05/09/2019
TIME: 09:19 AM

Foreclosure Statistics by Judge
Reporting Period: April 2019

PAGE: 1
CMSR1062

Judge							
AMBROSE, DICK							
Pending at Beg of Period			New Cases Filed		Cases Transferred In / Reactivated		Total
79			7		4		90
Terminations							
	Bankruptcy	Default	RefVacated	Court Trial	Dismiss	Other	Total
	0	5	0	0	10	3	18
Total Pending at End of Period							72
BARKER, PAMELA A							
Pending at Beg of Period			New Cases Filed		Cases Transferred In / Reactivated		Total
115			15		3		133
Terminations							
	Bankruptcy	Default	RefVacated	Court Trial	Dismiss	Other	Total
	0	3	0	0	5	6	14
Total Pending at End of Period							119
CALABRESE, DEENA R							
Pending at Beg of Period			New Cases Filed		Cases Transferred In / Reactivated		Total
104			11		3		118
Terminations							
	Bankruptcy	Default	RefVacated	Court Trial	Dismiss	Other	Total
	1	3	0	0	5	6	15
Total Pending at End of Period							103
CLANCY, MAUREEN							
Pending at Beg of Period			New Cases Filed		Cases Transferred In / Reactivated		Total
79			13		2		94
Terminations							
	Bankruptcy	Default	RefVacated	Court Trial	Dismiss	Other	Total
	0	5	0	0	3	7	15
Total Pending at End of Period							79
COLLIER-WILLIAMS, CASSANDRA							
Pending at Beg of Period			New Cases Filed		Cases Transferred In / Reactivated		Total
91			8		1		100
Terminations							
	Bankruptcy	Default	RefVacated	Court Trial	Dismiss	Other	Total
	0	3	0	0	1	6	10
Total Pending at End of Period							90
CORRIGAN, BRIAN J							
Pending at Beg of Period			New Cases Filed		Cases Transferred In / Reactivated		Total
104			10		1		115
Terminations							
	Bankruptcy	Default	RefVacated	Court Trial	Dismiss	Other	Total
	1	6	0	0	3	7	17
Total Pending at End of Period							98
CORRIGAN, PETER J							
Pending at Beg of Period			New Cases Filed		Cases Transferred In / Reactivated		Total
76			17		3		96
Terminations							
	Bankruptcy	Default	RefVacated	Court Trial	Dismiss	Other	Total
	0	6	0	0	4	6	16
Total Pending at End of Period							80
FUERST, NANCY A							

CUYAHOGA COUNTY COURT OF COMMON PLEAS

DATE: 05/09/2019
TIME: 09:19 AM

Foreclosure Statistics by Judge
Reporting Period: April 2019

PAGE: 2
CMSR1062

Judge							
	Pending at Beg of Period		New Cases Filed		Cases Transferred In / Reactivated		Total
	91		12		1		104
Terminations	Bankruptcy	Default	RefVacated	Court Trial	Dismiss	Other	Total
	0	5	0	0	3	8	16
	Total Pending at End of Period						88
GALL, STEVEN E							
	Pending at Beg of Period		New Cases Filed		Cases Transferred In / Reactivated		Total
	108		7		3		118
Terminations	Bankruptcy	Default	RefVacated	Court Trial	Dismiss	Other	Total
	1	6	0	0	1	3	11
	Total Pending at End of Period						107
GALLAGHER, HOLLIE L							
	Pending at Beg of Period		New Cases Filed		Cases Transferred In / Reactivated		Total
	70		8		4		82
Terminations	Bankruptcy	Default	RefVacated	Court Trial	Dismiss	Other	Total
	0	4	0	0	4	4	12
	Total Pending at End of Period						70
GALLAGHER, KELLY ANN							
	Pending at Beg of Period		New Cases Filed		Cases Transferred In / Reactivated		Total
	126		15		2		143
Terminations	Bankruptcy	Default	RefVacated	Court Trial	Dismiss	Other	Total
	2	8	0	0	5	8	23
	Total Pending at End of Period						120
GALLAGHER, SHANNON M							
	Pending at Beg of Period		New Cases Filed		Cases Transferred In / Reactivated		Total
	124		6		4		134
Terminations	Bankruptcy	Default	RefVacated	Court Trial	Dismiss	Other	Total
	2	2	0	0	6	8	18
	Total Pending at End of Period						116
GAUL, DANIEL							
	Pending at Beg of Period		New Cases Filed		Cases Transferred In / Reactivated		Total
	121		11		3		135
Terminations	Bankruptcy	Default	RefVacated	Court Trial	Dismiss	Other	Total
	2	0	0	0	8	1	11
	Total Pending at End of Period						124
HAGAN, EMILY							
	Pending at Beg of Period		New Cases Filed		Cases Transferred In / Reactivated		Total
	85		7		1		93
Terminations	Bankruptcy	Default	RefVacated	Court Trial	Dismiss	Other	Total
	0	4	0	0	1	5	10
	Total Pending at End of Period						83
JONES, WANDA C							

CUYAHOGA COUNTY COURT OF COMMON PLEAS

DATE: 05/09/2019
 TIME: 09:19 AM

Foreclosure Statistics by Judge
 Reporting Period: April 2019

PAGE: 3
 CMSR1062

Judge							
	Pending at Beg of Period		New Cases Filed	Cases Transferred In / Reactivated			Total
	104		17	1			122
Terminations	Bankruptcy	Default	RefVacated	Court Trial	Dismiss	Other	Total
	0	0	0	0	7	3	10
Total Pending at End of Period							112
KILBANE, ASHLEY							
	Pending at Beg of Period		New Cases Filed	Cases Transferred In / Reactivated			Total
	116		13	0			129
Terminations	Bankruptcy	Default	RefVacated	Court Trial	Dismiss	Other	Total
	1	6	0	0	5	9	21
Total Pending at End of Period							108
MATIA, DAVID T							
	Pending at Beg of Period		New Cases Filed	Cases Transferred In / Reactivated			Total
	93		12	2			107
Terminations	Bankruptcy	Default	RefVacated	Court Trial	Dismiss	Other	Total
	0	0	0	0	3	1	4
Total Pending at End of Period							103
MCCLELLAND, ROBERT C							
	Pending at Beg of Period		New Cases Filed	Cases Transferred In / Reactivated			Total
	96		13	3			112
Terminations	Bankruptcy	Default	RefVacated	Court Trial	Dismiss	Other	Total
	0	7	0	0	5	9	21
Total Pending at End of Period							91
MCCORMICK, TIMOTHY							
	Pending at Beg of Period		New Cases Filed	Cases Transferred In / Reactivated			Total
	86		15	1			102
Terminations	Bankruptcy	Default	RefVacated	Court Trial	Dismiss	Other	Total
	0	5	0	0	3	5	13
Total Pending at End of Period							89
MCDONNELL, NANCY R							
	Pending at Beg of Period		New Cases Filed	Cases Transferred In / Reactivated			Total
	112		10	2			124
Terminations	Bankruptcy	Default	RefVacated	Court Trial	Dismiss	Other	Total
	0	4	0	0	4	4	12
Total Pending at End of Period							112
MCGINTY, WILLIAM T							
	Pending at Beg of Period		New Cases Filed	Cases Transferred In / Reactivated			Total
	97		13	3			113
Terminations	Bankruptcy	Default	RefVacated	Court Trial	Dismiss	Other	Total
	1	3	0	0	4	10	18
Total Pending at End of Period							95
MIDAY, SHERRIE							

CUYAHOGA COUNTY COURT OF COMMON PLEAS

DATE: 05/09/2019
TIME: 09:19 AM

Foreclosure Statistics by Judge
Reporting Period: April 2019

PAGE: 4
CMSR1062

Judge							
	Pending at Beg of Period		New Cases Filed		Cases Transferred In / Reactivated		Total
	107		7		4		118
Terminations	Bankruptcy	Default	RefVacated	Court Trial	Dismiss	Other	Total
	1	2	0	0	8	6	17
	Total Pending at End of Period						101
O'DONNELL, JOHN P							
	Pending at Beg of Period		New Cases Filed		Cases Transferred In / Reactivated		Total
	65		12		1		78
Terminations	Bankruptcy	Default	RefVacated	Court Trial	Dismiss	Other	Total
	0	6	0	0	8	5	19
	Total Pending at End of Period						59
RUSSO, JOHN J							
	Pending at Beg of Period		New Cases Filed		Cases Transferred In / Reactivated		Total
	29		0		2		31
Terminations	Bankruptcy	Default	RefVacated	Court Trial	Dismiss	Other	Total
	0	1	0	0	1	1	3
	Total Pending at End of Period						28
RUSSO, JOSEPH D							
	Pending at Beg of Period		New Cases Filed		Cases Transferred In / Reactivated		Total
	97		10		2		109
Terminations	Bankruptcy	Default	RefVacated	Court Trial	Dismiss	Other	Total
	1	5	0	0	3	5	14
	Total Pending at End of Period						95
RUSSO, MICHAEL J							
	Pending at Beg of Period		New Cases Filed		Cases Transferred In / Reactivated		Total
	106		8		4		118
Terminations	Bankruptcy	Default	RefVacated	Court Trial	Dismiss	Other	Total
	2	1	0	1	3	5	12
	Total Pending at End of Period						106
RUSSO, NANCY MARGARET							
	Pending at Beg of Period		New Cases Filed		Cases Transferred In / Reactivated		Total
	61		11		2		74
Terminations	Bankruptcy	Default	RefVacated	Court Trial	Dismiss	Other	Total
	2	7	0	0	5	1	15
	Total Pending at End of Period						59
SAFFOLD, SHIRLEY STRICKLAND							
	Pending at Beg of Period		New Cases Filed		Cases Transferred In / Reactivated		Total
	90		14		5		109
Terminations	Bankruptcy	Default	RefVacated	Court Trial	Dismiss	Other	Total
	1	1	0	0	6	3	11
	Total Pending at End of Period						98
SHAUGHNESSY, MICHAEL P							

CUYAHOGA COUNTY COURT OF COMMON PLEAS

DATE: 05/09/2019
TIME: 09:19 AM

Foreclosure Statistics by Judge
Reporting Period: April 2019

PAGE: 5
CMSR1062

Judge							
	Pending at Beg of Period		New Cases Filed		Cases Transferred In / Reactivated		Total
	124		12		7		143
Terminations	Bankruptcy	Default	RefVacated	Court Trial	Dismiss	Other	Total
	2	2	0	0	4	5	13
	Total Pending at End of Period						130
SHEEHAN, BRENDAN J							
	Pending at Beg of Period		New Cases Filed		Cases Transferred In / Reactivated		Total
	84		17		1		102
Terminations	Bankruptcy	Default	RefVacated	Court Trial	Dismiss	Other	Total
	2	3	0	0	7	3	15
	Total Pending at End of Period						87
SUTULA, JOHN D							
	Pending at Beg of Period		New Cases Filed		Cases Transferred In / Reactivated		Total
	112		13		5		130
Terminations	Bankruptcy	Default	RefVacated	Court Trial	Dismiss	Other	Total
	0	9	0	0	2	6	17
	Total Pending at End of Period						113
SUTULA, KATHLEEN ANN							
	Pending at Beg of Period		New Cases Filed		Cases Transferred In / Reactivated		Total
	79		13		3		95
Terminations	Bankruptcy	Default	RefVacated	Court Trial	Dismiss	Other	Total
	0	10	0	0	3	7	20
	Total Pending at End of Period						75
SYNENBERG, JOAN							
	Pending at Beg of Period		New Cases Filed		Cases Transferred In / Reactivated		Total
	82		17		4		103
Terminations	Bankruptcy	Default	RefVacated	Court Trial	Dismiss	Other	Total
	1	3	0	0	3	12	19
	Total Pending at End of Period						84
TURNER, DEBORAH M							
	Pending at Beg of Period		New Cases Filed		Cases Transferred In / Reactivated		Total
	103		10		0		113
Terminations	Bankruptcy	Default	RefVacated	Court Trial	Dismiss	Other	Total
	0	5	0	0	2	4	11
	Total Pending at End of Period						102

Monthly Summary

Year to Date Summary

SUMMARY FOR THE COURT

January - April 2019

NAME	PEND	ASSIGNED			TRIALS						DISP	PENDING				+	-
		CV	CR	TOT	JURY			COURT				CV	FR	CR	TOT		
Dick Ambrose	428	202	146	348	0	1	1	1	2	3	346	213	70	147	430	-2	
Pamela A. Barker	390	198	119	317	0	0	0	0	0	0	310	174	119	104	397	-7	
Deena R. Calabrese	452	199	119	318	1	0	1	0	2	2	339	210	103	118	431	+21	
Maureen Clancy	375	205	122	327	2	3	5	0	0	0	318	207	79	98	384	-9	
Cassandra Collier-Willia	452	192	140	332	0	1	1	0	2	2	353	196	90	145	431	+21	
Brian J. Corrigan	509	199	123	322	0	3	3	0	1	1	326	282	98	125	505	+4	
Peter J. Corrigan	450	196	146	342	2	2	4	0	3	3	326	204	80	182	466	-16	
Nancy A. Fuerst	392	195	133	328	1	5	6	0	0	0	333	218	88	81	387	+5	
Steven E. Gall	450	190	145	335	1	2	3	0	0	0	336	211	107	131	449	+1	
Hollie L. Gallagher	372	199	110	309	0	2	2	0	0	0	314	221	69	77	367	+5	
Kelly A. Gallagher	452	197	121	318	0	0	0	0	0	0	353	196	120	101	417	+35	
Shannon M. Gallagher	486	196	136	332	1	0	1	3	2	5	372	210	116	120	446	+40	
Daniel Gaul	482	196	161	357	2	1	3	0	0	0	347	200	123	169	492	-10	
Emily Hagan	454	187	155	342	0	2	2	0	1	1	315	235	77	169	481	-27	
Wanda C. Jones	457	194	144	338	1	0	1	0	0	0	308	197	106	184	487	-30	
Ashley Kilbane	486	210	138	348	0	0	0	0	0	0	301	288	101	144	533	-47	
David T. Matia	416	208	164	372	0	3	3	1	2	3	317	246	103	122	471	-55	
Robert C. McClelland	492	193	135	328	0	0	0	2	3	5	323	262	91	144	497	-5	
Timothy McCormick	380	195	131	326	0	4	4	1	2	3	343	179	89	95	363	+17	
Nancy R. McDonnell	408	209	138	347	0	3	3	0	0	0	324	207	111	113	431	-23	
William T. McGinty	528	194	150	344	0	2	2	0	1	1	347	242	91	192	525	+3	
Sherrie Miday	484	206	141	347	0	3	3	1	0	1	363	250	99	119	468	+16	
John P. O'Donnell	408	200	145	345	0	7	7	3	3	6	378	192	59	124	375	+33	
John J. Russo	189	13	57	70	3	1	4	0	0	0	138	48	28	45	121	+68	
Joseph D. Russo	527	195	152	347	0	0	0	3	1	4	320	233	95	226	554	-27	
Michael J. Russo	408	204	112	316	1	2	3	1	3	4	322	202	106	94	402	+6	
Nancy Margaret Russo	223	210	105	315	0	1	1	0	5	5	286	132	59	61	252	-29	
Shirley Strickland Saffold	458	201	122	323	0	5	5	1	0	1	347	204	97	133	434	+24	
Michael P. Shaughnessy	459	192	128	320	1	0	1	0	0	0	327	197	129	126	452	+7	
Brendan J. Sheehan	370	189	120	309	1	4	5	0	0	0	331	156	86	106	348	+22	
John D. Sutula	583	203	161	364	1	3	4	2	2	4	317	318	113	199	630	-47	
Kathleen Ann Sutula	406	199	118	317	0	5	5	0	2	2	340	188	75	120	383	+23	
Joan Synenberg	374	203	141	344	0	1	1	0	0	0	369	197	83	69	349	+25	
Deborah M. Turner	434	185	108	293	1	0	1	0	0	0	298	224	99	106	429	+5	
TOTALS	14634	6554	4486	11040	19	66	85	19	37	56	11087	7139	3159	4289	14587	+47	

Corrections/Adjustments
