



CUYAHOGA COUNTY COMMON PLEAS COURT

***Statistics Report
July 2019***

***John J. Russo
Administrative and Presiding Judge***

TABLE OF CONTENTS

Criminal Statistics

Newly Filed, Re-Activated and Transferred in Cases _____	4
Yearly Criminal Terminations _____	5
Pending Criminal Cases End of Period _____	6
Clearance Rate _____	7
Arrest to Disposition Timeline _____	8
Average Arrest to Disposition Timeline (Jail Cases) _____	9
Average Arrest to Disposition Timeline (Non-Jail Cases) _____	10
Average Arrest to Disposition Timeline (Jail and Non-Jail Cases) _____	11
Yearly Average Arrest to Disposition Timeline _____	12
Indictments and Informations Filed With the Clerk of Courts _____	13
Bail Case Arraignment Activity _____	14
Overall Arraignment Statistics _____	15

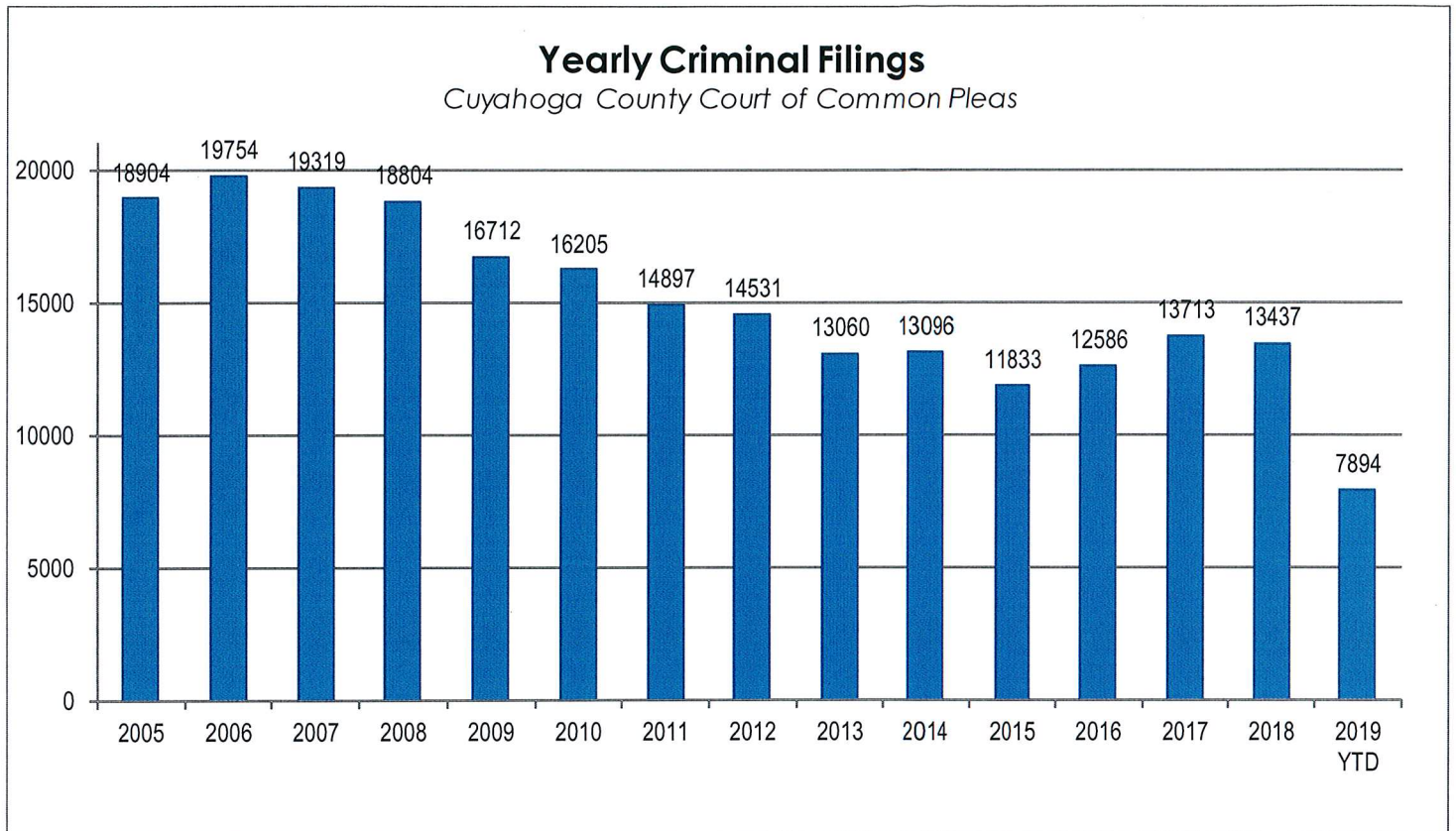
Foreclosure Statistics

Total Pending Judicial Foreclosure Cases Referred to Magistrates _____	17
Total Pending Tax Lien & Certificate Cases Referred to Magistrates _____	18
Percentage of Pending Judicial Foreclosure Cases By Filing Year _____	20
Judicial Foreclosure Clearance Rate Year 2019 _____	21
Avg. Number of Days to Disp. (Excl. Bank. Stays & Tax Lien & Tax Cert.) _____	22
Avg. Number of Days to Disp. (Excl. Bank. Stays & Incl. Tax Lien & Tax Cert.) _____	23
Total New Judicial Foreclosure Filings _____	24
New Marsh of Lien/Quiet Title/Partition Case Filings for Years 2005 – 2019 YTD _____	25
New Marsh of Lien/Quiet Title/Partition Case Filings by month for 2019 YTD _____	25
New Tax Lien & Certificate Filings for Years 2005 – 2019 YTD _____	26
New Tax Lien & Certificate Filings by Month for Year 2019 YTD _____	26
Total New Judicial Foreclosure Filings Years 2005 – 2019 YTD _____	27
Total New Judicial Foreclosure Filings by Month for Year 2019 YTD _____	27
Magistrate's Monthly Reports _____	28
Report CMSR1062 - Judicial Foreclosure Statistics by Judge _____	36
Monthly Summary _____	42
Year to Date Summary _____	43
Corrections/Adjustments _____	46

Criminal Case Statistics

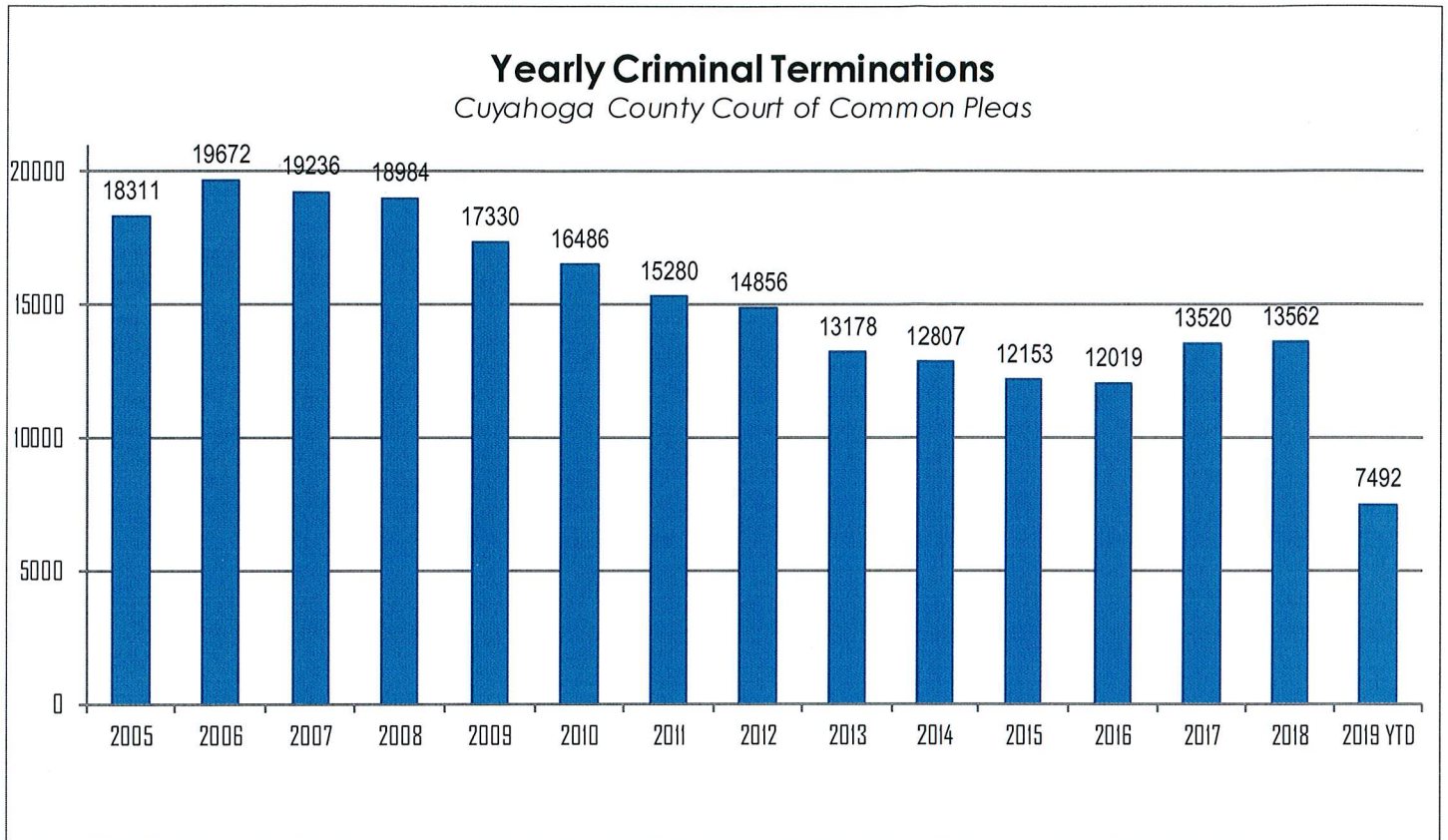
Newly Filed, Re-Activated and Transferred in Cases

The following chart is a representation of all filed cases in Cuyahoga County Court of Common Pleas from 2005 – July 2019. Newly filed cases are defined as having been arraigned and assigned to a Judge. Re-activated cases are defined as cases where a defendant was unavailable for trial and has now become ready to proceed. Transferred cases are defined as cases moved from one judge's docket to another. This could be due to re-assignment to a Mental Health Judge or after additional information indicates that by Court rule, the case should have been assigned to another Judge.



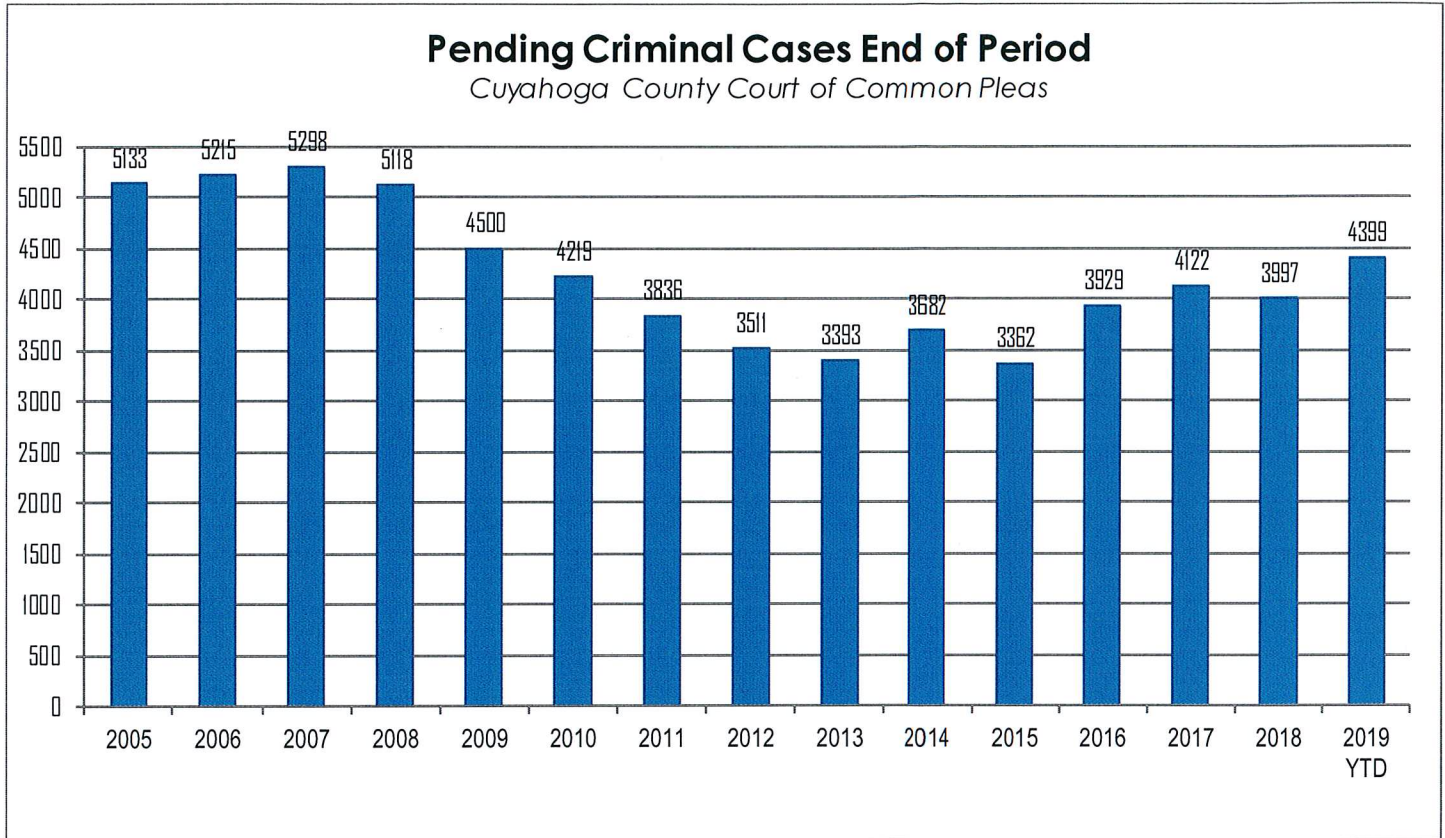
Yearly Criminal Terminations

The following chart represents cases that have been terminated by the court from 2005 – July 2019. These cases have been terminated either by trial; plea, dismissal or a defendant is unavailable for trial or sentencing.



Pending Criminal Cases End of Period

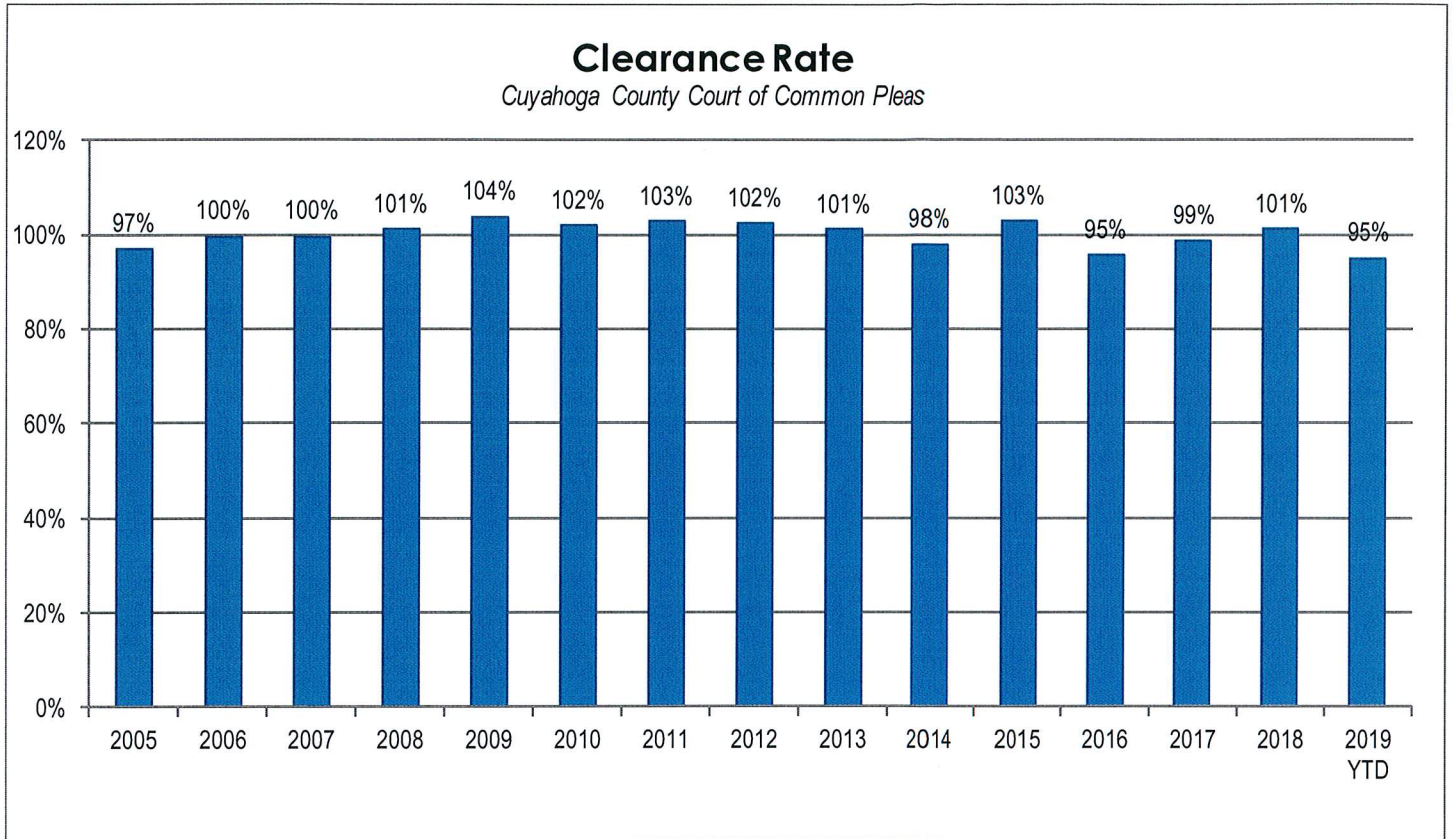
The following chart represents the total number of cases pending at the end of the reporting period from 2005 – July 2019. Pending criminal cases at the end of the period is determined by adding the total number of pending cases at the beginning of the reporting period, and all newly filed, re-activated and transferred in cases. The total number of cases terminated in the period is subtracted from the sum total pending at the beginning of the period to give the value pending at the end of the period.



CUYAHOGA COUNTY COMMON PLEAS COURT

Clearance Rate

The Clearance Rate is the total number of outgoing cases as a percentage of the number of incoming cases. Clearance rate measures whether the court is keeping up with its incoming caseload. If cases are not disposed in a timely manner, a backlog of cases awaiting disposition will grow. A Clearance Rate of 100% indicates that at least as many cases have been filed, reopened, or reactivated in a period have been disposed.



Arrest to Disposition Timeline

Arrest to disposition timeline is a method to measure how felony cases flow through the Cuyahoga County Criminal Justice System. By capturing how long a case takes to move from stage to stage, we can examine where problems may exist and where potential improvements in case processing can be made.

The source data was extracted from the Cuyahoga County Court of Common Pleas Case Management System. The overall population of sample data was based on cases terminated in a given month excluding cases that have gone through diversion programs. A case is defined as a defendant and all charges involved in a single incident. The period for the extracted data is from July 2019.

The stages examined were:

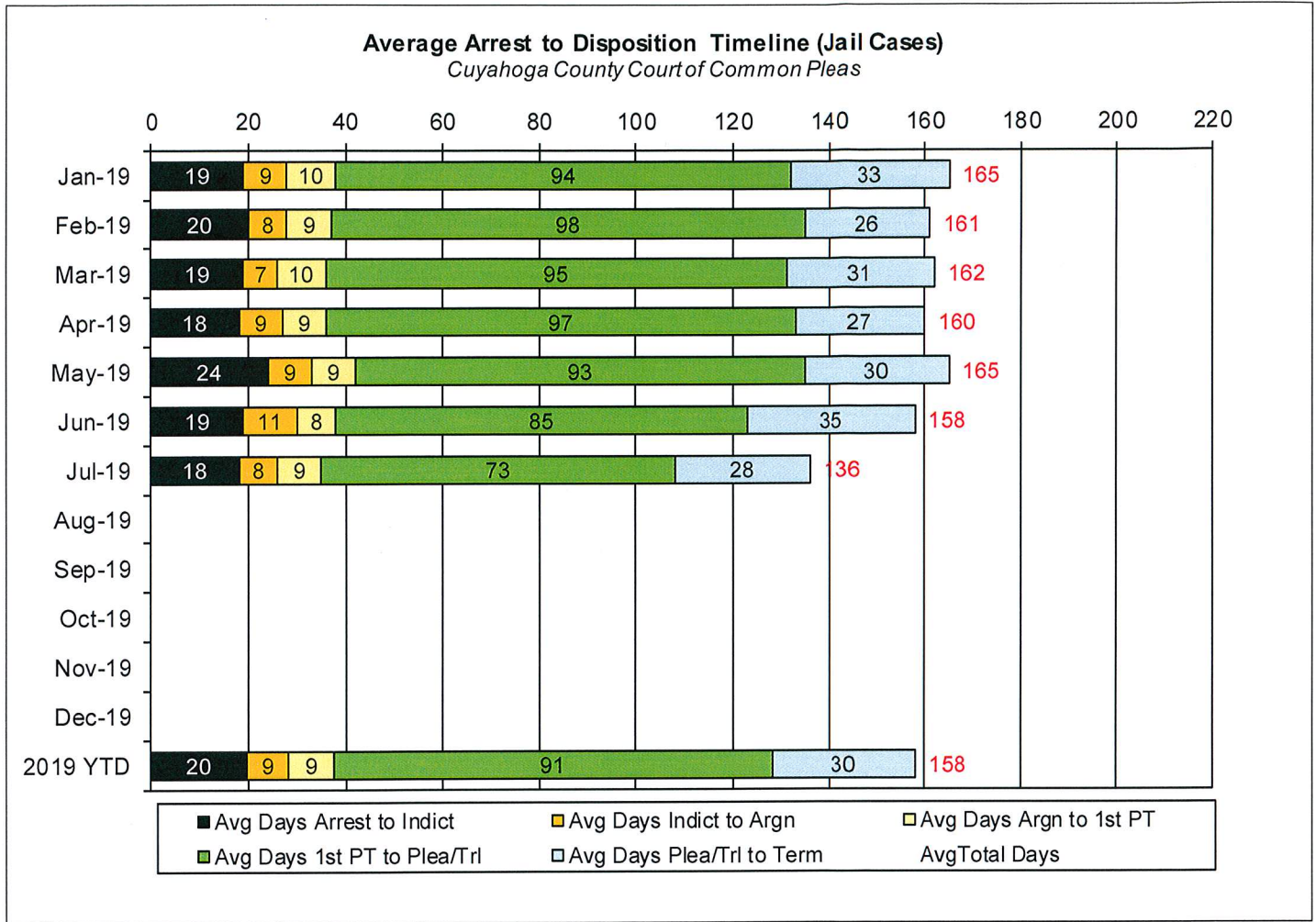
- Arrest to Indictment
- Indictment to Arraignment
- Arraignment to 1st Pre-Trial
- 1st Pre-Trial to Plea/Trial
- Plea/Trial to Termination

Due to the fact that each case may or may not have all of the stage date elements, a method to arrive at stage averages was applied. For a case to be included in the average for a stage there would need to be both dates for the given stage. A case would be included in the Arrest to Indictment stage if both arrest date and indictment date were available. This method was applied to each of the five stages. Next we calculated the total number of cases that met the date criteria for each of the ranges and also the total number of days between each date. To arrive at an average, the total number of days for each case in each range was calculated and divided by the total number of cases that met the date criteria. If a case had a time period or periods where the defendant was capiased or referred to the Psych Clinic, that amount of time was subtracted from the appropriate range. For re-indicted cases, the original arrest date is used.

The following three charts are for Jail, Non-Jail and combined Jail and Non-Jail cases. Jail and Non-Jail cases are defined by the posting of bond prior to plea or trial.

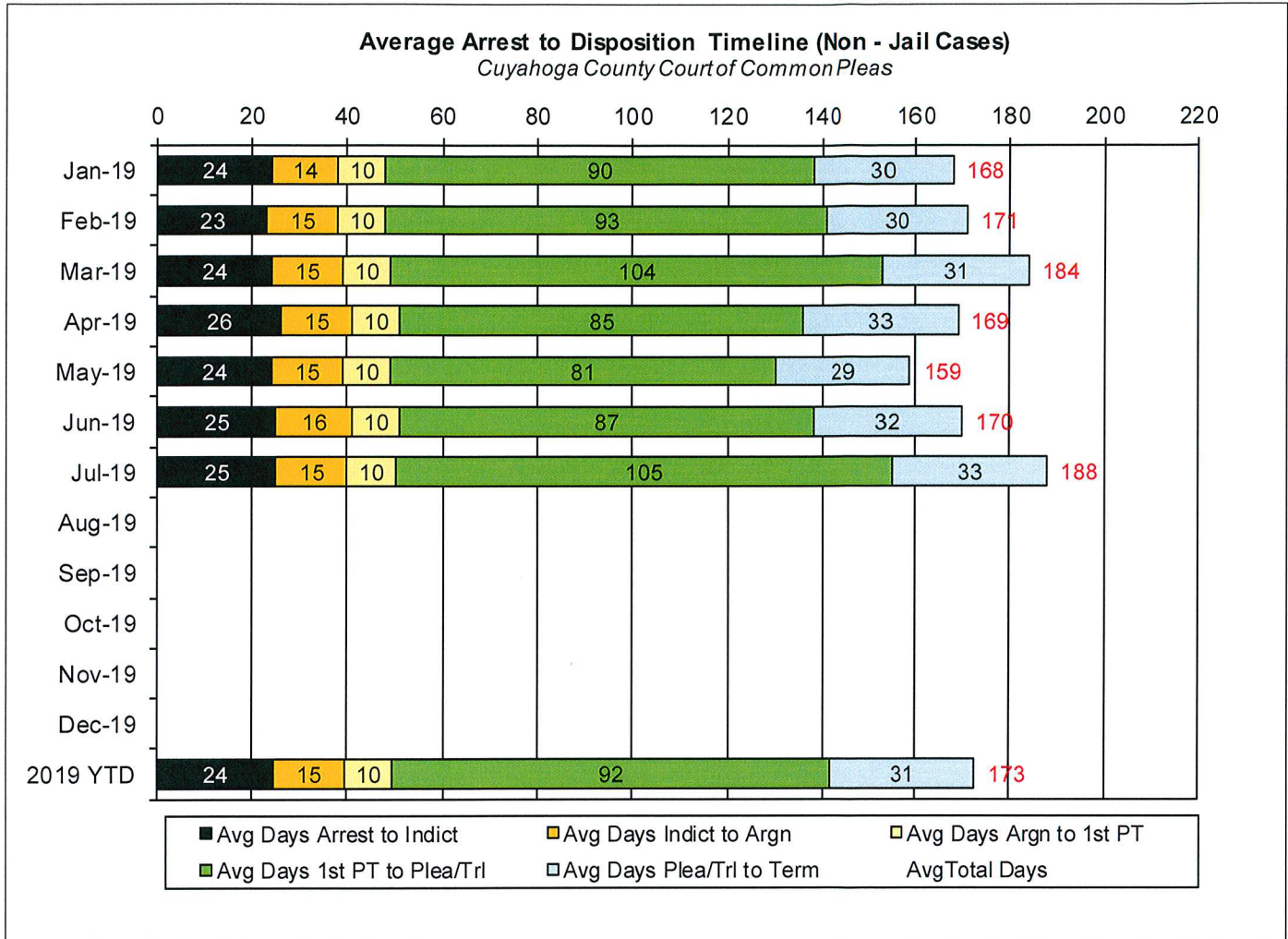
CUYAHOGA COUNTY COMMON PLEAS COURT

Average Arrest to Disposition Timeline (Jail Cases)



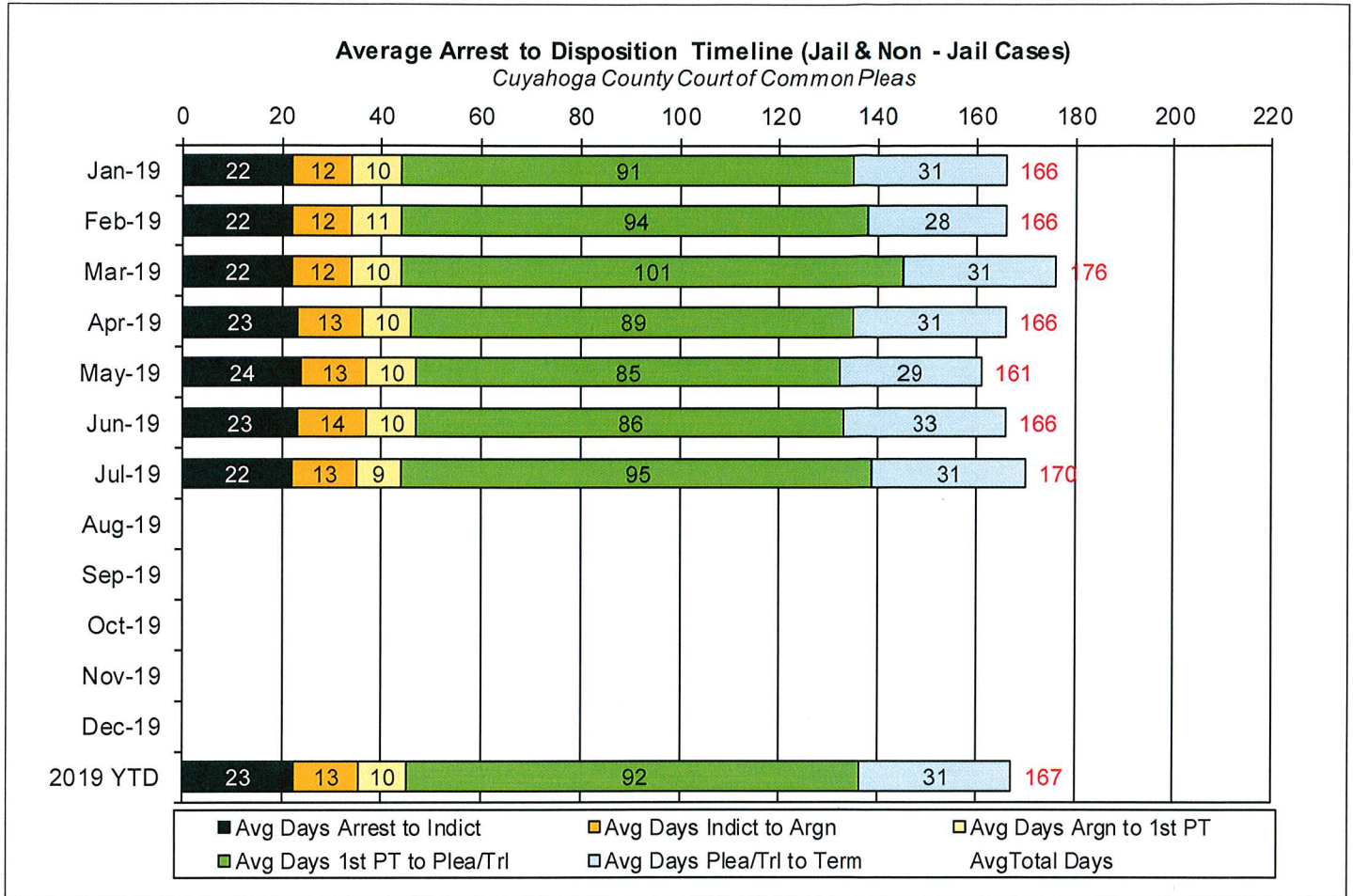
CUYAHOGA COUNTY COMMON PLEAS COURT

Average Arrest to Disposition Timeline (Non-Jail Cases)



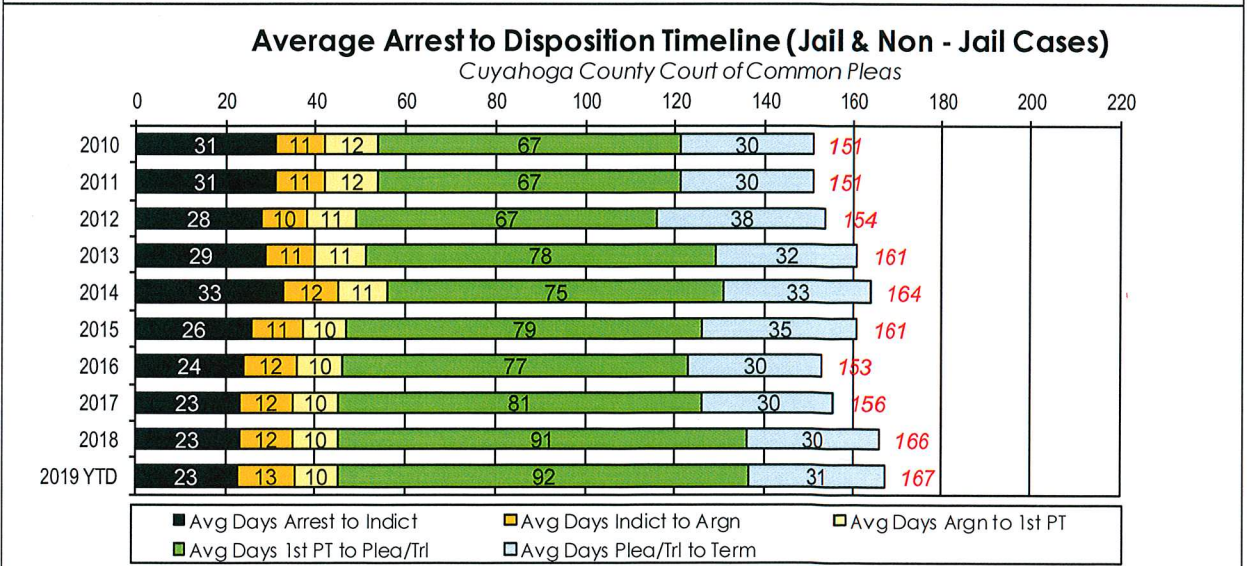
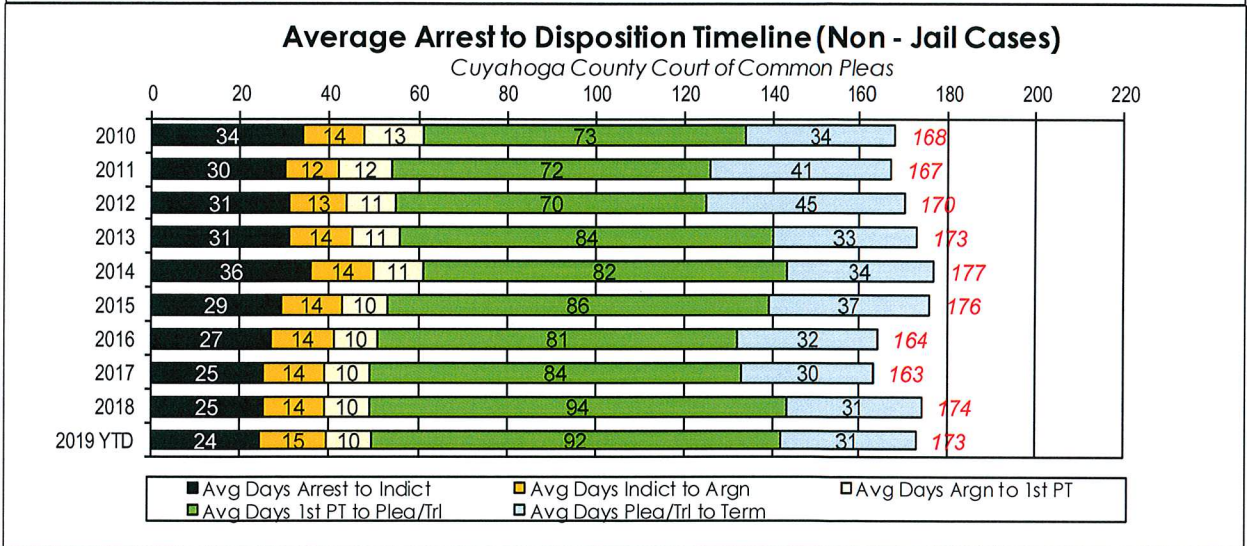
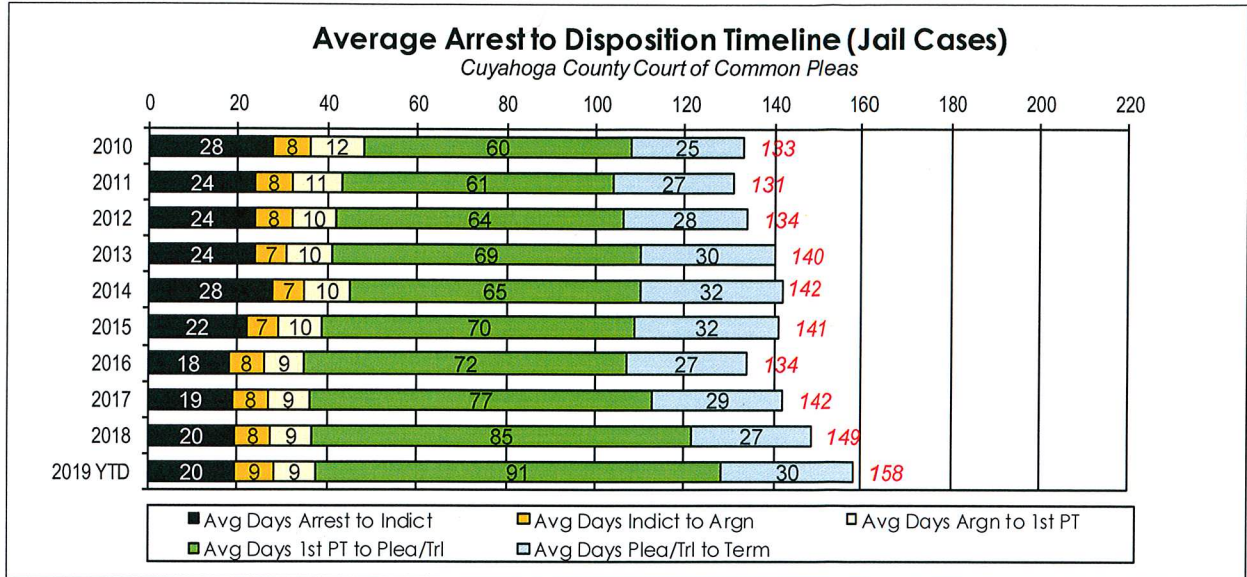
CUYAHOGA COUNTY COMMON PLEAS COURT

Average Arrest to Disposition Timeline (Jail and Non-Jail Cases)



CUYAHOGA COUNTY COMMON PLEAS COURT

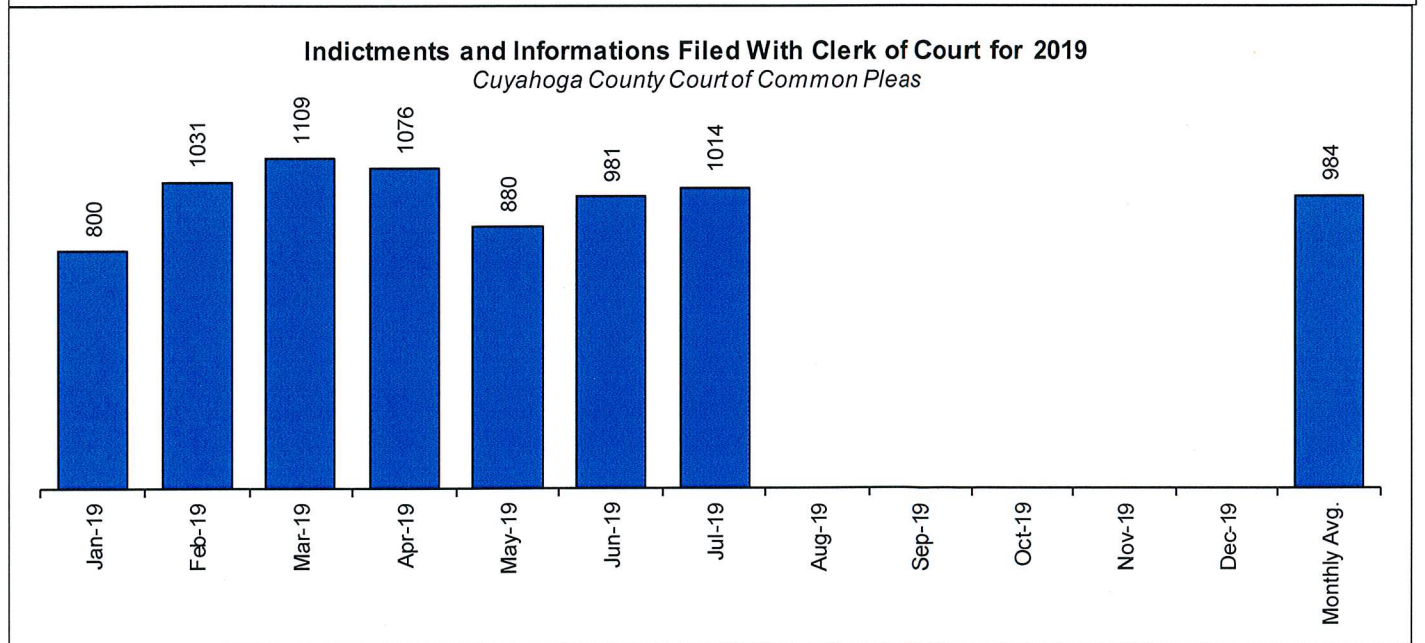
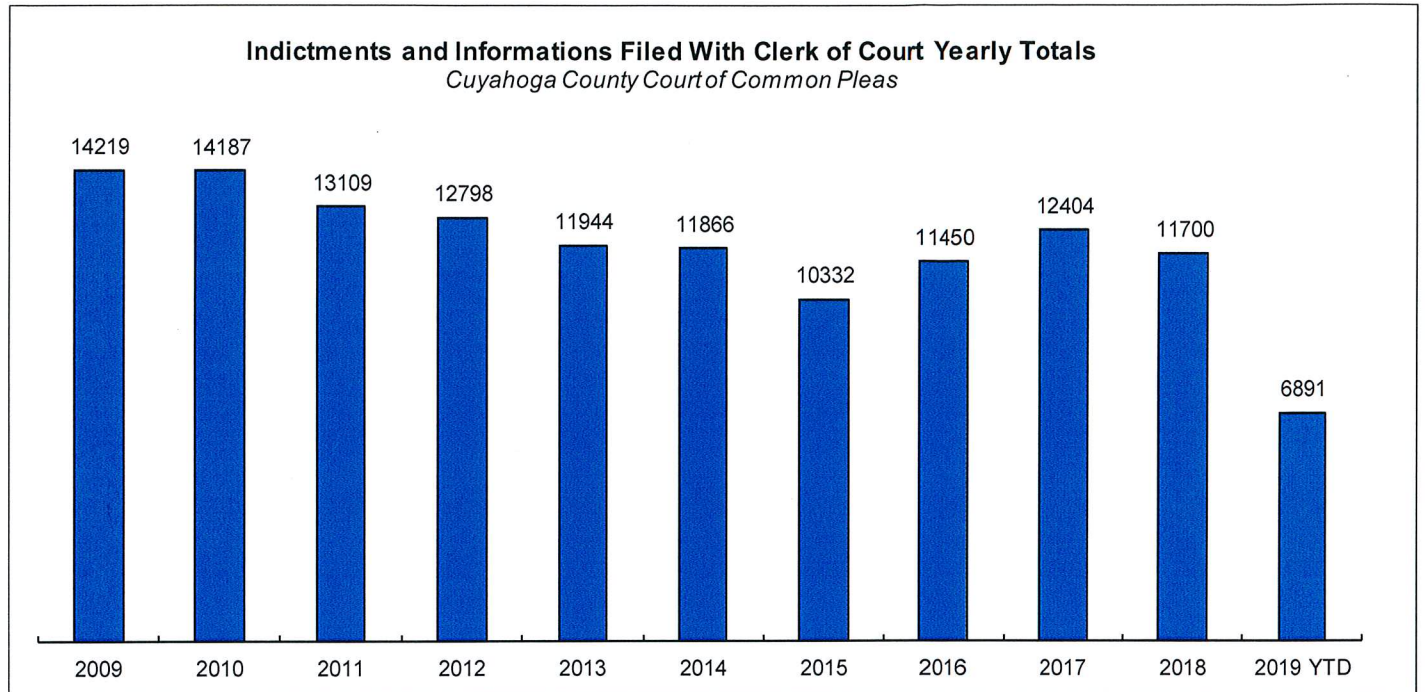
Yearly Average Arrest to Disposition Timeline



CUYAHOGA COUNTY COMMON PLEAS COURT

Indictments and Informations Filed With the Clerk of Courts

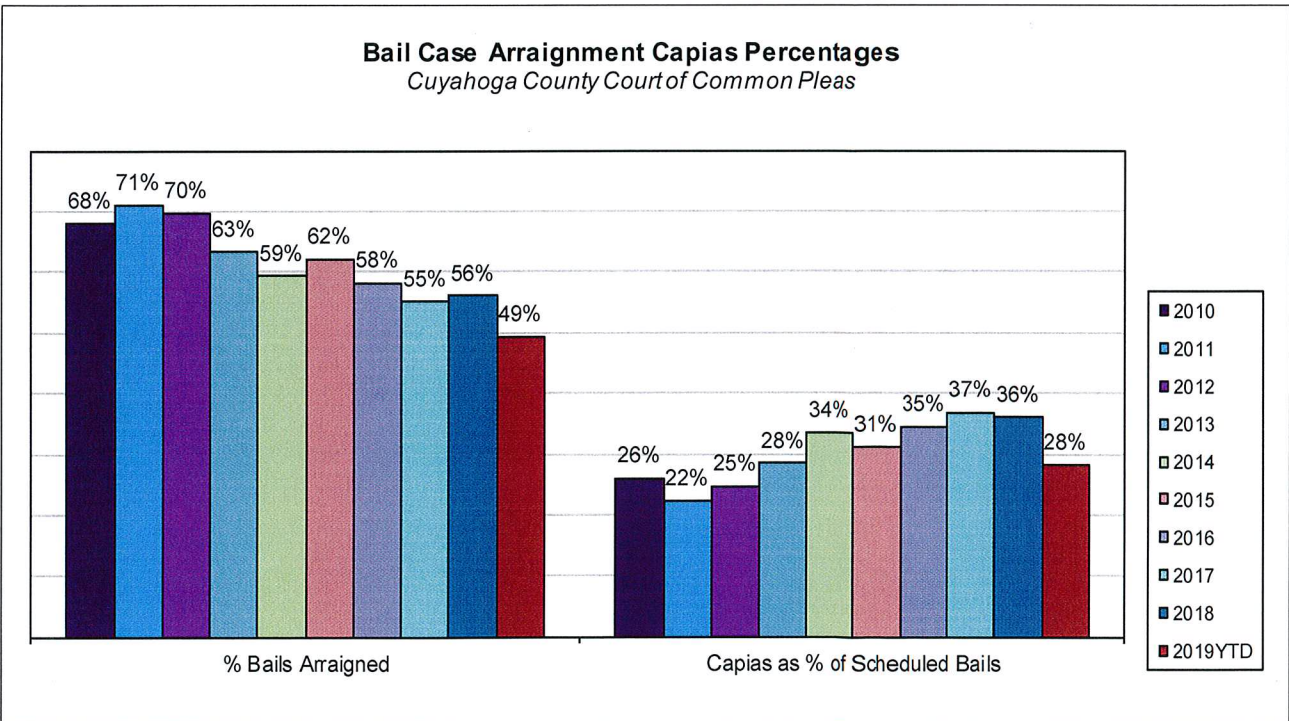
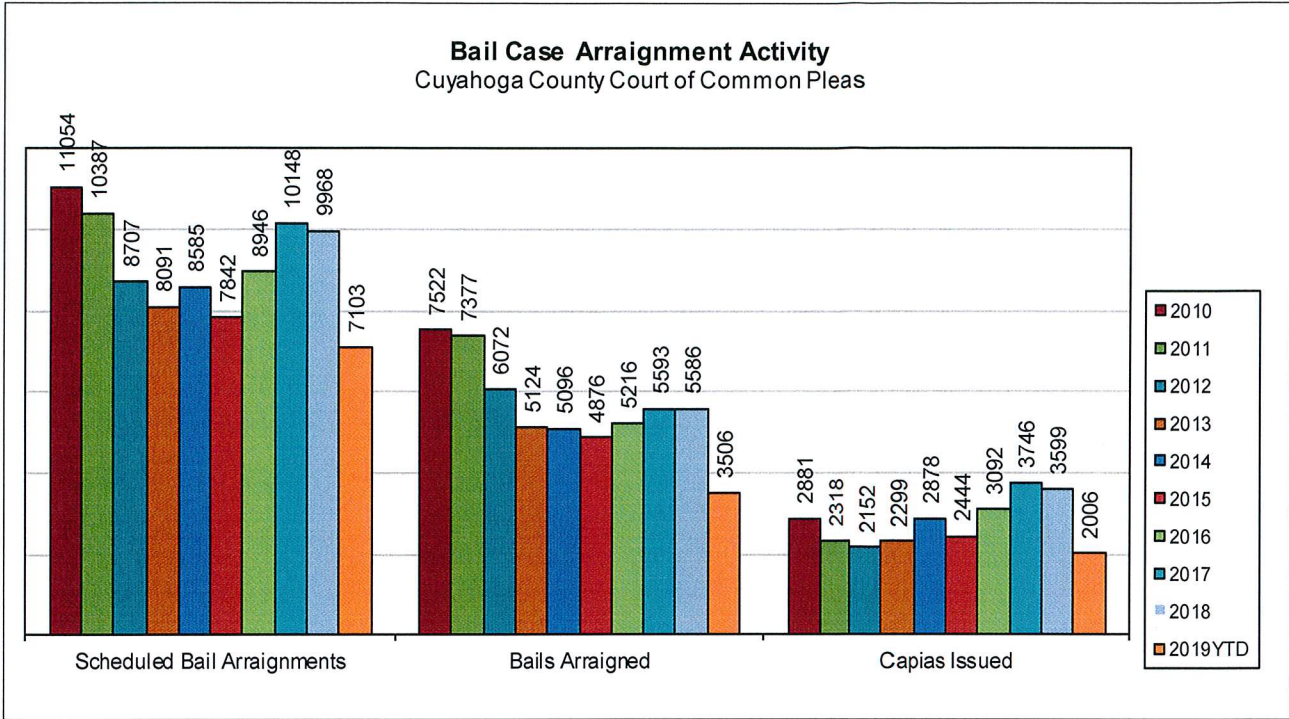
The following charts are reflective of Indictments and Informations filed with the Criminal Clerk of Courts from 2000. The source for this information was the Criminal Clerk's Office.



CUYAHOGA COUNTY COMMON PLEAS COURT

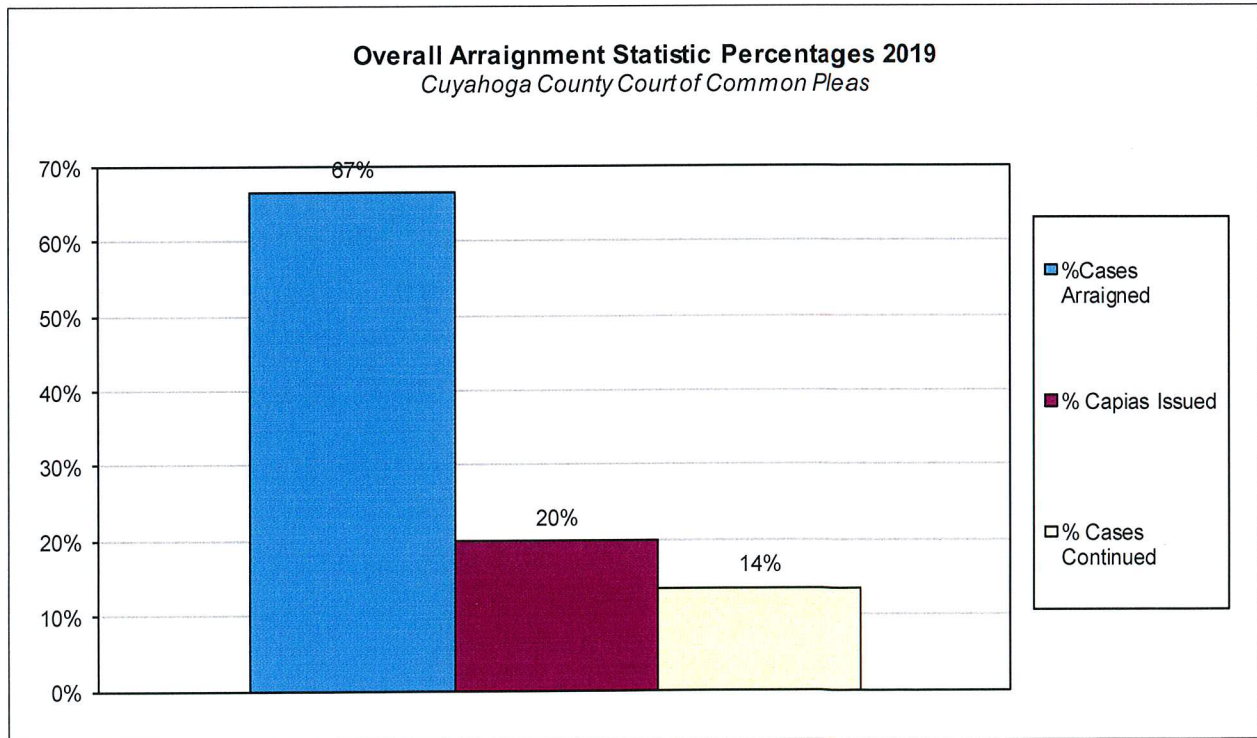
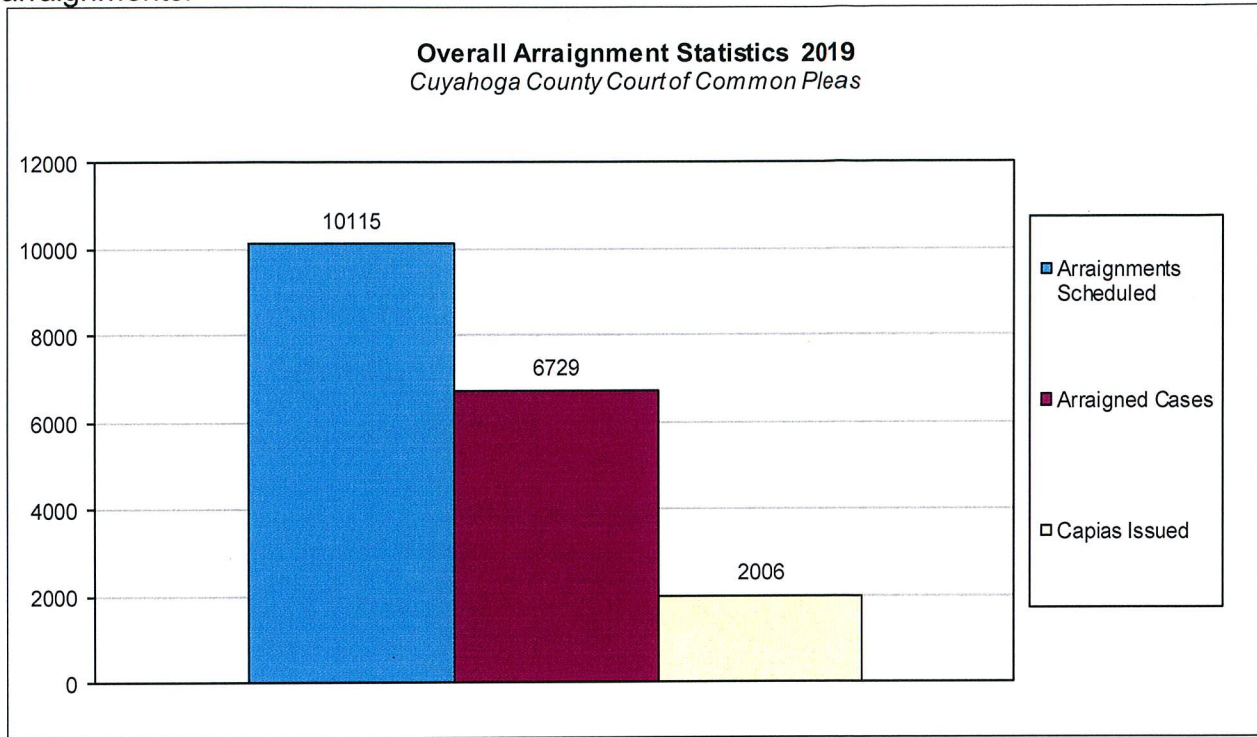
Bail Case Arraignment Activity

The following charts are reflective of arraignment activity where the defendant was not incarcerated at the time of arraignment. The source for this information was the Criminal Records Department.



Overall Arraignment Statistics

The arraignment statistics were provided by the Criminal Records Department. They are provided to give a representation of arraignment activity in the Court in 2019. These statistics include jail and non – jail arraignments.



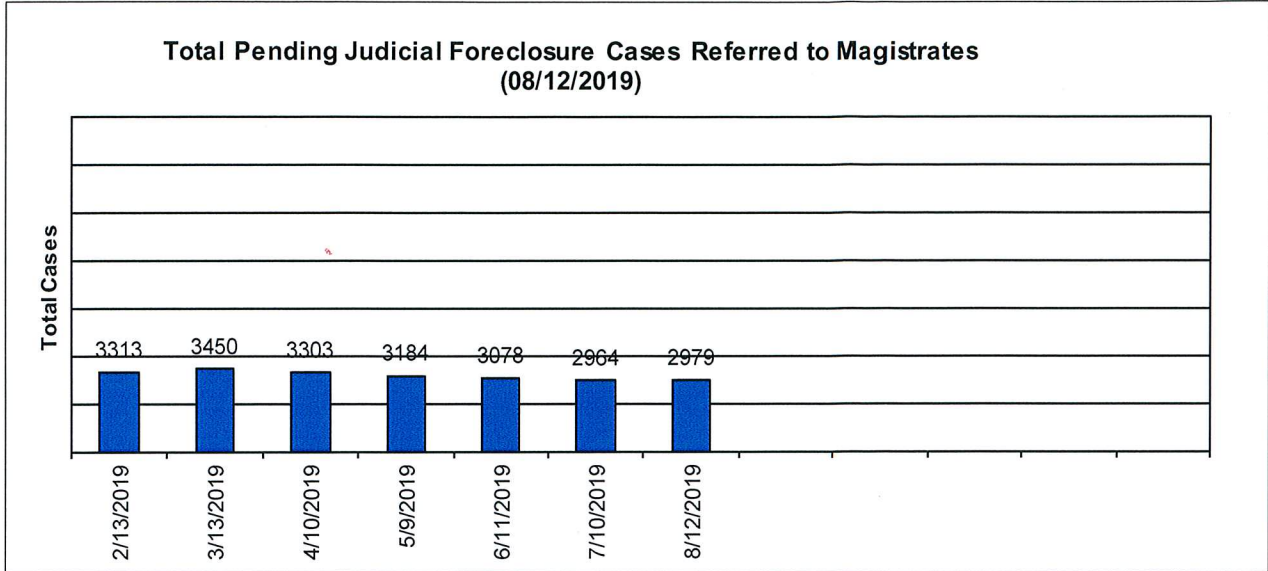
Judicial Foreclosure Statistics¹

¹ For clarification purposes, Foreclosure cases in this report are identified as Judicial Foreclosure filings (filing codes 1460 (Foreclosure Marsh. Of Lien), 1465(Tax Lien), 1466 (Tax Certificate), 1470 (Quiet Title), and 1480 (Partition)). These cases are different from Board of Revision Foreclosures, which are not reported here.

CUYAHOGA COUNTY COMMON PLEAS COURT

Total Pending Judicial Foreclosure Cases Referred to Magistrates

The following chart is a display of the total number of pending Judicial Foreclosure cases referred to the Magistrates on specific dates. The table below shows the number of these cases pending from each year since 2005.




	As of:	2/13/2019	3/13/2019	4/10/2019	5/9/2019	6/11/2019	7/10/2019	8/12/2019					
Year													
1993			1	1	1	0	0	0					
2005		1	1	1	1	1	0	0					
2006		0	0	0	0	1	0	0					
2007		0	0	0	0	0	0	0					
2008		0	0	0	0	0	0	0					
2009		1	1	1	1	1	0	0					
2010		3	3	3	2	2	0	0					
2011		4	3	3	3	3	2	1					
2012		3	3	3	3	2	1	1					
2013		4	4	5	3	3	3	2					
2014		15	15	15	14	14	12	12					
2015		20	19	16	15	14	9	9					
2016		58	49	43	35	29	24	22					
2017		218	195	156	137	108	93	78					
2018		2536	2237	1872	1525	1183	922	741					
2019		450	919	1184	1444	1717	1898	2113					
Total		3313	3450	3303	3184	3078	2964	2979					

CUYAHOGA COUNTY COMMON PLEAS COURT

Total Pending Tax Lien & Certificate Cases Referred to Magistrates

The following chart is a display of the number of pending tax Judicial Foreclosure cases referred to the Magistrates on specific dates. The table below shows the number of pending tax Judicial Foreclosure cases in each year since 2005.




	As of:	2/13/2019	3/13/2019	4/10/2019	5/9/2019	6/11/2019	7/10/2019	8/12/2019					
Year													
2005		0	0	0	0	0	0	0					
2006		0	0	0	0	0	0	0					
2007		0	0	0	0	0	0	0					
2008		0	0	0	0	0	0	0					
2009		1	1	1	1	1	0	0					
2010		1	1	1	0	0	0	0					
2011		3	2	2	2	2	1	1					
2012		3	3	3	3	2	1	1					
2013		2	2	3	2	1	1	1					
2014		5	6	6	6	7	5	5					
2015		3	4	3	4	4	2	2					
2016		9	7	6	4	3	1	1					
2017		28	26	20	12	9	10	10					
2018		1047	903	730	607	460	349	270					
2019		60	291	355	453	613	693	811					
Total		1162	1246	1130	1094	1102	1063	1102					

CUYAHOGA COUNTY COMMON PLEAS COURT

Percentage of Pending Judicial Foreclosure Cases By Filing Year

The following chart is a representation of the total number of pending Judicial Foreclosure cases by filing year expressed as a percentage on a specific date. The table below is the supporting data for this chart.

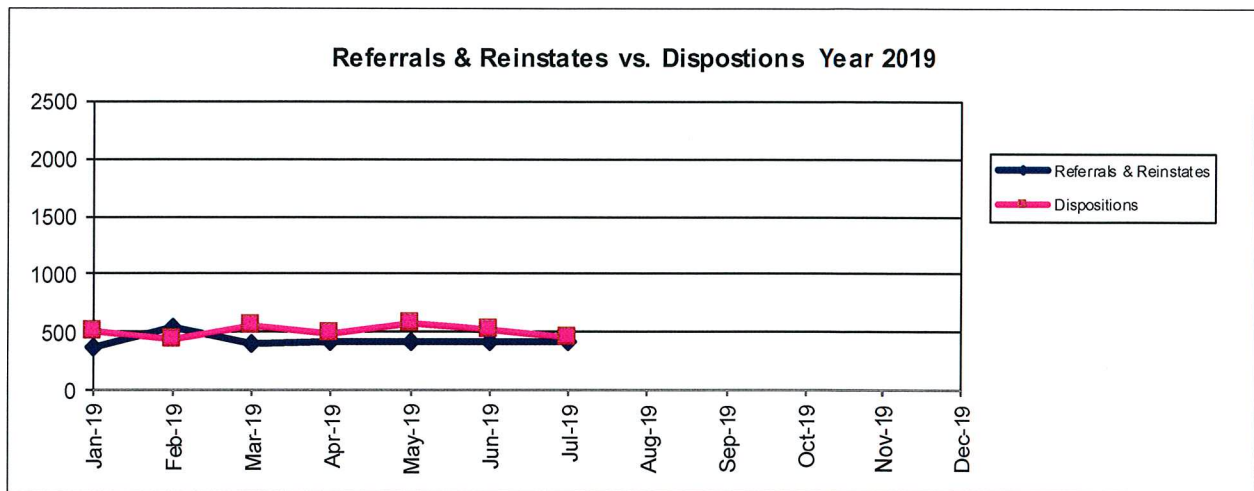



	As of:	8/12/2019	% of Total
Year			
1993		0	0.00%
2005		0	0.00%
2006		0	0.00%
2007		0	0.00%
2008		0	0.00%
2009		0	0.00%
2010		0	0.00%
2011		1	0.03%
2012		1	0.03%
2013		2	0.07%
2014		12	0.40%
2015		9	0.30%
2016		22	0.74%
2017		78	2.62%
2018		741	24.87%
2019		2113	70.93%
Total		2979	100.00%

CUYAHOGA COUNTY COMMON PLEAS COURT

Judicial Foreclosure Clearance Rate Year 2019

The Clearance Rate is the number of outgoing cases as a percentage of the number of incoming cases. Clearance rate measures whether the court is keeping up with its incoming caseload. If cases are not disposed in a timely manner, a backlog of cases awaiting disposition will grow. A Clearance Rate of 100% indicates that at least as many cases as have been filed, reopened, or reactivated in a period have been disposed.

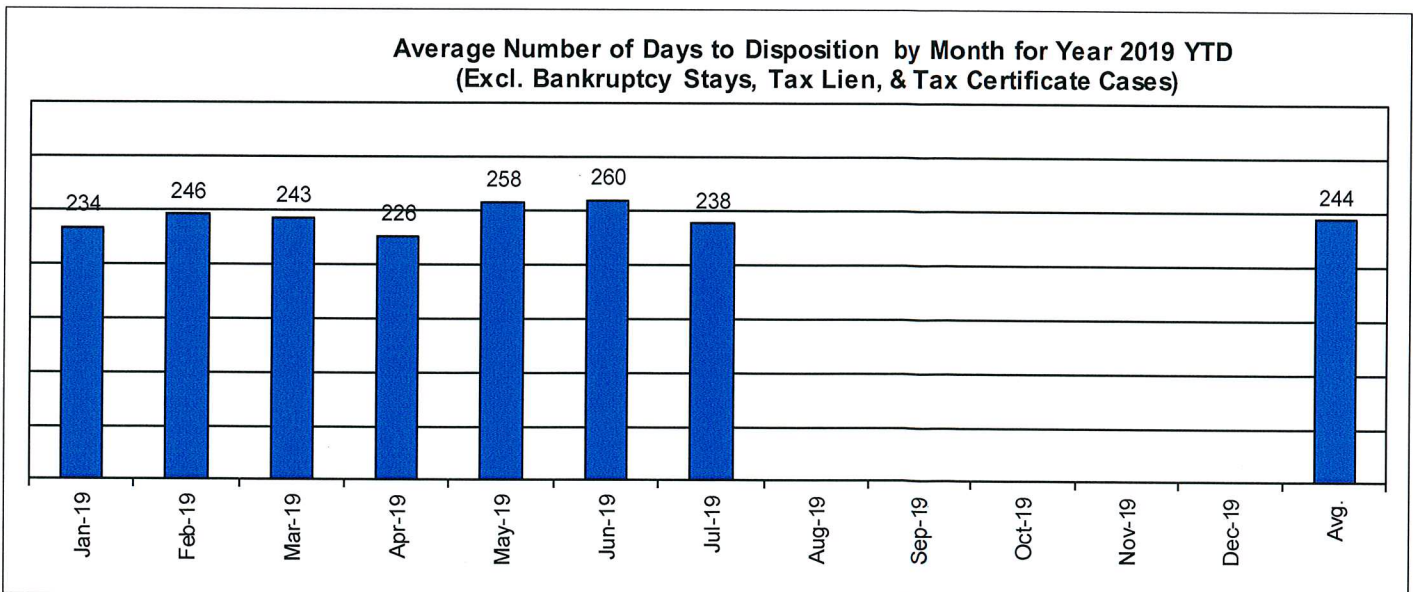
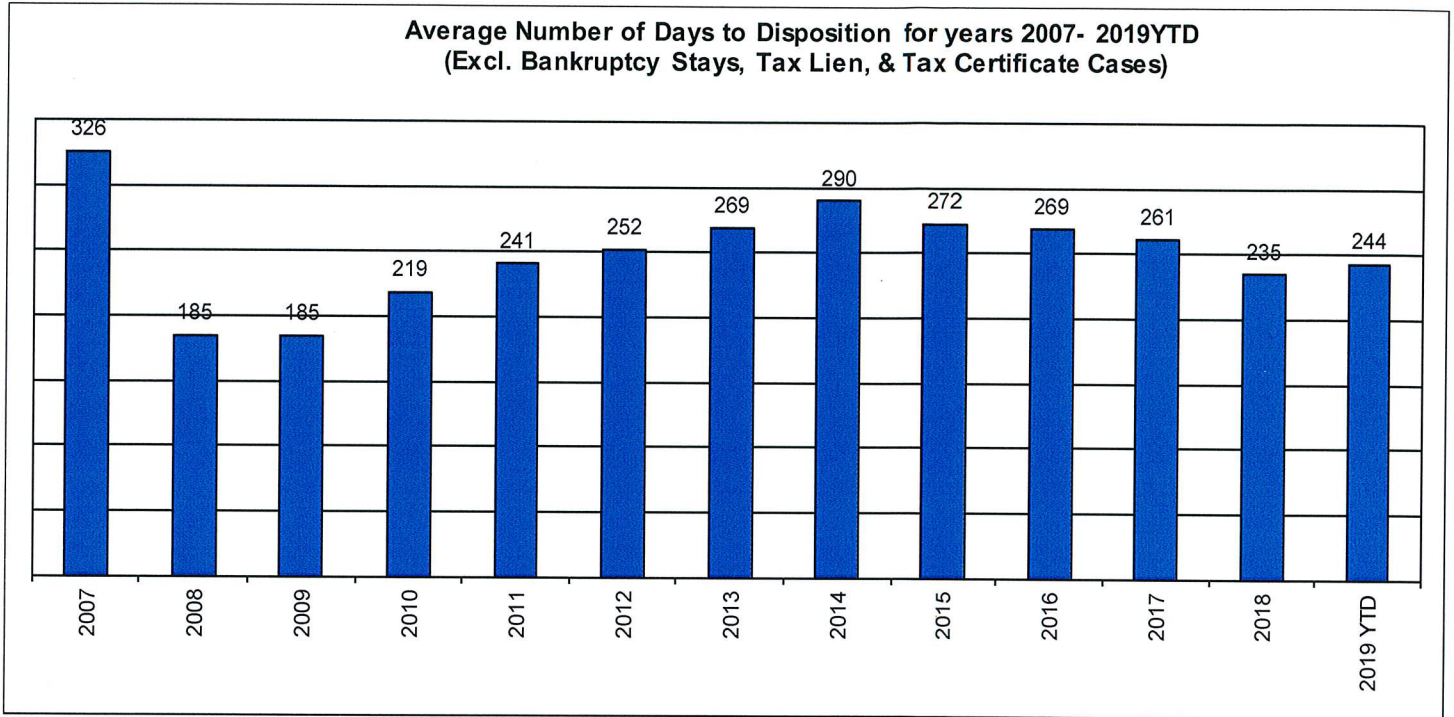


	Referrals & Reinstates	Dispositions	Clearance Rate
Jan-19	363	508	140%
Feb-19	537	441	82%
Mar-19	406	555	137%
Apr-19	421	481	114%
May-19	416	578	139%
Jun-19	415	518	125%
Jul-19	413	458	111%
Aug-19			
Sep-19			
Oct-19			
Nov-19			
Dec-19			
Avg	424	506	119%
Total	2971	3539	

CUYAHOGA COUNTY COMMON PLEAS COURT

Avg. Number of Days to Disp. (Excl. Bank. Stays & Tax Lien & Tax Cert.)

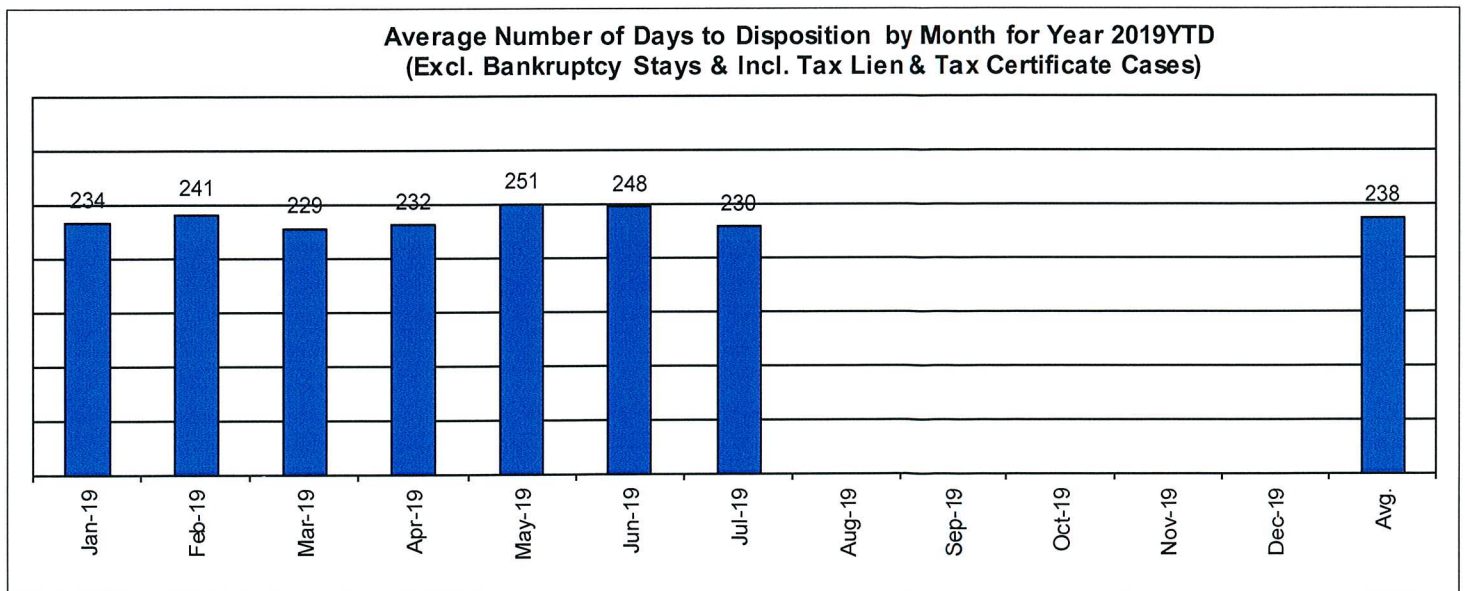
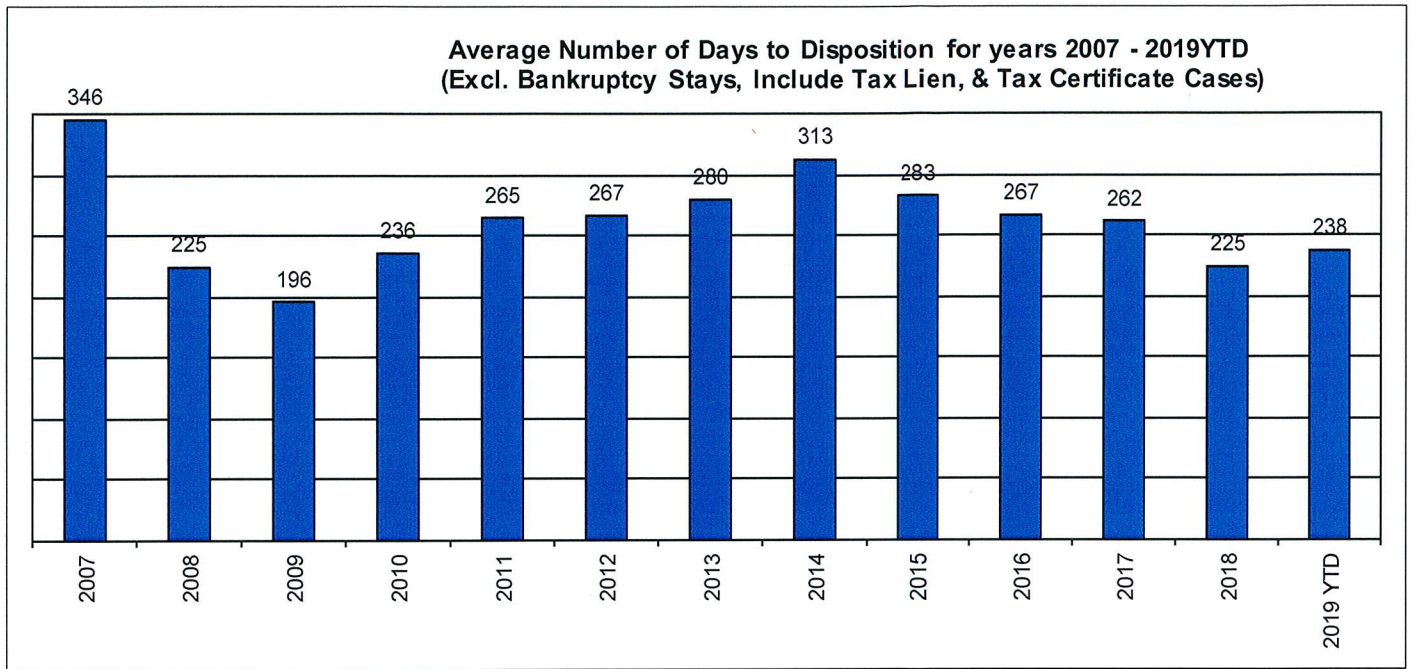
The average number of days to disposition is the number of days from filing to a final disposition entry being filed with the Clerk of Court. The data sample is based on all judicial foreclosure cases terminated by decree or dismissal (cases terminated by bankruptcy are not included) in a month. Each case is examined to determine the number of days between filing and termination with the periods that a case may have been in bankruptcy subtracted. Adding the total days of all of the cases minus bankruptcy periods and dividing by the total number of cases calculates the average. In the following chart, tax judicial foreclosure cases are excluded.



CUYAHOGA COUNTY COMMON PLEAS COURT

Avg. Number of Days to Disp. (Excl. Bank. Stays & Incl. Tax Lien & Tax Cert.)

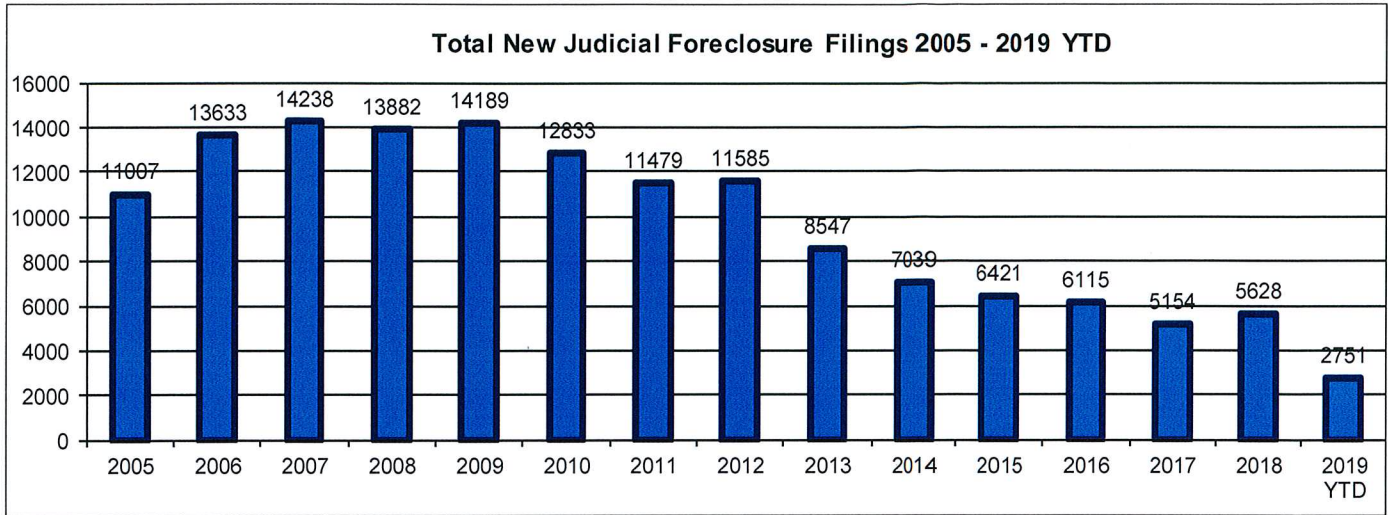
The average number of days to disposition is the number of days from filing to a final disposition entry being filed with the Clerk of Court. The data sample is based on all Judicial Foreclosure cases terminated by decree or dismissal (cases terminated by bankruptcy are not included) in a month. Each case is examined to determine the number of days between filing and termination with the periods that a case may have been in bankruptcy subtracted. Adding the total days of all of the cases minus bankruptcy periods and dividing by the total number of cases calculates the average. In the following chart, all types of Judicial Foreclosure cases are included.



Total New Judicial Foreclosure Filings

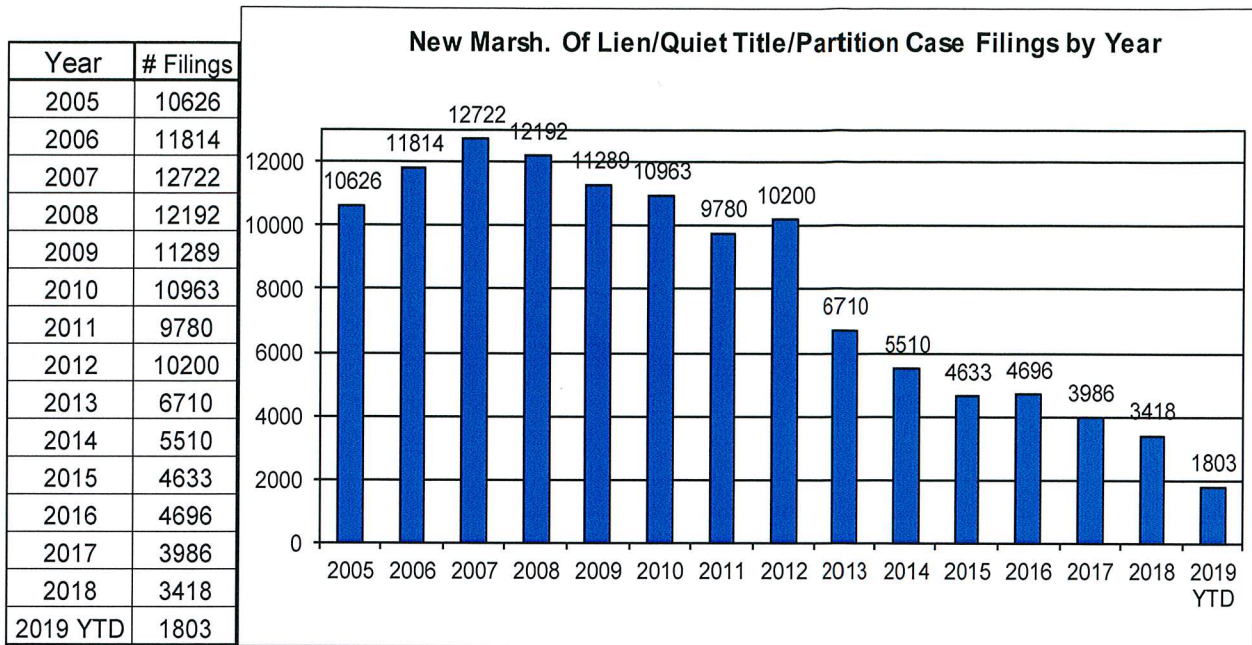
The following charts are provided as a historical view of new judicial foreclosure filings.

1. Total New Judicial Foreclosure Filings from 2005 – 2019 by year
2. Total New Marsh of Lien/Quiet Title/Partition Filings from 2005 – 2019 by month
3. Total New Tax Lien & Tax Certificate Filings for 2005 – 2019 by month
4. Total New Judicial Foreclosure Filings from 2005 – 2019 by month

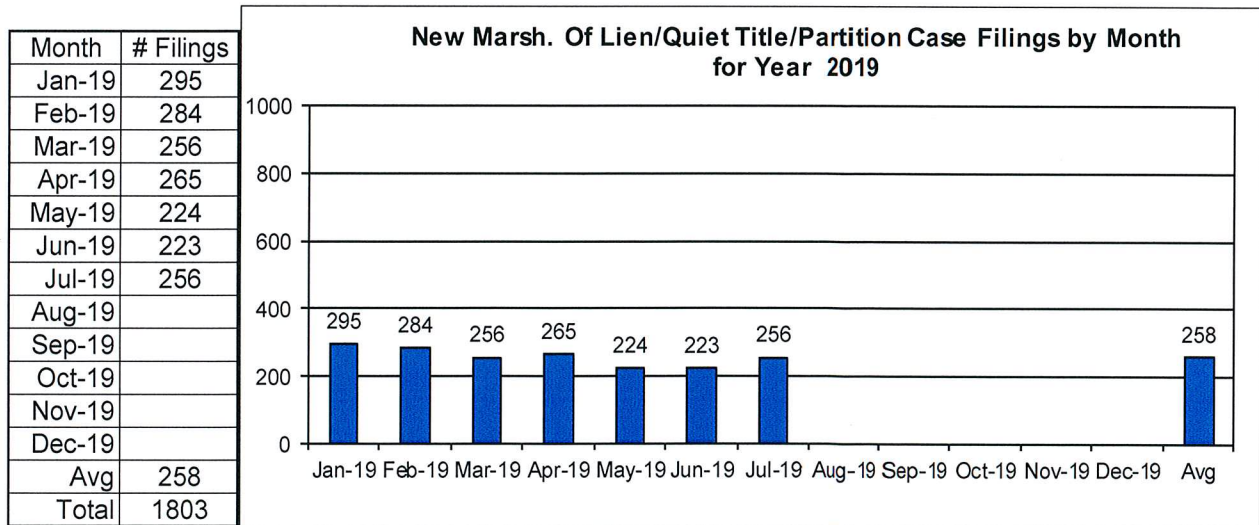


CUYAHOGA COUNTY COMMON PLEAS COURT

New Marsh of Lien/Quiet Title/Partition Case Filings for Years 2005 – 2019 YTD



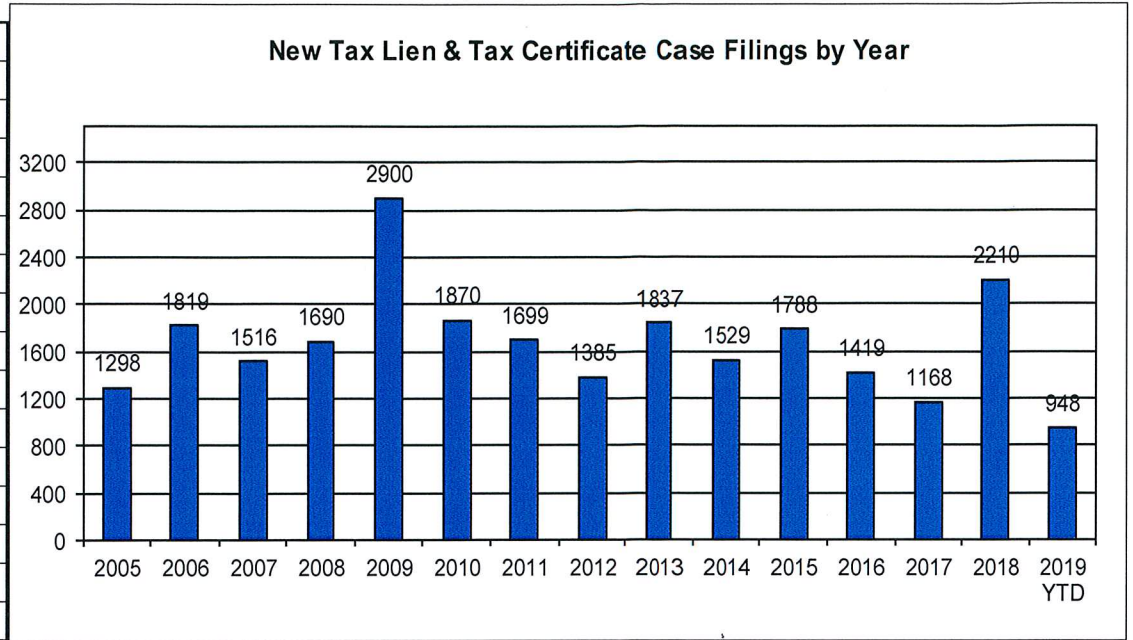
New Marsh of Lien/Quiet Title/Partition Case Filings by month for 2019 YTD



CUYAHOGA COUNTY COMMON PLEAS COURT

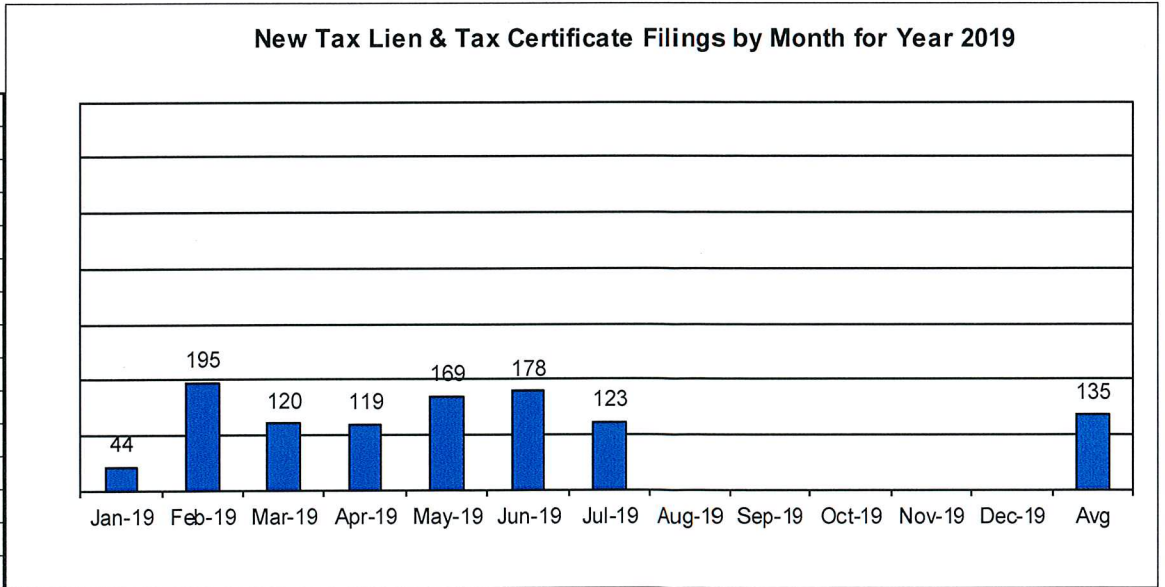
New Tax Lien & Certificate Filings for Years 2005 – 2019 YTD

Year	# Filings
2005	1298
2006	1819
2007	1516
2008	1690
2009	2900
2010	1870
2011	1699
2012	1385
2013	1837
2014	1529
2015	1788
2016	1419
2017	1168
2018	2210
2019 YTD	948



New Tax Lien & Certificate Filings by Month for Year 2019 YTD

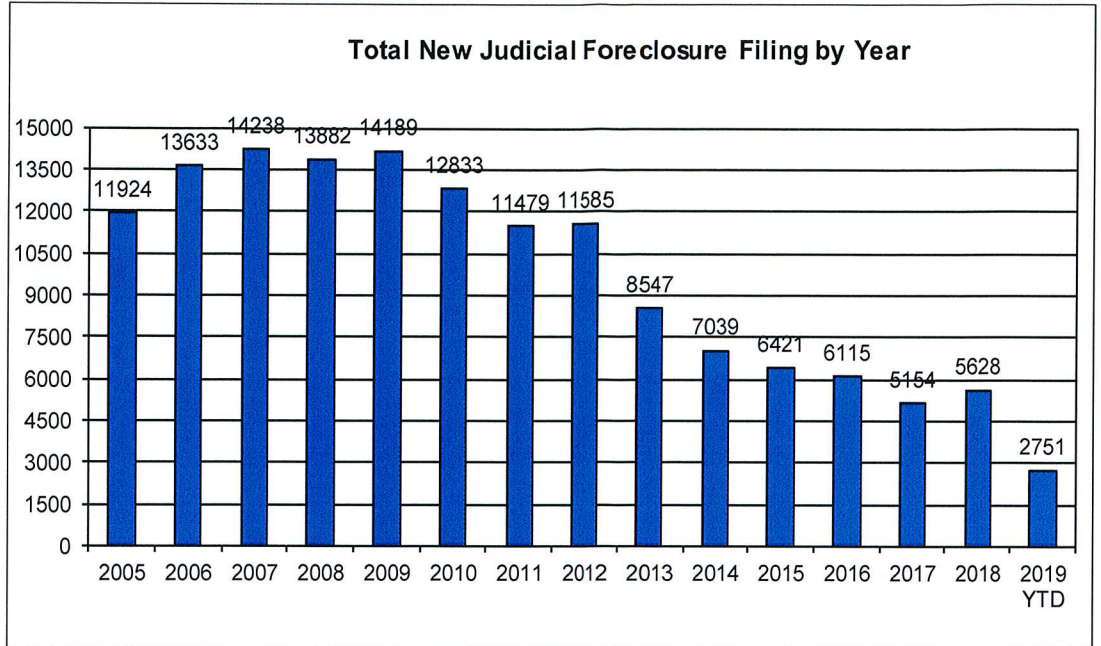
Month	# Filings
Jan-19	44
Feb-19	195
Mar-19	120
Apr-19	119
May-19	169
Jun-19	178
Jul-19	123
Aug-19	
Sep-19	
Oct-19	
Nov-19	
Dec-19	
Avg	135
Total	948



CUYAHOGA COUNTY COMMON PLEAS COURT

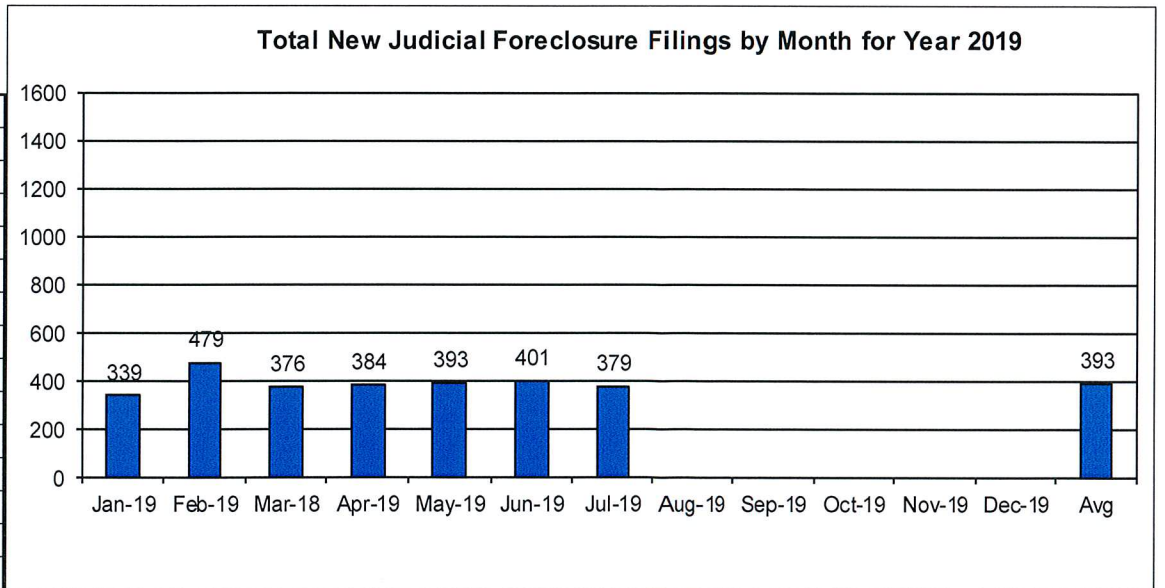
Total New Judicial Foreclosure Filings Years 2005 – 2019 YTD

Year	# Filings
2005	11924
2006	13633
2007	14238
2008	13882
2009	14189
2010	12833
2011	11479
2012	11585
2013	8547
2014	7039
2015	6421
2016	6115
2017	5154
2018	5628
2019YTD	2751



Total New Judicial Foreclosure Filings by Month for Year 2019 YTD

Month	# Filings
Jan-19	339
Feb-19	479
Mar-18	376
Apr-19	384
May-19	393
Jun-19	401
Jul-19	379
Aug-19	
Sep-19	
Oct-19	
Nov-19	
Dec-19	
Avg	393
Total	2751



Magistrate's Monthly Reports

The Magistrates' Monthly Report consists of 5 reports. Below is a description of each.

Magistrate's Monthly Supplemental Journal Entry Report (R415)

Retrieves total number of supplemental entries and Decrees of Confirmation of Sheriff's sale created during a specific period. A supplemental entry is any journal created by a magistrate, which does not close out a case. For example, any magistrate's order (MG) setting a hearing, any journal entry (JE) ruling on a motion, journals confirming Sheriff's sales, etc.).

Magistrate's Full Disposition Count by Magistrate Report (R413)

Retrieves total number of cases disposed of during a specific period. The dispositions are grouped by Magistrate and then broken down by the type of disposition (i. e. Default, Dismissed with Prejudice, Dismissed without Prejudice, etc.) This report can be printed three different ways. Including tax cases (Full Dispositions), excluding tax cases (Non-Tax Dispositions), and Tax cases only (Tax Dispositions).

Magistrate's Monthly Cases Referred/Reinstated Report (R418)

Retrieves newly filed cases referred to the Magistrates Dept. and cases previously disposed by the Magistrates Dept. that are reinstated and re-referred to the magistrates. The cases are separated by Tax (filing code 1465; Tax Judicial Foreclosure & 1466; Tax Certificate Judicial Foreclosure) and Non-Tax (1460; Judicial Foreclosure Marsh. Of Lien, 1480; Partition, 1470; Quiet Title, misc. (i. e. 1391; Contract Other, etc.).

Magistrate's Monthly Hearing Totals Report (R3146)

Retrieves total number of hearings held during one month. The hearings are grouped by Magistrate and then broken down by what type hearing was held (i. e. Default, Pretrial, etc.).

Magistrate's Monthly Case Load Report (R3147)

Retrieves individual caseload totals for individual magistrates during a specific period. The cases are grouped by magistrate and then broken down by case type (i. e. tax judicial foreclosure, tax certificate judicial foreclosure and non-tax judicial foreclosure).

CUYAHOGA COUNTY COURT OF COMMON PLEAS

DATE: 08/12/2019
TIME: 9:56 AM

OFFICE OF THE MAGISTRATES
MAGISTRATE'S MONTHLY SUPPLEMENTALS BY CASE
REPORTING PERIOD: JULY 2019

PAGE: 1
CMSR415D

SUPPLEMENTALS

AUGUSTYN	184
BAKER	155
BUCHA	118
DAY	258
DYKE	207
GONZALEZ	152
HIPPLEY	116
JACKSON	200
JACKSON	100
KLEIN	230
LUCAS	158
WEISS	191
UNACCOUNTED FOR	0

TOTAL	2069
--------------	-------------

CONFIRMATIONS

TOTAL	1
--------------	----------

Full Disposition Count by Magistrate

REPORTING PERIOD: FROM 07/01/2019 TO 07/31/2019

DATE: 08/12/2019

TIME: 9:57 AM

MagID	Dispose Type	Tax Cert.	Tax Treas.	Total		
KCA					Decrees	282
	Bank	0	0	3	Defaults	130
	Def	0	0	8	Other	152
	Dism	1	3	10	Court Trial	0
	Ref. Vacate	0	0	0	Dismissals	144
	Court Trial	0	0	0	Bankruptcy	32
	Other	0	6	11	Ref. Vacated	0
	MAG'S TOTAL	1	9	<u>32</u>	Grand Total	458
GDB						
	Bank	0	0	3		
	Def	0	0	0		
	Dism	0	0	10		
	Ref. Vacate	0	0	0		
	Court Trial	0	0	0		
	Other	0	1	1		
	MAG'S TOTAL	0	1	<u>14</u>		
SMB						
	Bank	0	1	1		
	Def	1	0	7		
	Dism	0	2	5		
	Ref. Vacate	0	0	0		
	Court Trial	0	0	0		
	Other	0	8	13		
	MAG'S TOTAL	1	11	<u>26</u>		
CED						
	Bank	0	1	3		
	Def	3	0	20		
	Dism	0	4	12		
	Ref. Vacate	0	0	0		
	Court Trial	0	0	0		
	Other	2	8	12		
	MAG'S TOTAL	5	13	<u>47</u>		
JTD						
	Bank	0	0	2		
	Def	0	0	6		
	Dism	0	2	9		
	Ref. Vacate	0	0	0		
	Court Trial	0	0	0		
	Other	1	11	21		
	MAG'S TOTAL	1	13	<u>38</u>		
TG						
	Bank	1	0	6		
	Def	0	0	16		
	Dism	1	2	18		
	Ref. Vacate	0	0	0		
	Court Trial	0	0	0		
	Other	0	11	16		
	MAG'S TOTAL	2	13	<u>56</u>		
KH						
	Bank	0	0	1		
	Def	0	0	8		
	Dism	1	3	18		
	Ref. Vacate	0	0	0		
	Court Trial	0	0	0		
	Other	0	7	11		
	MAG'S TOTAL	1	10	<u>38</u>		
ARJ						
	Bank	0	0	3		
	Def	1	0	23		
	Dism	0	7	14		

DATE: 08/12/2019
TIME: 9:57 AM

CUYAHOGA COUNTY COURT OF COMMON PLEAS
OFFICE OF THE MAGISTRATES
Full Disposition Count by Magistrate
REPORTING PERIOD: FROM 07/01/2019 TO 07/31/2019

PAGE: 2
CMSR413

MagID	Dispose Type	Tax Cert.	Tax Treas.	Total
	Ref. Vacate	0	0	0
	Court Trial	0	0	0
	Other	1	20	29
	<u>MAG'S TOTAL</u>	2	27	<u>69</u>

JLJ				
	Bank	0	1	1
	Def	1	0	9
	Dism	0	4	12
	Ref. Vacate	0	0	0
	Court Trial	0	0	0
	Other	1	4	7
	<u>MAG'S TOTAL</u>	2	9	<u>29</u>

MK				
	Bank	0	1	6
	Def	0	0	16
	Dism	2	1	12
	Ref. Vacate	0	0	0
	Court Trial	0	0	0
	Other	0	12	18
	<u>MAG'S TOTAL</u>	2	14	<u>52</u>

PL				
	Bank	0	2	3
	Def	0	0	0
	Dism	1	7	20
	Ref. Vacate	0	0	0
	Court Trial	0	0	0
	Other	0	2	2
	<u>MAG'S TOTAL</u>	1	11	<u>25</u>

CW				
	Bank	0	0	0
	Def	0	0	17
	Dism	0	0	4
	Ref. Vacate	0	0	0
	Court Trial	0	0	0
	Other	0	9	11
	<u>MAG'S TOTAL</u>	0	9	<u>32</u>

CUYAHOGA COUNTY COURT OF COMMON PLEAS

DATE: 08/12/2019
 TIME: 09:58 AM

OFFICE OF THE MAGISTRATES
 MAGISTRATE'S MONTHLY REF/REIN CASES
 FROM 07/01/2019 TO 07/31/2019

CMSR418

MAGISTRATE	NEW REFERRALS				REINSTATED			
	Tax Treas.	Tax Cert.	Non-Tax	Total	Tax Treas.	Tax Cert.	Non-Tax	Total
<u>AUGUSTYN/KEVIN/C</u>	6	1	26	33	0	0	1	1
<u>BAKER/GAIL/D</u>	9	0	23	32	0	0	0	0
<u>BUCHA/STEPHEN/M</u>	7	0	16	23	1	0	0	1
<u>DAY/CHRISTOPHER/E</u>	14	0	32	46	1	0	2	3
<u>DYKE/JOHN/T</u>	9	0	16	25	0	0	1	1
<u>GONZALEZ/TRACEY/</u>	15	2	22	39	0	0	2	2
<u>HIPPLEY/KEVIN/</u>	10	1	27	38	0	0	3	3
<u>JACKSON/AMY/R</u>	9	0	32	41	1	0	2	3
<u>JACKSON/JIM/L</u>	11	0	23	34	0	0	0	0
<u>KLEIN/MONICA/</u>	10	0	15	25	0	0	1	1
<u>LUCAS/PAUL/</u>	9	1	24	34	0	0	0	0
<u>WEISS/CAROL/</u>	6	0	22	28	0	0	0	0
<u>TOTAL</u>	115	5	278	398	3	0	12	15
<u>COMBINED TOTAL</u>	413							

CUYAHOGA COUNTY COURT OF COMMON PLEAS

OFFICE OF THE MAGISTRATES

MAG MONTHLY HEARING TOTALS

Reporting Period: July 2019

DATE: 08/12/2019
TIME: 09:58 AM

PAGE: 1
CMSR3146

Monthly Hearing Total 441

AUGUSTYN
 Default Hearings 15
 Tax Hearings 9
 Pretrials 16

 TOTAL: 40

BAKER
 Default Hearings 34
 Tax Hearings 10
 Pretrials 7

 TOTAL: 51

BUCHA
 Default Hearings 8
 Tax Hearings 7
 Pretrials 11

 TOTAL: 26

DAY
 Default Hearings 26
 Tax Hearings 11
 Pretrials 9

 TOTAL: 46

DYKE
 Default Hearings 14
 Tax Hearings 6
 Pretrials 2

 TOTAL: 22

GONZALEZ
 Default Hearings 22
 Tax Hearings 10
 Pretrials 0

 TOTAL: 32

HIPPLEY
 Default Hearings 18
 Tax Hearings 16
 Pretrials 4

 TOTAL: 38

JACKSON
 Default Hearings 10
 Tax Hearings 10
 Pretrials 9

 TOTAL: 29

JACKSON
 Default Hearings 16
 Tax Hearings 15
 Pretrials 24

 TOTAL: 55

KLEIN
 Default Hearings 14
 Tax Hearings 8
 Pretrials 12

 TOTAL: 34

CUYAHOGA COUNTY COURT OF COMMON PLEAS

OFFICE OF THE MAGISTRATES
MAG MONTHLY HEARING TOTALS
Reporting Period: July 2019

DATE: 08/12/2019
TIME: 09:58 AM

PAGE: 2
CMSR3146

TOTAL:	34
LUCAS	
Default Hearings	20
Tax Hearings	15
Pretrials	10
<hr/>	
TOTAL:	45
WEISS	
Default Hearings	15
Tax Hearings	5
Pretrials	3
<hr/>	
TOTAL:	23

CUYAHOGA COUNTY COURT OF COMMON PLEAS

DATE: 08/12/2019
 TIME: 9:58 AM

Office of the Magistrates
 Magistrate's Monthly Case Load
 MONTH: JULY 2019

PAGE: 1
 CMSR3147

Magistrate Name	Non Tax Total	Tax Cert.	Tax Treas.	Total Tax	Total Cases				
AUGUSTYN	121	6	53	59	180				
BAKER	195	5	88	93	288				
BUCHA	78	7	39	46	124				
DAY	143	9	50	59	202				
DYKE	136	2	60	62	198				
GONZALEZ	155	5	98	103	258				
HIPPLEY	200	10	114	124	324				
JACKSON	201	9	101	110	311				
JACKSON	121	3	66	69	190				
KLEIN	160	10	79	89	249				
LUCAS	199	6	128	134	333				
WEISS	189	13	77	90	279				
Non Tax Total:	<u>1898</u>	Cert.Tax Total:	<u>85</u>	Tax Treas. Total:	<u>953</u>	Total Tax:	<u>1038</u>	Total Cases:	<u>2936</u>

Report CMSR1062 - Judicial Foreclosure Statistics by Judge

Report CMSR1062 provides a list of judicial foreclosure case activity for each Judge. The report identifies how many cases were pending at the beginning of the period. The new cases filed and cases that were transferred in or reactivated are added to the number pending at the beginning of the period. It then shows the type and number of terminations for the period. The total terminations are subtracted from the total pending which provides the pending at the end of the period.

CUYAHOGA COUNTY COURT OF COMMON PLEAS

DATE: 08/12/2019
TIME: 09:54 AM

Foreclosure Statistics by Judge
Reporting Period: July 2019

PAGE: 1
CMSR1062

Judge

AMBROSE, DICK							
Pending at Beg of Period			New Cases Filed	Cases Transferred In / Reactivated			Total
	68		10	2			80
Terminations							
	Bankruptcy	Default	RefVacated	Court Trial	Dismiss	Other	Total
	0	6	0	0	7	5	18
Total Pending at End of Period							62

BARKER, PAMELA A							
Pending at Beg of Period			New Cases Filed	Cases Transferred In / Reactivated			Total
	106		4	0			110
Terminations							
	Bankruptcy	Default	RefVacated	Court Trial	Dismiss	Other	Total
	0	0	0	0	1	109	110
Total Pending at End of Period							0

CALABRESE, DEENA R							
Pending at Beg of Period			New Cases Filed	Cases Transferred In / Reactivated			Total
	96		5	0			101
Terminations							
	Bankruptcy	Default	RefVacated	Court Trial	Dismiss	Other	Total
	5	7	0	0	4	7	23
Total Pending at End of Period							78

CALABRESE, J. PHILIP							
Pending at Beg of Period			New Cases Filed	Cases Transferred In / Reactivated			Total
	0		7	109			116
Terminations							
	Bankruptcy	Default	RefVacated	Court Trial	Dismiss	Other	Total
	1	0	0	0	3	4	8
Total Pending at End of Period							108

CLANCY, MAUREEN							
Pending at Beg of Period			New Cases Filed	Cases Transferred In / Reactivated			Total
	77		7	1			85
Terminations							
	Bankruptcy	Default	RefVacated	Court Trial	Dismiss	Other	Total
	3	2	0	0	6	5	16
Total Pending at End of Period							69

COLLIER-WILLIAMS, CASSANDRA							
Pending at Beg of Period			New Cases Filed	Cases Transferred In / Reactivated			Total
	80		11	0			91
Terminations							
	Bankruptcy	Default	RefVacated	Court Trial	Dismiss	Other	Total
	0	9	0	0	1	0	10
Total Pending at End of Period							81

CORRIGAN, BRIAN J							
Pending at Beg of Period			New Cases Filed	Cases Transferred In / Reactivated			Total
	104		13	2			119
Terminations							
	Bankruptcy	Default	RefVacated	Court Trial	Dismiss	Other	Total
	2	8	0	0	8	7	25
Total Pending at End of Period							94

CORRIGAN, PETER J

CUYAHOGA COUNTY COURT OF COMMON PLEAS

DATE: 08/12/2019
 TIME: 09:54 AM

Foreclosure Statistics by Judge
 Reporting Period: July 2019

PAGE: 2
 CMSR1062

Judge

	Pending at Beg of Period		New Cases Filed		Cases Transferred In / Reactivated		Total
	78		10		1		89
Terminations							
	Bankruptcy	Default	RefVacated	Court Trial	Dismiss	Other	Total
	1	2	0	0	2	9	14
	Total Pending at End of Period						75

FUERST, NANCY A							
	Pending at Beg of Period		New Cases Filed		Cases Transferred In / Reactivated		Total
	73		8		0		81
Terminations							
	Bankruptcy	Default	RefVacated	Court Trial	Dismiss	Other	Total
	0	4	0	0	7	3	14
	Total Pending at End of Period						67

GALL, STEVEN E							
	Pending at Beg of Period		New Cases Filed		Cases Transferred In / Reactivated		Total
	92		9		2		103
Terminations							
	Bankruptcy	Default	RefVacated	Court Trial	Dismiss	Other	Total
	0	6	0	0	1	8	15
	Total Pending at End of Period						88

GALLAGHER, HOLLIE L							
	Pending at Beg of Period		New Cases Filed		Cases Transferred In / Reactivated		Total
	74		15		3		92
Terminations							
	Bankruptcy	Default	RefVacated	Court Trial	Dismiss	Other	Total
	2	8	0	0	4	4	18
	Total Pending at End of Period						74

GALLAGHER, KELLY ANN							
	Pending at Beg of Period		New Cases Filed		Cases Transferred In / Reactivated		Total
	115		11		1		127
Terminations							
	Bankruptcy	Default	RefVacated	Court Trial	Dismiss	Other	Total
	0	2	0	0	7	4	13
	Total Pending at End of Period						114

GALLAGHER, SHANNON M							
	Pending at Beg of Period		New Cases Filed		Cases Transferred In / Reactivated		Total
	97		11		2		110
Terminations							
	Bankruptcy	Default	RefVacated	Court Trial	Dismiss	Other	Total
	1	0	0	0	5	1	7
	Total Pending at End of Period						103

GAUL, DANIEL							
	Pending at Beg of Period		New Cases Filed		Cases Transferred In / Reactivated		Total
	99		9		2		110
Terminations							
	Bankruptcy	Default	RefVacated	Court Trial	Dismiss	Other	Total
	0	7	0	0	7	8	22
	Total Pending at End of Period						88

HAGAN, EMILY

CUYAHOGA COUNTY COURT OF COMMON PLEAS

DATE: 08/12/2019
 TIME: 09:54 AM

Foreclosure Statistics by Judge
 Reporting Period: July 2019

PAGE: 4
 CMSR1062

Judge							
	Pending at Beg of Period		New Cases Filed	Cases Transferred In / Reactivated			Total
	93		12	2			107
Terminations							
	Bankruptcy	Default	RefVacated	Court Trial	Dismiss	Other	Total
	1	5	0	0	4	3	13
Total Pending at End of Period							94
MIDAY, SHERRIE							
	Pending at Beg of Period		New Cases Filed	Cases Transferred In / Reactivated			Total
	82		13	0			95
Terminations							
	Bankruptcy	Default	RefVacated	Court Trial	Dismiss	Other	Total
	1	1	0	0	2	10	14
Total Pending at End of Period							81
O'DONNELL, JOHN P							
	Pending at Beg of Period		New Cases Filed	Cases Transferred In / Reactivated			Total
	60		14	3			77
Terminations							
	Bankruptcy	Default	RefVacated	Court Trial	Dismiss	Other	Total
	0	6	0	0	3	3	12
Total Pending at End of Period							65
RUSSO, JOHN J							
	Pending at Beg of Period		New Cases Filed	Cases Transferred In / Reactivated			Total
	29		7	0			36
Terminations							
	Bankruptcy	Default	RefVacated	Court Trial	Dismiss	Other	Total
	0	2	0	0	0	4	6
Total Pending at End of Period							30
RUSSO, JOSEPH D							
	Pending at Beg of Period		New Cases Filed	Cases Transferred In / Reactivated			Total
	103		7	2			112
Terminations							
	Bankruptcy	Default	RefVacated	Court Trial	Dismiss	Other	Total
	1	6	0	0	6	9	22
Total Pending at End of Period							90
RUSSO, MICHAEL J							
	Pending at Beg of Period		New Cases Filed	Cases Transferred In / Reactivated			Total
	112		15	2			129
Terminations							
	Bankruptcy	Default	RefVacated	Court Trial	Dismiss	Other	Total
	1	8	0	0	4	13	26
Total Pending at End of Period							103
RUSSO, NANCY MARGARET							
	Pending at Beg of Period		New Cases Filed	Cases Transferred In / Reactivated			Total
	53		7	1			61
Terminations							
	Bankruptcy	Default	RefVacated	Court Trial	Dismiss	Other	Total
	0	2	0	0	4	7	13
Total Pending at End of Period							48
SAFFOLD, SHIRLEY STRICKLAND							

CUYAHOGA COUNTY COURT OF COMMON PLEAS

DATE: 08/12/2019
 TIME: 09:54 AM

Foreclosure Statistics by Judge
 Reporting Period: July 2019

PAGE: 5
 CMSR1062

Judge

Pending at Beg of Period		New Cases Filed		Cases Transferred In / Reactivated		Total
92		12		0		104
Terminations						
Bankruptcy	Default	RefVacated	Court Trial	Dismiss	Other	Total
1	0	0	0	3	0	4
Total Pending at End of Period						100

SHAUGHNESSY, MICHAEL P

Pending at Beg of Period		New Cases Filed		Cases Transferred In / Reactivated		Total
113		13		2		128
Terminations						
Bankruptcy	Default	RefVacated	Court Trial	Dismiss	Other	Total
1	0	0	0	8	0	9
Total Pending at End of Period						119

SHEEHAN, BRENDAN J

Pending at Beg of Period		New Cases Filed		Cases Transferred In / Reactivated		Total
87		10		2		99
Terminations						
Bankruptcy	Default	RefVacated	Court Trial	Dismiss	Other	Total
0	4	0	0	2	5	11
Total Pending at End of Period						88

SUTULA, JOHN D

Pending at Beg of Period		New Cases Filed		Cases Transferred In / Reactivated		Total
105		10		1		116
Terminations						
Bankruptcy	Default	RefVacated	Court Trial	Dismiss	Other	Total
0	3	0	0	6	1	10
Total Pending at End of Period						106

SUTULA, KATHLEEN ANN

Pending at Beg of Period		New Cases Filed		Cases Transferred In / Reactivated		Total
76		8		1		85
Terminations						
Bankruptcy	Default	RefVacated	Court Trial	Dismiss	Other	Total
1	2	0	0	3	4	10
Total Pending at End of Period						75

SYNENBERG, JOAN

Pending at Beg of Period		New Cases Filed		Cases Transferred In / Reactivated		Total
93		16		1		110
Terminations						
Bankruptcy	Default	RefVacated	Court Trial	Dismiss	Other	Total
1	5	0	0	4	10	20
Total Pending at End of Period						90

TURNER, DEBORAH M

Pending at Beg of Period		New Cases Filed		Cases Transferred In / Reactivated		Total
103		13		0		116
Terminations						
Bankruptcy	Default	RefVacated	Court Trial	Dismiss	Other	Total
1	8	0	0	4	4	17
Total Pending at End of Period						99

Monthly Summary

MONTHLY SUMMARY

July 2019

NAME	PEND	ASSIGNED			TRIALS						DISP	PENDING				+	-
		CV	CR	TOT	JURY			COURT				CV	FR	CR	TOT		
Dick Ambrose	410	52	46	98	0	0	0	0	1	1	85	209	60	154	423	-13	
Deena R. Calabrese	419	50	17	67	0	0	0	0	0	0	74	230	78	104	412	+7	
J. Philip Calabrese	374	64	30	94	0	0	0	0	0	0	78	177	107	106	390	-16	
Maureen Clancy	391	48	35	83	0	0	0	0	0	0	83	213	69	109	391	0	
Cassandra Collier-Willia	430	50	40	90	0	0	0	0	0	0	94	194	81	151	426	+4	
Brian J. Corrigan	490	52	29	81	0	0	0	0	0	0	103	276	94	98	468	+22	
Peter J. Corrigan	469	50	36	86	0	0	0	0	0	0	114	207	75	159	441	+28	
Nancy A. Fuerst	376	48	38	86	0	2	2	0	0	0	67	223	67	105	395	-19	
Steven E. Gall	463	51	39	90	0	1	1	1	1	2	99	217	88	149	454	+9	
Hollie L. Gallagher	370	52	48	100	0	0	0	0	0	0	67	217	73	113	403	-33	
Kelly A. Gallagher	413	51	44	95	0	1	1	0	0	0	69	196	114	129	439	-26	
Shannon M. Gallagher	419	51	31	82	0	0	0	0	2	2	88	206	103	104	413	+6	
Daniel Gaul	458	48	45	93	0	0	0	0	0	0	100	195	87	169	451	+7	
Emily Hagan	460	51	33	84	0	1	1	0	0	0	96	220	77	151	448	+12	
Wanda C. Jones	467	53	31	84	0	0	0	0	1	1	76	199	99	177	475	-8	
Ashley Kilbane	538	53	37	90	0	1	1	1	0	1	101	268	96	163	527	+11	
David T. Matia	425	51	41	92	0	0	0	0	0	0	73	217	92	135	444	-19	
Robert C. McClelland	475	51	37	88	0	0	0	0	1	1	73	253	92	145	490	-15	
Timothy McCormick	358	55	26	81	0	0	0	0	0	0	90	192	87	70	349	+9	
Nancy R. McDonnell	415	50	29	79	0	0	0	1	0	1	77	216	103	98	417	-2	
William T. McGinty	486	55	45	100	0	0	0	1	0	1	73	236	89	188	513	-27	
Sherrie Miday	445	53	42	95	0	0	0	0	0	0	81	255	79	125	459	-14	
John P. O'Donnell	409	54	30	84	0	2	2	1	0	1	74	210	65	144	419	-10	
John J. Russo	113	23	26	49	0	0	0	0	0	0	35	52	30	45	127	-14	
Joseph D. Russo	571	53	41	94	0	0	0	0	0	0	87	248	90	240	578	-7	
Michael J. Russo	407	55	28	83	0	1	1	0	1	1	101	195	103	91	389	+18	
Nancy Margaret Russo	248	53	36	89	0	0	0	0	1	1	89	123	48	77	248	0	
Shirley Strickland Saffold	442	50	35	85	0	3	3	0	0	0	64	237	99	127	463	-21	
Michael P. Shaughnessy	429	50	35	85	0	0	0	0	0	0	73	217	118	106	441	-12	
Brendan J. Sheehan	338	52	42	94	0	1	1	0	0	0	72	162	88	110	360	-22	
John D. Sutula	603	55	46	101	0	0	0	0	1	1	85	311	106	202	619	-16	
Kathleen Ann Sutula	415	51	33	84	0	1	1	0	0	0	77	199	75	148	422	-7	
Joan Synenberg	357	53	40	93	0	0	0	0	0	0	91	198	89	72	359	-2	
Deborah M. Turner	475	51	26	77	0	1	1	0	0	0	88	234	95	135	464	+11	
TOTALS	14358	1739	1217	2956	0	15	15	5	9	14	2797	7202	2916	4399	14517	-159	

Year to Date Summary

SUMMARY FOR THE COURT

January - July 2019

NAME	PEND	ASSIGNED			TRIALS						DISP	PENDING				+	-
		CV	CR	TOT	JURY			COURT				CV	FR	CR	TOT		
Dick Ambrose	428	344	253	597	1	3	4	1	3	4	602	209	60	154	423	+ 5	
Deena R. Calabrese	452	347	168	515	2	0	2	0	2	2	555	230	78	104	412	+ 40	
J. Philip Calabrese	390	357	200	557	0	1	1	0	0	0	557	177	107	106	390	0	
Maureen Clancy	375	348	227	575	2	4	6	0	0	0	559	213	69	109	391	- 16	
Cassandra Collier-Willia	452	341	254	595	0	2	2	0	2	2	621	194	81	151	426	+ 26	
Brian J. Corrigan	509	345	185	530	1	4	5	0	2	2	571	276	94	98	468	+ 41	
Peter J. Corrigan	450	341	255	596	2	4	6	0	3	3	605	207	75	159	441	+ 9	
Nancy A. Fuerst	392	336	235	571	1	7	8	0	0	0	568	223	67	105	395	- 3	
Steven E. Gall	450	333	266	599	1	4	5	1	2	3	595	217	88	149	454	- 4	
Hollie L. Gallagher	372	345	212	557	1	2	3	1	0	1	526	217	73	113	403	- 31	
Kelly A. Gallagher	452	344	236	580	0	1	1	0	1	1	593	196	114	129	439	+ 13	
Shannon M. Gallagher	486	346	231	577	1	0	1	3	5	8	650	206	103	104	413	+ 73	
Daniel Gaul	482	336	279	615	2	1	3	3	1	4	646	195	87	169	451	+ 31	
Emily Hagan	454	329	254	583	0	4	4	0	1	1	589	220	77	151	448	+ 6	
Wanda C. Jones	457	345	254	599	1	2	3	1	2	3	581	199	99	177	475	- 18	
Ashley Kilbane	486	360	238	598	1	1	2	1	0	1	557	268	96	163	527	- 41	
David T. Matia	416	351	288	639	0	7	7	1	2	3	611	217	92	135	444	- 28	
Robert C. McClelland	492	337	234	571	0	1	1	6	5	11	573	253	92	145	490	+ 2	
Timothy McCormick	380	342	204	546	0	5	5	1	2	3	577	192	87	70	349	+ 31	
Nancy R. McDonnell	408	355	246	601	1	5	6	1	1	2	592	216	103	98	417	- 9	
William T. McGinty	528	347	273	620	0	2	2	3	3	6	635	236	89	188	513	+ 15	
Sherrie Miday	484	352	254	606	0	3	3	1	3	4	631	255	79	125	459	+ 25	
John P. O'Donnell	408	350	243	593	2	12	14	7	3	10	582	210	65	144	419	- 11	
John J. Russo	189	58	107	165	3	1	4	0	1	1	227	52	30	45	127	+ 62	
Joseph D. Russo	527	350	263	613	0	0	0	3	3	6	562	248	90	240	578	- 51	
Michael J. Russo	408	355	205	560	3	3	6	2	4	6	579	195	103	91	389	+ 19	
Nancy Margaret Russo	223	362	202	564	0	1	1	0	6	6	539	123	48	77	248	- 25	
Shirley Strickland Saffold	458	349	209	558	0	8	8	1	1	2	553	237	99	127	463	- 5	
Michael P. Shaughnessy	459	339	227	566	1	0	1	0	1	1	584	217	118	106	441	+ 18	
Brendan J. Sheehan	370	335	218	553	2	5	7	1	1	2	563	162	88	110	360	+ 10	
John D. Sutula	583	351	295	646	1	3	4	3	3	6	610	311	106	202	619	- 36	
Kathleen Ann Sutula	406	346	220	566	0	7	7	0	2	2	550	199	75	148	422	- 16	
Joan Synenberg	374	359	253	612	1	2	3	0	1	1	627	198	89	72	359	+ 15	
Deborah M. Turner	434	331	206	537	1	1	2	0	0	0	507	234	95	135	464	- 30	
TOTALS	14634	11466	7894	19360	31	106	137	41	66	107	19477	7202	2916	4399	14517	+ 117	

Corrections/Adjustments