



CUYAHOGA COUNTY COMMON PLEAS COURT

***Statistics Report
September 2019***

***John J. Russo
Administrative and Presiding Judge***

TABLE OF CONTENTS

Criminal Statistics

Newly Filed, Re-Activated and Transferred in Cases _____	4
Yearly Criminal Terminations _____	5
Pending Criminal Cases End of Period _____	6
Clearance Rate _____	7
Arrest to Disposition Timeline _____	8
Average Arrest to Disposition Timeline (Jail Cases) _____	9
Average Arrest to Disposition Timeline (Non-Jail Cases) _____	10
Average Arrest to Disposition Timeline (Jail and Non-Jail Cases) _____	11
Yearly Average Arrest to Disposition Timeline _____	12
Indictments and Informations Filed With the Clerk of Courts _____	13
Bail Case Arraignment Activity _____	14
Overall Arraignment Statistics _____	15

Foreclosure Statistics

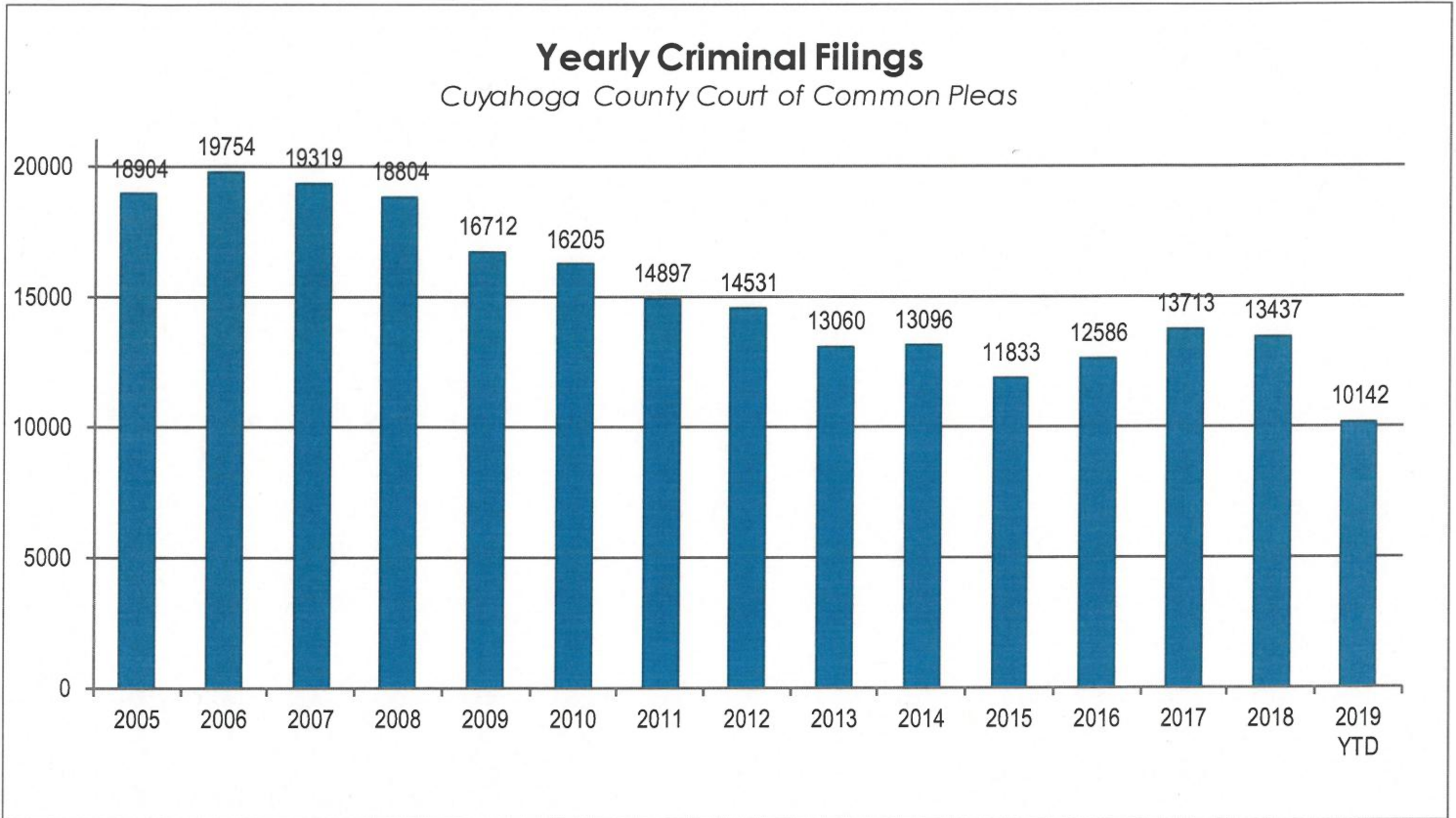
Total Pending Judicial Foreclosure Cases Referred to Magistrates _____	17
Total Pending Tax Lien & Certificate Cases Referred to Magistrates _____	18
Percentage of Pending Judicial Foreclosure Cases By Filing Year _____	20
Judicial Foreclosure Clearance Rate Year 2019 _____	21
Avg. Number of Days to Disp. (Excl. Bank. Stays & Tax Lien & Tax Cert.) _____	22
Avg. Number of Days to Disp. (Excl. Bank. Stays & Incl. Tax Lien & Tax Cert.) _____	23
Total New Judicial Foreclosure Filings _____	24
New Marsh of Lien/Quiet Title/Partition Case Filings for Years 2005 – 2019 YTD _____	25
New Marsh of Lien/Quiet Title/Partition Case Filings by month for 2019 YTD _____	25
New Tax Lien & Certificate Filings for Years 2005 – 2019 YTD _____	26
New Tax Lien & Certificate Filings by Month for Year 2019 YTD _____	26
Total New Judicial Foreclosure Filings Years 2005 – 2019 YTD _____	27
Total New Judicial Foreclosure Filings by Month for Year 2019 YTD _____	27
Magistrate’s Monthly Reports _____	28
Report CMSR1062 - Judicial Foreclosure Statistics by Judge _____	36
Monthly Summary _____	42
Year to Date Summary _____	43
Corrections/Adjustments _____	46

Criminal Case Statistics

CUYAHOGA COUNTY COMMON PLEAS COURT

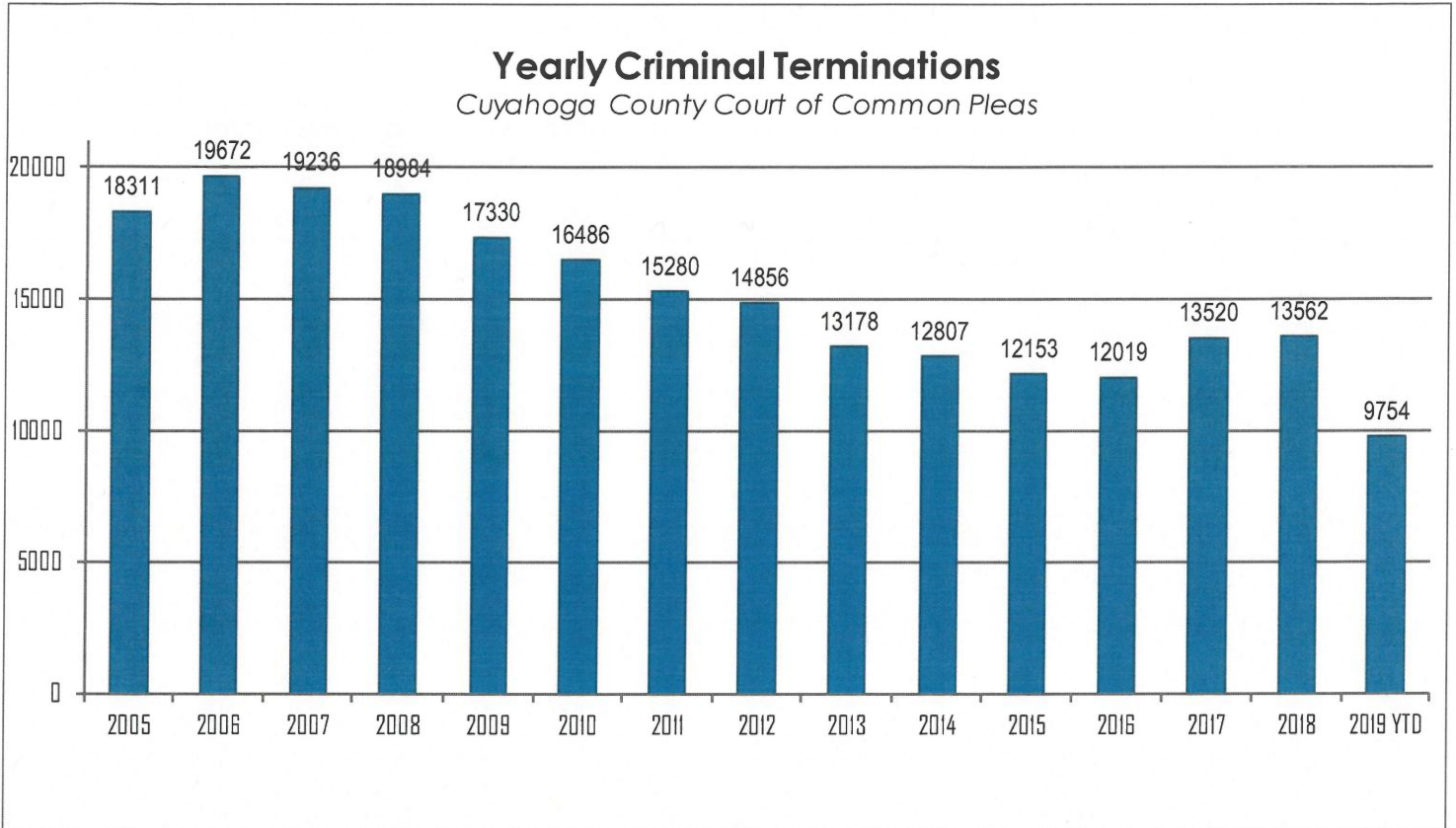
Newly Filed, Re-Activated and Transferred in Cases

The following chart is a representation of all filed cases in Cuyahoga County Court of Common Pleas from 2005 – September 2019. Newly filed cases are defined as having been arraigned and assigned to a Judge. Re-activated cases are defined as cases where a defendant was unavailable for trial and has now become ready to proceed. Transferred cases are defined as cases moved from one judge's docket to another. This could be due to re-assignment to a Mental Health Judge or after additional information indicates that by Court rule, the case should have been assigned to another Judge.



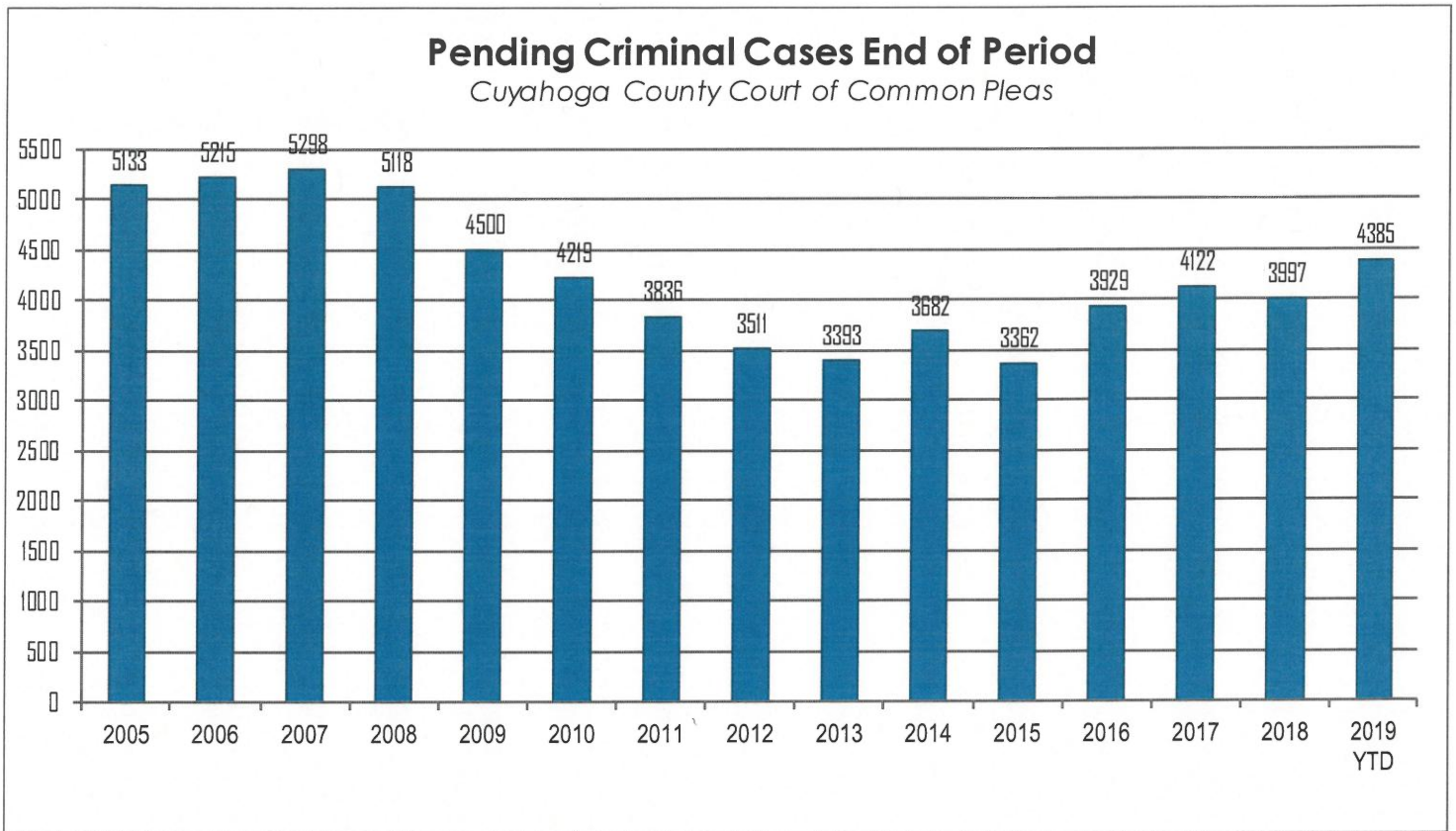
Yearly Criminal Terminations

The following chart represents cases that have been terminated by the court from 2005 – September 2019. These cases have been terminated either by trial; plea, dismissal or a defendant is unavailable for trial or sentencing.



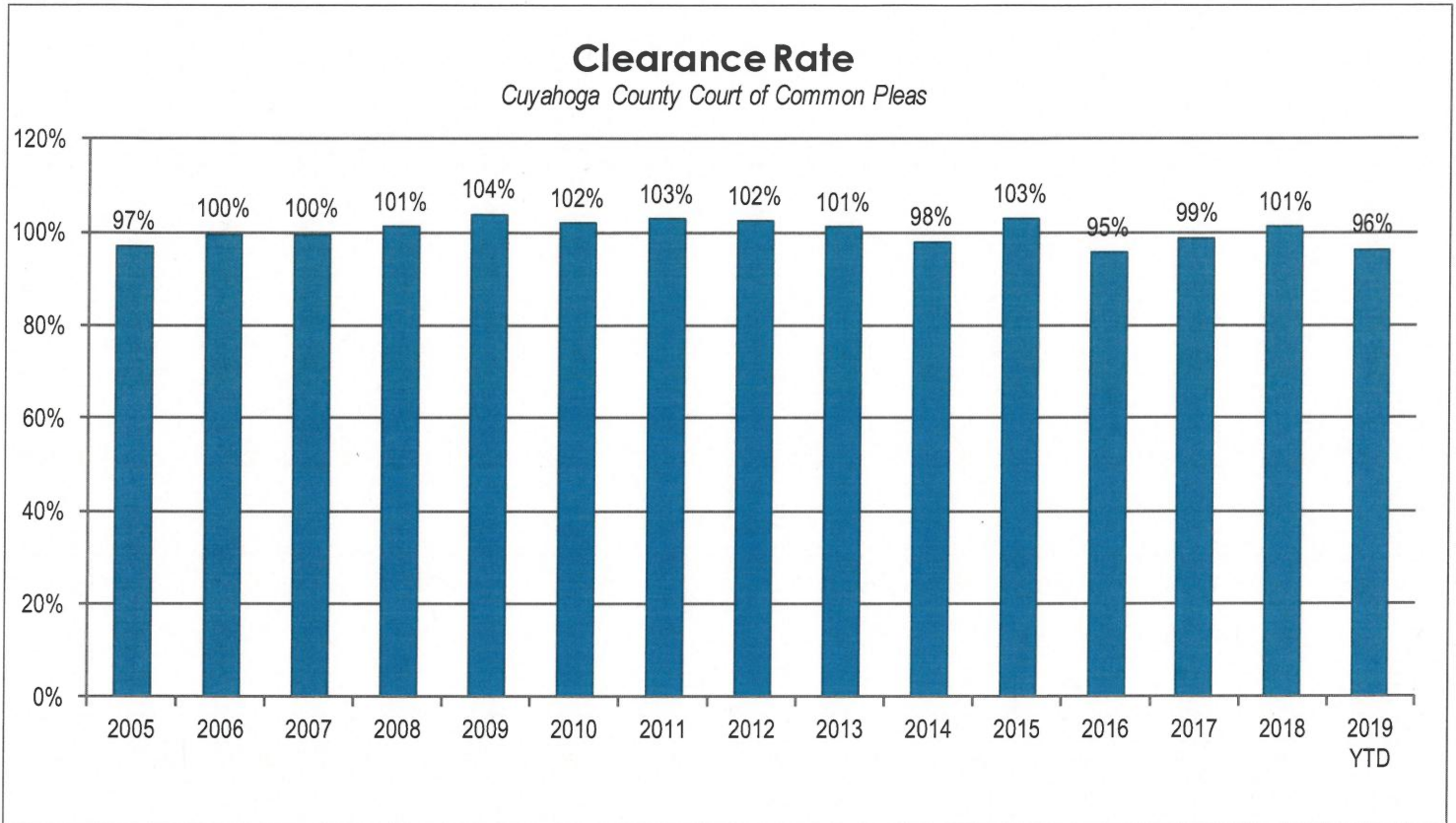
Pending Criminal Cases End of Period

The following chart represents the total number of cases pending at the end of the reporting period from 2005 – September 2019. Pending criminal cases at the end of the period is determined by adding the total number of pending cases at the beginning of the reporting period, and all newly filed, re-activated and transferred in cases. The total number of cases terminated in the period is subtracted from the sum total pending at the beginning of the period to give the value pending at the end of the period.



Clearance Rate

The Clearance Rate is the total number of outgoing cases as a percentage of the number of incoming cases. Clearance rate measures whether the court is keeping up with its incoming caseload. If cases are not disposed in a timely manner, a backlog of cases awaiting disposition will grow. A Clearance Rate of 100% indicates that at least as many cases have been filed, reopened, or reactivated in a period have been disposed.



Arrest to Disposition Timeline

Arrest to disposition timeline is a method to measure how felony cases flow through the Cuyahoga County Criminal Justice System. By capturing how long a case takes to move from stage to stage, we can examine where problems may exist and where potential improvements in case processing can be made.

The source data was extracted from the Cuyahoga County Court of Common Pleas Case Management System. The overall population of sample data was based on cases terminated in a given month excluding cases that have gone through diversion programs. A case is defined as a defendant and all charges involved in a single incident. The period for the extracted data is from September 2019.

The stages examined were:

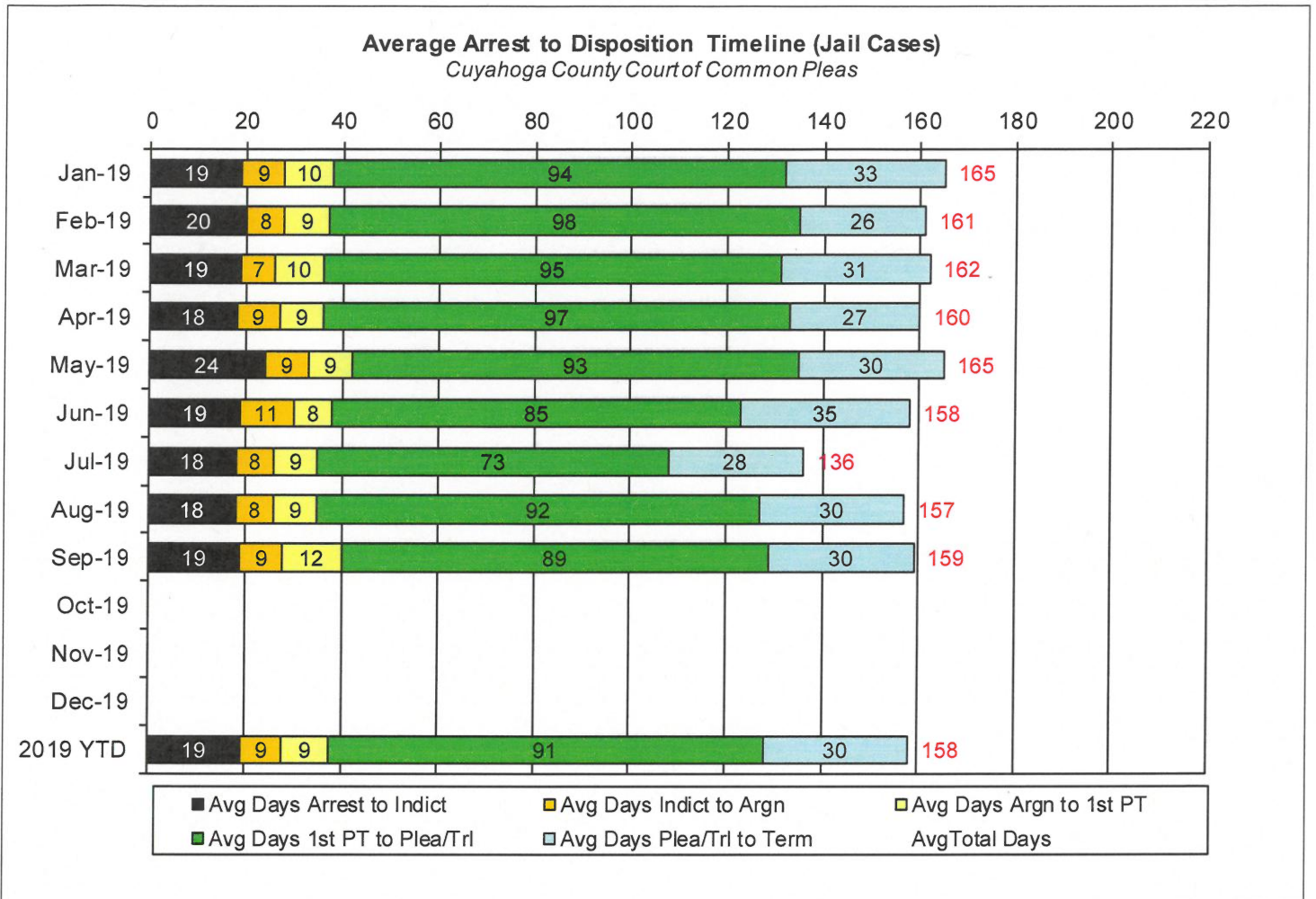
Arrest to Indictment
Indictment to Arraignment
Arraignment to 1st Pre-Trial
1st Pre-Trial to Plea/Trial
Plea/Trial to Termination

Due to the fact that each case may or may not have all of the stage date elements, a method to arrive at stage averages was applied. For a case to be included in the average for a stage there would need to be both dates for the given stage. A case would be included in the Arrest to Indictment stage if both arrest date and indictment date were available. This method was applied to each of the five stages. Next we calculated the total number of cases that met the date criteria for each of the ranges and also the total number of days between each date. To arrive at an average, the total number of days for each case in each range was calculated and divided by the total number of cases that met the date criteria. If a case had a time period or periods where the defendant was capiased or referred to the Psych Clinic, that amount of time was subtracted from the appropriate range. For re-indicted cases, the original arrest date is used.

The following three charts are for Jail, Non-Jail and combined Jail and Non-Jail cases. Jail and Non-Jail cases are defined by the posting of bond prior to plea or trial.

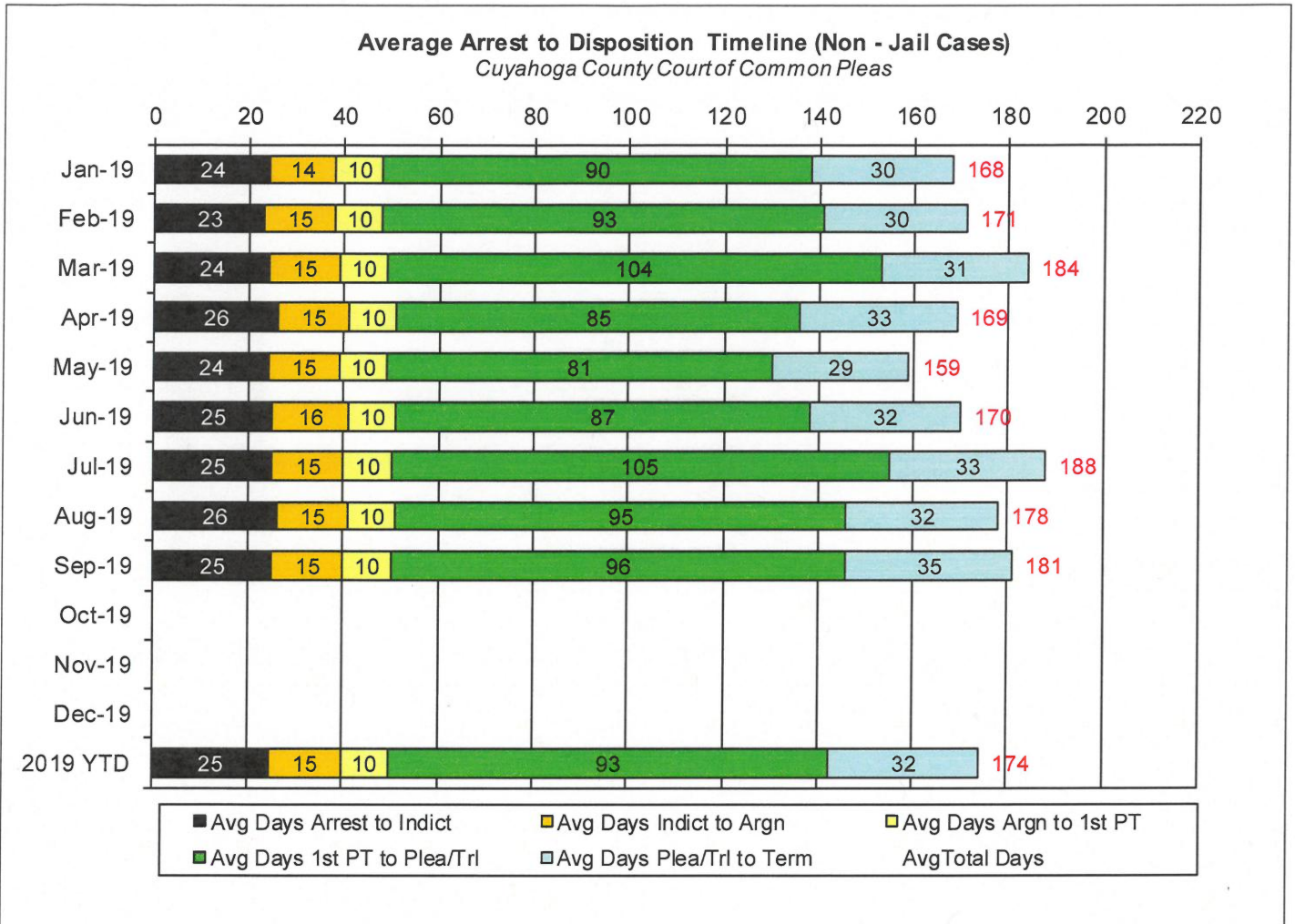
CUYAHOGA COUNTY COMMON PLEAS COURT

Average Arrest to Disposition Timeline (Jail Cases)



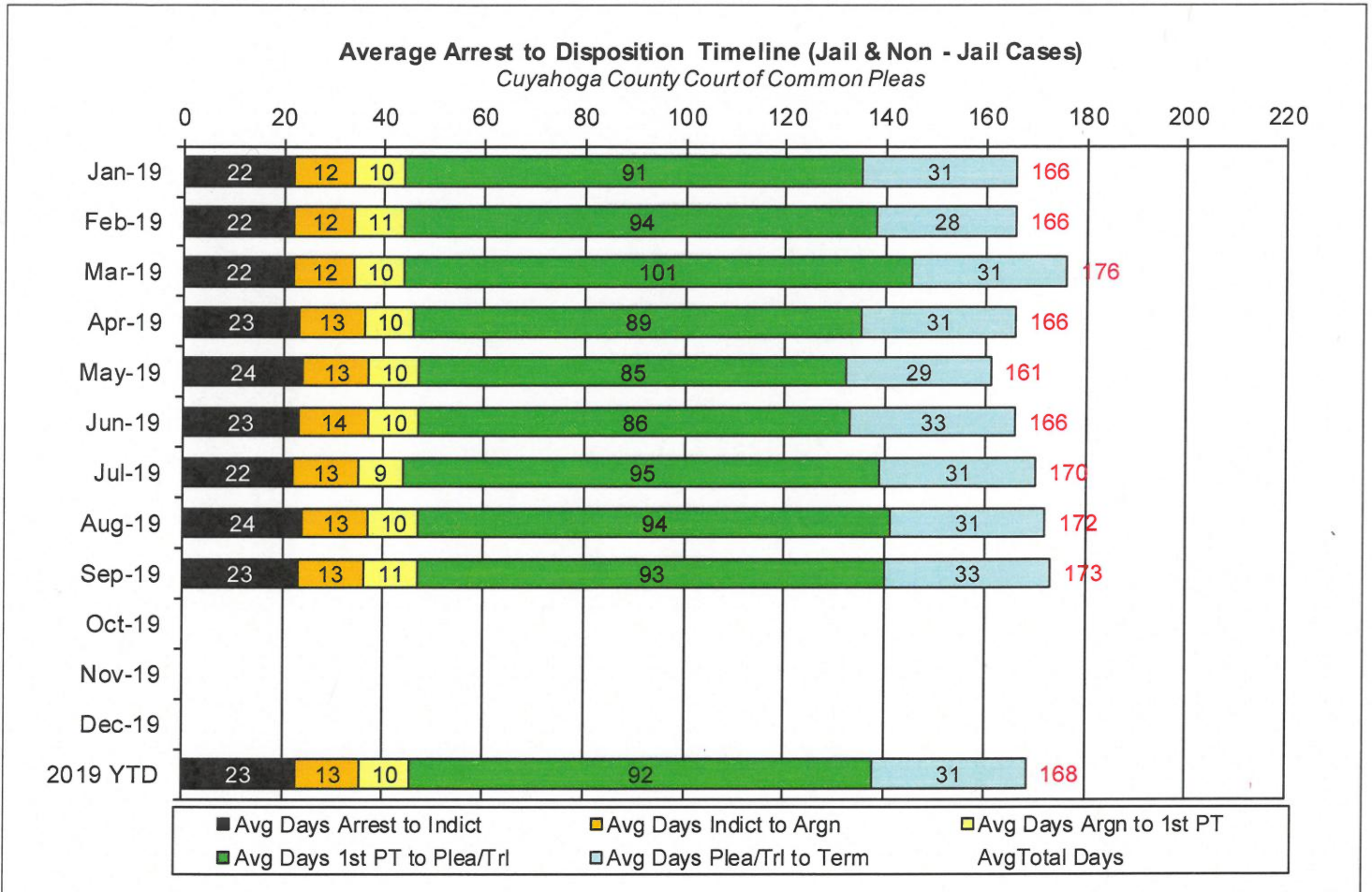
CUYAHOGA COUNTY COMMON PLEAS COURT

Average Arrest to Disposition Timeline (Non-Jail Cases)



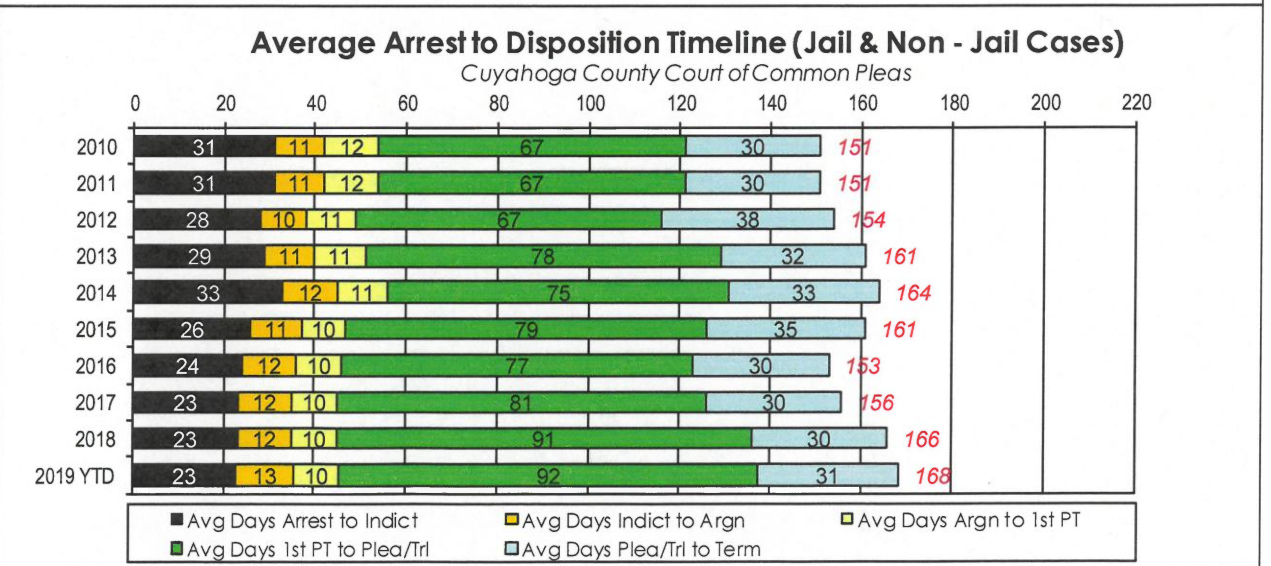
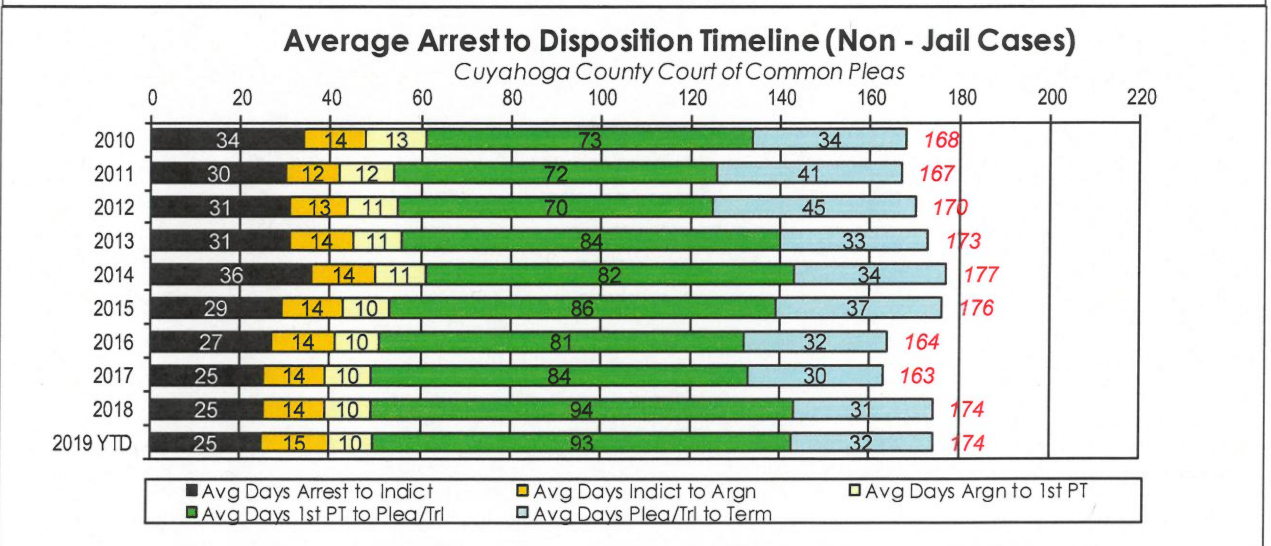
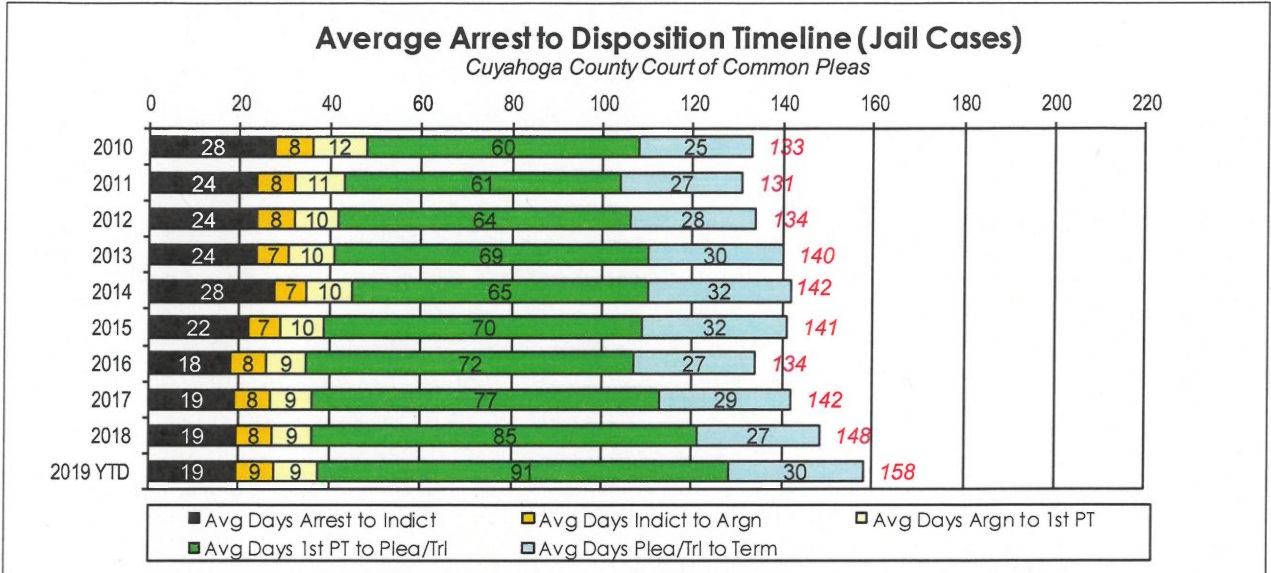
CUYAHOGA COUNTY COMMON PLEAS COURT

Average Arrest to Disposition Timeline (Jail and Non-Jail Cases)



CUYAHOGA COUNTY COMMON PLEAS COURT

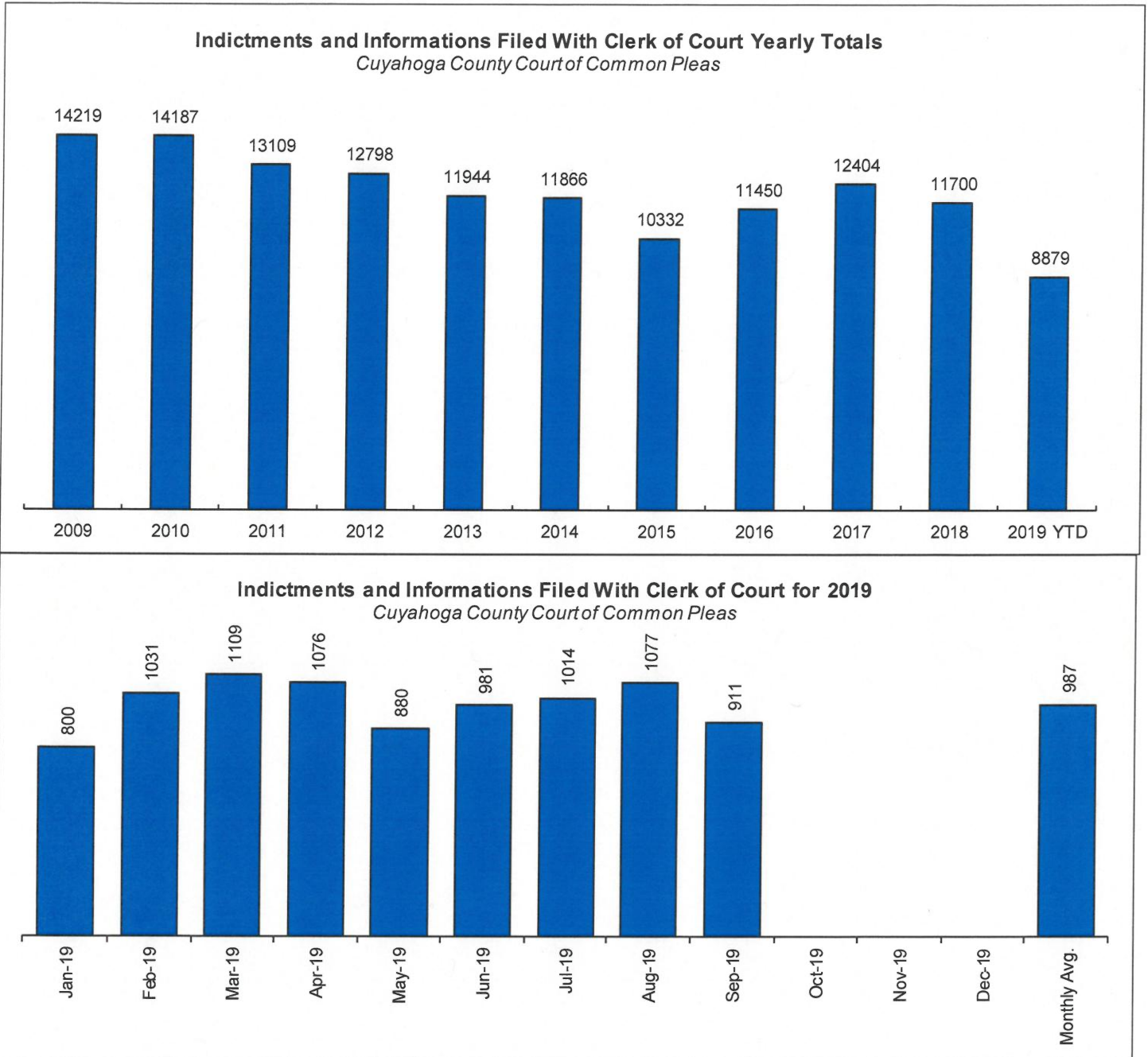
Yearly Average Arrest to Disposition Timeline



CUYAHOGA COUNTY COMMON PLEAS COURT

Indictments and Informations Filed With the Clerk of Courts

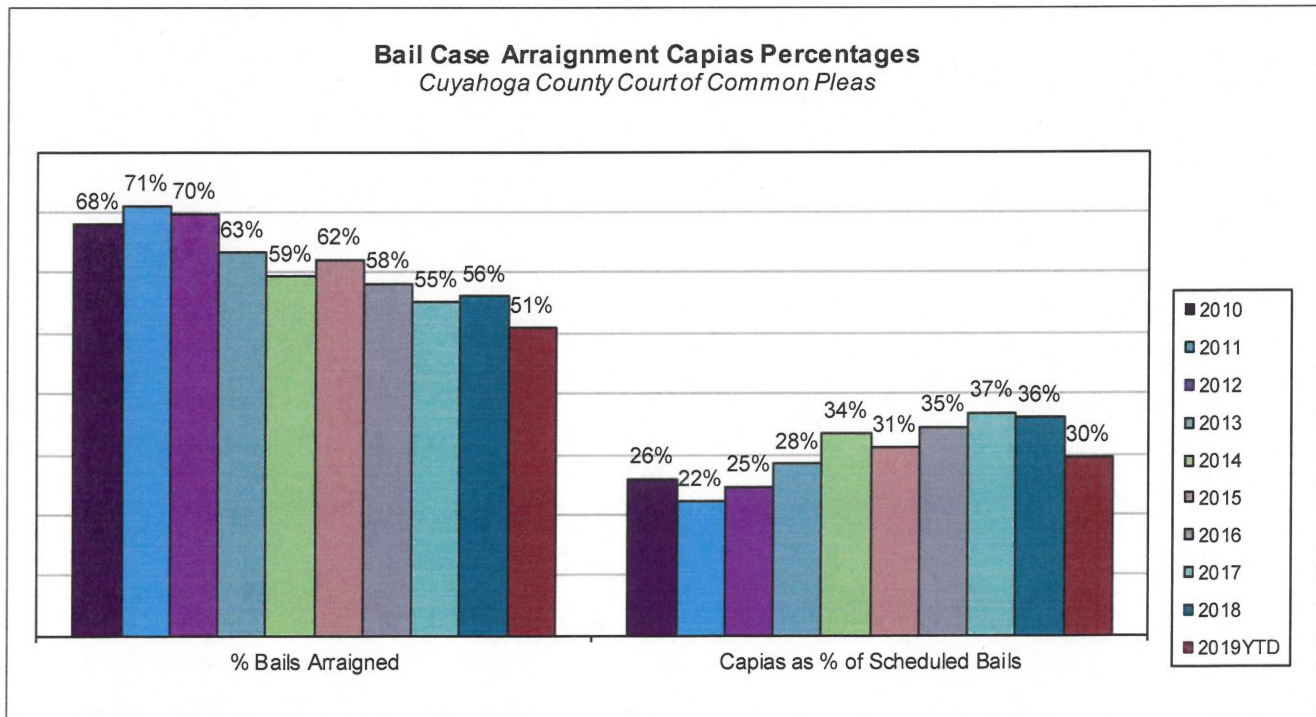
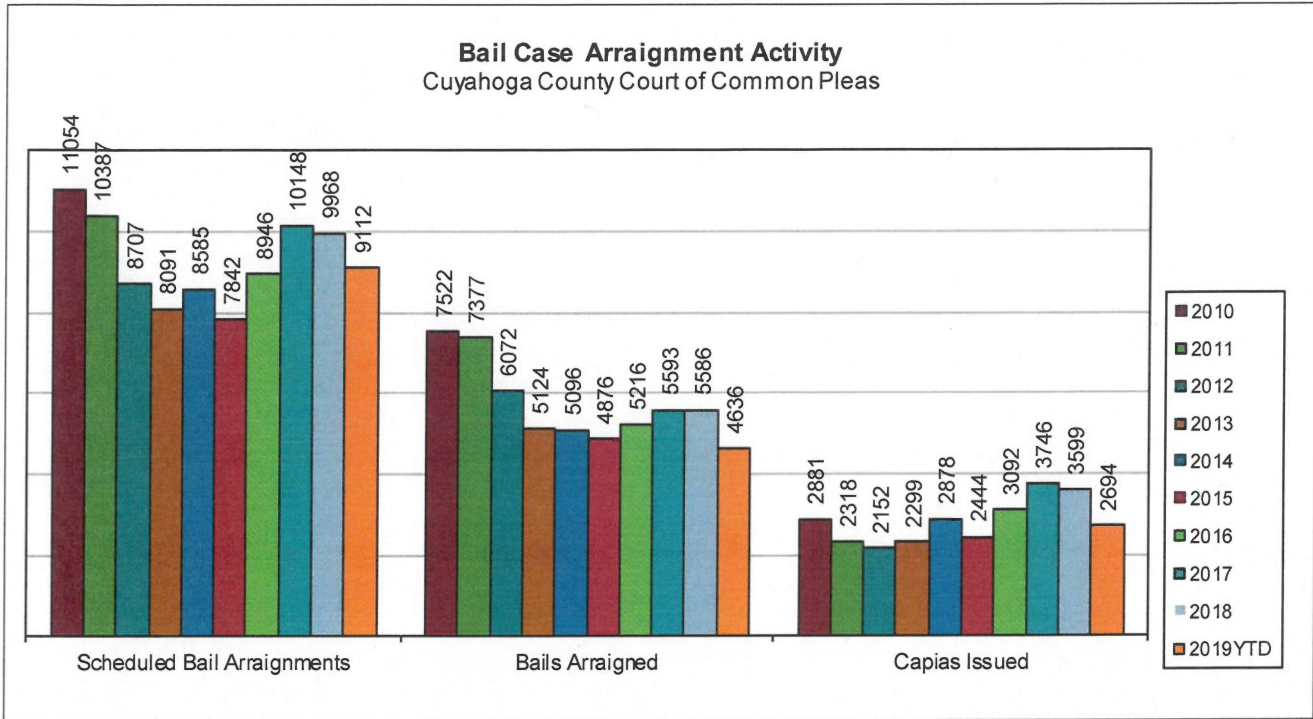
The following charts are reflective of Indictments and Informations filed with the Criminal Clerk of Courts from 2000. The source for this information was the Criminal Clerk's Office.



CUYAHOGA COUNTY COMMON PLEAS COURT

Bail Case Arraignment Activity

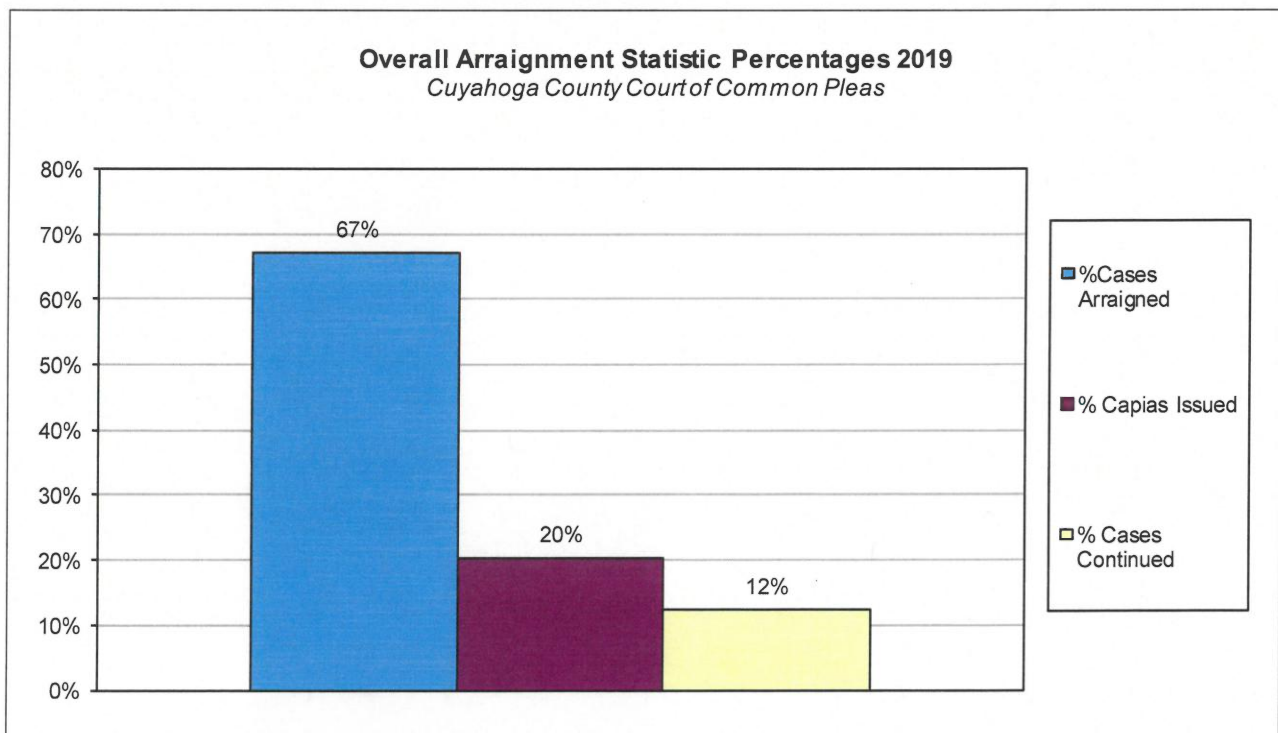
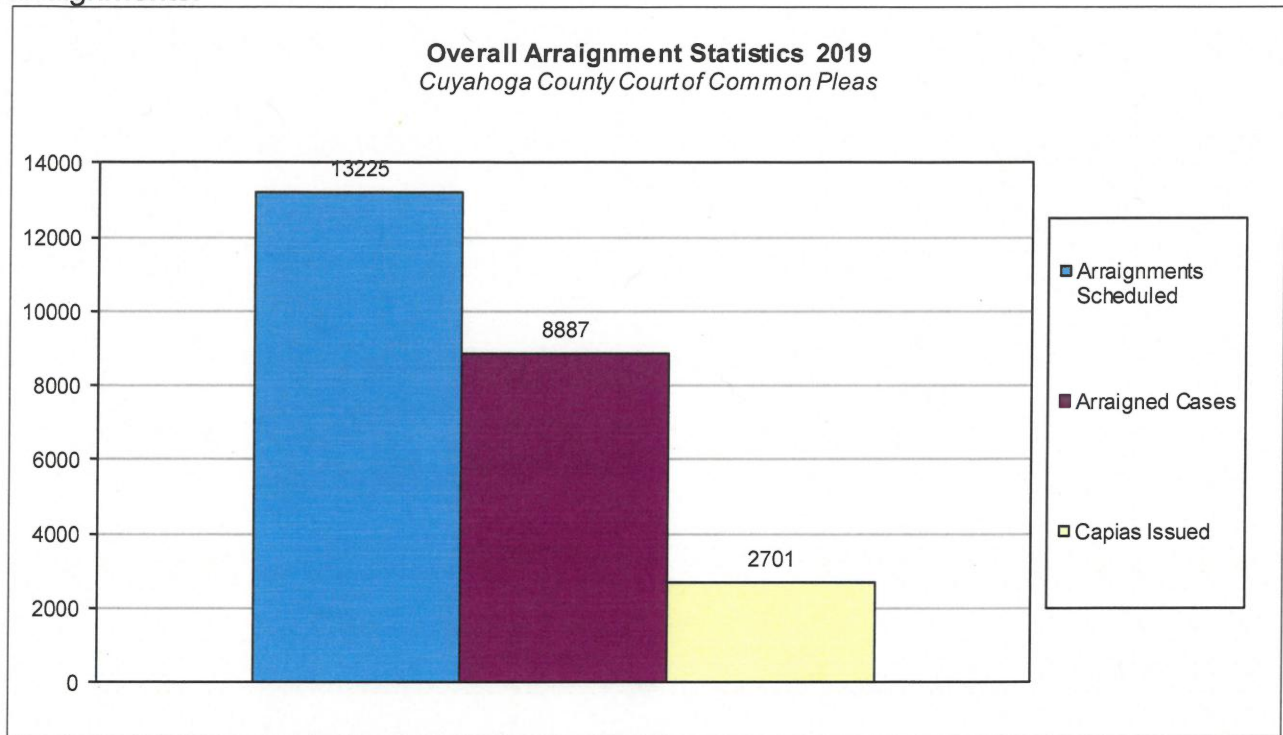
The following charts are reflective of arraignment activity where the defendant was not incarcerated at the time of arraignment. The source for this information was the Criminal Records Department.



CUYAHOGA COUNTY COMMON PLEAS COURT

Overall Arraignment Statistics

The arraignment statistics were provided by the Criminal Records Department. They are provided to give a representation of arraignment activity in the Court in 2019. These statistics include jail and non – jail arraignments.



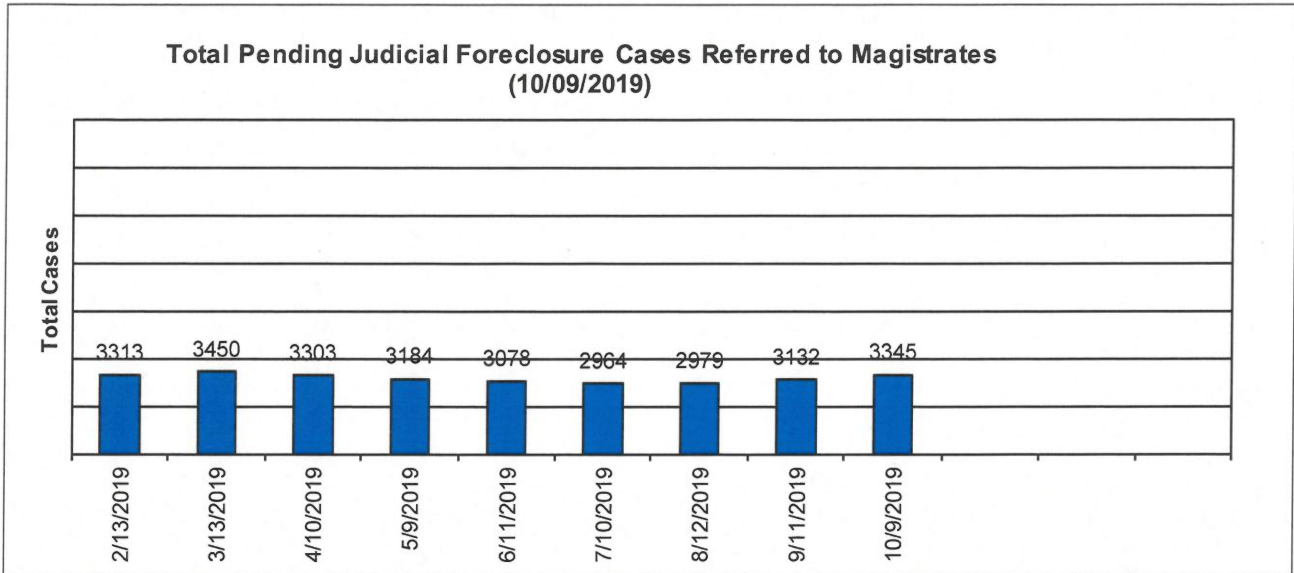
Judicial Foreclosure Statistics¹

¹ For clarification purposes, Foreclosure cases in this report are identified as Judicial Foreclosure filings (filing codes 1460 (Foreclosure Marsh. Of Lien), 1465(Tax Lien), 1466 (Tax Certificate), 1470 (Quiet Title), and 1480 (Partition)). These cases are different from Board of Revision Foreclosures, which are not reported here.

CUYAHOGA COUNTY COMMON PLEAS COURT

Total Pending Judicial Foreclosure Cases Referred to Magistrates

The following chart is a display of the total number of pending Judicial Foreclosure cases referred to the Magistrates on specific dates. The table below shows the number of these cases pending from each year since 2005.

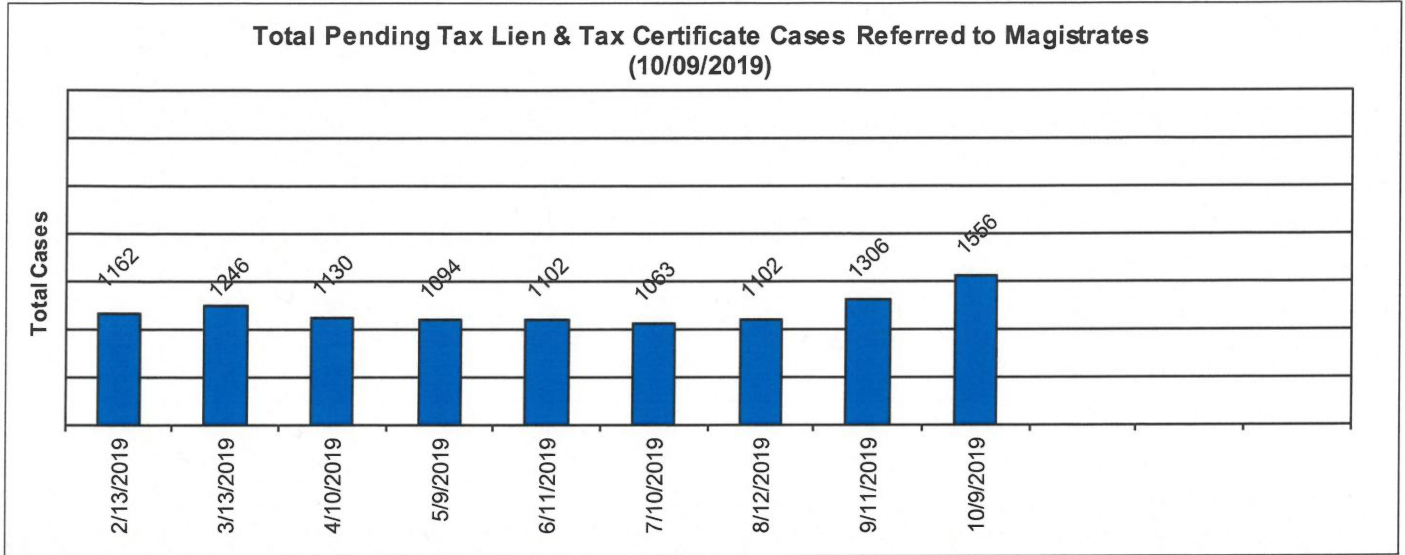


	As of:	2/13/2019	3/13/2019	4/10/2019	5/9/2019	6/11/2019	7/10/2019	8/12/2019	9/11/2019	10/9/2019			
Year													
1993			1	1	1	0	0	0	0	0			
2005		1	1	1	1	1	0	0	0	0			
2006		0	0	0	0	1	0	0	1	1			
2007		0	0	0	0	0	0	0	0	0			
2008		0	0	0	0	0	0	0	0	0			
2009		1	1	1	1	1	0	0	0	0			
2010		3	3	3	2	2	0	0	0	0			
2011		4	3	3	3	3	2	1	1	1			
2012		3	3	3	3	2	1	1	1	1			
2013		4	4	5	3	3	3	2	0	1			
2014		15	15	15	14	14	12	12	11	10			
2015		20	19	16	15	14	9	9	9	7			
2016		58	49	43	35	29	24	22	22	19			
2017		218	195	156	137	108	93	78	61	49			
2018		2536	2237	1872	1525	1183	922	741	569	452			
2019		450	919	1184	1444	1717	1898	2113	2457	2804			
Total		3313	3450	3303	3184	3078	2964	2979	3132	3345			

CUYAHOGA COUNTY COMMON PLEAS COURT

Total Pending Tax Lien & Certificate Cases Referred to Magistrates

The following chart is a display of the number of pending tax Judicial Foreclosure cases referred to the Magistrates on specific dates. The table below shows the number of pending tax Judicial Foreclosure cases in each year since 2005.




	As of:	2/13/2019	3/13/2019	4/10/2019	5/9/2019	6/11/2019	7/10/2019	8/12/2019	9/11/2019	10/9/2019			
Year													
2005		0	0	0	0	0	0	0	0	0			
2006		0	0	0	0	0	0	0	0	0			
2007		0	0	0	0	0	0	0	0	0			
2008		0	0	0	0	0	0	0	0	0			
2009		1	1	1	1	1	0	0	0	0			
2010		1	1	1	0	0	0	0	0	0			
2011		3	2	2	2	2	1	1	1	1			
2012		3	3	3	3	2	1	1	1	1			
2013		2	2	3	2	1	1	1	0	1			
2014		5	6	6	6	7	5	5	4	3			
2015		3	4	3	4	4	2	2	3	3			
2016		9	7	6	4	3	1	1	3	3			
2017		28	26	20	12	9	10	10	8	7			
2018		1047	903	730	607	460	349	270	202	162			
2019		60	291	355	453	613	693	811	1084	1375			
Total		1162	1246	1130	1094	1102	1063	1102	1306	1556			

CUYAHOGA COUNTY COMMON PLEAS COURT

Percentage of Pending Judicial Foreclosure Cases By Filing Year

The following chart is a representation of the total number of pending Judicial Foreclosure cases by filing year expressed as a percentage on a specific date. The table below is the supporting data for this chart.

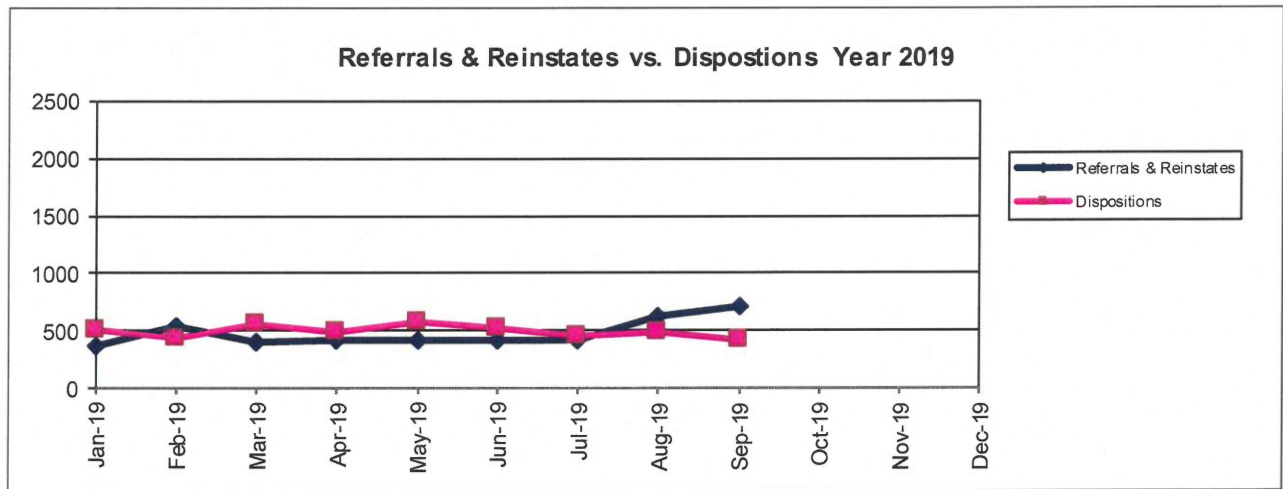
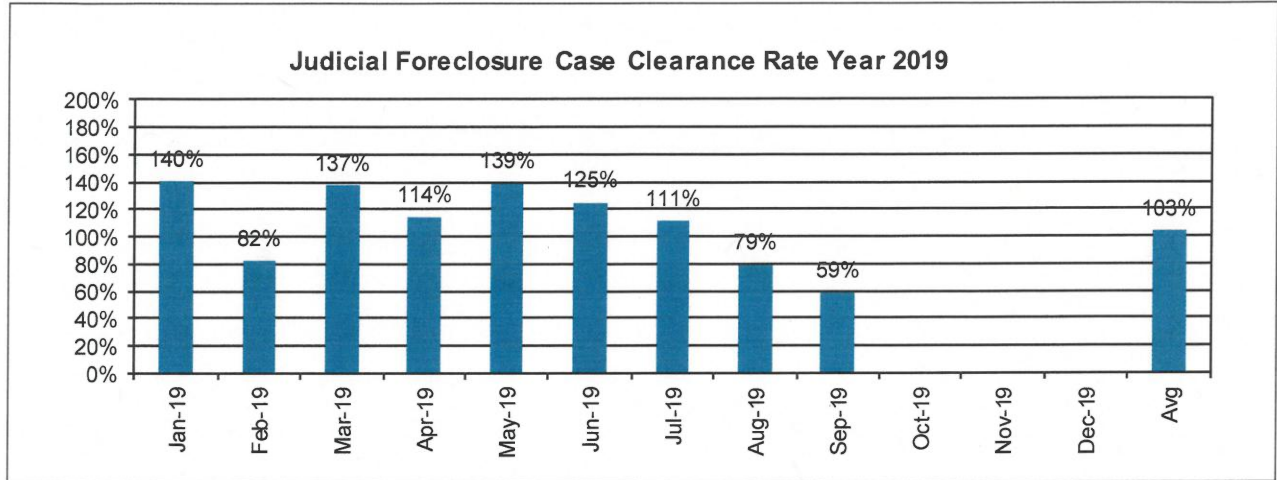


	As of:	10/9/2019	% of Total
Year			
1993		0	0.00%
2005		0	0.00%
2006		1	0.03%
2007		0	0.00%
2008		0	0.00%
2009		0	0.00%
2010		0	0.00%
2011		1	0.03%
2012		1	0.03%
2013		1	0.03%
2014		10	0.30%
2015		7	0.21%
2016		19	0.57%
2017		49	1.46%
2018		452	13.51%
2019		2804	83.83%
Total		3345	100.00%

CUYAHOGA COUNTY COMMON PLEAS COURT

Judicial Foreclosure Clearance Rate Year 2019

The Clearance Rate is the number of outgoing cases as a percentage of the number of incoming cases. Clearance rate measures whether the court is keeping up with its incoming caseload. If cases are not disposed in a timely manner, a backlog of cases awaiting disposition will grow. A Clearance Rate of 100% indicates that at least as many cases as have been filed, reopened, or reactivated in a period have been disposed.

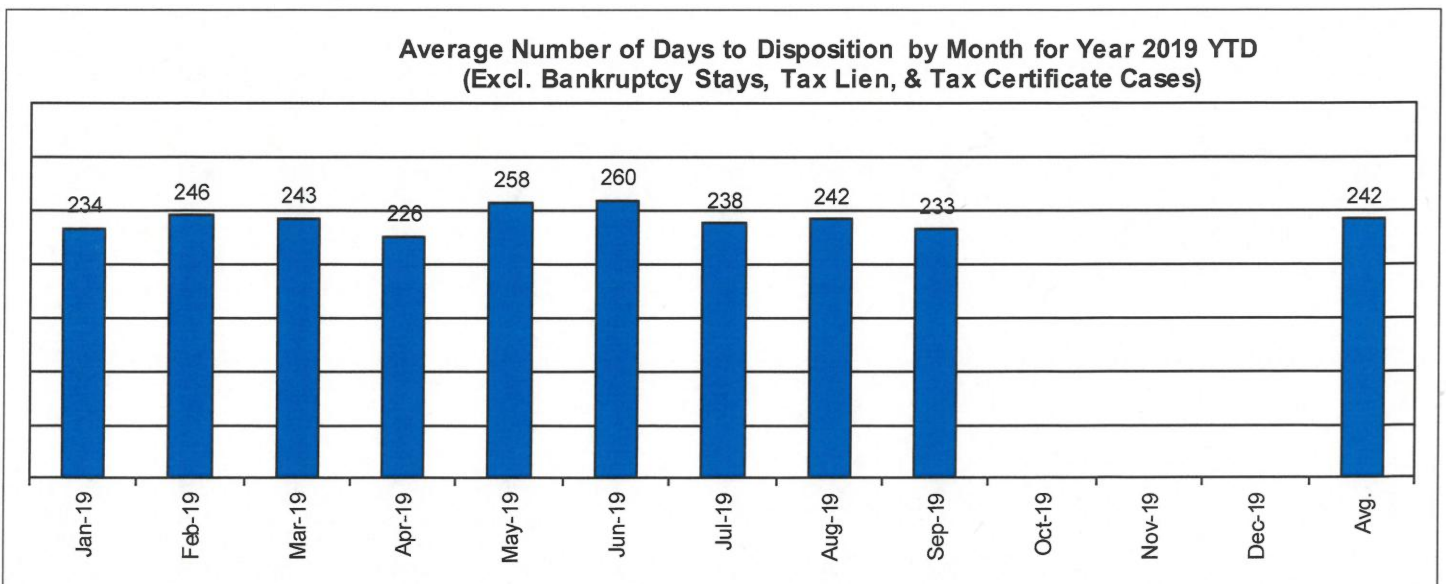
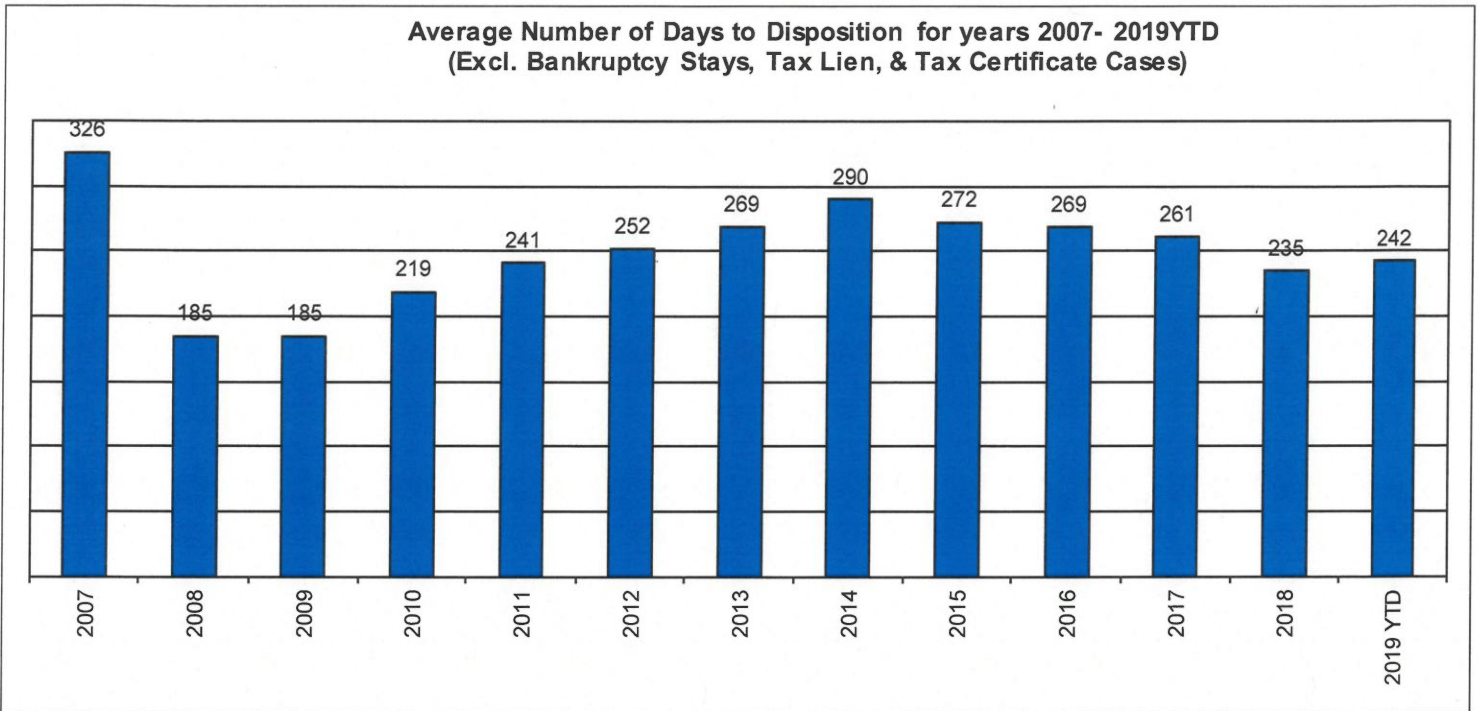


	Referrals & Reinstates	Dispositions	Clearance Rate
Jan-19	363	508	140%
Feb-19	537	441	82%
Mar-19	406	555	137%
Apr-19	421	481	114%
May-19	416	578	139%
Jun-19	415	518	125%
Jul-19	413	458	111%
Aug-19	623	494	79%
Sep-19	708	415	59%
Oct-19			
Nov-19			
Dec-19			
Avg	478	494	103%
Total	4302	4448	

CUYAHOGA COUNTY COMMON PLEAS COURT

Avg. Number of Days to Disp. (Excl. Bank. Stays & Tax Lien & Tax Cert.)

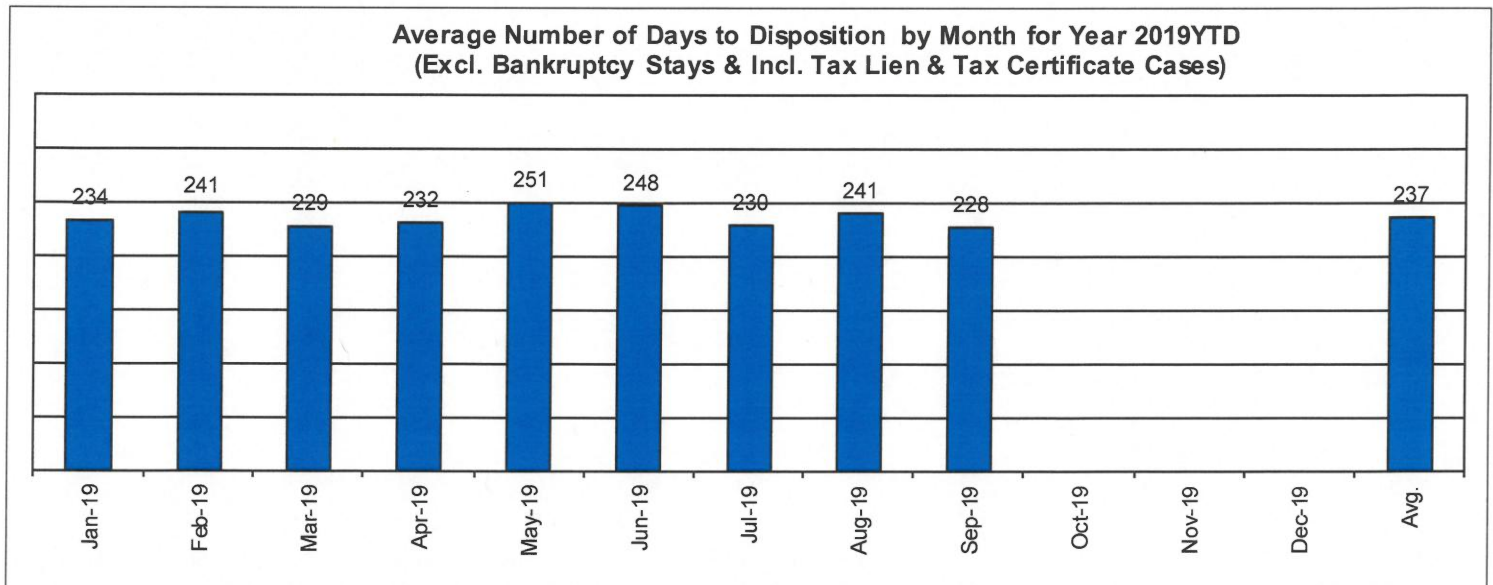
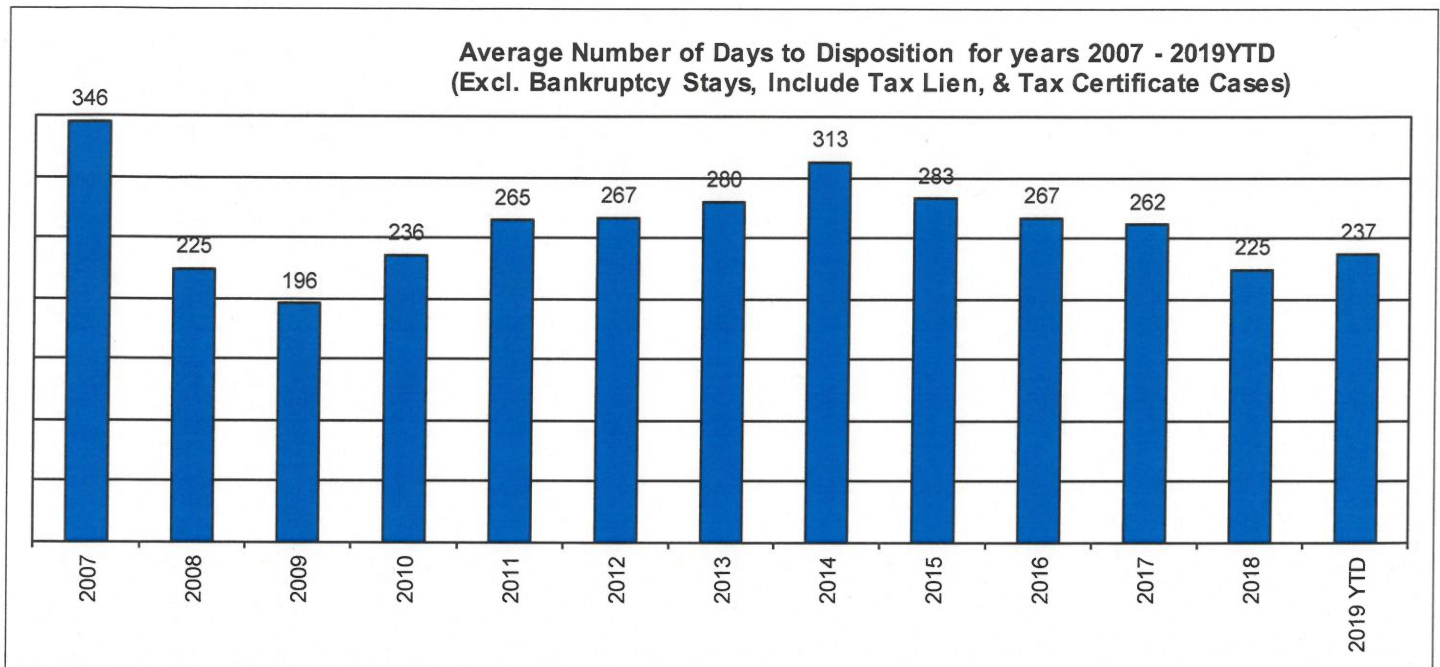
The average number of days to disposition is the number of days from filing to a final disposition entry being filed with the Clerk of Court. The data sample is based on all judicial foreclosure cases terminated by decree or dismissal (cases terminated by bankruptcy are not included) in a month. Each case is examined to determine the number of days between filing and termination with the periods that a case may have been in bankruptcy subtracted. Adding the total days of all of the cases minus bankruptcy periods and dividing by the total number of cases calculates the average. In the following chart, tax judicial foreclosure cases are excluded.



CUYAHOGA COUNTY COMMON PLEAS COURT

Avg. Number of Days to Disp. (Excl. Bank. Stays & Incl. Tax Lien & Tax Cert.)

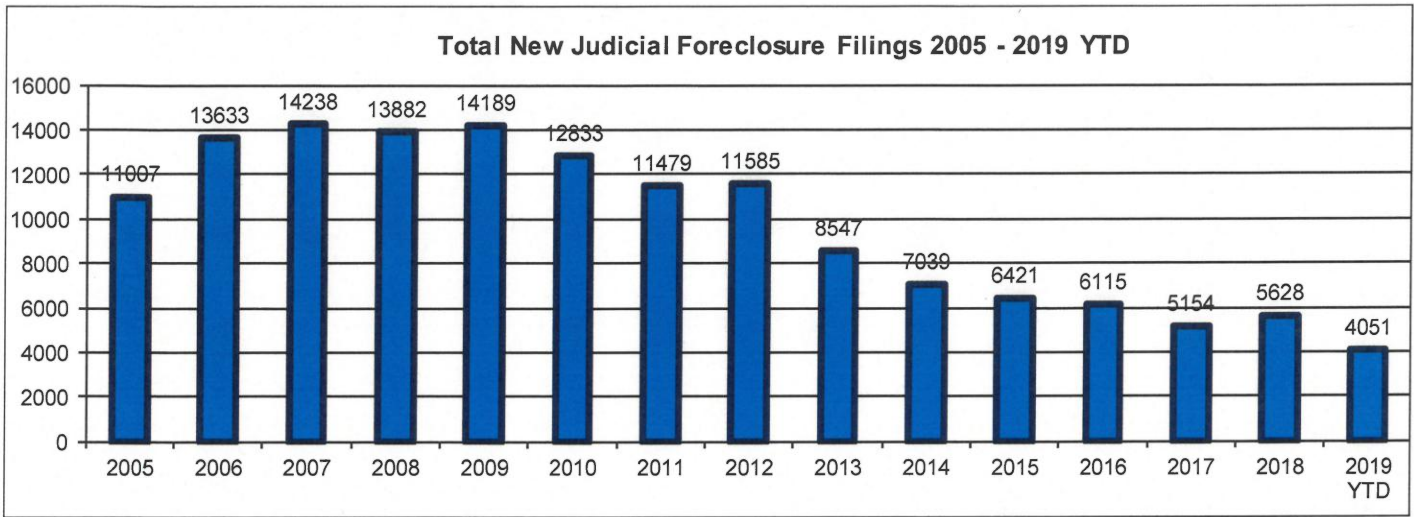
The average number of days to disposition is the number of days from filing to a final disposition entry being filed with the Clerk of Court. The data sample is based on all Judicial Foreclosure cases terminated by decree or dismissal (cases terminated by bankruptcy are not included) in a month. Each case is examined to determine the number of days between filing and termination with the periods that a case may have been in bankruptcy subtracted. Adding the total days of all of the cases minus bankruptcy periods and dividing by the total number of cases calculates the average. In the following chart, all types of Judicial Foreclosure cases are included.



Total New Judicial Foreclosure Filings

The following charts are provided as a historical view of new judicial foreclosure filings.

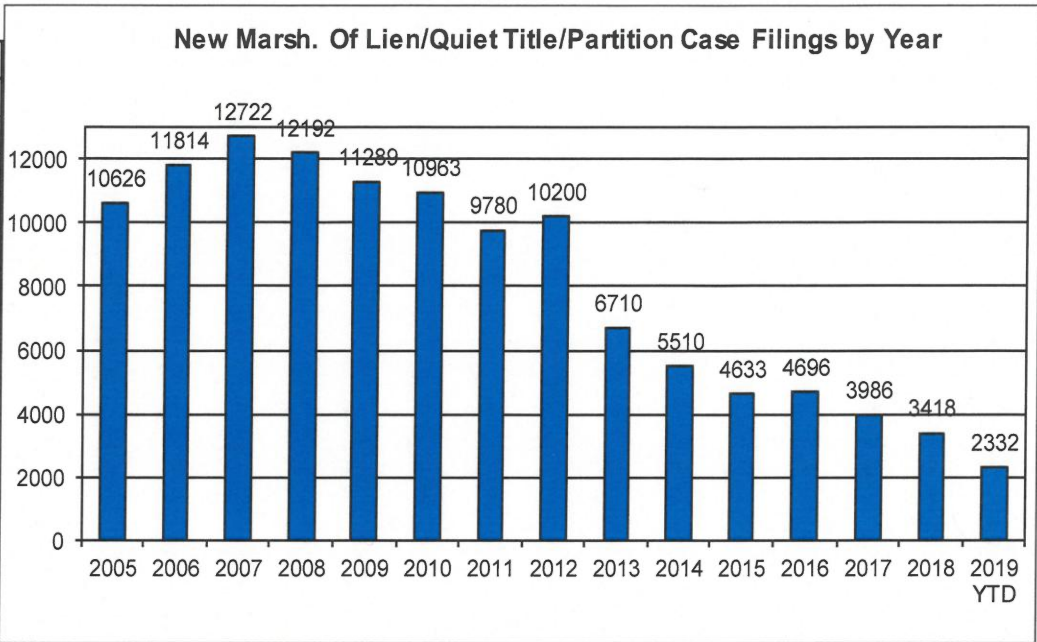
1. Total New Judicial Foreclosure Filings from 2005 – 2019 by year
2. Total New Marsh of Lien/Quiet Title/Partition Filings from 2005 – 2019 by month
3. Total New Tax Lien & Tax Certificate Filings for 2005 – 2019 by month
4. Total New Judicial Foreclosure Filings from 2005 – 2019 by month



CUYAHOGA COUNTY COMMON PLEAS COURT

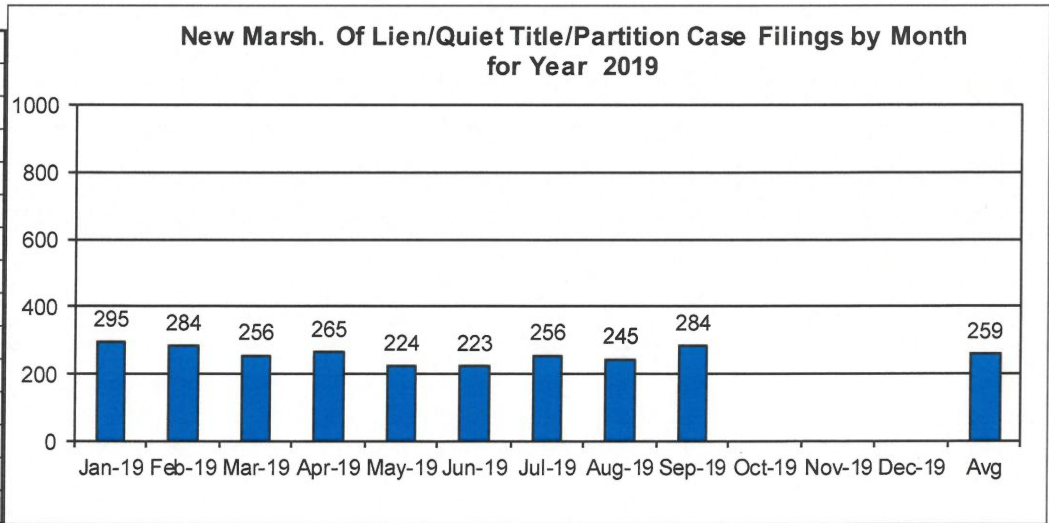
New Marsh of Lien/Quiet Title/Partition Case Filings for Years 2005 – 2019 YTD

Year	# Filings
2005	10626
2006	11814
2007	12722
2008	12192
2009	11289
2010	10963
2011	9780
2012	10200
2013	6710
2014	5510
2015	4633
2016	4696
2017	3986
2018	3418
2019 YTD	2332



New Marsh of Lien/Quiet Title/Partition Case Filings by month for 2019 YTD

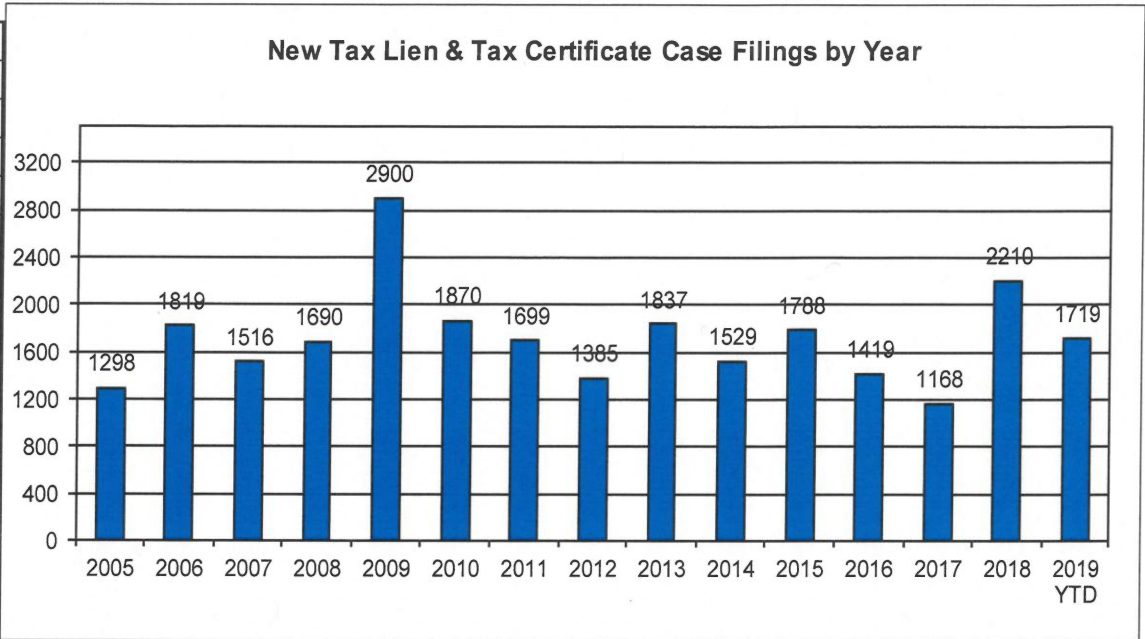
Month	# Filings
Jan-19	295
Feb-19	284
Mar-19	256
Apr-19	265
May-19	224
Jun-19	223
Jul-19	256
Aug-19	245
Sep-19	284
Oct-19	
Nov-19	
Dec-19	
Avg	259
Total	2332



CUYAHOGA COUNTY COMMON PLEAS COURT

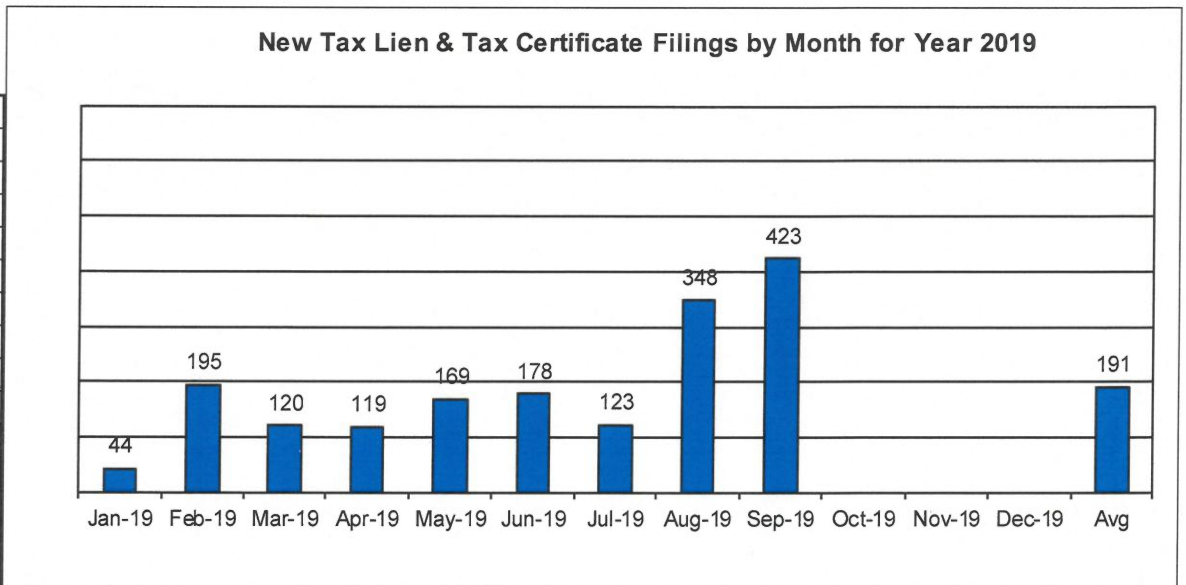
New Tax Lien & Certificate Filings for Years 2005 – 2019 YTD

Year	# Filings
2005	1298
2006	1819
2007	1516
2008	1690
2009	2900
2010	1870
2011	1699
2012	1385
2013	1837
2014	1529
2015	1788
2016	1419
2017	1168
2018	2210
2019 YTD	1719



New Tax Lien & Certificate Filings by Month for Year 2019 YTD

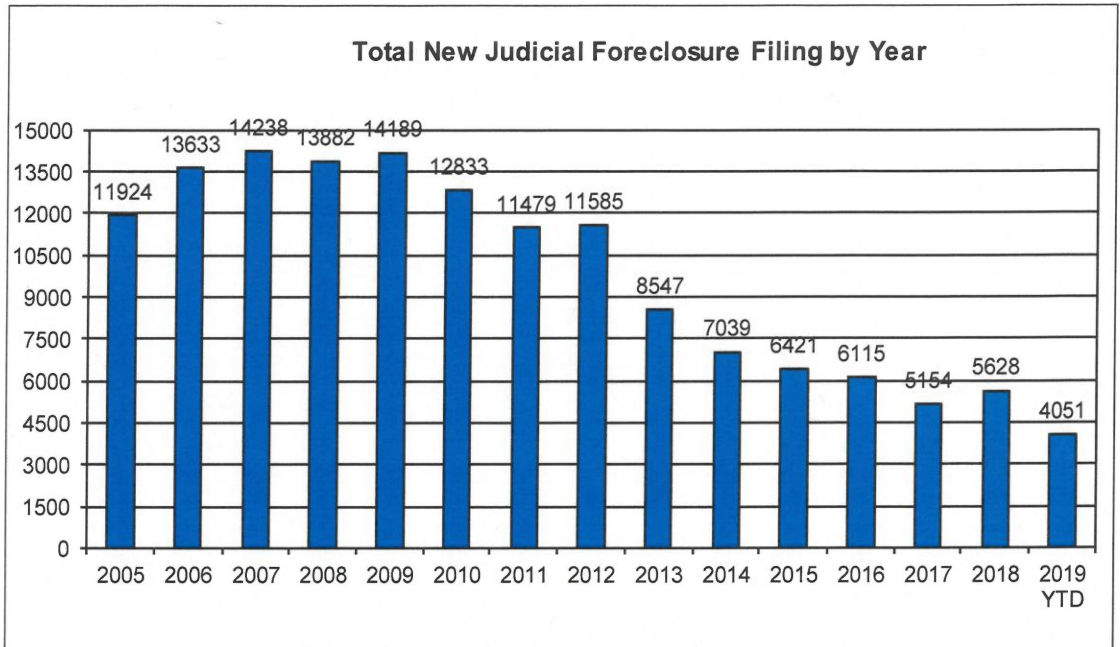
Month	# Filings
Jan-19	44
Feb-19	195
Mar-19	120
Apr-19	119
May-19	169
Jun-19	178
Jul-19	123
Aug-19	348
Sep-19	423
Oct-19	
Nov-19	
Dec-19	
Avg	191
Total	1719



CUYAHOGA COUNTY COMMON PLEAS COURT

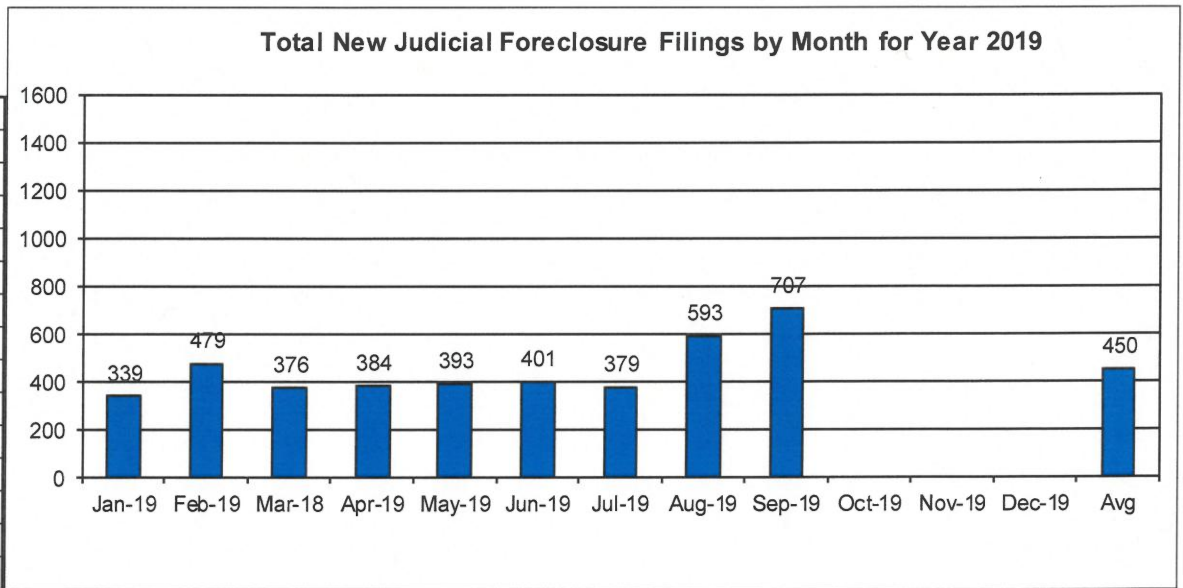
Total New Judicial Foreclosure Filings Years 2005 – 2019 YTD

Year	# Filings
2005	11924
2006	13633
2007	14238
2008	13882
2009	14189
2010	12833
2011	11479
2012	11585
2013	8547
2014	7039
2015	6421
2016	6115
2017	5154
2018	5628
2019YTD	4051



Total New Judicial Foreclosure Filings by Month for Year 2019 YTD

Month	# Filings
Jan-19	339
Feb-19	479
Mar-18	376
Apr-19	384
May-19	393
Jun-19	401
Jul-19	379
Aug-19	593
Sep-19	707
Oct-19	
Nov-19	
Dec-19	
Avg	450
Total	4051



Magistrate's Monthly Reports

The Magistrates' Monthly Report consists of 5 reports. Below is a description of each.

Magistrate's Monthly Supplemental Journal Entry Report (R415)

Retrieves total number of supplemental entries and Decrees of Confirmation of Sheriff's sale created during a specific period. A supplemental entry is any journal created by a magistrate, which does not close out a case. For example, any magistrate's order (MG) setting a hearing, any journal entry (JE) ruling on a motion, journals confirming Sheriff's sales, etc.).

Magistrate's Full Disposition Count by Magistrate Report (R413)

Retrieves total number of cases disposed of during a specific period. The dispositions are grouped by Magistrate and then broken down by the type of disposition (i. e. Default, Dismissed with Prejudice, Dismissed without Prejudice, etc.) This report can be printed three different ways. Including tax cases (Full Dispositions), excluding tax cases (Non-Tax Dispositions), and Tax cases only (Tax Dispositions).

Magistrate's Monthly Cases Referred/Reinstated Report (R418)

Retrieves newly filed cases referred to the Magistrates Dept. and cases previously disposed by the Magistrates Dept. that are reinstated and re-referred to the magistrates. The cases are separated by Tax (filing code 1465; Tax Judicial Foreclosure & 1466; Tax Certificate Judicial Foreclosure) and Non-Tax (1460; Judicial Foreclosure Marsh. Of Lien, 1480; Partition, 1470; Quiet Title, misc. (i. e. 1391; Contract Other, etc.).

Magistrate's Monthly Hearing Totals Report (R3146)

Retrieves total number of hearings held during one month. The hearings are grouped by Magistrate and then broken down by what type hearing was held (i. e. Default, Pretrial, etc.).

Magistrate's Monthly Case Load Report (R3147)

Retrieves individual caseload totals for individual magistrates during a specific period. The cases are grouped by magistrate and then broken down by case type (i. e. tax judicial foreclosure, tax certificate judicial foreclosure and non-tax judicial foreclosure).

CUYAHOGA COUNTY COURT OF COMMON PLEAS

DATE: 10/09/2019
TIME: 12:49 PM

OFFICE OF THE MAGISTRATES
MAGISTRATE'S MONTHLY SUPPLEMENTALS BY CASE
REPORTING PERIOD: SEPTEMBER 2019

PAGE: 1
CMSR415D

SUPPLEMENTALS

AUGUSTYN	179
BAKER	257
BUCHA	140
DAY	267
DYKE	222
GONZALEZ	141
HIPPLEY	97
JACKSON	224
JACKSON	140
KLEIN	191
LUCAS	161
WEISS	197
UNACCOUNTED FOR	0

TOTAL 2216

CONFIRMATIONS

TOTAL 1

CUYAHOGA COUNTY COURT OF COMMON PLEAS

OFFICE OF THE MAGISTRATES

Full Disposition Count by Magistrate

REPORTING PERIOD: FROM 09/01/2019 TO 09/30/2019

DATE: 10/09/2019

TIME: 12:50 PM

PAGE: 1

CMSR413

MagID	Dispose Type	Tax Cert.	Tax Treas.	Total
KCA				
	Bank	0	0	0
	Def	2	0	8
	Dism	0	1	5
	Ref. Vacate	0	0	0
	Court Trial	0	0	1
	Other	0	5	5
	<u>MAG'S TOTAL</u>	2	6	<u>19</u>

Decrees	267
Defaults	130
Other	133
Court Trial	4
Dismissals	125
Bankruptcy	23
Ref. Vacated	0
Grand Total	415

GDB				
	Bank	0	0	2
	Def	0	0	9
	Dism	0	2	11
	Ref. Vacate	0	0	0
	Court Trial	0	0	0
	Other	0	5	6
	<u>MAG'S TOTAL</u>	0	7	<u>28</u>

SMB				
	Bank	0	0	2
	Def	0	0	5
	Dism	0	2	13
	Ref. Vacate	0	0	0
	Court Trial	0	0	3
	Other	0	3	3
	<u>MAG'S TOTAL</u>	0	5	<u>26</u>

CED				
	Bank	0	1	5
	Def	3	0	15
	Dism	1	2	15
	Ref. Vacate	0	0	0
	Court Trial	0	0	0
	Other	0	6	9
	<u>MAG'S TOTAL</u>	4	9	<u>44</u>

JTD				
	Bank	0	0	1
	Def	0	0	16
	Dism	0	0	9
	Ref. Vacate	0	0	0
	Court Trial	0	0	0
	Other	0	9	14
	<u>MAG'S TOTAL</u>	0	9	<u>40</u>

TG				
	Bank	0	0	2
	Def	0	0	7
	Dism	0	3	10
	Ref. Vacate	0	0	0
	Court Trial	0	0	0
	Other	0	11	14
	<u>MAG'S TOTAL</u>	0	14	<u>33</u>

KH				
	Bank	0	1	6
	Def	0	2	11
	Dism	0	3	7
	Ref. Vacate	0	0	0
	Court Trial	0	0	0
	Other	1	10	17
	<u>MAG'S TOTAL</u>	1	16	<u>41</u>

ARJ				
	Bank	0	0	1
	Def	2	0	16
	Dism	0	2	22

CUYAHOGA COUNTY COURT OF COMMON PLEAS

OFFICE OF THE MAGISTRATES

Full Disposition Count by Magistrate

REPORTING PERIOD: FROM 09/01/2019 TO 09/30/2019

DATE: 10/09/2019

TIME: 12:50 PM

PAGE: 2

CMSR413

MagID	Dispose Type	Tax Cert.	Tax Treas.	Total
	Ref. Vacate	0	0	0
	Court Trial	0	0	0
	Other	0	16	23
	<u>MAG'S TOTAL</u>	2	18	<u>62</u>
<hr/>				
JLJ	Bank	0	0	0
	Def	0	0	9
	Dism	0	0	5
	Ref. Vacate	0	0	0
	Court Trial	0	0	0
	Other	0	9	9
	<u>MAG'S TOTAL</u>	0	9	<u>23</u>
<hr/>				
MK	Bank	0	2	2
	Def	1	0	11
	Dism	0	1	10
	Ref. Vacate	0	0	0
	Court Trial	0	0	0
	Other	1	5	7
	<u>MAG'S TOTAL</u>	2	8	<u>30</u>
<hr/>				
PL	Bank	0	0	1
	Def	0	0	2
	Dism	0	4	13
	Ref. Vacate	0	0	0
	Court Trial	0	0	0
	Other	0	6	7
	<u>MAG'S TOTAL</u>	0	10	<u>23</u>
<hr/>				
CW	Bank	0	0	1
	Def	0	0	21
	Dism	0	0	5
	Ref. Vacate	0	0	0
	Court Trial	0	0	0
	Other	1	14	19
	<u>MAG'S TOTAL</u>	1	14	<u>46</u>

CUYAHOGA COUNTY COURT OF COMMON PLEAS

DATE: 10/09/2019
 TIME: 12:51 PM

OFFICE OF THE MAGISTRATES
 MAGISTRATE'S MONTHLY REF/REIN CASES
 FROM 09/01/2019 TO 09/30/2019

CMSR418

MAGISTRATE	NEW REFERRALS				REINSTATED			
	Tax Treas.	Tax Cert.	Non-Tax	Total	Tax Treas.	Tax Cert.	Non-Tax	Total
<u>AUGUSTYN/KEVIN/C</u>	16	2	16	34	0	0	3	3
<u>BAKER/GAIL/D</u>	30	5	23	58	1	0	0	1
<u>BUCHA/STEPHEN/M</u>	18	2	16	36	0	0	0	0
<u>DAY/CHRISTOPHER/E</u>	35	1	28	64	0	1	2	3
<u>DYKE/JOHN/T</u>	37	0	28	65	0	0	0	0
<u>GONZALEZ/TRACEY/</u>	32	0	19	51	0	0	0	0
<u>HIPPLEY/KEVIN/</u>	41	3	26	70	0	0	1	1
<u>JACKSON/AMY/R</u>	39	2	26	67	0	0	0	0
<u>JACKSON/JIM/L</u>	32	3	26	61	0	0	0	0
<u>KLEIN/MONICA/</u>	38	1	21	60	0	0	0	0
<u>LUCAS/PAUL/</u>	40	0	25	65	0	0	0	0
<u>WEISS/CAROL/</u>	37	2	29	68	1	0	0	1
TOTAL	395	21	283	699	2	1	6	9
<u>COMBINED TOTAL</u>	708							

CUYAHOGA COUNTY COURT OF COMMON PLEAS

OFFICE OF THE MAGISTRATES

MAG MONTHLY HEARING TOTALS

Reporting Period: September 2019

DATE: 10/09/2019

TIME: 12:51 PM

PAGE: 1

CMSR3146

Monthly Hearing Total 441

AUGUSTYN
 Default Hearings 15
 Tax Hearings 8
 Pretrials 18

TOTAL: 41

BAKER
 Default Hearings 20
 Tax Hearings 9
 Pretrials 11

TOTAL: 40

BUCHA
 Default Hearings 13
 Tax Hearings 7
 Pretrials 8

TOTAL: 28

DAY
 Default Hearings 32
 Tax Hearings 24
 Pretrials 5

TOTAL: 61

DYKE
 Default Hearings 11
 Tax Hearings 10
 Pretrials 5

TOTAL: 26

GONZALEZ
 Default Hearings 2
 Tax Hearings 0
 Pretrials 3

TOTAL: 5

HIPPLEY
 Default Hearings 17
 Tax Hearings 10
 Pretrials 4

TOTAL: 31

JACKSON
 Default Hearings 15
 Tax Hearings 13
 Pretrials 11

TOTAL: 39

JACKSON
 Default Hearings 25
 Tax Hearings 23
 Pretrials 22

TOTAL: 70

KLEIN
 Default Hearings 12
 Tax Hearings 0
 Pretrials 8

CUYAHOGA COUNTY COURT OF COMMON PLEAS

OFFICE OF THE MAGISTRATES

MAG MONTHLY HEARING TOTALS

Reporting Period: September 2019

DATE: 10/09/2019
TIME: 12:51 PM

PAGE: 2
CMSR3146

TOTAL:	20
LUCAS	
Default Hearings	13
Tax Hearings	22
Pretrials	7
<hr/>	
TOTAL:	42
WEISS	
Default Hearings	16
Tax Hearings	19
Pretrials	3
<hr/>	
TOTAL:	38

CUYAHOGA COUNTY COURT OF COMMON PLEAS

DATE: 10/09/2019
 TIME: 12:51 PM

Office of the Magistrates
 Magistrate's Monthly Case Load
 MONTH: SEPTEMBER 2019

PAGE: 1
 CMSR3147

Magistrate Name	Non Tax Total	Tax Cert.	Tax Treas.	Total Tax	Total Cases
AUGUSTYN	135	11	76	87	222
BAKER	166	19	116	135	301
BUCHA	73	12	57	69	142
DAY	130	14	95	109	239
DYKE	130	2	105	107	237
GONZALEZ	151	7	125	132	283
HIPPLEY	205	12	145	157	362
JACKSON	173	17	133	150	323
JACKSON	140	10	98	108	248
KLEIN	168	13	127	140	308
LUCAS	194	15	165	180	374
WEISS	186	17	125	142	328
Non Tax Total:	1851	Cert.Tax Total: 149	Tax Treas. Total: 1367	Total Tax: 1516	Total Cases: 3367

Report CMSR1062 - Judicial Foreclosure Statistics by Judge

Report CMSR1062 provides a list of judicial foreclosure case activity for each Judge. The report identifies how many cases were pending at the beginning of the period. The new cases filed and cases that were transferred in or reactivated are added to the number pending at the beginning of the period. It then shows the type and number of terminations for the period. The total terminations are subtracted from the total pending which provides the pending at the end of the period.

CUYAHOGA COUNTY COURT OF COMMON PLEAS

DATE: 10/09/2019
TIME: 12:47 PM

Foreclosure Statistics by Judge
Reporting Period: September 2019

PAGE: 1
CMSR1062

Judge							
AMBROSE, DICK							
	Pending at Beg of Period		New Cases Filed	Cases Transferred In / Reactivated			Total
	66		21	1			88
Terminations							
	Bankruptcy	Default	RefVacated	Court Trial	Dismiss	Other	Total
	0	5	0	0	7	4	16
Total Pending at End of Period							72
CALABRESE, DEENA R							
	Pending at Beg of Period		New Cases Filed	Cases Transferred In / Reactivated			Total
	90		17	0			107
Terminations							
	Bankruptcy	Default	RefVacated	Court Trial	Dismiss	Other	Total
	0	2	0	0	4	4	10
Total Pending at End of Period							97
CALABRESE, J. PHILIP							
	Pending at Beg of Period		New Cases Filed	Cases Transferred In / Reactivated			Total
	113		22	0			135
Terminations							
	Bankruptcy	Default	RefVacated	Court Trial	Dismiss	Other	Total
	1	0	0	0	6	5	12
Total Pending at End of Period							123
CLANCY, MAUREEN							
	Pending at Beg of Period		New Cases Filed	Cases Transferred In / Reactivated			Total
	74		15	0			89
Terminations							
	Bankruptcy	Default	RefVacated	Court Trial	Dismiss	Other	Total
	1	1	0	0	1	3	6
Total Pending at End of Period							83
COLLIER-WILLIAMS, CASSANDRA							
	Pending at Beg of Period		New Cases Filed	Cases Transferred In / Reactivated			Total
	84		15	2			101
Terminations							
	Bankruptcy	Default	RefVacated	Court Trial	Dismiss	Other	Total
	0	7	0	0	1	5	13
Total Pending at End of Period							88
CORRIGAN, BRIAN J							
	Pending at Beg of Period		New Cases Filed	Cases Transferred In / Reactivated			Total
	93		16	0			109
Terminations							
	Bankruptcy	Default	RefVacated	Court Trial	Dismiss	Other	Total
	1	1	0	0	2	5	9
Total Pending at End of Period							100
CORRIGAN, PETER J							
	Pending at Beg of Period		New Cases Filed	Cases Transferred In / Reactivated			Total
	82		27	2			111
Terminations							
	Bankruptcy	Default	RefVacated	Court Trial	Dismiss	Other	Total
	0	6	0	0	1	11	18
Total Pending at End of Period							93
FUERST, NANCY A							

CUYAHOGA COUNTY COURT OF COMMON PLEAS

DATE: 10/09/2019
TIME: 12:47 PM

Foreclosure Statistics by Judge
Reporting Period: September 2019

PAGE: 2
CMSR1062

Judge							
	Pending at Beg of Period		New Cases Filed		Cases Transferred In / Reactivated		Total
	69		20		2		91
Terminations							
	Bankruptcy	Default	RefVacated	Court Trial	Dismiss	Other	Total
	0	4	0	0	3	5	12
	Total Pending at End of Period						79
GALL, STEVEN E							
	Pending at Beg of Period		New Cases Filed		Cases Transferred In / Reactivated		Total
	93		24		0		117
Terminations							
	Bankruptcy	Default	RefVacated	Court Trial	Dismiss	Other	Total
	1	6	0	0	1	6	14
	Total Pending at End of Period						103
GALLAGHER, HOLLIE L							
	Pending at Beg of Period		New Cases Filed		Cases Transferred In / Reactivated		Total
	81		20		1		102
Terminations							
	Bankruptcy	Default	RefVacated	Court Trial	Dismiss	Other	Total
	1	3	0	0	3	4	11
	Total Pending at End of Period						91
GALLAGHER, KELLY ANN							
	Pending at Beg of Period		New Cases Filed		Cases Transferred In / Reactivated		Total
	117		21		0		138
Terminations							
	Bankruptcy	Default	RefVacated	Court Trial	Dismiss	Other	Total
	5	4	0	0	6	5	20
	Total Pending at End of Period						118
GALLAGHER, SHANNON M							
	Pending at Beg of Period		New Cases Filed		Cases Transferred In / Reactivated		Total
	104		24		0		128
Terminations							
	Bankruptcy	Default	RefVacated	Court Trial	Dismiss	Other	Total
	0	1	0	0	6	3	10
	Total Pending at End of Period						118
GAUL, DANIEL							
	Pending at Beg of Period		New Cases Filed		Cases Transferred In / Reactivated		Total
	87		22		0		109
Terminations							
	Bankruptcy	Default	RefVacated	Court Trial	Dismiss	Other	Total
	0	2	0	0	4	2	8
	Total Pending at End of Period						101
HAGAN, EMILY							
	Pending at Beg of Period		New Cases Filed		Cases Transferred In / Reactivated		Total
	88		22		1		111
Terminations							
	Bankruptcy	Default	RefVacated	Court Trial	Dismiss	Other	Total
	2	3	0	0	3	3	11
	Total Pending at End of Period						100
JONES, WANDA C							

CUYAHOGA COUNTY COURT OF COMMON PLEAS

DATE: 10/09/2019
TIME: 12:47 PM

Foreclosure Statistics by Judge
Reporting Period: September 2019

PAGE: 3
CMSR1062

Judge							
	Pending at Beg of Period		New Cases Filed		Cases Transferred In / Reactivated		Total
	95		23		0		118
Terminations							
	Bankruptcy	Default	RefVacated	Court Trial	Dismiss	Other	Total
	1	5	0	0	4	3	13
	Total Pending at End of Period						105
KILBANE, ASHLEY							
	Pending at Beg of Period		New Cases Filed		Cases Transferred In / Reactivated		Total
	103		21		1		125
Terminations							
	Bankruptcy	Default	RefVacated	Court Trial	Dismiss	Other	Total
	1	6	0	0	1	8	16
	Total Pending at End of Period						109
MATIA, DAVID T							
	Pending at Beg of Period		New Cases Filed		Cases Transferred In / Reactivated		Total
	93		19		1		113
Terminations							
	Bankruptcy	Default	RefVacated	Court Trial	Dismiss	Other	Total
	0	2	0	0	1	5	8
	Total Pending at End of Period						105
MCCLELLAND, ROBERT C							
	Pending at Beg of Period		New Cases Filed		Cases Transferred In / Reactivated		Total
	115		14		0		129
Terminations							
	Bankruptcy	Default	RefVacated	Court Trial	Dismiss	Other	Total
	0	5	0	0	5	2	12
	Total Pending at End of Period						117
MCCORMICK, TIMOTHY							
	Pending at Beg of Period		New Cases Filed		Cases Transferred In / Reactivated		Total
	90		23		3		116
Terminations							
	Bankruptcy	Default	RefVacated	Court Trial	Dismiss	Other	Total
	0	4	0	0	0	5	9
	Total Pending at End of Period						107
MCDONNELL, NANCY R							
	Pending at Beg of Period		New Cases Filed		Cases Transferred In / Reactivated		Total
	118		26		2		146
Terminations							
	Bankruptcy	Default	RefVacated	Court Trial	Dismiss	Other	Total
	0	8	0	0	2	8	18
	Total Pending at End of Period						128
MCGINTY, WILLIAM T							
	Pending at Beg of Period		New Cases Filed		Cases Transferred In / Reactivated		Total
	100		17		2		119
Terminations							
	Bankruptcy	Default	RefVacated	Court Trial	Dismiss	Other	Total
	0	5	0	0	6	5	16
	Total Pending at End of Period						103
MIDAY, SHERRIE							

CUYAHOGA COUNTY COURT OF COMMON PLEAS

DATE: 10/09/2019
TIME: 12:47 PM

Foreclosure Statistics by Judge
Reporting Period: September 2019

PAGE: 4
CMSR1062

Judge

Pending at Beg of Period		New Cases Filed			Cases Transferred In / Reactivated			Total
	87			18			105	
Terminations								
	Bankruptcy 0	Default 5	RefVacated 0	Court Trial 0	Dismiss 1	Other 4	Total 10	
Total Pending at End of Period							95	
O'DONNELL, JOHN P								
Pending at Beg of Period		New Cases Filed			Cases Transferred In / Reactivated			Total
	71			24			96	
Terminations								
	Bankruptcy 4	Default 6	RefVacated 0	Court Trial 0	Dismiss 4	Other 4	Total 18	
Total Pending at End of Period							78	
RUSSO, JOHN J								
Pending at Beg of Period		New Cases Filed			Cases Transferred In / Reactivated			Total
	33			11			44	
Terminations								
	Bankruptcy 1	Default 0	RefVacated 0	Court Trial 1	Dismiss 2	Other 2	Total 6	
Total Pending at End of Period							38	
RUSSO, JOSEPH D								
Pending at Beg of Period		New Cases Filed			Cases Transferred In / Reactivated			Total
	95			19			116	
Terminations								
	Bankruptcy 0	Default 8	RefVacated 0	Court Trial 0	Dismiss 5	Other 6	Total 19	
Total Pending at End of Period							97	
RUSSO, MICHAEL J								
Pending at Beg of Period		New Cases Filed			Cases Transferred In / Reactivated			Total
	102			23			125	
Terminations								
	Bankruptcy 1	Default 3	RefVacated 0	Court Trial 0	Dismiss 7	Other 10	Total 21	
Total Pending at End of Period							104	
RUSSO, NANCY MARGARET								
Pending at Beg of Period		New Cases Filed			Cases Transferred In / Reactivated			Total
	59			23			84	
Terminations								
	Bankruptcy 0	Default 4	RefVacated 0	Court Trial 0	Dismiss 5	Other 3	Total 12	
Total Pending at End of Period							72	
SAFFOLD, SHIRLEY STRICKLAND								
Pending at Beg of Period		New Cases Filed			Cases Transferred In / Reactivated			Total
	86			18			104	
Terminations								
	Bankruptcy 1	Default 1	RefVacated 0	Court Trial 0	Dismiss 7	Other 1	Total 10	
Total Pending at End of Period							94	
SHAUGHNESSY, MICHAEL P								

CUYAHOGA COUNTY COURT OF COMMON PLEAS

DATE: 10/09/2019
TIME: 12:47 PM

Foreclosure Statistics by Judge
Reporting Period: September 2019

PAGE: 5
CMSR1062

Judge							
	Pending at Beg of Period		New Cases Filed	Cases Transferred In / Reactivated			Total
	113		21	2			136
Terminations	Bankruptcy	Default	RefVacated	Court Trial	Dismiss	Other	Total
	0	1	0	0	1	0	2
Total Pending at End of Period							134
SHEEHAN, BRENDAN J							
	Pending at Beg of Period		New Cases Filed	Cases Transferred In / Reactivated			Total
	98		23	0			121
Terminations	Bankruptcy	Default	RefVacated	Court Trial	Dismiss	Other	Total
	0	6	0	0	3	2	11
Total Pending at End of Period							110
SUTULA, JOHN D							
	Pending at Beg of Period		New Cases Filed	Cases Transferred In / Reactivated			Total
	114		28	2			144
Terminations	Bankruptcy	Default	RefVacated	Court Trial	Dismiss	Other	Total
	0	1	0	0	1	5	7
Total Pending at End of Period							137
SUTULA, KATHLEEN ANN							
	Pending at Beg of Period		New Cases Filed	Cases Transferred In / Reactivated			Total
	70		20	0			90
Terminations	Bankruptcy	Default	RefVacated	Court Trial	Dismiss	Other	Total
	1	5	0	0	2	1	9
Total Pending at End of Period							81
SYNENBERG, JOAN							
	Pending at Beg of Period		New Cases Filed	Cases Transferred In / Reactivated			Total
	91		25	0			116
Terminations	Bankruptcy	Default	RefVacated	Court Trial	Dismiss	Other	Total
	1	5	0	0	8	2	16
Total Pending at End of Period							100
TURNER, DEBORAH M							
	Pending at Beg of Period		New Cases Filed	Cases Transferred In / Reactivated			Total
	103		25	1			129
Terminations	Bankruptcy	Default	RefVacated	Court Trial	Dismiss	Other	Total
	0	4	0	0	3	8	15
Total Pending at End of Period							114

Monthly Summary

MONTHLY SUMMARY

September 2019

NAME	PEND	ASSIGNED			TRIALS						DISP	PENDING				+	-
		CV	CR	TOT	JURY			COURT				CV	FR	CR	TOT		
Dick Ambrose	436	58	24	82	0	0	0	0	1	1	83	220	70	145	435	+ 1	
Deena R. Calabrese	424	54	22	76	0	0	0	0	0	0	76	220	97	107	424	0	
J. Philip Calabrese	402	55	24	79	0	2	2	0	0	0	43	201	122	115	438	- 36	
Maureen Clancy	399	53	28	81	0	1	1	0	1	1	73	223	83	101	407	- 8	
Cassandra Collier-Willia	426	55	36	91	0	0	0	0	0	0	89	194	88	146	428	- 2	
Brian J. Corrigan	495	57	28	85	0	2	2	1	0	1	59	295	100	126	521	- 26	
Peter J. Corrigan	448	57	31	88	0	0	0	0	0	0	74	208	93	161	462	- 14	
Nancy A. Fuerst	384	54	27	81	0	0	0	0	1	1	74	227	79	85	391	- 7	
Steven E. Gall	456	55	36	91	0	0	0	0	0	0	74	212	103	158	473	- 17	
Hollie L. Gallagher	397	52	31	83	0	0	0	0	0	0	81	214	90	95	399	- 2	
Kelly A. Gallagher	446	56	27	83	0	0	0	0	0	0	85	200	118	126	444	+ 2	
Shannon M. Gallagher	418	55	27	82	0	0	0	0	1	1	71	201	118	110	429	- 11	
Daniel Gaul	434	54	38	92	0	1	1	0	0	0	67	187	100	172	459	- 25	
Emily Hagan	447	55	28	83	0	2	2	1	0	1	85	205	98	142	445	+ 2	
Wanda C. Jones	480	54	40	94	0	0	0	0	0	0	96	199	104	175	478	+ 2	
Ashley Kilbane	504	56	18	74	1	0	1	0	0	0	116	230	108	124	462	+ 42	
David T. Matia	439	58	40	98	0	0	0	0	0	0	80	217	105	135	457	- 18	
Robert C. McClelland	492	57	38	95	0	0	0	0	0	0	87	249	115	136	500	- 8	
Timothy McCormick	360	56	30	86	0	0	0	0	1	1	59	191	107	89	387	- 27	
Nancy R. McDonnell	455	57	44	101	0	2	2	0	0	0	107	199	128	122	449	+ 6	
William T. McGinty	496	57	36	93	0	0	0	0	0	0	62	258	99	170	527	- 31	
Sherrie Miday	460	54	36	90	0	1	1	1	0	1	81	252	94	123	469	- 9	
John P. O'Donnell	409	59	24	83	0	1	1	0	1	1	91	204	78	119	401	+ 8	
John J. Russo	132	27	20	47	0	0	0	0	0	0	21	73	38	47	158	- 26	
Joseph D. Russo	570	58	42	100	0	1	1	1	0	1	84	243	97	246	586	- 16	
Michael J. Russo	421	61	30	91	0	0	0	0	0	0	99	202	104	107	413	+ 8	
Nancy Margaret Russo	253	60	36	96	0	0	0	0	0	0	76	119	71	83	273	- 20	
Shirley Strickland Saffold	443	58	35	93	0	0	0	1	0	1	76	228	94	138	460	- 17	
Michael P. Shaughnessy	441	60	29	89	0	0	0	0	0	0	64	218	134	114	466	- 25	
Brendan J. Sheehan	372	55	32	87	0	1	1	0	0	0	85	155	109	110	374	- 2	
John D. Sutula	620	62	31	93	0	0	0	0	0	0	67	311	137	198	646	- 26	
Kathleen Ann Sutula	412	56	28	84	0	1	1	0	0	0	86	198	81	131	410	+ 2	
Joan Synenberg	374	59	36	95	0	1	1	0	0	0	91	206	99	73	378	- 4	
Deborah M. Turner	471	53	34	87	0	0	0	1	1	2	72	217	113	156	486	- 15	
TOTALS	14616	1887	1066	2953	1	16	17	6	7	13	2634	7176	3374	4385	14935	- 319	

Year to Date Summary

SUMMARY FOR THE COURT

January - September 2019

NAME	PEND	ASSIGNED			TRIALS						DISP	PENDING				+	-
		CV	CR	TOT	JURY			COURT				CV	FR	CR	TOT		
Dick Ambrose	428	459	317	776	1	3	4	1	4	5	769	220	70	145	435	-7	
Deena R. Calabrese	452	453	222	675	2	2	4	0	2	2	703	220	97	107	424	+28	
J. Philip Calabrese	390	467	247	714	0	3	3	0	0	0	666	201	122	115	438	-48	
Maureen Clancy	375	458	289	747	2	5	7	0	1	1	715	223	83	101	407	-32	
Cassandra Collier-Willia	452	446	323	769	0	2	2	0	2	2	793	194	88	146	428	+24	
Brian J. Corrigan	509	458	250	708	1	6	7	1	2	3	696	295	100	126	521	-12	
Peter J. Corrigan	450	452	322	774	2	4	6	0	3	3	762	208	93	161	462	-12	
Nancy A. Fuerst	392	439	289	728	2	8	10	0	1	1	729	227	79	85	391	+1	
Steven E. Gall	450	439	341	780	1	5	6	1	2	3	757	212	103	158	473	-23	
Hollie L. Gallagher	372	449	278	727	1	4	5	1	0	1	700	214	90	95	399	-27	
Kelly A. Gallagher	452	452	305	757	0	2	2	0	1	1	765	200	118	126	444	+8	
Shannon M. Gallagher	486	454	290	744	1	0	1	3	6	9	801	201	118	110	429	+57	
Daniel Gaul	482	443	344	787	2	3	5	3	1	4	810	187	100	172	459	+23	
Emily Hagan	454	437	319	756	0	6	6	1	1	2	765	205	98	142	445	+9	
Wanda C. Jones	457	453	344	797	1	2	3	1	2	3	776	199	104	175	478	-21	
Ashley Kilbane	486	470	284	754	2	4	6	1	0	1	778	230	108	124	462	+24	
David T. Matia	416	458	377	835	0	7	7	1	2	3	794	217	105	135	457	-41	
Robert C. McClelland	492	448	301	749	0	1	1	6	5	11	741	249	115	136	500	-8	
Timothy McCormick	380	452	262	714	0	5	5	1	3	4	707	191	107	89	387	-7	
Nancy R. McDonnell	408	467	332	799	1	8	9	2	1	3	758	199	128	122	449	-41	
William T. McGinty	528	456	336	792	0	2	2	4	4	8	793	258	99	170	527	+1	
Sherrie Miday	484	458	330	788	0	4	4	2	3	5	803	252	94	123	469	+15	
John P. O'Donnell	408	465	304	769	2	13	15	8	4	12	776	204	78	119	401	+7	
John J. Russo	189	115	137	252	3	1	4	0	2	2	283	73	38	47	158	+31	
Joseph D. Russo	527	456	342	798	0	1	1	4	3	7	739	243	97	246	586	-59	
Michael J. Russo	408	465	271	736	3	3	6	2	4	6	731	202	104	107	413	-5	
Nancy Margaret Russo	223	475	265	740	0	1	1	0	7	7	690	119	71	83	273	-50	
Shirley Strickland Saffold	458	460	284	744	0	8	8	2	1	3	742	228	94	138	460	-2	
Michael P. Shaughnessy	459	455	290	745	1	1	2	0	2	2	738	218	134	114	466	-7	
Brendan J. Sheehan	370	440	271	711	2	8	10	1	3	4	707	155	109	110	374	-4	
John D. Sutula	583	465	375	840	1	3	4	3	5	8	777	311	137	198	646	-63	
Kathleen Ann Sutula	406	455	286	741	0	9	9	0	2	2	737	198	81	131	410	-4	
Joan Synenberg	374	471	335	806	1	3	4	0	1	1	802	206	99	73	378	-4	
Deborah M. Turner	434	440	280	720	1	2	3	1	2	3	668	217	113	156	486	-52	
TOTALS	14634	15130	10142	25272	33	139	172	50	82	132	24971	7176	3374	4385	14935	-301	

Corrections/Adjustments