



CUYAHOGA COUNTY COMMON PLEAS COURT

***Statistics Report
January 2021***

***Brendan J. Sheehan
Administrative and Presiding Judge***

TABLE OF CONTENTS

Criminal Statistics

Newly Filed, Re-Activated and Transferred in Cases _____ 4

Yearly Criminal Terminations _____ 5

Pending Criminal Cases End of Period _____ 6

Clearance Rate _____ 7

Arrest to Disposition Timeline _____ 8

Average Arrest to Disposition Timeline (Jail Cases) _____ 9

Average Arrest to Disposition Timeline (Non-Jail Cases) _____ 10

Average Arrest to Disposition Timeline (Jail and Non-Jail Cases) _____ 11

Yearly Average Arrest to Disposition Timeline _____ 12

Indictments and Informations Filed With the Clerk of Courts _____ 13

Bail Case Arraignment Activity _____ 14

Overall Arraignment Statistics _____ 15

Foreclosure Statistics

Total Pending Judicial Foreclosure Cases Referred to Magistrates _____ 17

Total Pending Tax Lien & Certificate Cases Referred to Magistrates _____ 18

Percentage of Pending Judicial Foreclosure Cases By Filing Year _____ 19

Judicial Foreclosure Clearance Rate Year 2021 _____ 20

Avg. Number of Days to Disp. (Excl. Bank. Stays & Tax Lien & Tax Cert.) _____ 21

Avg. Number of Days to Disp. (Excl. Bank. Stays & Incl. Tax Lien & Tax Cert.) _____ 22

Total New Judicial Foreclosure Filings _____ 23

New Marsh of Lien/Quiet Title/Partition Case Filings for Years 2005 – 2021 YTD _____ 24

New Marsh of Lien/Quiet Title/Partition Case Filings by month for 2021 YTD _____ 24

New Tax Lien & Certificate Filings for Years 2005 – 2021 YTD _____ 25

New Tax Lien & Certificate Filings by Month for Year 2021 YTD _____ 25

Total New Judicial Foreclosure Filings Years 2005 – 2021 YTD _____ 26

Total New Judicial Foreclosure Filings by Month for Year 2021 YTD _____ 26

Magistrate’s Monthly Reports _____ 27

Report CMSR1062 - Judicial Foreclosure Statistics by Judge _____ 35

Monthly Summary _____ 41

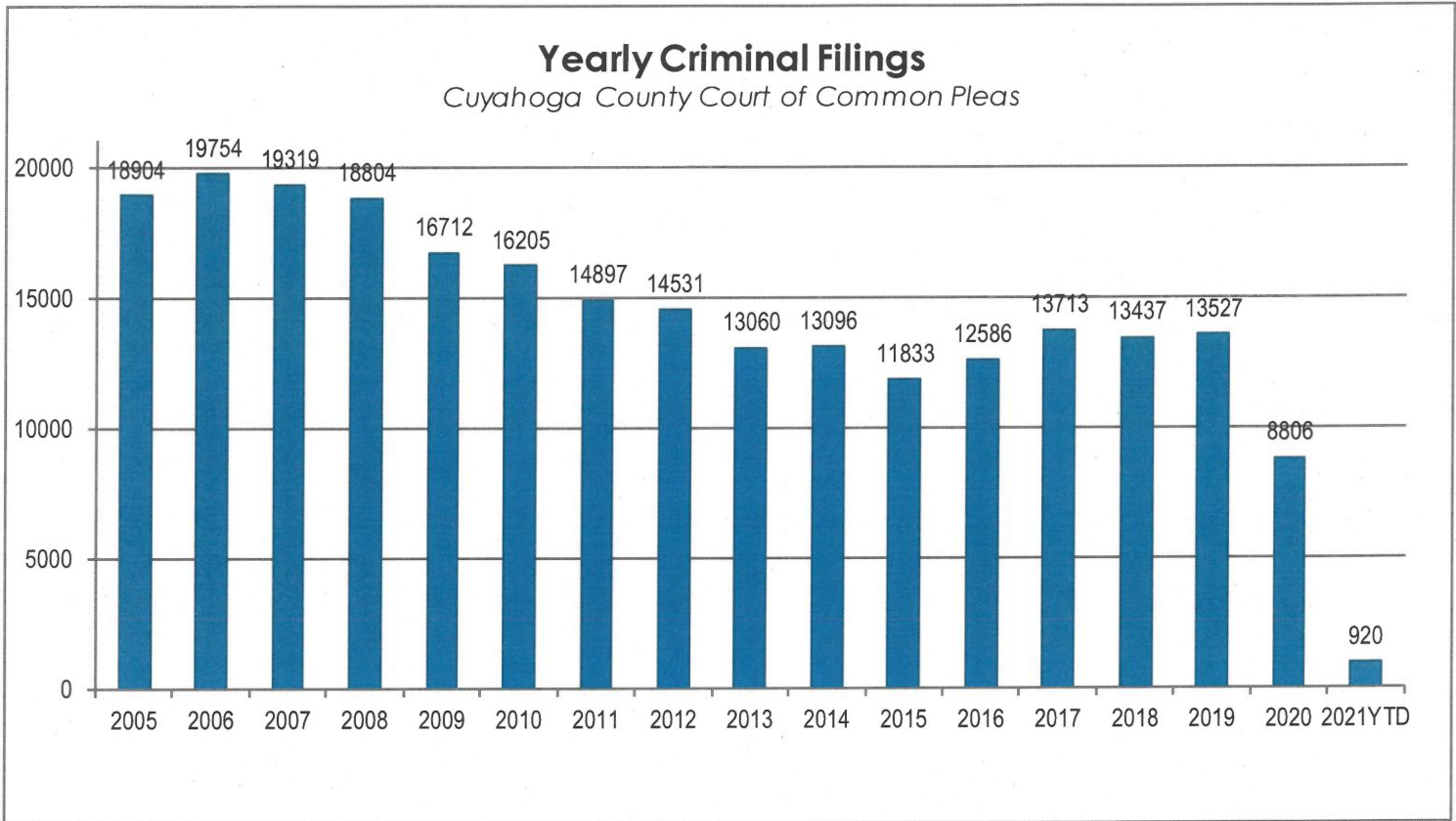
Year to Date Summary _____ 43

Corrections/Adjustments _____ 45

Criminal Case Statistics

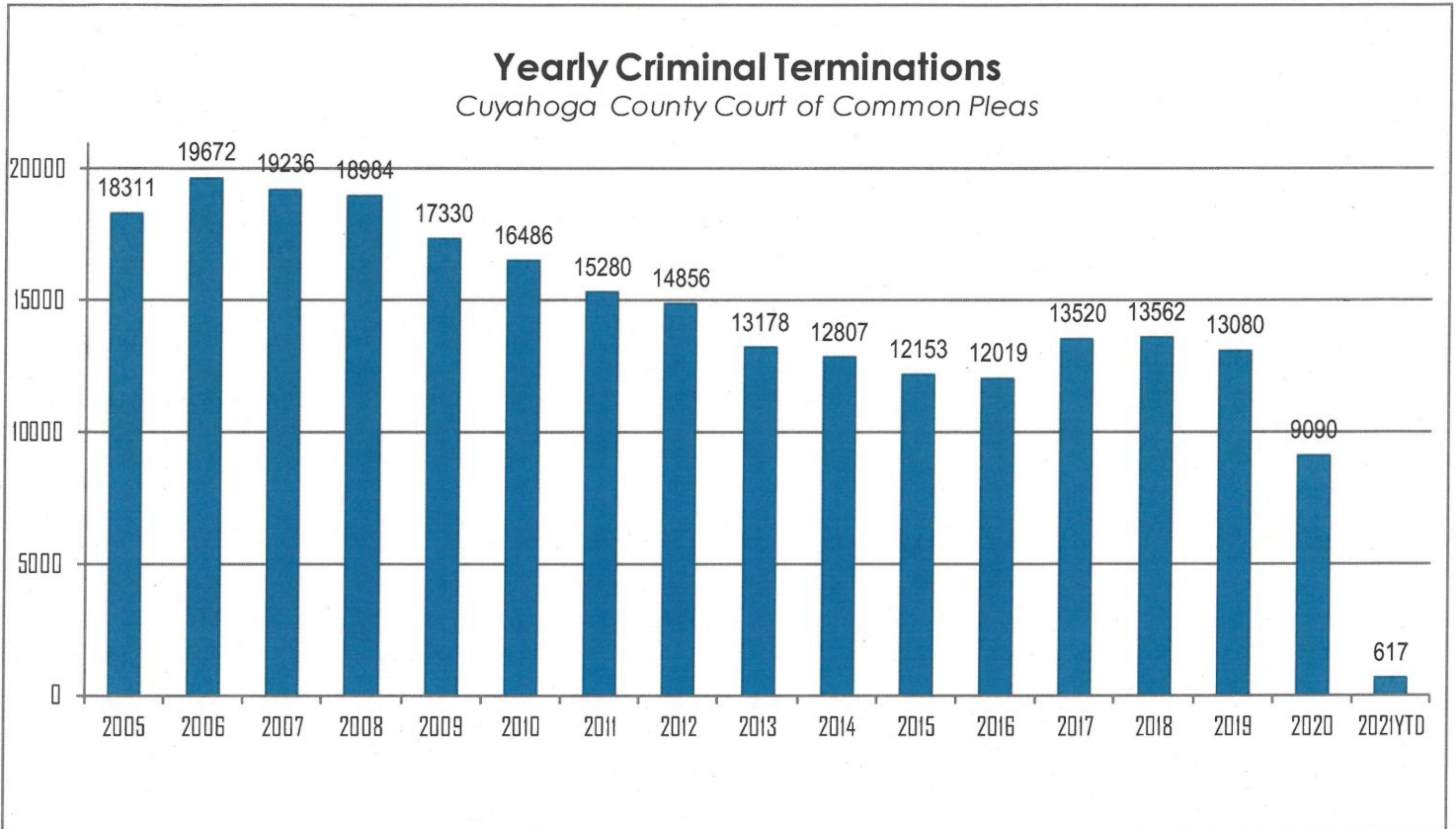
Newly Filed, Re-Activated and Transferred in Cases

The following chart is a representation of all filed cases in Cuyahoga County Court of Common Pleas from 2005 – January 2021. Newly filed cases are defined as having been arraigned and assigned to a Judge. Re-activated cases are defined as cases where a defendant was unavailable for trial and has now become ready to proceed. Transferred cases are defined as cases moved from one judge’s docket to another. This could be due to re-assignment to a Mental Health Judge or after additional information indicates that by Court rule, the case should have been assigned to another Judge.



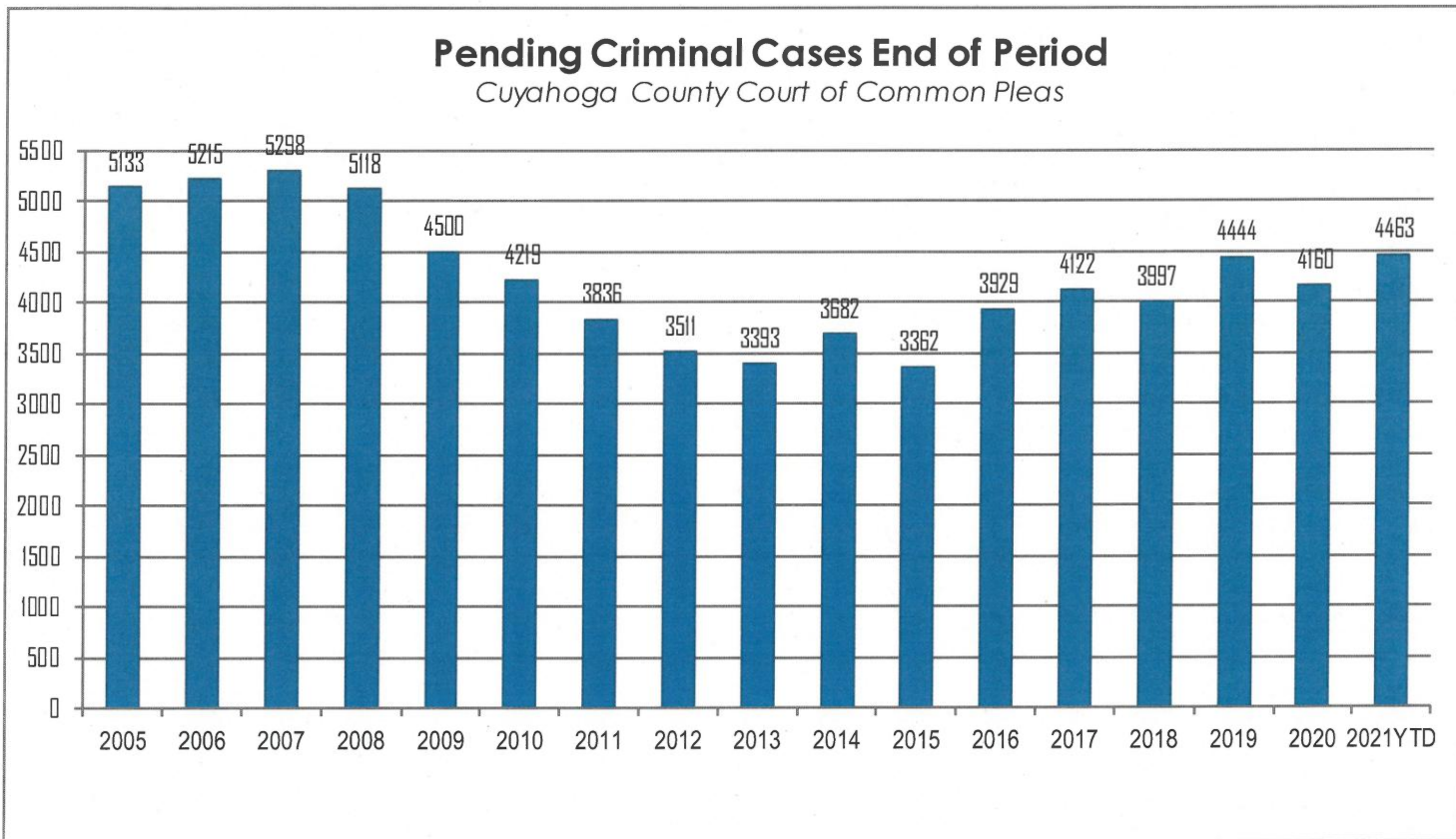
Yearly Criminal Terminations

The following chart represents cases that have been terminated by the court from 2005 – January 2021. These cases have been terminated either by trial; plea, dismissal or a defendant is unavailable for trial or sentencing.



Pending Criminal Cases End of Period

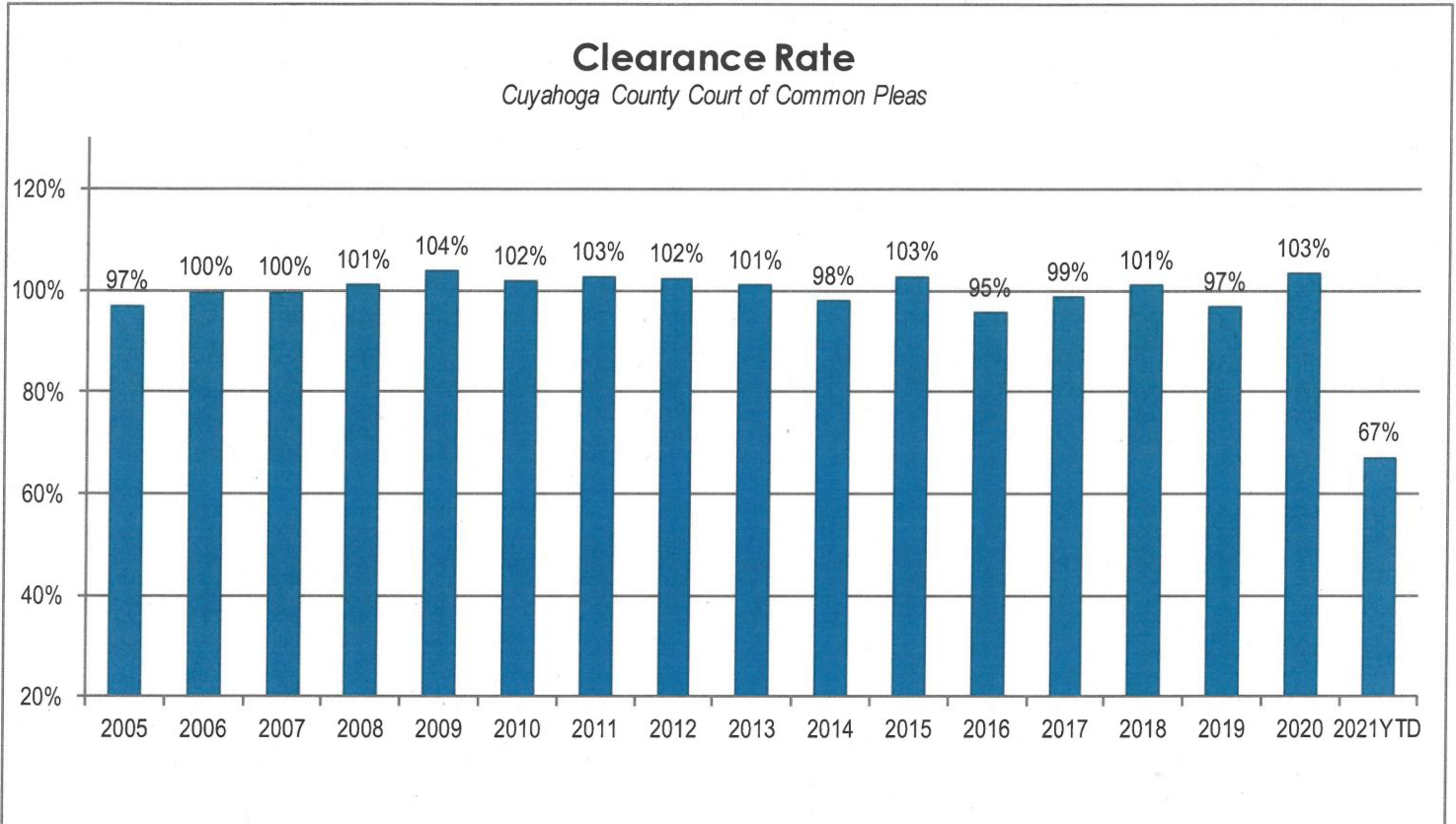
The following chart represents the total number of cases pending at the end of the reporting period from 2005 – January 2021. Pending criminal cases at the end of the period is determined by adding the total number of pending cases at the beginning of the reporting period, and all newly filed, re-activated and transferred in cases. The total number of cases terminated in the period is subtracted from the sum total pending at the beginning of the period to give the value pending at the end of the period.



CUYAHOGA COUNTY COMMON PLEAS COURT

Clearance Rate

The Clearance Rate is the total number of outgoing cases as a percentage of the number of incoming cases. Clearance rate measures whether the court is keeping up with its incoming caseload. If cases are not disposed in a timely manner, a backlog of cases awaiting disposition will grow. A Clearance Rate of 100% indicates that at least as many cases have been filed, reopened, or reactivated in a period have been disposed.



Arrest to Disposition Timeline

Arrest to disposition timeline is a method to measure how felony cases flow through the Cuyahoga County Criminal Justice System. By capturing how long a case takes to move from stage to stage, we can examine where problems may exist and where potential improvements in case processing can be made.

The source data was extracted from the Cuyahoga County Court of Common Pleas Case Management System. The overall population of sample data was based on cases terminated in a given month excluding cases that have gone through diversion programs. A case is defined as a defendant and all charges involved in a single incident. The period for the extracted data is from January 2021.

The stages examined were:

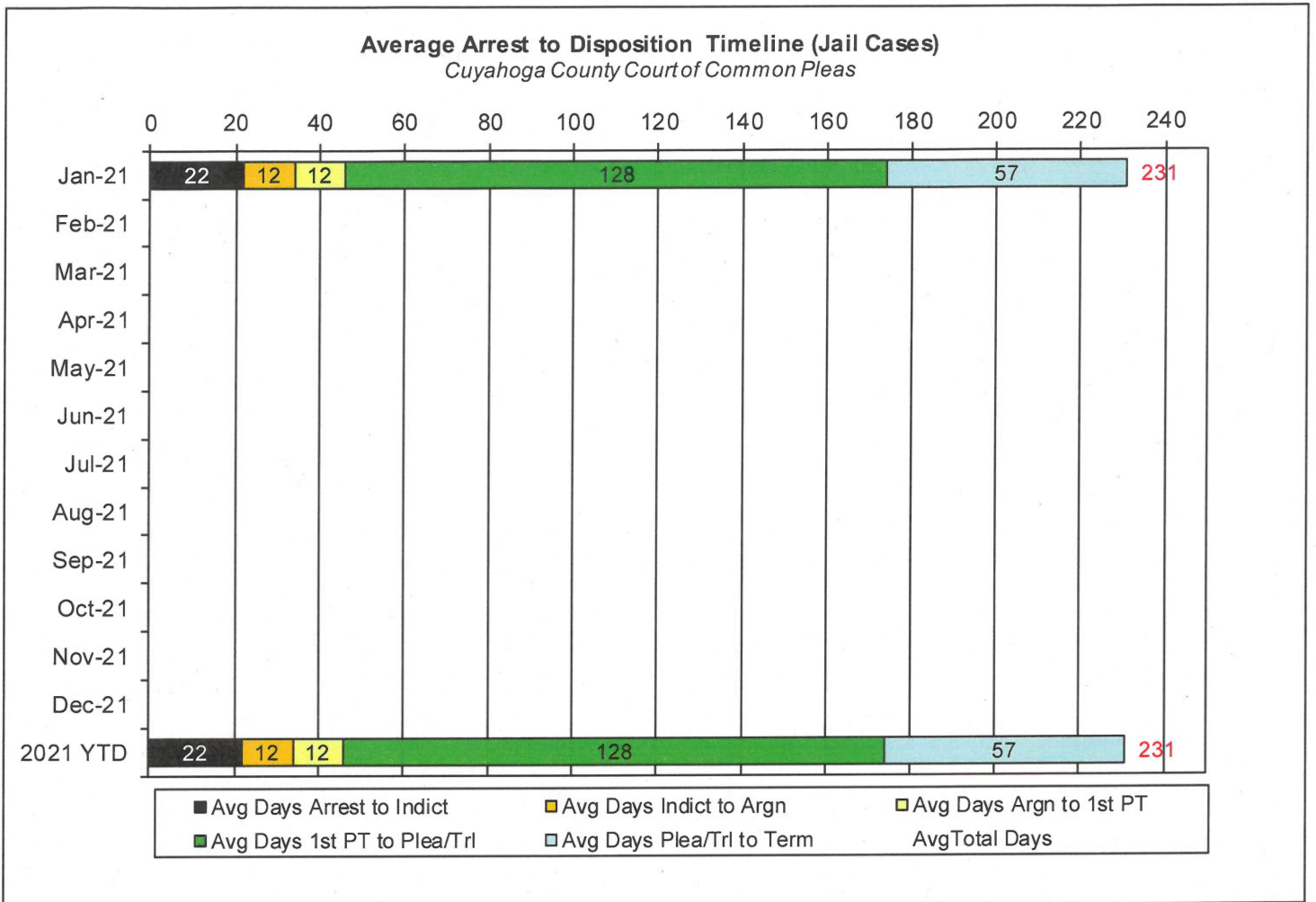
- Arrest to Indictment
- Indictment to Arraignment
- Arraignment to 1st Pre-Trial
- 1st Pre-Trial to Plea/Trial
- Plea/Trial to Termination

Due to the fact that each case may or may not have all of the stage date elements, a method to arrive at stage averages was applied. For a case to be included in the average for a stage there would need to be both dates for the given stage. A case would be included in the Arrest to Indictment stage if both arrest date and indictment date were available. This method was applied to each of the five stages. Next we calculated the total number of cases that met the date criteria for each of the ranges and also the total number of days between each date. To arrive at an average, the total number of days for each case in each range was calculated and divided by the total number of cases that met the date criteria. If a case had a time period or periods where the defendant was capiased or referred to the Psych Clinic, that amount of time was subtracted from the appropriate range. For re-indicted cases, the original arrest date is used.

The following three charts are for Jail, Non-Jail and combined Jail and Non-Jail cases. Jail and Non-Jail cases are defined by the posting of bond prior to plea or trial.

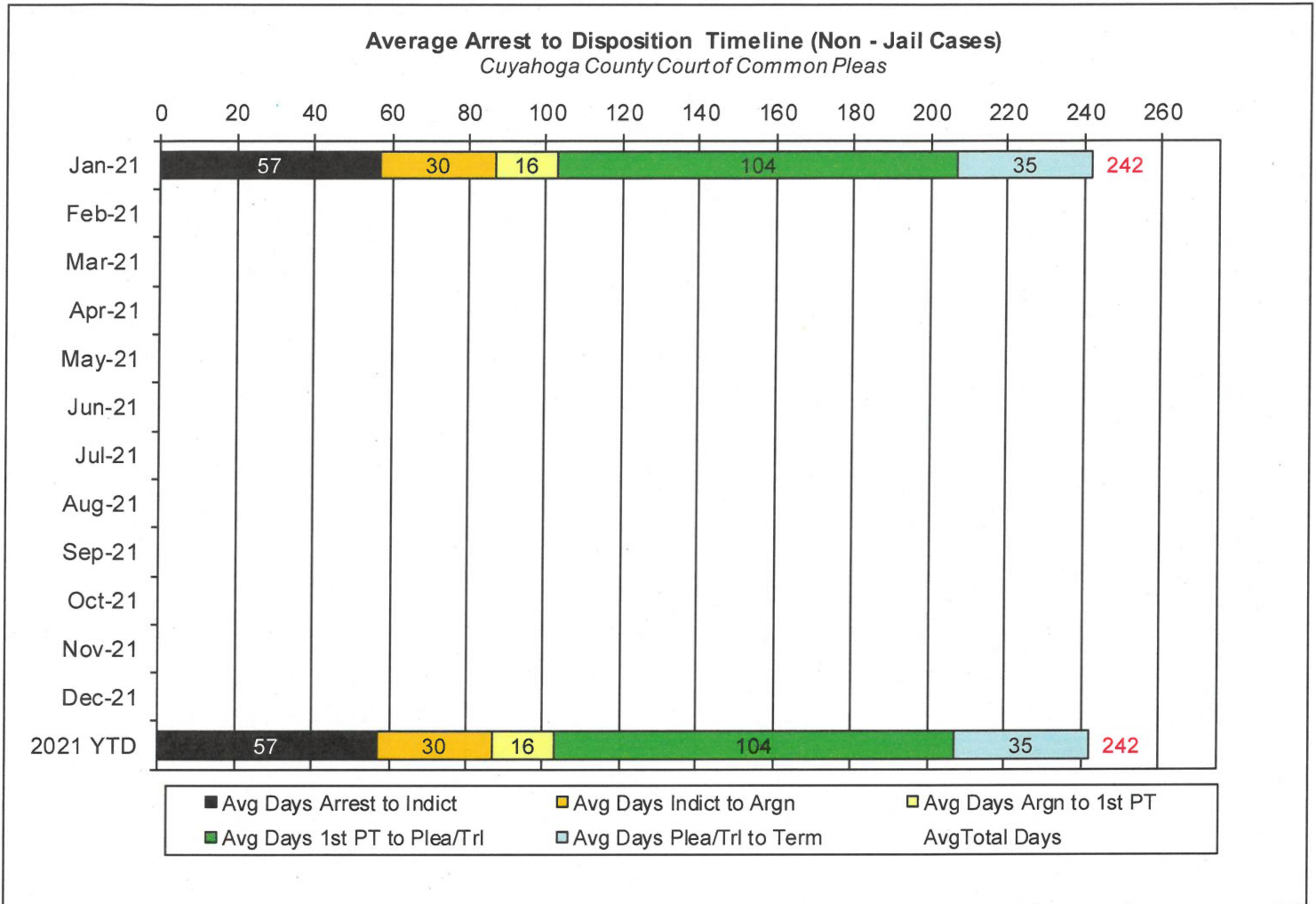
CUYAHOGA COUNTY COMMON PLEAS COURT

Average Arrest to Disposition Timeline (Jail Cases)



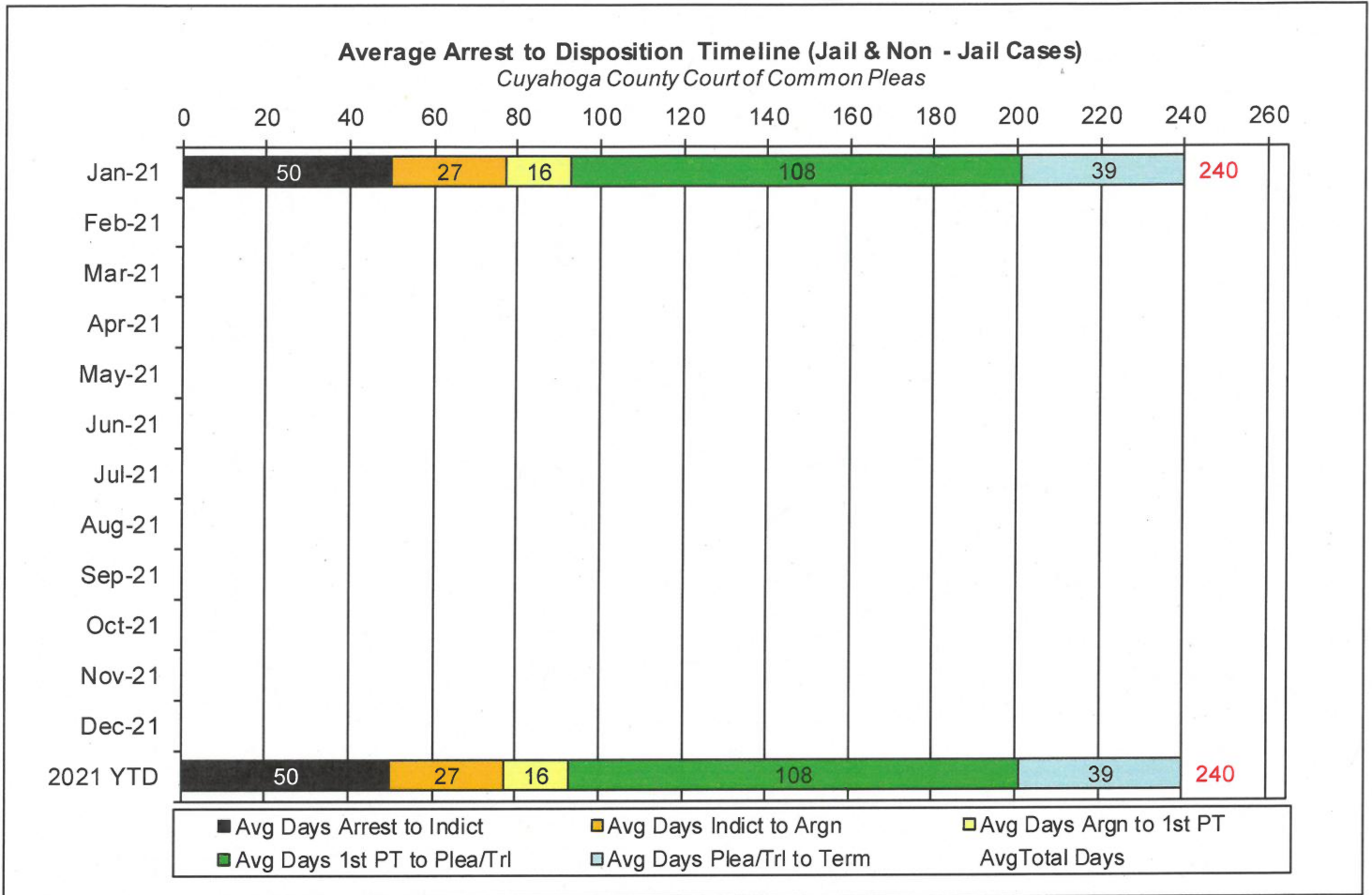
CUYAHOGA COUNTY COMMON PLEAS COURT

Average Arrest to Disposition Timeline (Non-Jail Cases)



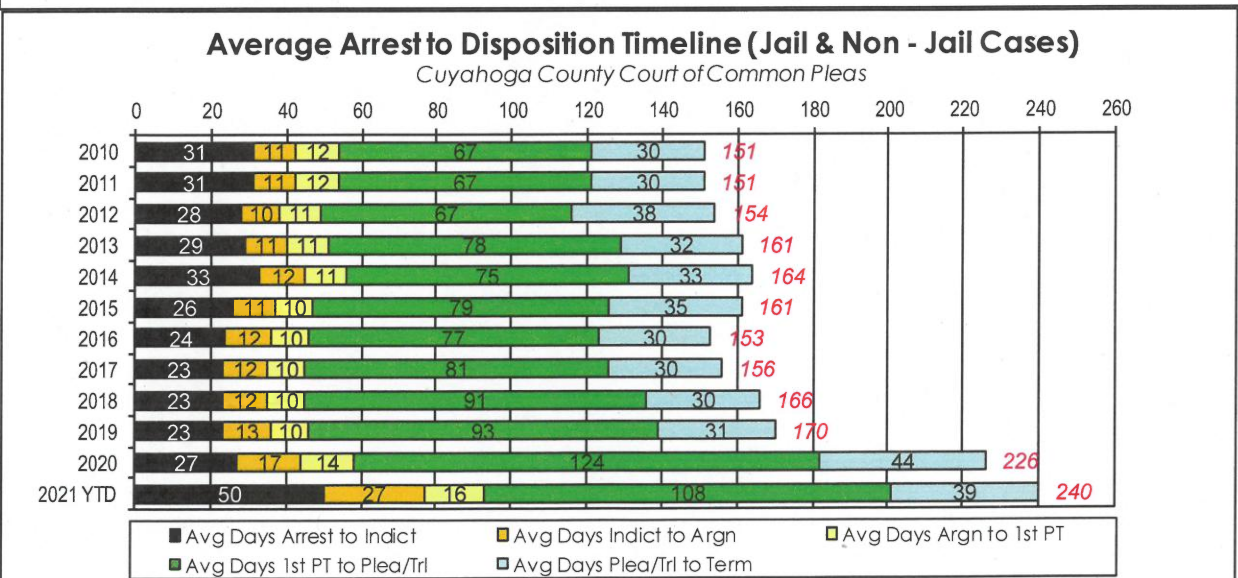
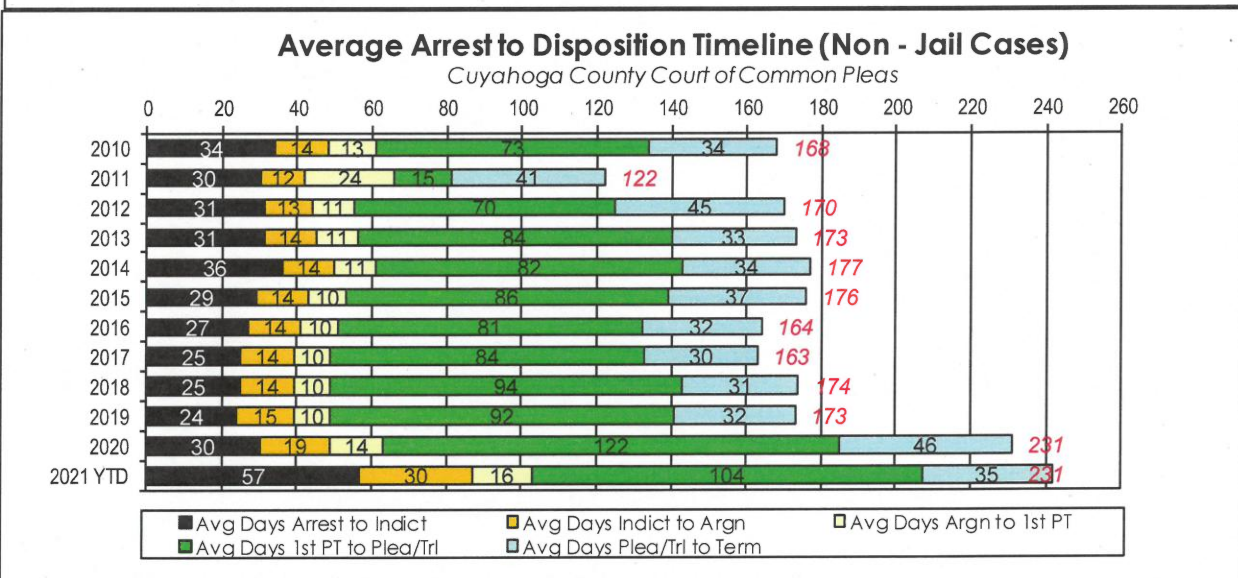
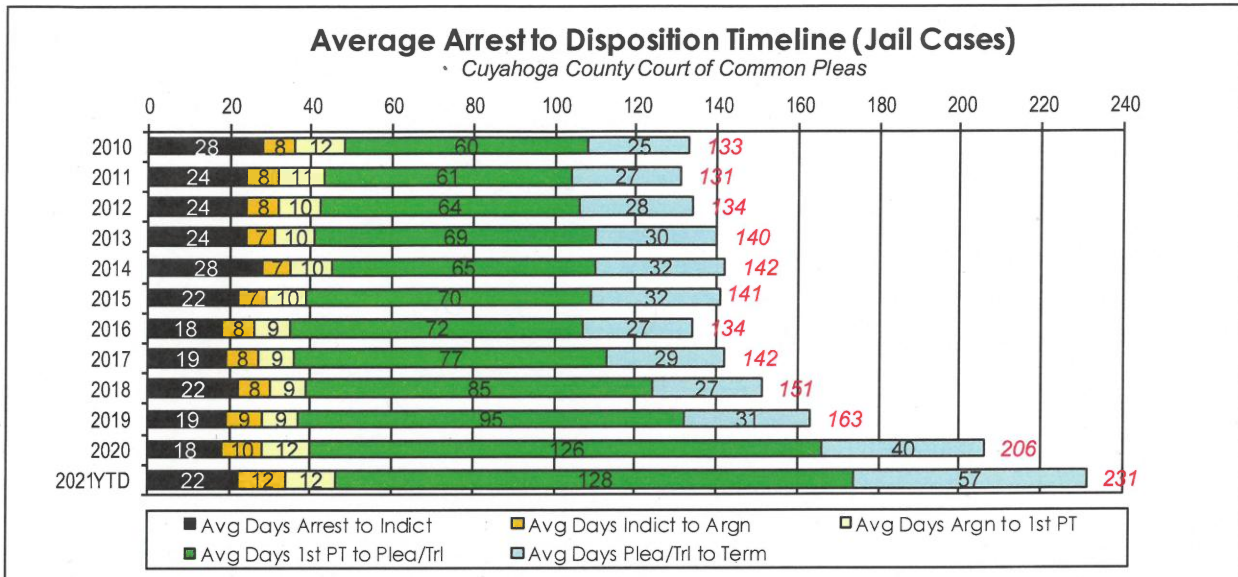
CUYAHOGA COUNTY COMMON PLEAS COURT

Average Arrest to Disposition Timeline (Jail and Non-Jail Cases)



CUYAHOGA COUNTY COMMON PLEAS COURT

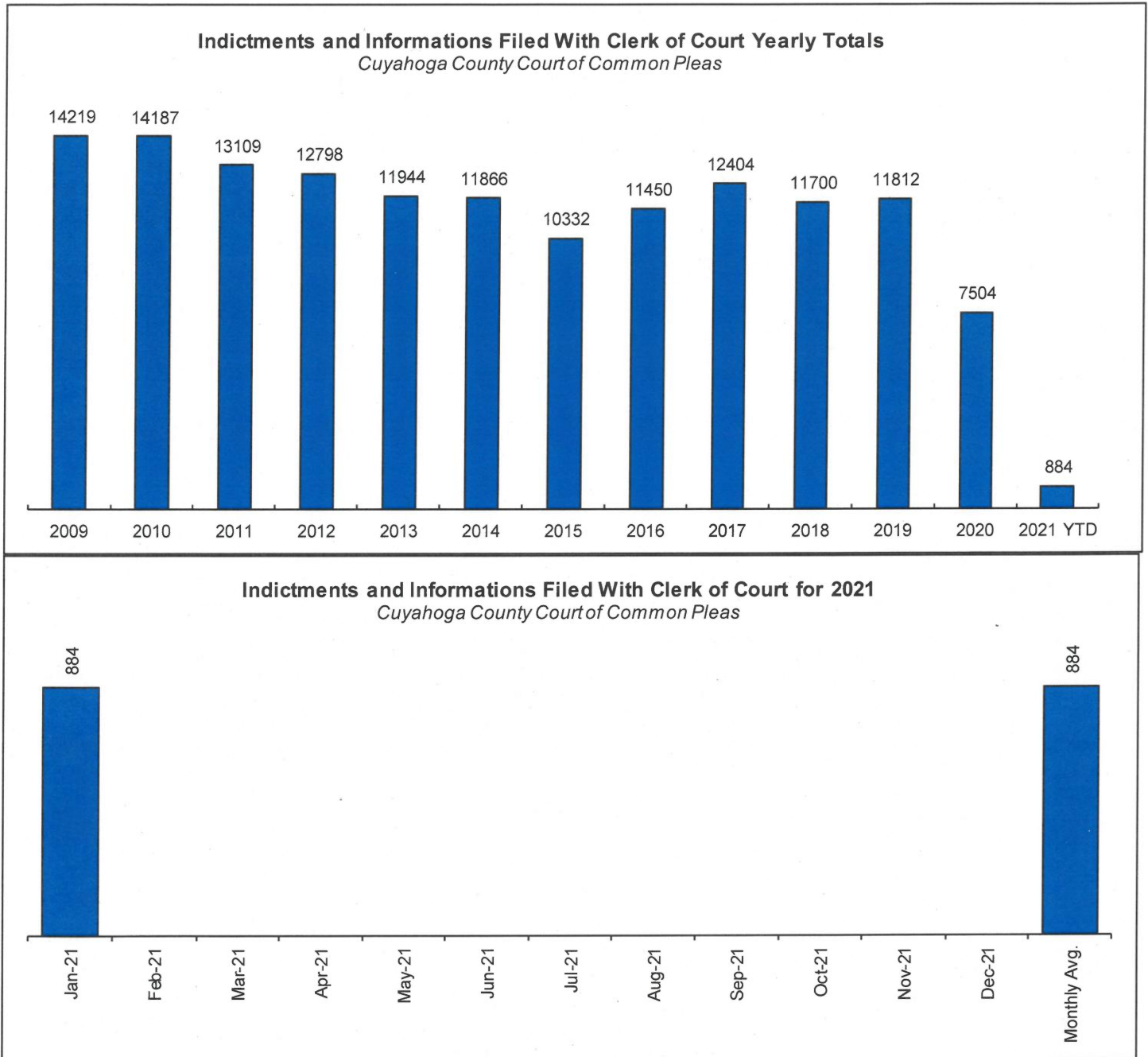
Yearly Average Arrest to Disposition Timeline



CUYAHOGA COUNTY COMMON PLEAS COURT

Indictments and Informations Filed With the Clerk of Courts

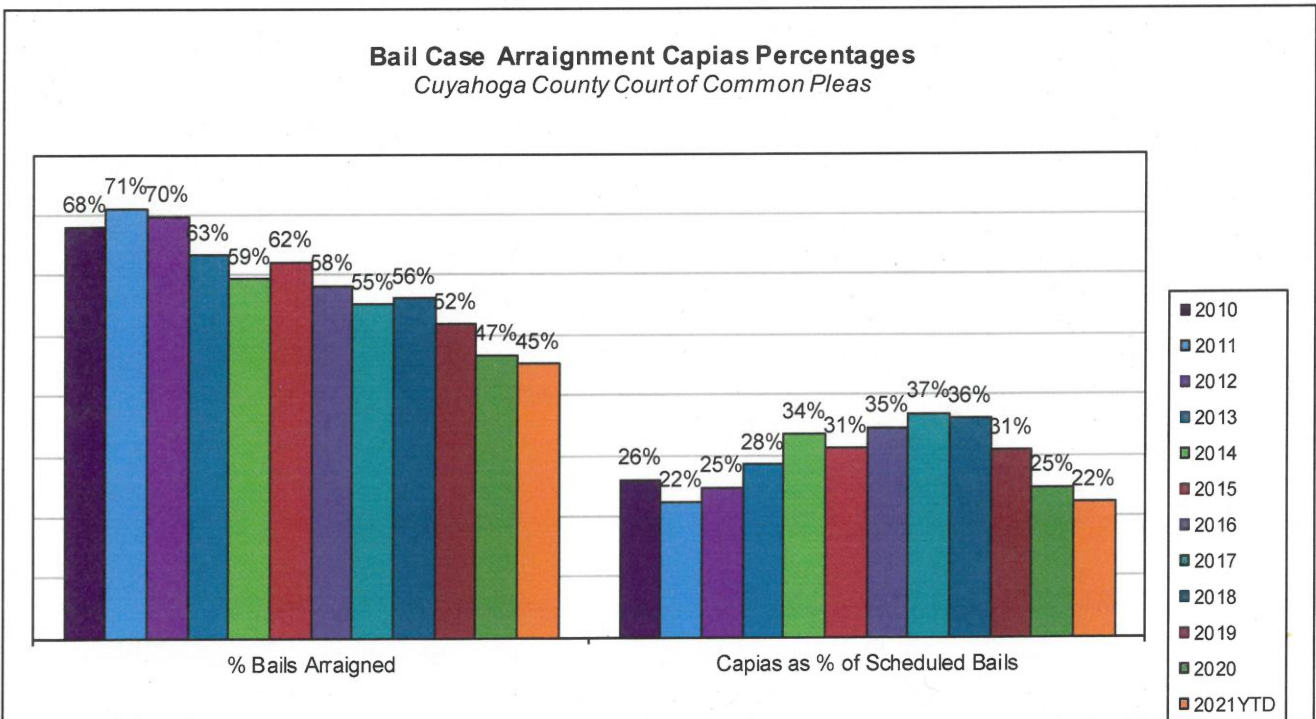
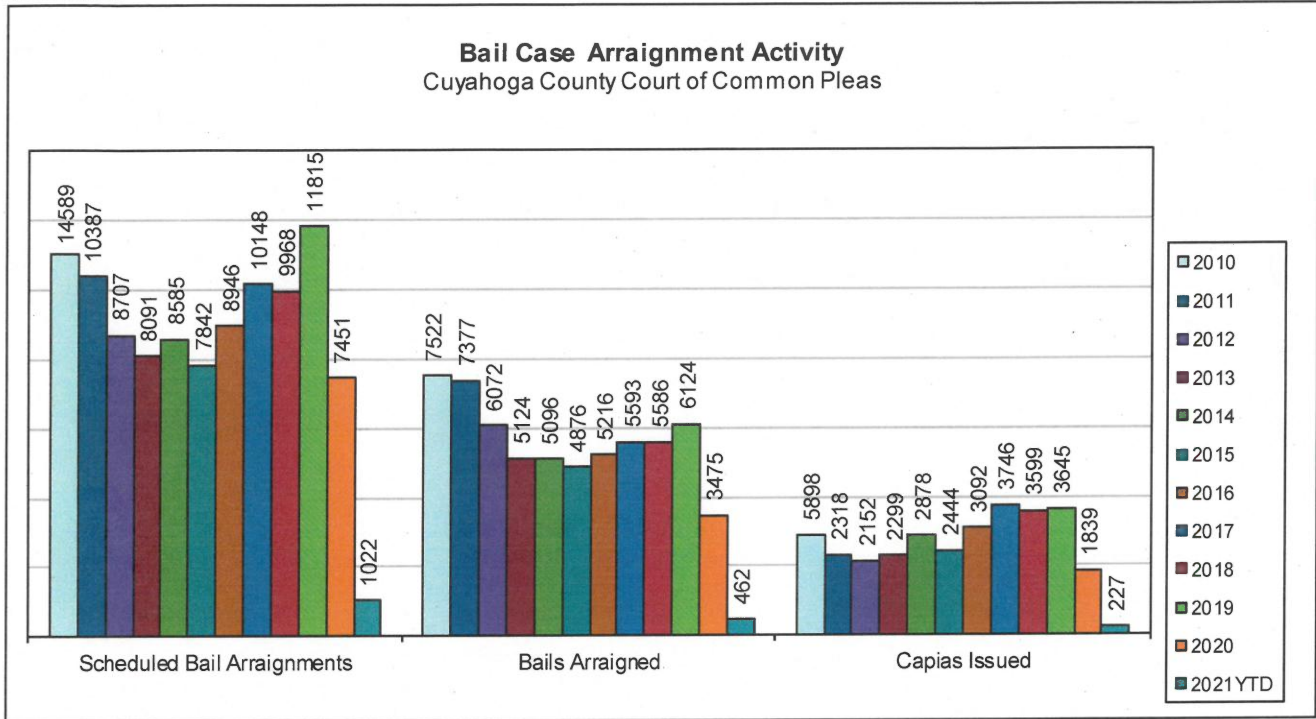
The following charts are reflective of Indictments and Informations filed with the Criminal Clerk of Courts from 2000. The source for this information was the Criminal Clerk's Office.



CUYAHOGA COUNTY COMMON PLEAS COURT

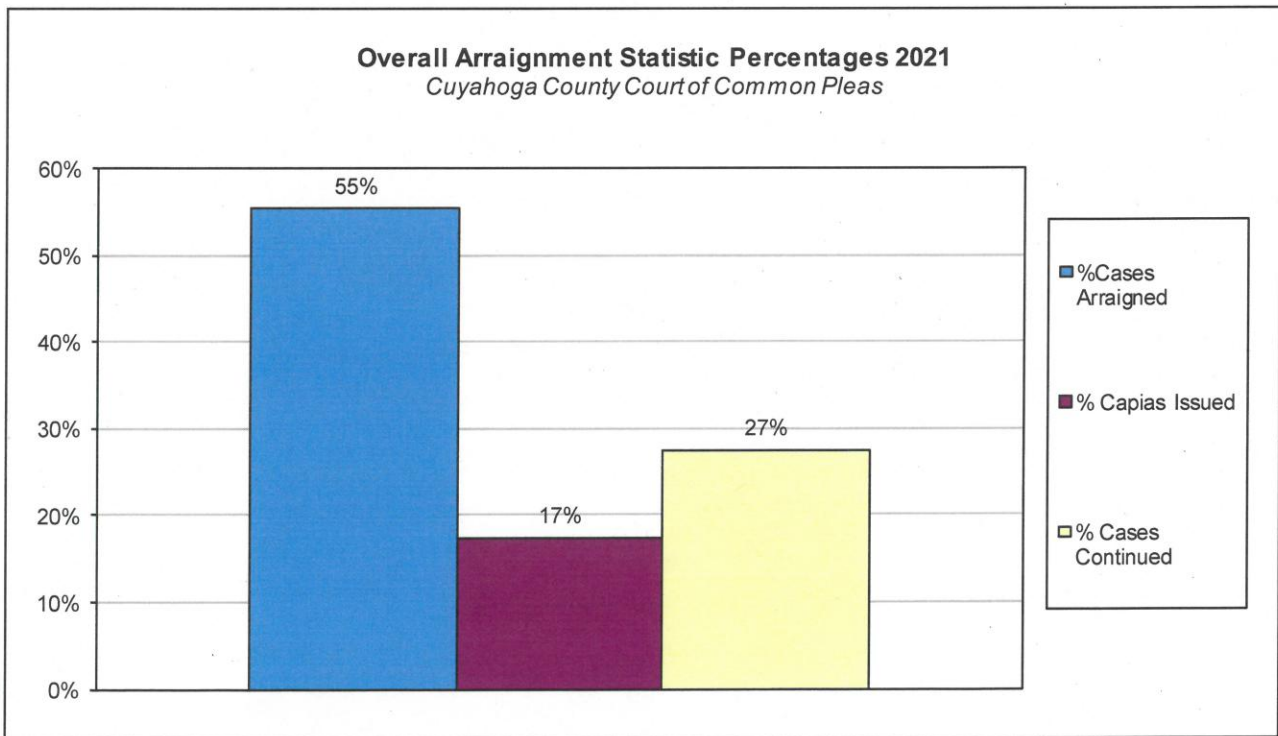
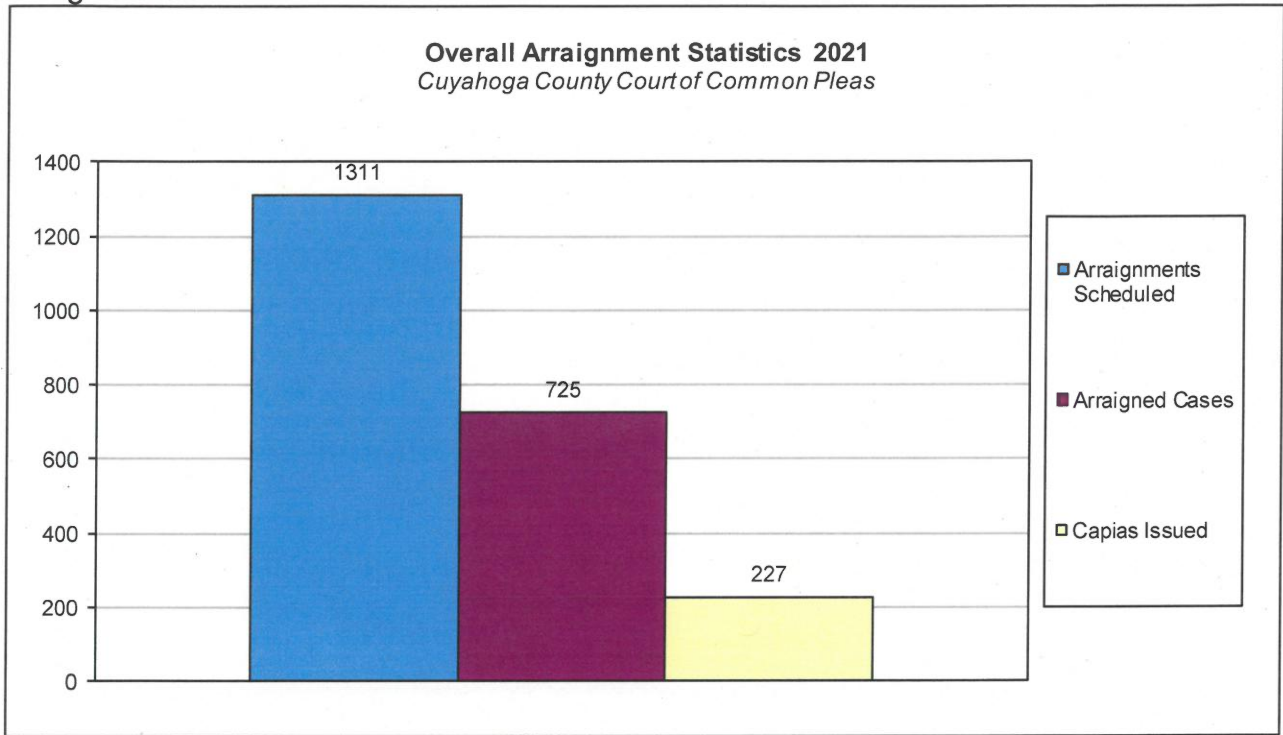
Bail Case Arraignment Activity

The following charts are reflective of arraignment activity where the defendant was not incarcerated at the time of arraignment. The source for this information was the Criminal Records Department.



Overall Arraignment Statistics

The arraignment statistics were provided by the Criminal Records Department. They are provided to give a representation of arraignment activity in the Court in 2021. These statistics include jail and non – jail arraignments.



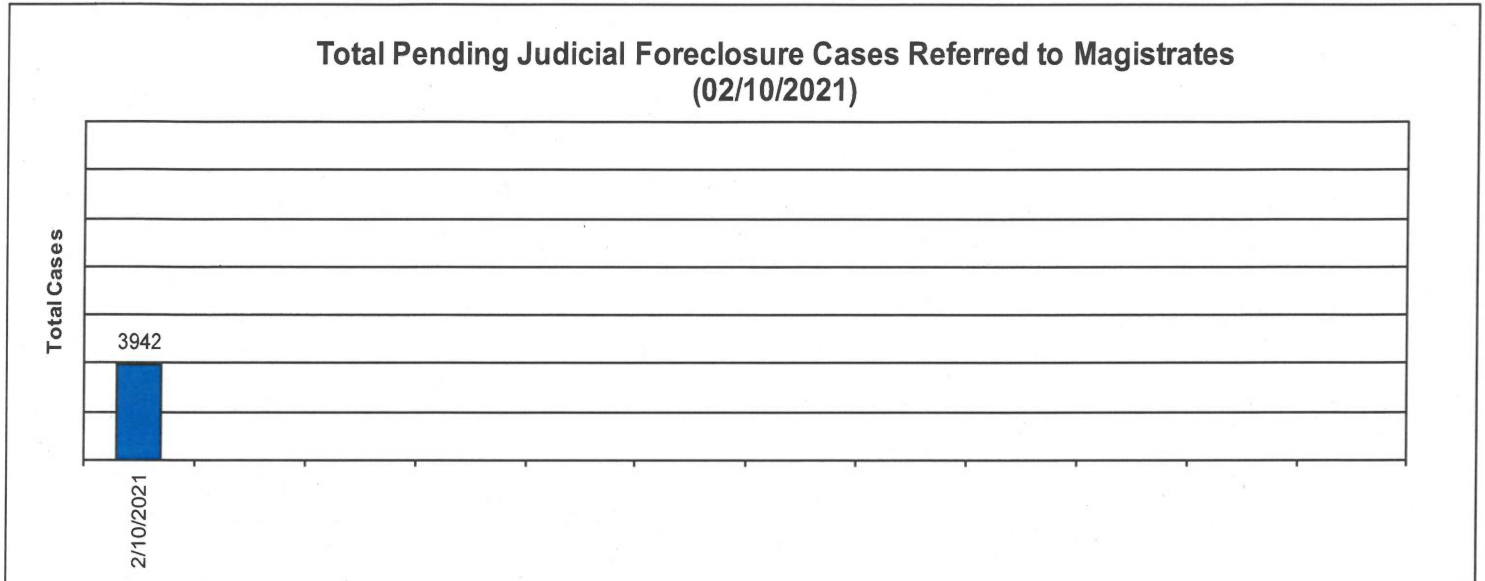
Judicial Foreclosure Statistics¹

¹ For clarification purposes, Foreclosure cases in this report are identified as Judicial Foreclosure filings (filing codes 1460 (Foreclosure Marsh. Of Lien), 1465(Tax Lien), 1466 (Tax Certificate), 1470 (Quiet Title), and 1480 (Partition)). These cases are different from Board of Revision Foreclosures, which are not reported here.

CUYAHOGA COUNTY COMMON PLEAS COURT

Total Pending Judicial Foreclosure Cases Referred to Magistrates

The following chart is a display of the total number of pending Judicial Foreclosure cases referred to the Magistrates on specific dates. The table below shows the number of these cases pending from each year since 2005.




	As of:	2/10/2021										
Year												
2011		0										
2012		1										
2013		2										
2014		3										
2015		6										
2016		10										
2017		16										
2018		60										
2019		721										
2020		2911										
2021		212										
Total		3942										

CUYAHOGA COUNTY COMMON PLEAS COURT

Total Pending Tax Lien & Certificate Cases Referred to Magistrates

The following chart is a display of the number of pending tax Judicial Foreclosure cases referred to the Magistrates on specific dates. The table below shows the number of pending tax Judicial Foreclosure cases in each year since 2005.

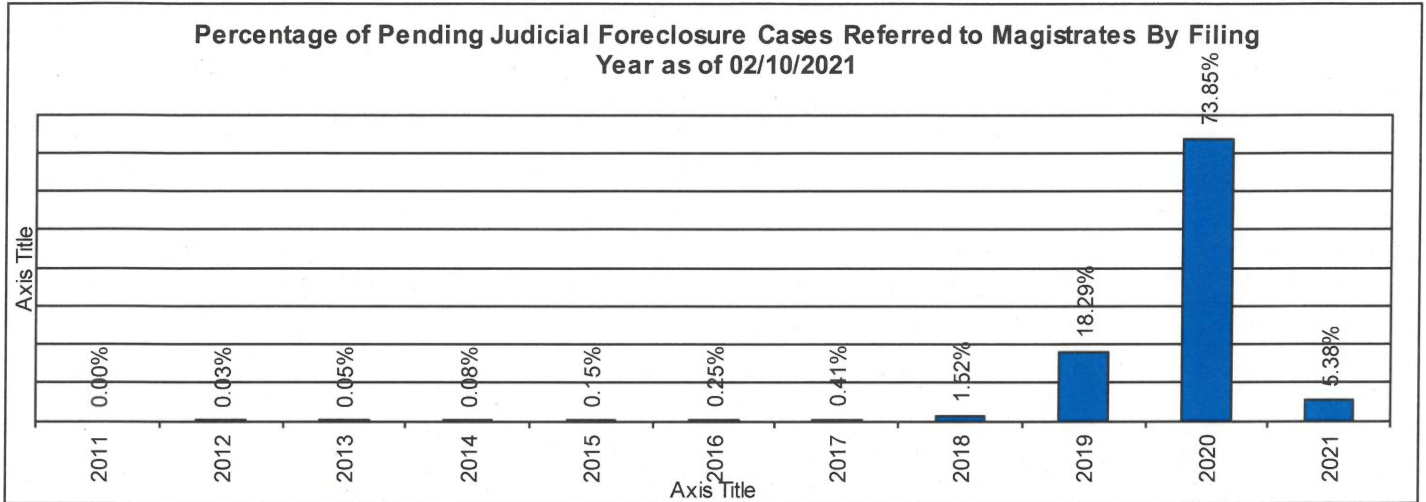


	As of:	2/10/2021											
Year													
2010		1											
2011		0											
2012		1											
2013		2											
2014		0											
2015		5											
2016		3											
2017		2											
2018		16											
2019		249											
2020		2183											
2021		83											
Total		2545											

CUYAHOGA COUNTY COMMON PLEAS COURT

Percentage of Pending Judicial Foreclosure Cases By Filing Year

The following chart is a representation of the total number of pending Judicial Foreclosure cases by filing year expressed as a percentage on a specific date. The table below is the supporting data for this chart.

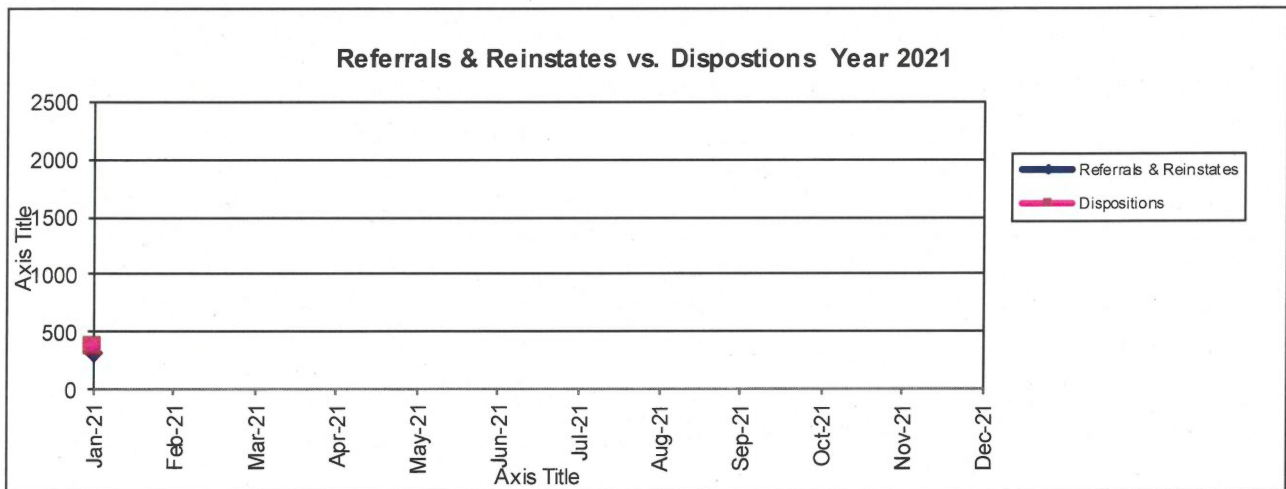



	As of:	2/10/2021	% of Total
Year			
2011		0	0.00%
2012		1	0.03%
2013		2	0.05%
2014		3	0.08%
2015		6	0.15%
2016		10	0.25%
2017		16	0.41%
2018		60	1.52%
2019		721	18.29%
2020		2911	73.85%
2021		212	5.38%
Total		3942	100.00%

CUYAHOGA COUNTY COMMON PLEAS COURT

Judicial Foreclosure Clearance Rate Year 2021

The Clearance Rate is the number of outgoing cases as a percentage of the number of incoming cases. Clearance rate measures whether the court is keeping up with its incoming caseload. If cases are not disposed in a timely manner, a backlog of cases awaiting disposition will grow. A Clearance Rate of 100% indicates that at least as many cases as have been filed, reopened, or reactivated in a period have been disposed.

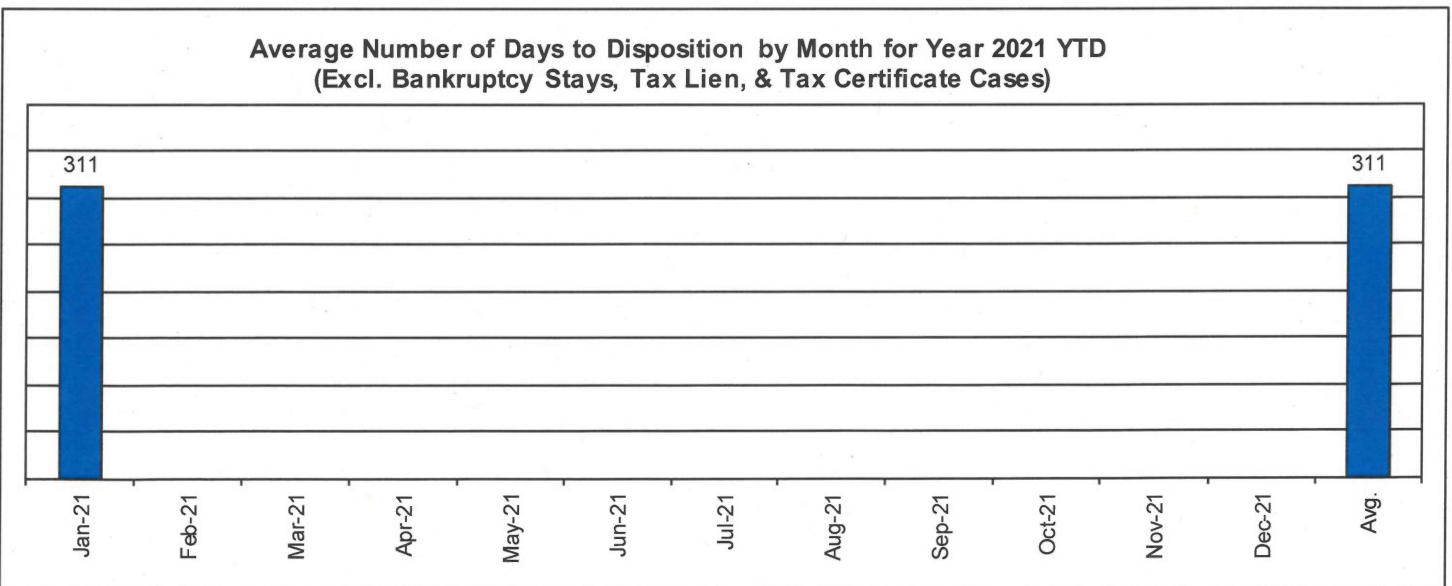
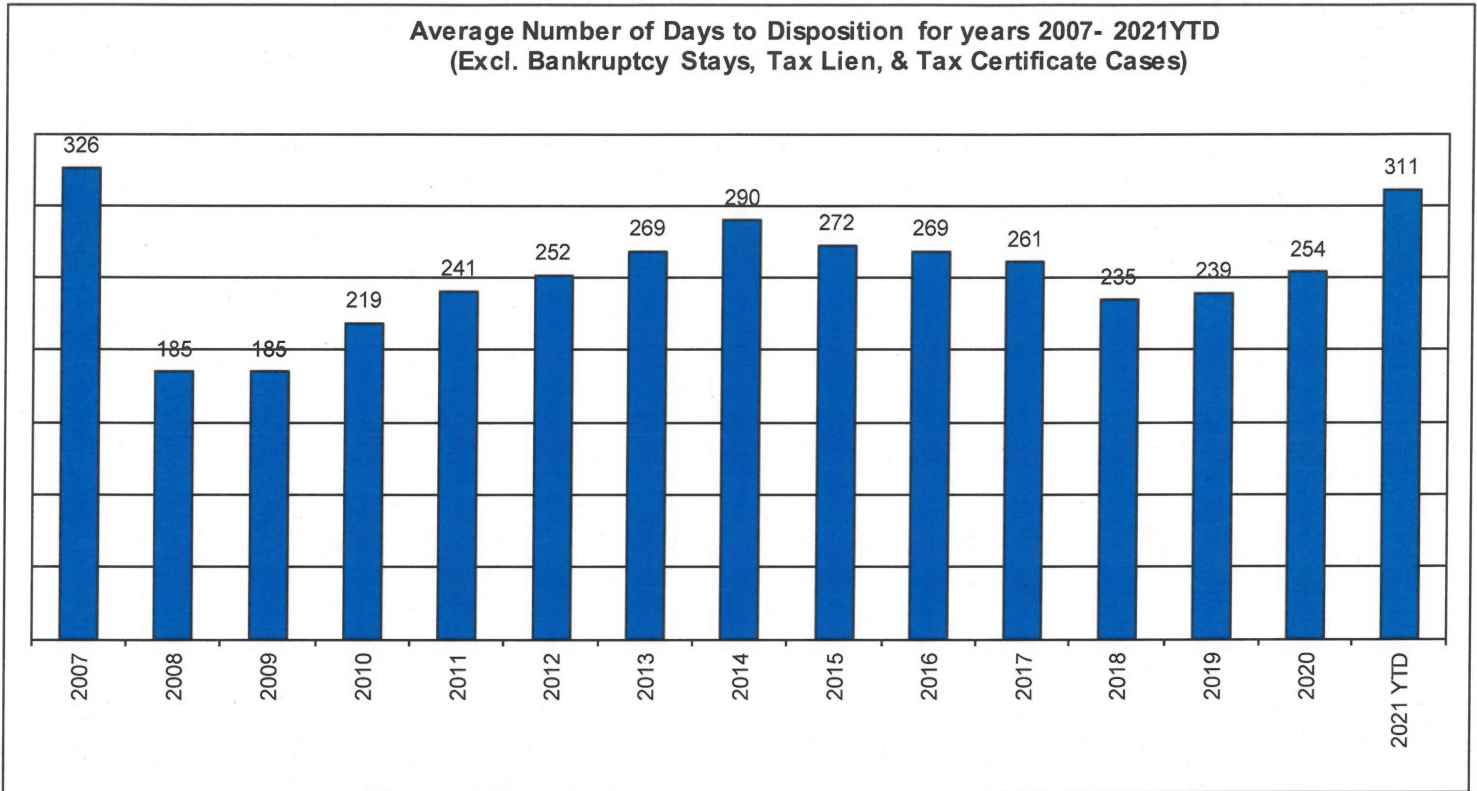


	Referrals & Reinstates	Dispositions	Clearance Rate
Jan-21	316	371	117%
Feb-21			
Mar-21			
Apr-21			
May-21			
Jun-21			
Jul-21			
Aug-21			
Sep-21			
Oct-21			
Nov-21			
Dec-21			
Avg	316	371	117%
Total	316	371	

CUYAHOGA COUNTY COMMON PLEAS COURT

Avg. Number of Days to Disp. (Excl. Bank. Stays & Tax Lien & Tax Cert.)

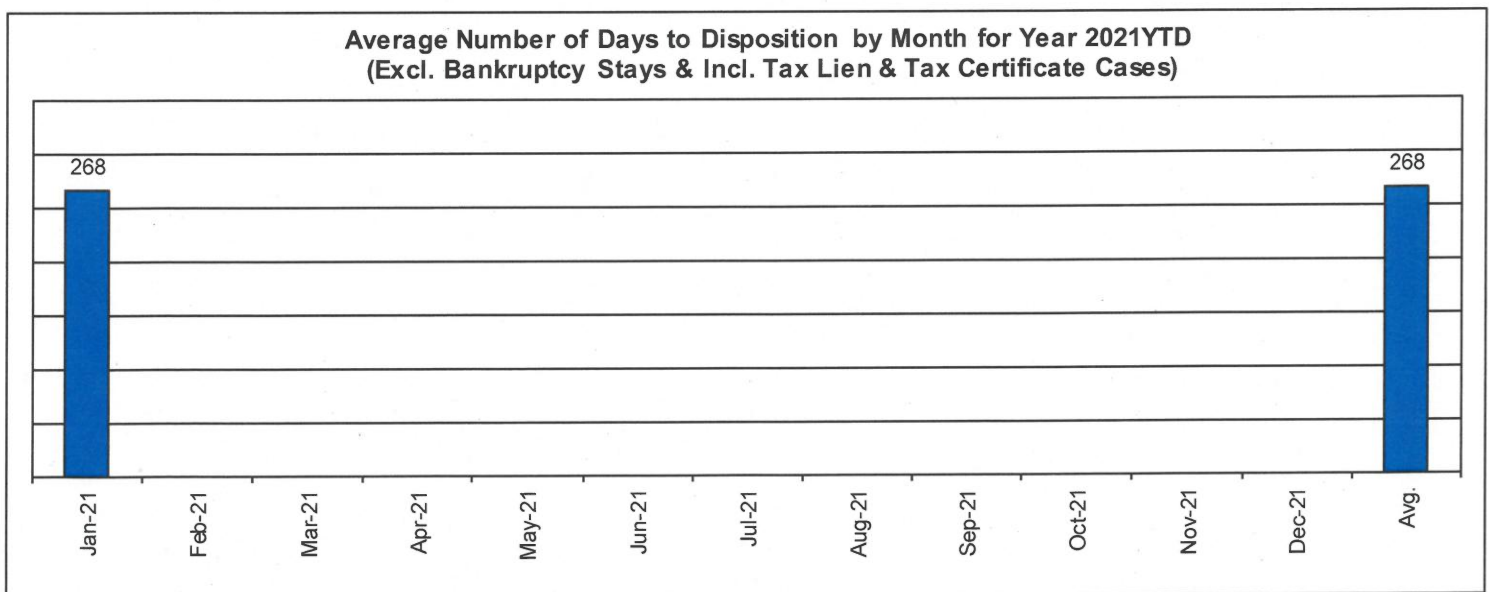
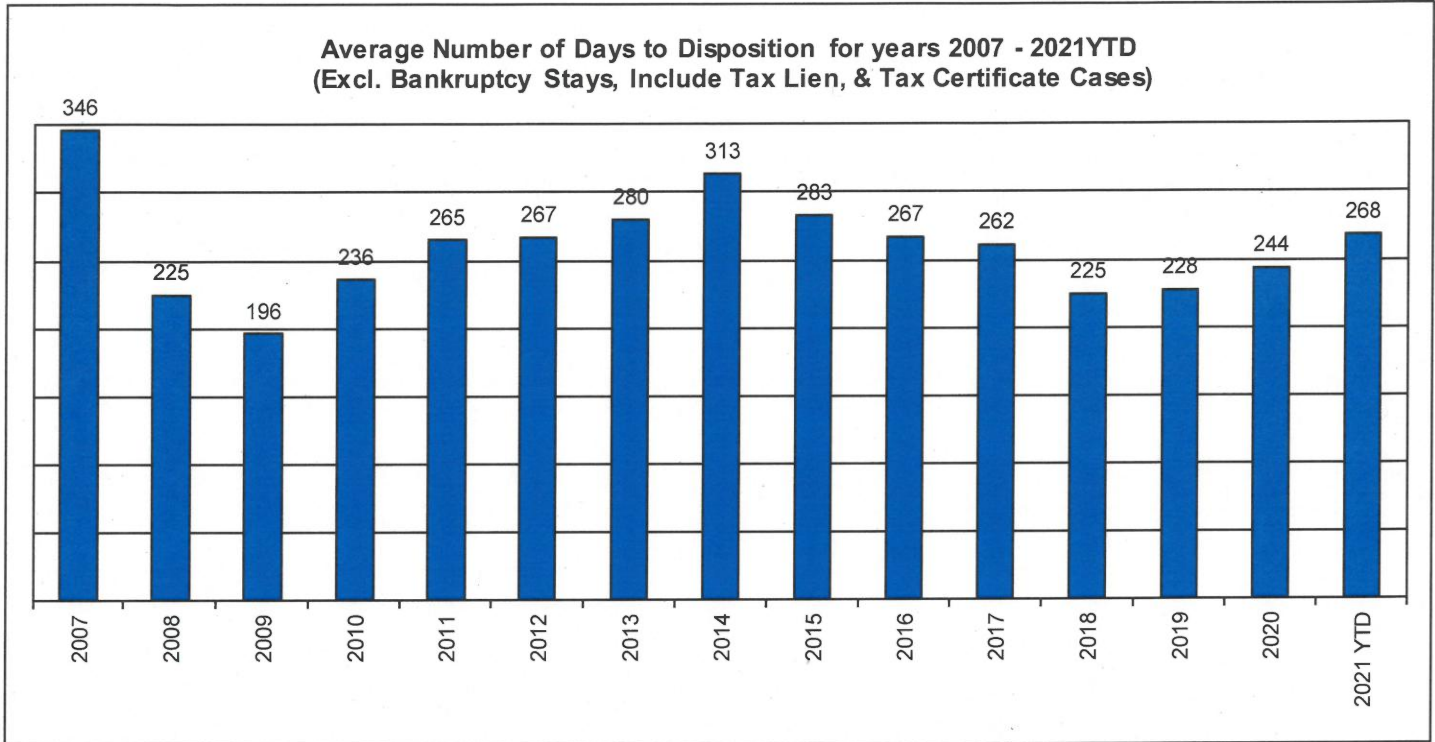
The average number of days to disposition is the number of days from filing to a final disposition entry being filed with the Clerk of Court. The data sample is based on all judicial foreclosure cases terminated by decree or dismissal (cases terminated by bankruptcy are not included) in a month. Each case is examined to determine the number of days between filing and termination with the periods that a case may have been in bankruptcy subtracted. Adding the total days of all of the cases minus bankruptcy periods and dividing by the total number of cases calculates the average. In the following chart, tax judicial foreclosure cases are excluded.



CUYAHOGA COUNTY COMMON PLEAS COURT

Avg. Number of Days to Disp. (Excl. Bank. Stays & Incl. Tax Lien & Tax Cert.)

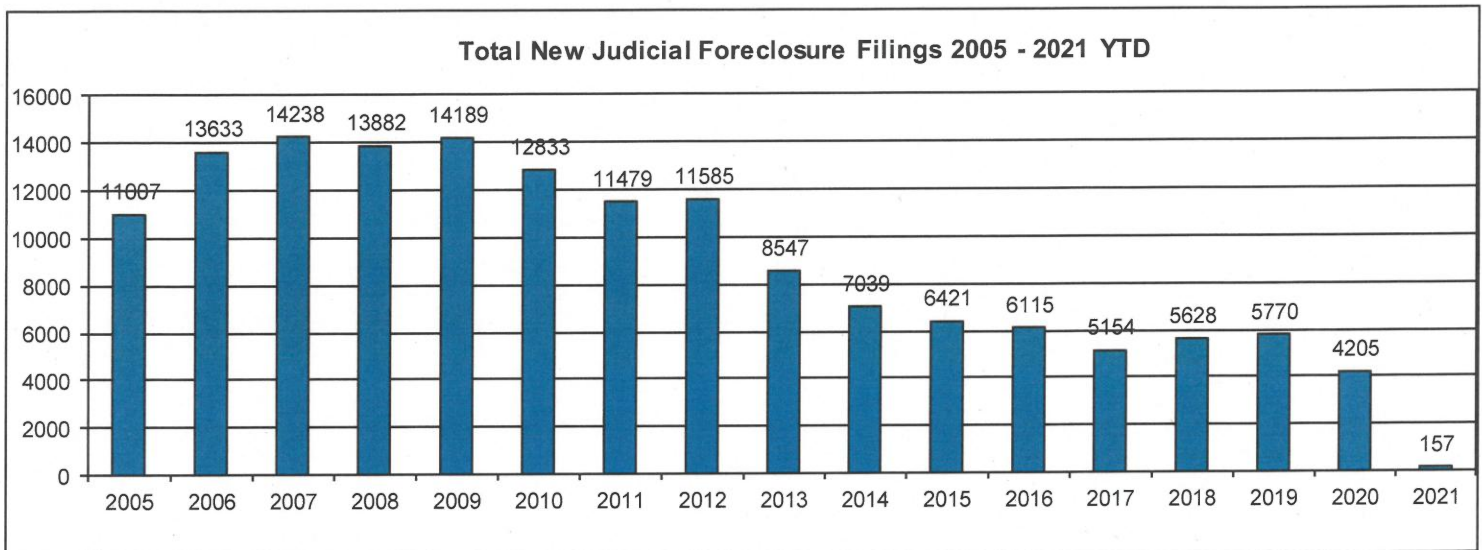
The average number of days to disposition is the number of days from filing to a final disposition entry being filed with the Clerk of Court. The data sample is based on all Judicial Foreclosure cases terminated by decree or dismissal (cases terminated by bankruptcy are not included) in a month. Each case is examined to determine the number of days between filing and termination with the periods that a case may have been in bankruptcy subtracted. Adding the total days of all of the cases minus bankruptcy periods and dividing by the total number of cases calculates the average. In the following chart, all types of Judicial Foreclosure cases are included.



Total New Judicial Foreclosure Filings

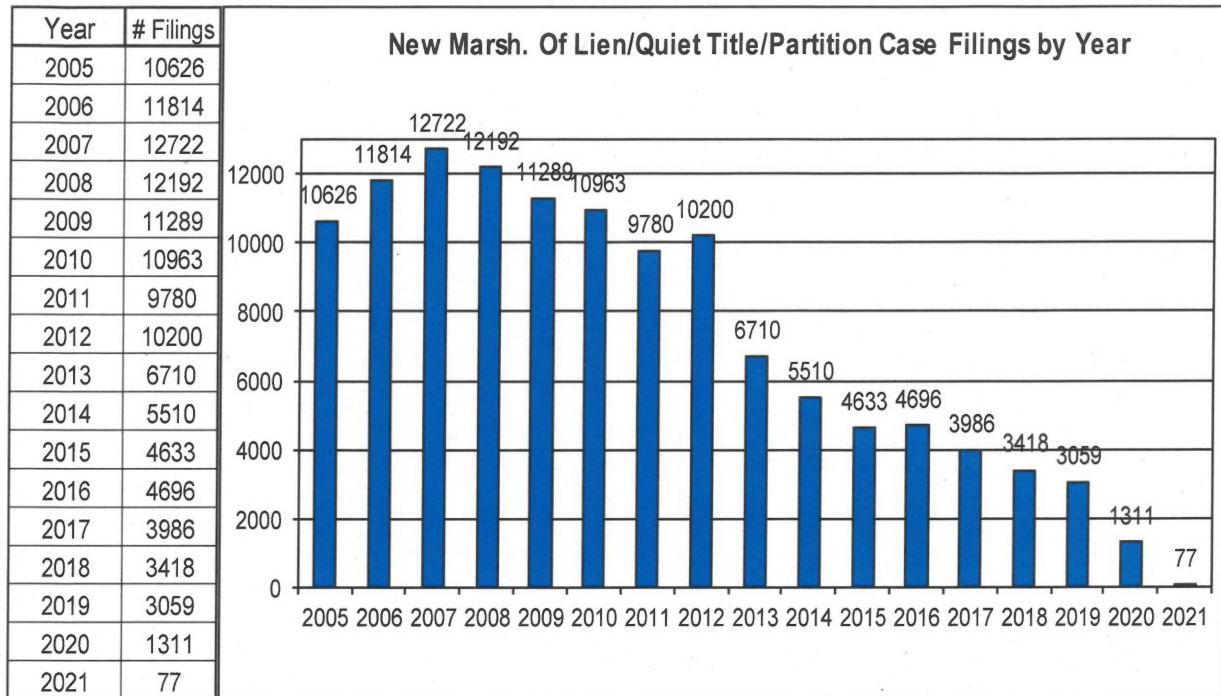
The following charts are provided as a historical view of new judicial foreclosure filings.

1. Total New Judicial Foreclosure Filings from 2000 – 2021 by year
2. Total New Marsh of Lien/Quiet Title/Partition Filings from 2005 – 2021 by month
3. Total New Tax Lien & Tax Certificate Filings for 2005 – 2021 by month
4. Total New Judicial Foreclosure Filings from 2005 – 2021 by month

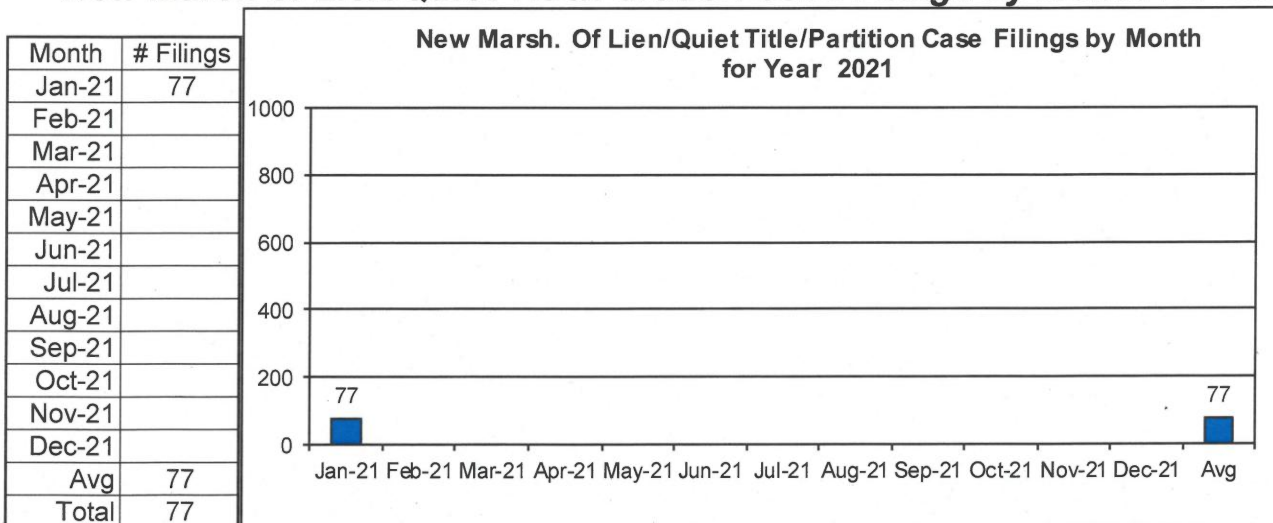


CUYAHOGA COUNTY COMMON PLEAS COURT

New Marsh of Lien/Quiet Title/Partition Case Filings for Years 2005 – 2021 YTD

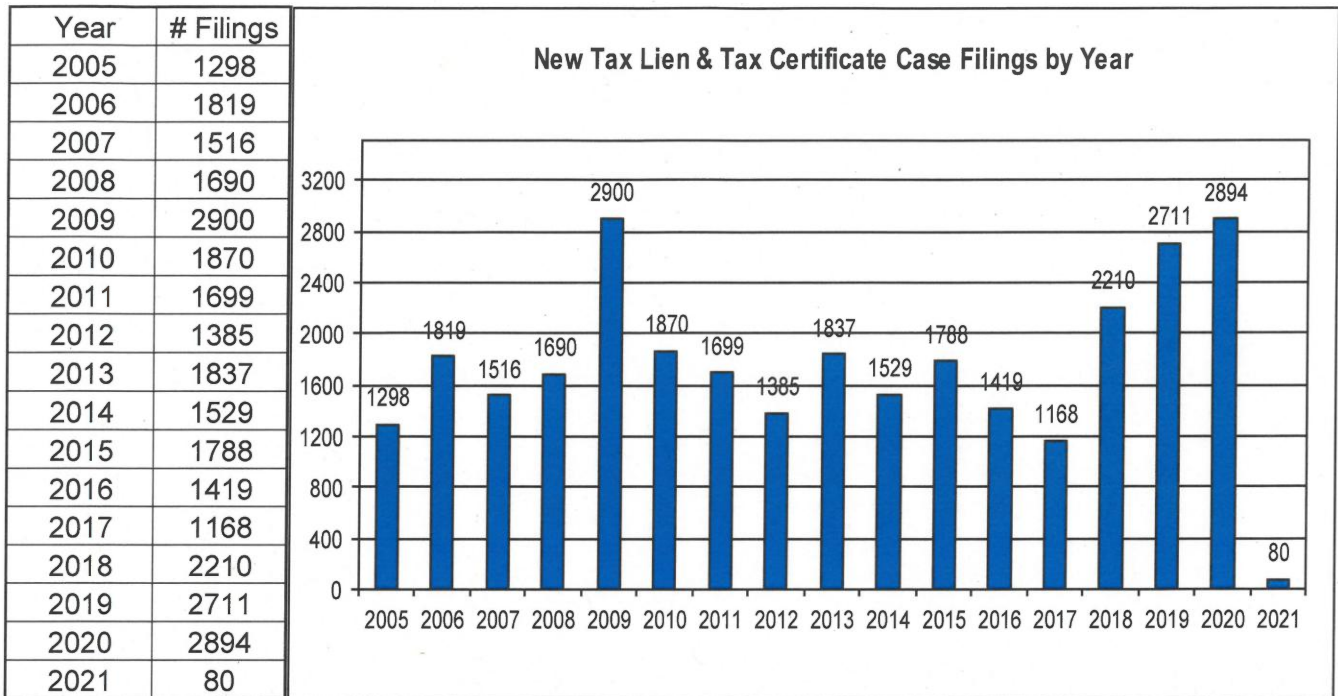


New Marsh of Lien/Quiet Title/Partition Case Filings by month for 2021 YTD




CUYAHOGA COUNTY COMMON PLEAS COURT

New Tax Lien & Certificate Filings for Years 2005 – 2021 YTD



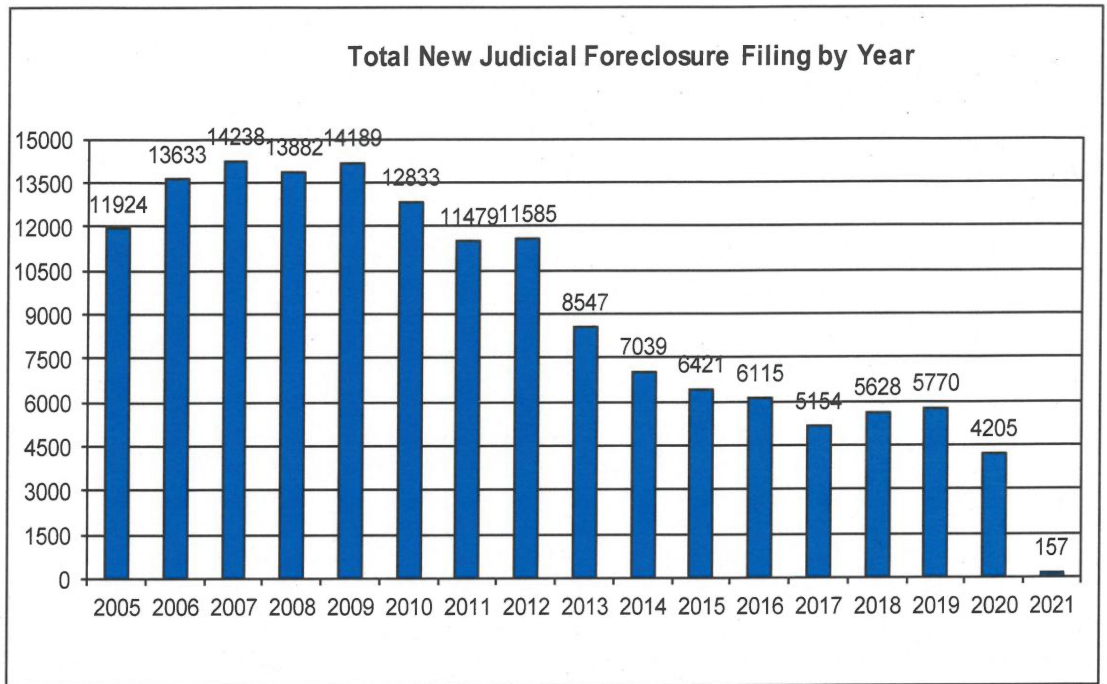
New Tax Lien & Certificate Filings by Month for Year 2021 YTD



CUYAHOGA COUNTY COMMON PLEAS COURT


Total New Judicial Foreclosure Filings Years 2005 – 2021 YTD

Year	# Filings
2005	11924
2006	13633
2007	14238
2008	13882
2009	14189
2010	12833
2011	11479
2012	11585
2013	8547
2014	7039
2015	6421
2016	6115
2017	5154
2018	5628
2019	5770
2020	4205
2021YTD	157



Total New Judicial Foreclosure Filings by Month for Year 2021 YTD

Month	# Filings
Jan-21	157
Feb-21	
Mar-21	
Apr-21	
May-21	
Jun-21	
Jul-21	
Aug-21	
Sep-21	
Oct-21	
Nov-21	
Dec-21	
Avg	157
Total	157



Magistrate's Monthly Reports

The Magistrates' Monthly Report consists of 5 reports. Below is a description of each.

Magistrate's Monthly Supplemental Journal Entry Report (R415)

Retrieves total number of supplemental entries and Decrees of Confirmation of Sheriff's sale created during a specific period. A supplemental entry is any journal created by a magistrate, which does not close out a case. For example, any magistrate's order (MG) setting a hearing, any journal entry (JE) ruling on a motion, journals confirming Sheriff's sales, etc.).

Magistrate's Full Disposition Count by Magistrate Report (R413)

Retrieves total number of cases disposed of during a specific period. The dispositions are grouped by Magistrate and then broken down by the type of disposition (i. e. Default, Dismissed with Prejudice, Dismissed without Prejudice, etc.) This report can be printed three different ways. Including tax cases (Full Dispositions), excluding tax cases (Non-Tax Dispositions), and Tax cases only (Tax Dispositions).

Magistrate's Monthly Cases Referred/Reinstated Report (R418)

Retrieves newly filed cases referred to the Magistrates Dept. and cases previously disposed by the Magistrates Dept. that are reinstated and re-referred to the magistrates. The cases are separated by Tax (filing code 1465; Tax Judicial Foreclosure & 1466; Tax Certificate Judicial Foreclosure) and Non-Tax (1460; Judicial Foreclosure Marsh. Of Lien, 1480; Partition, 1470; Quiet Title, misc. (i. e. 1391; Contract Other, etc.).

Magistrate's Monthly Hearing Totals Report (R3146)

Retrieves total number of hearings held during one month. The hearings are grouped by Magistrate and then broken down by what type hearing was held (i. e. Default, Pretrial, etc.).

Magistrate's Monthly Case Load Report (R3147)

Retrieves individual caseload totals for individual magistrates during a specific period. The cases are grouped by magistrate and then broken down by case type (i. e. tax judicial foreclosure, tax certificate judicial foreclosure and non-tax judicial foreclosure).

CUYAHOGA COUNTY COURT OF COMMON PLEAS

DATE: 02/10/2021
TIME: 9:41 AM

OFFICE OF THE MAGISTRATES
MAGISTRATE'S MONTHLY SUPPLEMENTALS BY CASE
REPORTING PERIOD: JANUARY 2021

PAGE: 1
CMSR415D

SUPPLEMENTALS

AUGUSTYN	177
BAKER	0
BUCHA	280
DAY	357
DYKE	317
GONZALEZ	0
GOZELANCZYK	203
HEGYES	147
HIPPLEY	0
JACKSON	228
JACKSON	148
KLEIN	118
LUCAS	80
LUNSFORD	296
WEISS	0
UNACCOUNTED FOR	0

TOTAL 2351

CONFIRMATIONS

TOTAL 0

CUYAHOGA COUNTY COURT OF COMMON PLEAS

OFFICE OF THE MAGISTRATES

Full Disposition Count by Magistrate

REPORTING PERIOD: FROM 01/01/2021 TO 01/31/2021

DATE: 02/10/2021

TIME: 9:42 AM

PAGE: 1

CMSR413

MagID	Dispose Type	Tax Cert.	Tax Treas.	Total
KCA	Bank	1	0	3
	Def	0	0	3
	Dism	0	1	9
	Ref. Vacate	0	0	0
	Court Trial	0	0	5
	Other	0	6	10
	MAG'S TOTAL		1	7

Decrees	224
Defaults	58
Other	153
Court Trial	13
Dismissals	133
Bankruptcy	14
Ref. Vacated	0
Grand Total	371

GDB	Bank	0	0	0
	Def	0	0	0
	Dism	0	0	1
	Ref. Vacate	0	0	0
	Court Trial	0	0	0
	Other	0	0	0
	MAG'S TOTAL		0	0

SMB	Bank	0	1	1
	Def	1	0	9
	Dism	0	6	19
	Ref. Vacate	0	0	0
	Court Trial	0	0	2
	Other	0	15	19
	MAG'S TOTAL		1	22

CED	Bank	0	0	0
	Def	1	0	7
	Dism	0	8	15
	Ref. Vacate	0	0	0
	Court Trial	0	0	3
	Other	0	20	22
	MAG'S TOTAL		1	28

JTD	Bank	0	0	0
	Def	1	0	5
	Dism	2	17	25
	Ref. Vacate	0	0	0
	Court Trial	0	0	0
	Other	0	11	15
	MAG'S TOTAL		3	28

BSG	Bank	0	0	0
	Def	0	0	2
	Dism	0	2	9
	Ref. Vacate	0	0	0
	Court Trial	0	0	0
	Other	0	9	11
	MAG'S TOTAL		0	11

DKH	Bank	0	0	1
	Def	0	0	0
	Dism	0	1	7
	Ref. Vacate	0	0	0
	Court Trial	0	0	0
	Other	0	0	0
	MAG'S TOTAL		0	1

ARJ	Bank	0	1	3
	Def	0	0	11
	Dism	1	7	13

CUYAHOGA COUNTY COURT OF COMMON PLEAS

OFFICE OF THE MAGISTRATES

Full Disposition Count by Magistrate

REPORTING PERIOD: FROM 01/01/2021 TO 01/31/2021

DATE: 02/10/2021

TIME: 9:42 AM

PAGE: 2

CMSR413

MagID	Dispose Type	Tax Cert.	Tax Treas.	Total
	Ref. Vacate	0	0	0
	Court Trial	0	0	0
	Other	0	22	28
	MAG'S TOTAL	1	30	55
<hr/>				
JLJ	Bank	0	1	2
	Def	0	0	5
	Dism	0	1	5
	Ref. Vacate	0	0	0
	Court Trial	0	0	0
	Other	0	11	11
	MAG'S TOTAL	0	13	23
<hr/>				
MK	Bank	0	0	1
	Def	0	0	6
	Dism	3	4	10
	Ref. Vacate	0	0	0
	Court Trial	0	0	1
	Other	1	5	6
	MAG'S TOTAL	4	9	24
<hr/>				
PL	Bank	0	0	1
	Def	0	0	1
	Dism	0	5	13
	Ref. Vacate	0	0	0
	Court Trial	0	0	1
	Other	0	7	7
	MAG'S TOTAL	0	12	23
<hr/>				
GL	Bank	0	1	2
	Def	1	0	9
	Dism	1	3	7
	Ref. Vacate	0	0	0
	Court Trial	0	0	1
	Other	0	22	22
	MAG'S TOTAL	2	26	41
<hr/>				
CW	Bank	0	0	0
	Def	0	0	0
	Dism	0	0	0
	Ref. Vacate	0	0	0
	Court Trial	0	0	0
	Other	0	0	2
	MAG'S TOTAL	0	0	2

CUYAHOGA COUNTY COURT OF COMMON PLEAS

DATE: 02/10/2021
 TIME: 09:42 AM

OFFICE OF THE MAGISTRATES
 MAGISTRATE'S MONTHLY REF/REIN CASES
 FROM 01/01/2021 TO 01/31/2021

CMSR418

MAGISTRATE	NEW REFERRALS				REINSTATED			
	Tax Treas.	Tax Cert.	Non-Tax	Total	Tax Treas.	Tax Cert.	Non-Tax	Total
<u>AUGUSTYN/KEVIN/C</u>	8	2	11	21	0	0	0	0
<u>BAKER/GAIL/D</u>	20	0	0	20	0	0	0	0
<u>BUCHA/STEPHEN/M</u>	12	3	11	26	0	0	0	0
<u>DAY/CHRISTOPHER/E</u>	6	5	15	26	0	0	1	1
<u>DYKE/JOHN/T</u>	6	9	13	28	1	0	2	3
<u>GOZELANCZYK/BRIAN/S</u>	16	7	12	35	0	0	0	0
<u>HEGYES/DEAN/K</u>	12	1	6	19	0	0	1	1
<u>JACKSON/AMY/R</u>	8	6	10	24	0	0	0	0
<u>JACKSON/JIM/L</u>	6	3	9	18	0	0	2	2
<u>KLEIN/MONICA/</u>	2	4	12	18	0	0	0	0
<u>LUCAS/PAUL/</u>	20	3	16	39	0	0	0	0
<u>LUNSFORD/GINA/</u>	13	2	11	26	0	0	0	0
<u>WEISS/CAROL/</u>	8	0	1	9	0	0	0	0
<u>TOTAL</u>	137	45	127	309	1	0	6	7
<u>COMBINED TOTAL</u>	316							

CUYAHOGA COUNTY COURT OF COMMON PLEAS

**OFFICE OF THE MAGISTRATES
MAG MONTHLY HEARING TOTALS
Reporting Period: January 2021**

DATE: 02/10/2021
TIME: 09:42 AM

PAGE: 1
CMSR3146

Monthly Hearing Total 441

AUGUSTYN
 Default Hearings 0
 Tax Hearings 0
 Pretrials 34

 TOTAL: 34

BUCHA
 Default Hearings 0
 Tax Hearings 0
 Pretrials 58

 TOTAL: 58

DAY
 Default Hearings 0
 Tax Hearings 0
 Pretrials 39

 TOTAL: 39

DYKE
 Default Hearings 0
 Tax Hearings 0
 Pretrials 43

 TOTAL: 43

GOZELANCZYK
 Default Hearings 0
 Tax Hearings 0
 Pretrials 36

 TOTAL: 36

HEGYES
 Default Hearings 0
 Tax Hearings 0
 Pretrials 1

 TOTAL: 1

JACKSON
 Default Hearings 0
 Tax Hearings 0
 Pretrials 35

 TOTAL: 35

JACKSON
 Default Hearings 0
 Tax Hearings 0
 Pretrials 56

 TOTAL: 56

KLEIN
 Default Hearings 0
 Tax Hearings 0
 Pretrials 37

 TOTAL: 37

LUCAS
 Default Hearings 0
 Tax Hearings 0
 Pretrials 54

 TOTAL: 54

CUYAHOGA COUNTY COURT OF COMMON PLEAS

OFFICE OF THE MAGISTRATES

MAG MONTHLY HEARING TOTALS

Reporting Period: January 2021

DATE: 02/10/2021
TIME: 09:42 AM

PAGE: 2
CMSR3146

TOTAL:	54
LUNSFORD	
Default Hearings	0
Tax Hearings	0
Pretrials	48
<hr/>	
TOTAL:	48

CUYAHOGA COUNTY COURT OF COMMON PLEAS

DATE: 02/10/2021
 TIME: 9:43 AM

Office of the Magistrates
 Magistrate's Monthly Case Load
 MONTH: JANUARY 2021

PAGE: 1
 CMSR3147

Magistrate Name	Non Tax Total	Tax Cert.	Tax Treas.	Total Tax	Total Cases
AUGUSTYN	71	8	135	143	214
BAKER	28	8	139	147	175
BUCHA	107	8	179	187	294
DAY	111	18	149	167	278
DYKE	87	13	185	198	285
GOZELANCZYK	167	17	281	298	465
HEGYES	79	5	73	78	157
JACKSON	150	20	243	263	413
JACKSON	129	12	214	226	355
KLEIN	111	14	183	197	308
LUCAS	195	21	382	403	598
LUNSFORD	149	10	223	233	382
WEISS	35	5	42	47	82
Non Tax Total:	1419	Cert.Tax Total: 159	Tax Treas. Total: 2428	Total Tax: 2587	Total Cases: 4006

Report CMSR1062 - Judicial Foreclosure Statistics by Judge

Report CMSR1062 provides a list of judicial foreclosure case activity for each Judge. The report identifies how many cases were pending at the beginning of the period. The new cases filed and cases that were transferred in or reactivated are added to the number pending at the beginning of the period. It then shows the type and number of terminations for the period. The total terminations are subtracted from the total pending which provides the pending at the end of the period.

CUYAHOGA COUNTY COURT OF COMMON PLEAS

DATE: 02/10/2021
TIME: 09:29 AM

Foreclosure Statistics by Judge
Reporting Period: January 2021

PAGE: 1
CMSR1062

Judge							
AMBROSE, DICK							
Pending at Beg of Period			New Cases Filed		Cases Transferred In / Reactivated		Total
79			6		0		85
Terminations							Total
Bankruptcy	0	Default	1	RefVacated	0	Court Trial	0
						Dismiss	4
						Other	4
							9
						Total Pending at End of Period	76
BELL, RICHARD A							
Pending at Beg of Period			New Cases Filed		Cases Transferred In / Reactivated		Total
154			6		0		160
Terminations							Total
Bankruptcy	0	Default	1	RefVacated	0	Court Trial	0
						Dismiss	6
						Other	3
							10
						Total Pending at End of Period	150
CALABRESE, DEENA R							
Pending at Beg of Period			New Cases Filed		Cases Transferred In / Reactivated		Total
127			4		0		131
Terminations							Total
Bankruptcy	0	Default	0	RefVacated	0	Court Trial	0
						Dismiss	4
						Other	2
							6
						Total Pending at End of Period	125
CALABRESE, J. PHILIP							
Pending at Beg of Period			New Cases Filed		Cases Transferred In / Reactivated		Total
185			0		0		185
Terminations							Total
Bankruptcy	0	Default	0	RefVacated	0	Court Trial	0
						Dismiss	0
						Other	185
							185
						Total Pending at End of Period	0
CLANCY, MAUREEN							
Pending at Beg of Period			New Cases Filed		Cases Transferred In / Reactivated		Total
100			4		0		104
Terminations							Total
Bankruptcy	0	Default	0	RefVacated	0	Court Trial	0
						Dismiss	2
						Other	7
							9
						Total Pending at End of Period	95
COLLIER-WILLIAMS, CASSANDRA							
Pending at Beg of Period			New Cases Filed		Cases Transferred In / Reactivated		Total
130			3		0		133
Terminations							Total
Bankruptcy	0	Default	3	RefVacated	0	Court Trial	0
						Dismiss	11
						Other	4
							18
						Total Pending at End of Period	115
CORRIGAN, BRIAN J							
Pending at Beg of Period			New Cases Filed		Cases Transferred In / Reactivated		Total
137			2		0		139
Terminations							Total
Bankruptcy	1	Default	5	RefVacated	0	Court Trial	0
						Dismiss	1
						Other	8
							15
						Total Pending at End of Period	124
CORRIGAN, PETER J							

CUYAHOGA COUNTY COURT OF COMMON PLEAS

DATE: 02/10/2021
 TIME: 09:29 AM

Foreclosure Statistics by Judge
 Reporting Period: January 2021

PAGE: 2
 CMSR1062

Judge							
	Pending at Beg of Period		New Cases Filed	Cases Transferred In / Reactivated			Total
	95		5	0			100
Terminations	Bankruptcy	Default	RefVacated	Court Trial	Dismiss	Other	Total
	0	2	0	0	5	3	10
Total Pending at End of Period							90
FUERST, NANCY A							
	Pending at Beg of Period		New Cases Filed	Cases Transferred In / Reactivated			Total
	94		2	1			97
Terminations	Bankruptcy	Default	RefVacated	Court Trial	Dismiss	Other	Total
	0	1	0	0	1	1	3
Total Pending at End of Period							94
GALL, STEVEN E							
	Pending at Beg of Period		New Cases Filed	Cases Transferred In / Reactivated			Total
	149		6	0			155
Terminations	Bankruptcy	Default	RefVacated	Court Trial	Dismiss	Other	Total
	4	2	0	0	15	4	25
Total Pending at End of Period							130
GALLAGHER, HOLLIE L							
	Pending at Beg of Period		New Cases Filed	Cases Transferred In / Reactivated			Total
	94		6	0			100
Terminations	Bankruptcy	Default	RefVacated	Court Trial	Dismiss	Other	Total
	0	4	0	0	2	7	13
Total Pending at End of Period							87
GALLAGHER, KELLY ANN							
	Pending at Beg of Period		New Cases Filed	Cases Transferred In / Reactivated			Total
	141		5	0			146
Terminations	Bankruptcy	Default	RefVacated	Court Trial	Dismiss	Other	Total
	0	0	0	0	2	0	2
Total Pending at End of Period							144
GALLAGHER, SHANNON M							
	Pending at Beg of Period		New Cases Filed	Cases Transferred In / Reactivated			Total
	193		3	1			197
Terminations	Bankruptcy	Default	RefVacated	Court Trial	Dismiss	Other	Total
	0	1	0	0	4	7	12
Total Pending at End of Period							185
GAUL, DANIEL							
	Pending at Beg of Period		New Cases Filed	Cases Transferred In / Reactivated			Total
	124		5	0			129
Terminations	Bankruptcy	Default	RefVacated	Court Trial	Dismiss	Other	Total
	0	2	0	0	0	5	7
Total Pending at End of Period							122
HAGAN, EMILY							

CUYAHOGA COUNTY COURT OF COMMON PLEAS

DATE: 02/10/2021
TIME: 09:29 AM

Foreclosure Statistics by Judge
Reporting Period: January 2021

PAGE: 3
CMSR1062

Judge							
Pending at Beg of Period		New Cases Filed		Cases Transferred In / Reactivated			Total
124		6		0			130
Terminations	Bankruptcy	Default	RefVacated	Court Trial	Dismiss	Other	Total
	1	2	0	0	2	4	9
Total Pending at End of Period							121
KILBANE, ASHLEY							
Pending at Beg of Period		New Cases Filed		Cases Transferred In / Reactivated			Total
116		3		0			119
Terminations	Bankruptcy	Default	RefVacated	Court Trial	Dismiss	Other	Total
	0	2	0	0	2	4	8
Total Pending at End of Period							111
MATIA, DAVID T							
Pending at Beg of Period		New Cases Filed		Cases Transferred In / Reactivated			Total
153		5		2			160
Terminations	Bankruptcy	Default	RefVacated	Court Trial	Dismiss	Other	Total
	0	0	0	0	4	1	5
Total Pending at End of Period							155
MCCLELLAND, ROBERT C							
Pending at Beg of Period		New Cases Filed		Cases Transferred In / Reactivated			Total
95		0		0			95
Terminations	Bankruptcy	Default	RefVacated	Court Trial	Dismiss	Other	Total
	0	0	0	0	0	95	95
Total Pending at End of Period							0
MCCORMICK, TIMOTHY							
Pending at Beg of Period		New Cases Filed		Cases Transferred In / Reactivated			Total
88		8		1			97
Terminations	Bankruptcy	Default	RefVacated	Court Trial	Dismiss	Other	Total
	3	1	0	0	2	5	11
Total Pending at End of Period							86
MCDONNELL, NANCY R							
Pending at Beg of Period		New Cases Filed		Cases Transferred In / Reactivated			Total
130		3		0			133
Terminations	Bankruptcy	Default	RefVacated	Court Trial	Dismiss	Other	Total
	0	0	0	0	0	3	3
Total Pending at End of Period							130
MCGINTY, WILLIAM T							
Pending at Beg of Period		New Cases Filed		Cases Transferred In / Reactivated			Total
134		5		0			139
Terminations	Bankruptcy	Default	RefVacated	Court Trial	Dismiss	Other	Total
	1	4	0	0	2	7	14
Total Pending at End of Period							125
MIDAY, SHERRIE							

CUYAHOGA COUNTY COURT OF COMMON PLEAS

DATE: 02/10/2021
 TIME: 09:29 AM

Foreclosure Statistics by Judge
 Reporting Period: January 2021

PAGE: 4
 CMSR1062

Judge							
	Pending at Beg of Period		New Cases Filed	Cases Transferred In / Reactivated			Total
	110		4	2			116
Terminations	Bankruptcy	Default	RefVacated	Court Trial	Dismiss	Other	Total
	1	2	0	0	0	3	6
Total Pending at End of Period							110
O'DONNELL, JOHN P							
	Pending at Beg of Period		New Cases Filed	Cases Transferred In / Reactivated			Total
	86		4	1			91
Terminations	Bankruptcy	Default	RefVacated	Court Trial	Dismiss	Other	Total
	0	1	0	0	5	8	14
Total Pending at End of Period							77
RUSSO, JOHN J							
	Pending at Beg of Period		New Cases Filed	Cases Transferred In / Reactivated			Total
	98		6	0			104
Terminations	Bankruptcy	Default	RefVacated	Court Trial	Dismiss	Other	Total
	0	3	0	0	4	3	10
Total Pending at End of Period							94
RUSSO, JOSEPH D							
	Pending at Beg of Period		New Cases Filed	Cases Transferred In / Reactivated			Total
	117		6	0			123
Terminations	Bankruptcy	Default	RefVacated	Court Trial	Dismiss	Other	Total
	1	2	0	0	2	7	12
Total Pending at End of Period							111
RUSSO, MICHAEL J							
	Pending at Beg of Period		New Cases Filed	Cases Transferred In / Reactivated			Total
	127		3	0			130
Terminations	Bankruptcy	Default	RefVacated	Court Trial	Dismiss	Other	Total
	1	4	0	0	4	5	14
Total Pending at End of Period							116
RUSSO, NANCY MARGARET							
	Pending at Beg of Period		New Cases Filed	Cases Transferred In / Reactivated			Total
	76		7	0			83
Terminations	Bankruptcy	Default	RefVacated	Court Trial	Dismiss	Other	Total
	0	0	0	0	10	3	13
Total Pending at End of Period							70
SAFFOLD, SHIRLEY STRICKLAND							
	Pending at Beg of Period		New Cases Filed	Cases Transferred In / Reactivated			Total
	128		4	0			132
Terminations	Bankruptcy	Default	RefVacated	Court Trial	Dismiss	Other	Total
	0	0	0	0	3	4	7
Total Pending at End of Period							125
SANTOLI, ANDREW J.							

CUYAHOGA COUNTY COURT OF COMMON PLEAS

DATE: 02/10/2021
TIME: 09:29 AM

Foreclosure Statistics by Judge
Reporting Period: January 2021

PAGE: 5
CMSR1062

Judge							
	Pending at Beg of Period		New Cases Filed	Cases Transferred In / Reactivated			Total
	0		1	95			96
Terminations							
	Bankruptcy	Default	RefVacated	Court Trial	Dismiss	Other	Total
	0	1	0	0	1	3	5
	Total Pending at End of Period						91
SHAUGHNESSY, MICHAEL P							
	Pending at Beg of Period		New Cases Filed	Cases Transferred In / Reactivated			Total
	183		4	0			187
Terminations							
	Bankruptcy	Default	RefVacated	Court Trial	Dismiss	Other	Total
	0	0	0	0	5	0	5
	Total Pending at End of Period						182
SHEEHAN, BRENDAN J							
	Pending at Beg of Period		New Cases Filed	Cases Transferred In / Reactivated			Total
	24		0	0			24
Terminations							
	Bankruptcy	Default	RefVacated	Court Trial	Dismiss	Other	Total
	0	3	0	0	1	0	4
	Total Pending at End of Period						20
SUTULA, JOHN D							
	Pending at Beg of Period		New Cases Filed	Cases Transferred In / Reactivated			Total
	164		6	0			170
Terminations							
	Bankruptcy	Default	RefVacated	Court Trial	Dismiss	Other	Total
	0	0	0	0	4	4	8
	Total Pending at End of Period						162
SUTULA, KATHLEEN ANN							
	Pending at Beg of Period		New Cases Filed	Cases Transferred In / Reactivated			Total
	99		10	3			112
Terminations							
	Bankruptcy	Default	RefVacated	Court Trial	Dismiss	Other	Total
	0	1	0	0	4	7	12
	Total Pending at End of Period						100
SYNENBERG, JOAN							
	Pending at Beg of Period		New Cases Filed	Cases Transferred In / Reactivated			Total
	133		4	0			137
Terminations							
	Bankruptcy	Default	RefVacated	Court Trial	Dismiss	Other	Total
	0	3	0	0	1	8	12
	Total Pending at End of Period						125
TURNER, DEBORAH M							
	Pending at Beg of Period		New Cases Filed	Cases Transferred In / Reactivated			Total
	143		8	1			152
Terminations							
	Bankruptcy	Default	RefVacated	Court Trial	Dismiss	Other	Total
	0	5	0	0	4	14	23
	Total Pending at End of Period						129
VODREY, WILLIAM F. B.							

CUYAHOGA COUNTY COURT OF COMMON PLEAS

DATE: 02/10/2021
 TIME: 09:29 AM

Foreclosure Statistics by Judge
 Reporting Period: January 2021

PAGE: 6
 CMSR1062

Judge

	Pending at Beg of Period	New Cases Filed		Cases Transferred In / Reactivated			Total
	0	3		185			188
Terminations	Bankruptcy	Default	RefVacated	Court Trial	Dismiss	Other	Total
	1	0	0	0	3	0	4
	Total Pending at End of Period						184

Monthly Summary

MONTHLY SUMMARY

January 2021

NAME	PEND	ASSIGNED			TRIALS						DISP	PENDING				+ -
		CV	CR	TOT	JURY			COURT				CV	FR	CR	TOT	
Dick Ambrose	484	35	36	71	0	0	0	0	0	0	66	267	76	146	489	- 5
Richard A. Bell	612	35	29	64	0	0	0	0	0	0	87	267	148	174	589	+ 23
Deena R. Calabrese	477	34	30	64	0	0	0	0	0	0	43	233	125	140	498	- 21
Maureen Clancy	417	32	30	62	0	0	0	0	0	0	63	220	95	101	416	+ 1
Cassandra Collier-Willia	483	34	32	66	0	0	0	0	0	0	73	210	115	151	476	+ 7
Brian J. Corrigan	663	34	26	60	0	0	0	0	1	1	48	429	123	123	675	- 12
Peter J. Corrigan	522	36	24	60	0	0	0	0	0	0	54	289	89	150	528	- 6
Nancy A. Fuerst	451	36	20	56	0	0	0	0	0	0	57	247	94	109	450	+ 1
Steven E. Gall	574	40	20	60	0	0	0	0	0	0	80	267	130	157	554	+ 20
Hollie L. Gallagher	427	33	28	61	0	0	0	0	0	0	59	245	87	97	429	- 2
Kelly A. Gallagher	522	33	29	62	0	0	0	0	0	0	68	237	144	135	516	+ 6
Shannon M. Gallagher	548	36	29	65	0	0	0	0	0	0	71	235	185	122	542	+ 6
Daniel Gaul	493	33	33	66	0	0	0	0	0	0	52	218	122	167	507	- 14
Emily Hagan	491	38	26	64	0	0	0	0	0	0	47	220	120	168	508	- 17
Ashley Kilbane	506	31	30	61	0	0	0	0	0	0	40	260	109	158	527	- 21
David T. Matia	535	32	28	60	0	0	0	0	0	0	64	245	155	131	531	+ 4
Timothy McCormick	485	34	23	57	0	0	0	0	2	2	53	311	86	92	489	- 4
Nancy R. McDonnell	411	20	14	34	0	0	0	0	0	0	40	211	130	64	405	+ 6
William T. McGinty	567	34	26	60	0	0	0	0	0	0	64	296	123	144	563	+ 4
Sherrie Miday	516	38	31	69	0	0	0	0	0	0	60	271	110	144	525	- 9
John P. O'Donnell	471	37	22	59	0	0	0	0	0	0	66	244	77	143	464	+ 7
John J. Russo	355	37	23	60	0	0	0	0	0	0	58	208	93	56	357	- 2
Joseph D. Russo	568	36	22	58	0	0	0	0	0	0	61	268	111	186	565	+ 3
Michael J. Russo	467	32	23	55	0	0	0	0	0	0	52	240	116	114	470	- 3
Nancy Margaret Russo	258	36	18	54	0	0	0	0	0	0	54	107	69	82	258	0
Shirley Strickland Saffold	535	38	24	62	0	0	0	0	0	0	45	284	122	146	552	- 17
Andrew J. Santoli	465	30	33	63	0	0	0	0	0	0	85	254	90	99	443	+ 22
Michael P. Shaughnessy	540	33	37	70	0	0	0	0	0	0	63	254	181	112	547	- 7
Brendan J. Sheehan	98	7	4	11	0	0	0	0	0	0	16	64	19	10	93	+ 5
John D. Sutula	700	33	40	73	0	0	0	0	0	0	57	317	161	238	716	- 16
Kathleen Ann Sutula	494	41	25	66	0	0	0	0	0	0	69	240	99	152	491	+ 3
Joan Synenberg	482	32	30	62	0	0	0	0	0	0	32	283	123	106	512	- 30
Deborah M. Turner	553	34	55	89	0	0	0	0	0	0	74	269	128	171	568	- 15
William F.B. Vodrey	582	34	20	54	0	0	0	1	0	1	36	242	183	175	600	- 18
TOTALS	16752	1138	920	2058	0	0	0	1	3	4	1957	8452	3938	4463	16853	- 101

Year to Date Summary

SUMMARY FOR THE COURT

January - January 2021

NAME	PEND	ASSIGNED			TRIALS						DISP	PENDING				+ -
		CV	CR	TOT	JURY			COURT				CV	FR	CR	TOT	
Dick Ambrose	484	35	36	71	0	0	0	0	0	0	66	267	76	146	489	- 5
Richard A. Bell	612	35	29	64	0	0	0	0	0	0	87	267	148	174	589	+ 23
Deena R. Calabrese	477	34	30	64	0	0	0	0	0	0	43	233	125	140	498	- 21
Maureen Clancy	417	32	30	62	0	0	0	0	0	0	63	220	95	101	416	+ 1
Cassandra Collier-Willia	483	34	32	66	0	0	0	0	0	0	73	210	115	151	476	+ 7
Brian J. Corrigan	663	34	26	60	0	0	0	0	1	1	48	429	123	123	675	- 12
Peter J. Corrigan	522	36	24	60	0	0	0	0	0	0	54	289	89	150	528	- 6
Nancy A. Fuerst	451	36	20	56	0	0	0	0	0	0	57	247	94	109	450	+ 1
Steven E. Gall	574	40	20	60	0	0	0	0	0	0	80	267	130	157	554	+ 20
Hollie L. Gallagher	427	33	28	61	0	0	0	0	0	0	59	245	87	97	429	- 2
Kelly A. Gallagher	522	33	29	62	0	0	0	0	0	0	68	237	144	135	516	+ 6
Shannon M. Gallagher	548	36	29	65	0	0	0	0	0	0	71	235	185	122	542	+ 6
Daniel Gaul	493	33	33	66	0	0	0	0	0	0	52	218	122	167	507	- 14
Emily Hagan	491	38	26	64	0	0	0	0	0	0	47	220	120	168	508	- 17
Ashley Kilbane	506	31	30	61	0	0	0	0	0	0	40	260	109	158	527	- 21
David T. Matia	535	32	28	60	0	0	0	0	0	0	64	245	155	131	531	+ 4
Timothy McCormick	485	34	23	57	0	0	0	0	2	2	53	311	86	92	489	- 4
Nancy R. McDonnell	411	20	14	34	0	0	0	0	0	0	40	211	130	64	405	+ 6
William T. McGinty	567	34	26	60	0	0	0	0	0	0	64	296	123	144	563	+ 4
Sherrie Miday	516	38	31	69	0	0	0	0	0	0	60	271	110	144	525	- 9
John P. O'Donnell	471	37	22	59	0	0	0	0	0	0	66	244	77	143	464	+ 7
John J. Russo	355	37	23	60	0	0	0	0	0	0	58	208	93	56	357	- 2
Joseph D. Russo	568	36	22	58	0	0	0	0	0	0	61	268	111	186	565	+ 3
Michael J. Russo	467	32	23	55	0	0	0	0	0	0	52	240	116	114	470	- 3
Nancy Margaret Russo	258	36	18	54	0	0	0	0	0	0	54	107	69	82	258	0
Shirley Strickland Saffold	535	38	24	62	0	0	0	0	0	0	45	284	122	146	552	- 17
Andrew J. Santoli	465	30	33	63	0	0	0	0	0	0	85	254	90	99	443	+ 22
Michael P. Shaughnessy	540	33	37	70	0	0	0	0	0	0	63	254	181	112	547	- 7
Brendan J. Sheehan	98	7	4	11	0	0	0	0	0	0	16	64	19	10	93	+ 5
John D. Sutula	700	33	40	73	0	0	0	0	0	0	57	317	161	238	716	- 16
Kathleen Ann Sutula	494	41	25	66	0	0	0	0	0	0	69	240	99	152	491	+ 3
Joan Synenberg	482	32	30	62	0	0	0	0	0	0	32	283	123	106	512	- 30
Deborah M. Turner	553	34	55	89	0	0	0	0	0	0	74	269	128	171	568	- 15
William F.B. Vodrey	582	34	20	54	0	0	0	1	0	1	36	242	183	175	600	- 18
TOTALS	16752	1138	920	2058	0	0	0	1	3	4	1957	8452	3938	4463	16853	- 101

Corrections/Adjustments