



***Statistics Report
July 2022***

***Brendan J. Sheehan
Administrative and Presiding Judge***

TABLE OF CONTENTS

Criminal Statistics

Newly Filed, Re-Activated and Transferred in Cases _____ 4

Yearly Criminal Terminations _____ 5

Pending Criminal Cases End of Period _____ 6

Clearance Rate _____ 7

Arrest to Disposition Timeline _____ 8

Average Arrest to Disposition Timeline (Jail Cases) _____ 9

Average Arrest to Disposition Timeline (Non-Jail Cases) _____ 10

Average Arrest to Disposition Timeline (Jail and Non-Jail Cases) _____ 11

Yearly Average Arrest to Disposition Timeline _____ 12

Indictments and Informations Filed With the Clerk of Courts _____ 13

Bail Case Arraignment Activity _____ 14

Overall Arraignment Statistics _____ 15

Foreclosure Statistics

Total Pending Judicial Foreclosure Cases Referred to Magistrates _____ 17

Total Pending Tax Lien & Certificate Cases Referred to Magistrates _____ 18

Percentage of Pending Judicial Foreclosure Cases By Filing Year _____ 19

Judicial Foreclosure Clearance Rate Year 2022 _____ 20

Avg. Number of Days to Disp. (Excl. Bank. Stays & Tax Lien & Tax Cert.) _____ 21

Avg. Number of Days to Disp. (Excl. Bank. Stays & Incl. Tax Lien & Tax Cert.) _____ 22

Total New Judicial Foreclosure Filings _____ 23

New Marsh of Lien/Quiet Title/Partition Case Filings for Years 2011 – 2022 YTD _____ 24

New Marsh of Lien/Quiet Title/Partition Case Filings by month for 2022 YTD _____ 24

New Tax Lien & Certificate Filings for Years 2011 – 2022 YTD _____ 25

New Tax Lien & Certificate Filings by Month for Year 2022 YTD _____ 25

Total New Judicial Foreclosure Filings Years 2011 – 2022 YTD _____ 26

Total New Judicial Foreclosure Filings by Month for Year 2022 YTD _____ 26

Magistrate’s Monthly Reports _____ 27

Report CMSR1062 - Judicial Foreclosure Statistics by Judge _____ 35

Monthly Summary _____ 41

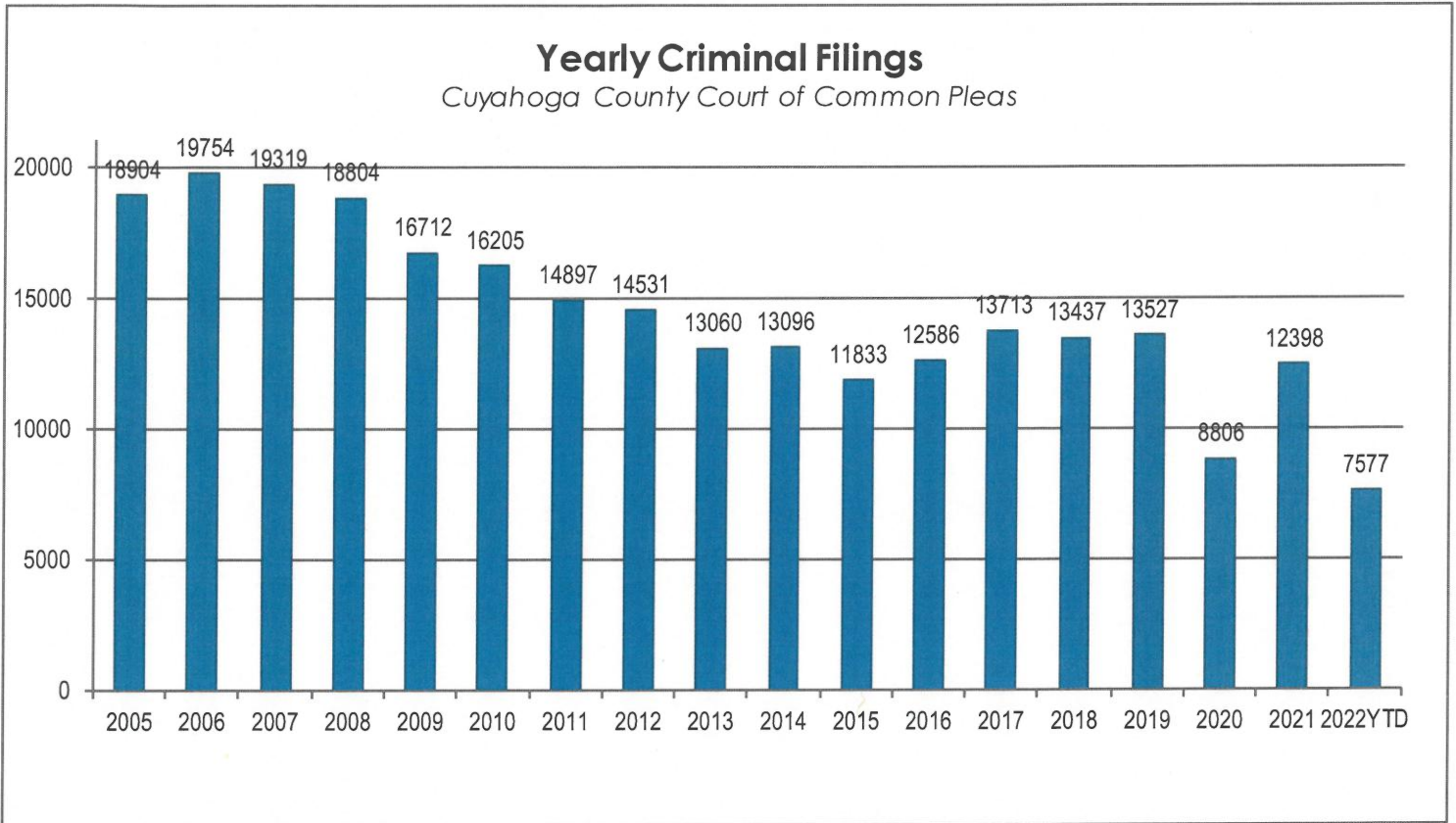
Year to Date Summary _____ 43

Corrections/Adjustments _____ 45

Criminal Case Statistics

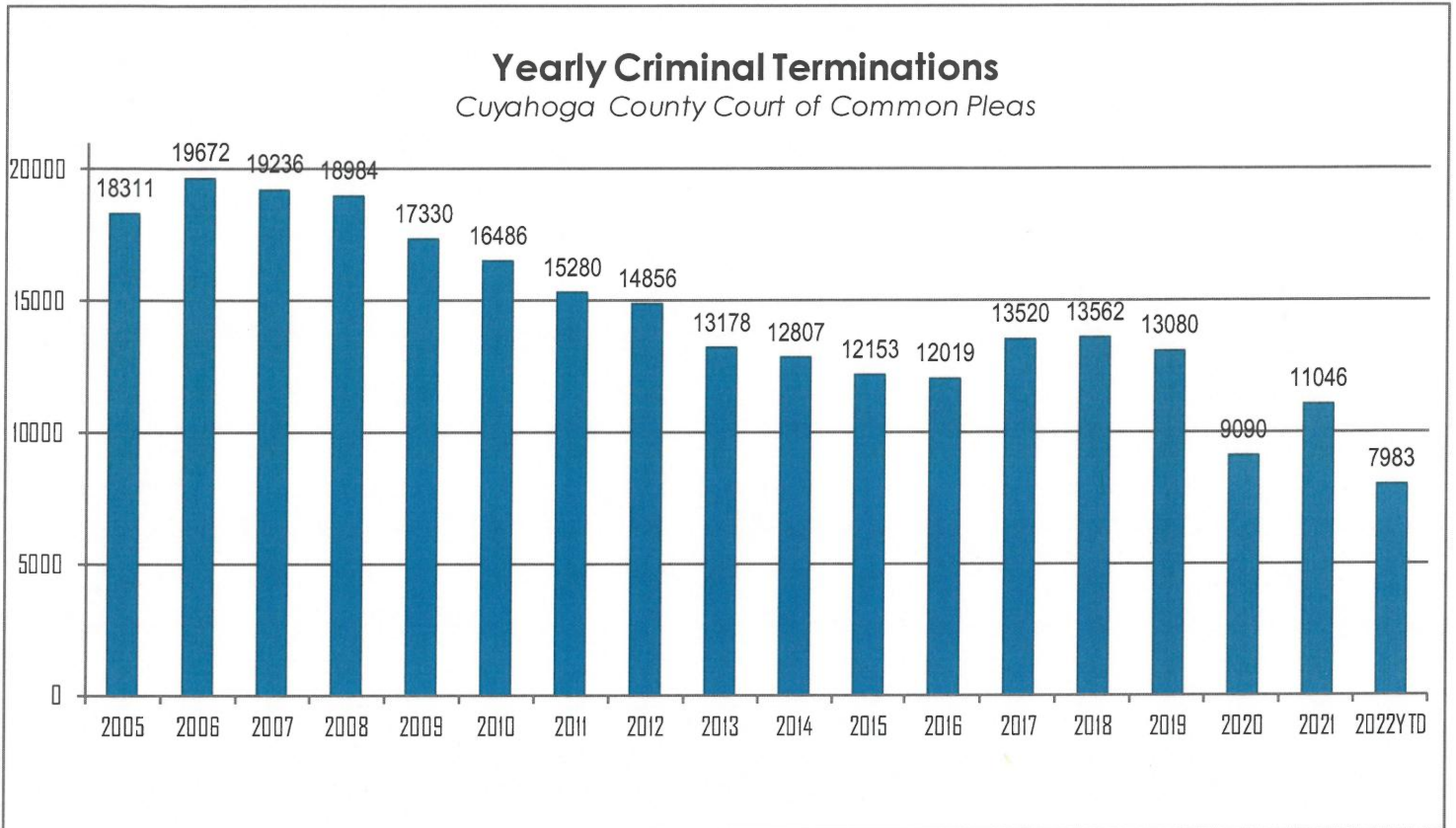
Newly Filed, Re-Activated and Transferred in Cases

The following chart is a representation of all filed cases in Cuyahoga County Court of Common Pleas from 2005 – July 2022. Newly filed cases are defined as having been arraigned and assigned to a Judge. Re-activated cases are defined as cases where a defendant was unavailable for trial and has now become ready to proceed. Transferred cases are defined as cases moved from one judge’s docket to another. This could be due to re-assignment to a Mental Health Judge or after additional information indicates that by Court rule, the case should have been assigned to another Judge.



Yearly Criminal Terminations

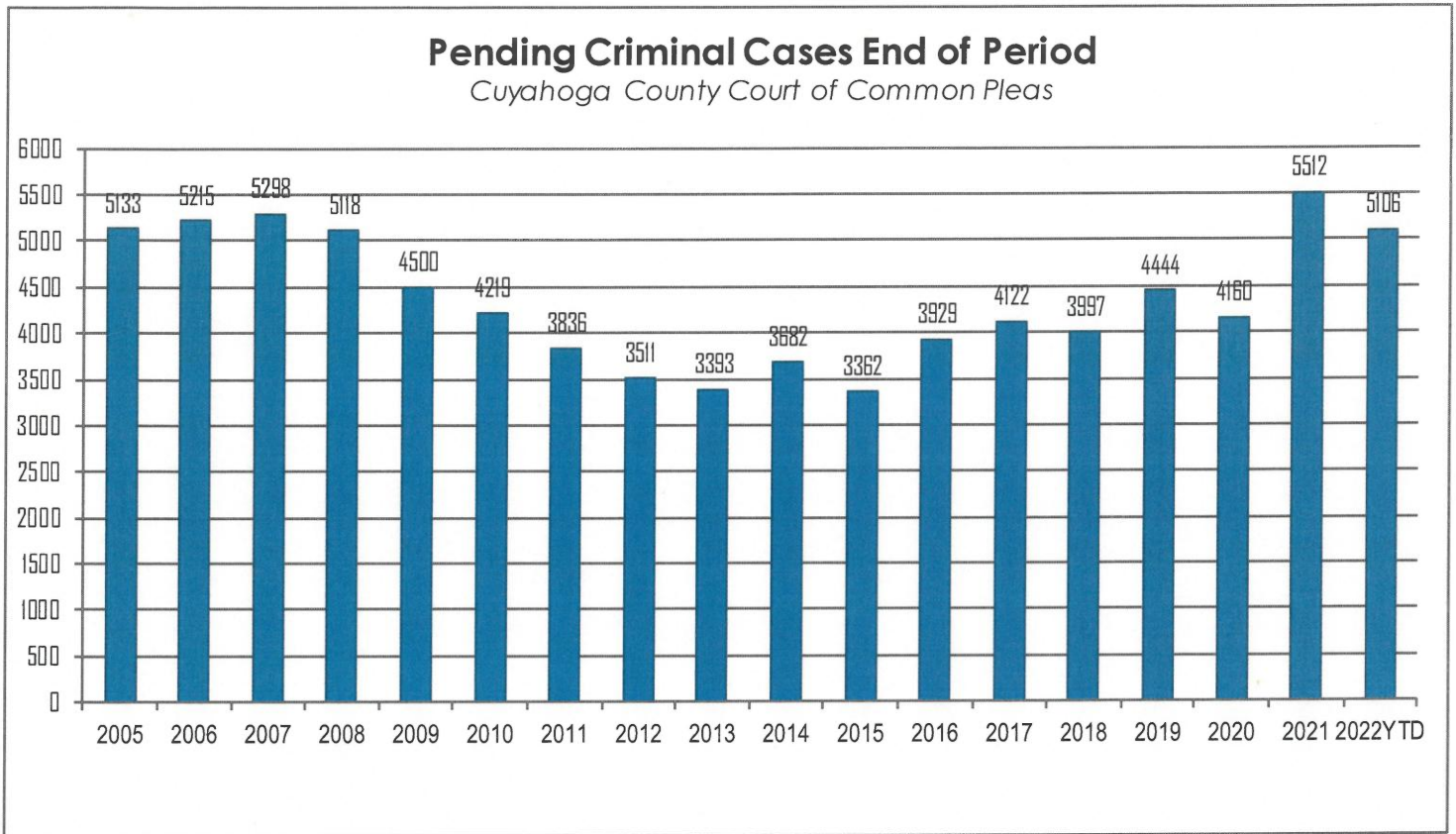
The following chart represents cases that have been terminated by the court from 2005 – July 2022. These cases have been terminated either by trial; plea, dismissal or a defendant is unavailable for trial or sentencing.



CUYAHOGA COUNTY COMMON PLEAS COURT

Pending Criminal Cases End of Period

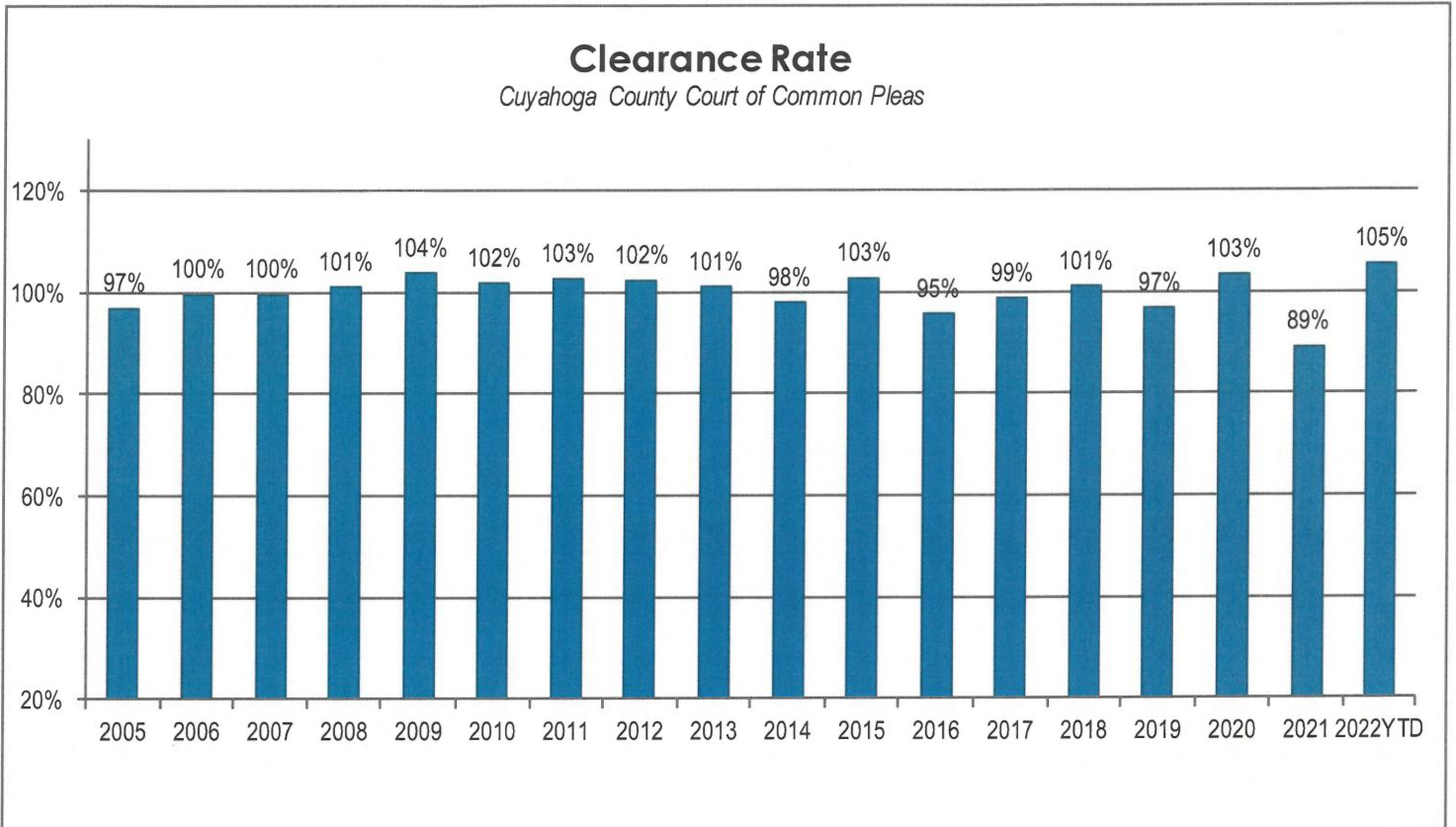
The following chart represents the total number of cases pending at the end of the reporting period from 2005 – July 2022. Pending criminal cases at the end of the period is determined by adding the total number of pending cases at the beginning of the reporting period, and all newly filed, re-activated and transferred in cases. The total number of cases terminated in the period is subtracted from the sum total pending at the beginning of the period to give the value pending at the end of the period.



CUYAHOGA COUNTY COMMON PLEAS COURT

Clearance Rate

The Clearance Rate is the total number of outgoing cases as a percentage of the number of incoming cases. Clearance rate measures whether the court is keeping up with its incoming caseload. If cases are not disposed in a timely manner, a backlog of cases awaiting disposition will grow. A Clearance Rate of 100% indicates that at least as many cases have been filed, reopened, or reactivated in a period have been disposed.



Arrest to Disposition Timeline

Arrest to disposition timeline is a method to measure how felony cases flow through the Cuyahoga County Criminal Justice System. By capturing how long a case takes to move from stage to stage, we can examine where problems may exist and where potential improvements in case processing can be made.

The source data was extracted from the Cuyahoga County Court of Common Pleas Case Management System. The overall population of sample data was based on cases terminated in a given month excluding cases that have gone through diversion programs. A case is defined as a defendant and all charges involved in a single incident. The period for the extracted data is from July 2022.

The stages examined were:

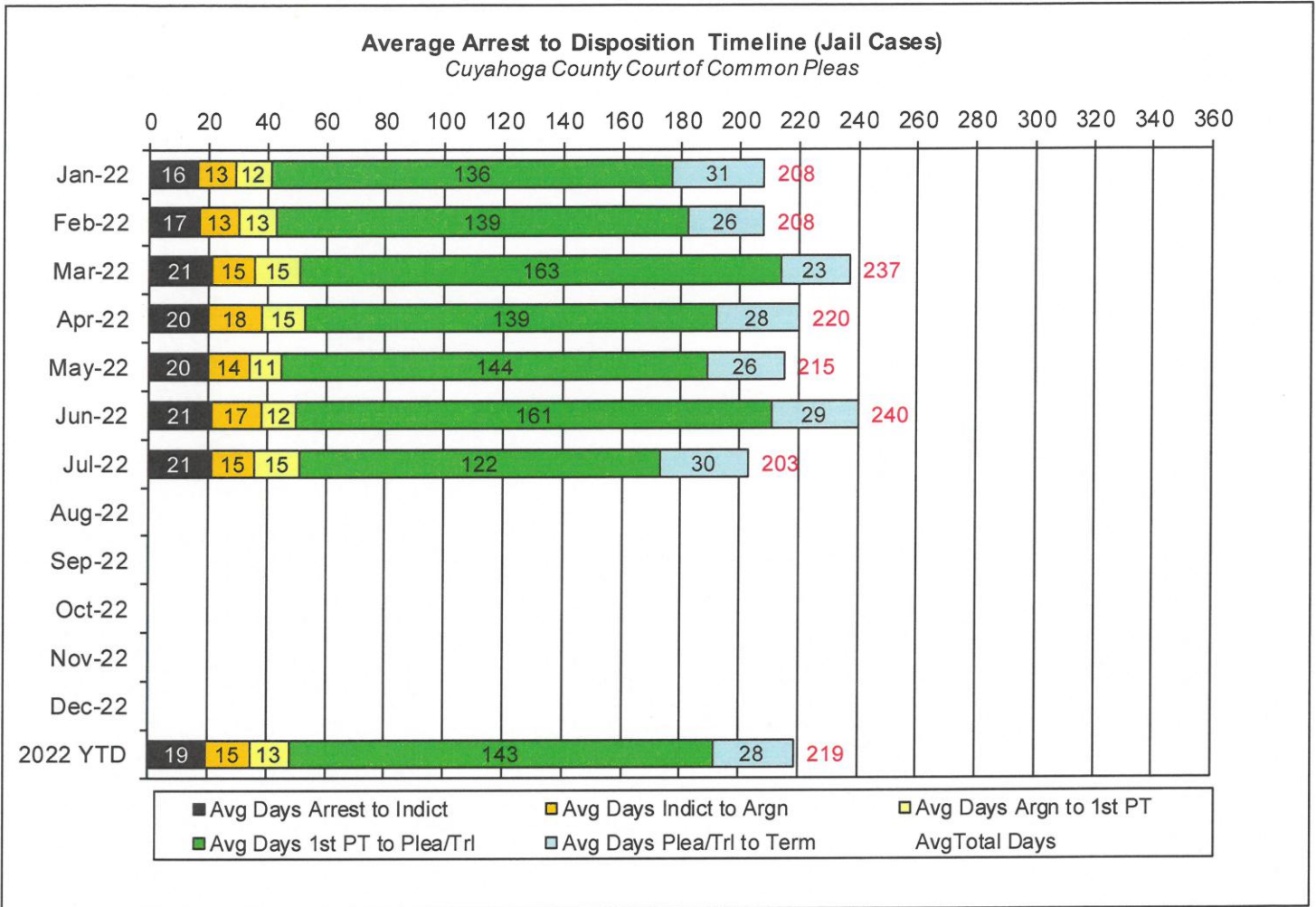
Arrest to Indictment
Indictment to Arraignment
Arraignment to 1st Pre-Trial
1st Pre-Trial to Plea/Trial
Plea/Trial to Termination

Due to the fact that each case may or may not have all of the stage date elements, a method to arrive at stage averages was applied. For a case to be included in the average for a stage there would need to be both dates for the given stage. A case would be included in the Arrest to Indictment stage if both arrest date and indictment date were available. This method was applied to each of the five stages. Next we calculated the total number of cases that met the date criteria for each of the ranges and also the total number of days between each date. To arrive at an average, the total number of days for each case in each range was calculated and divided by the total number of cases that met the date criteria. If a case had a time period or periods where the defendant was capiased or referred to the Psych Clinic, that amount of time was subtracted from the appropriate range. For re-indicted cases, the original arrest date is used.

The following three charts are for Jail, Non-Jail and combined Jail and Non-Jail cases. Jail and Non-Jail cases are defined by the posting of bond prior to plea or trial.

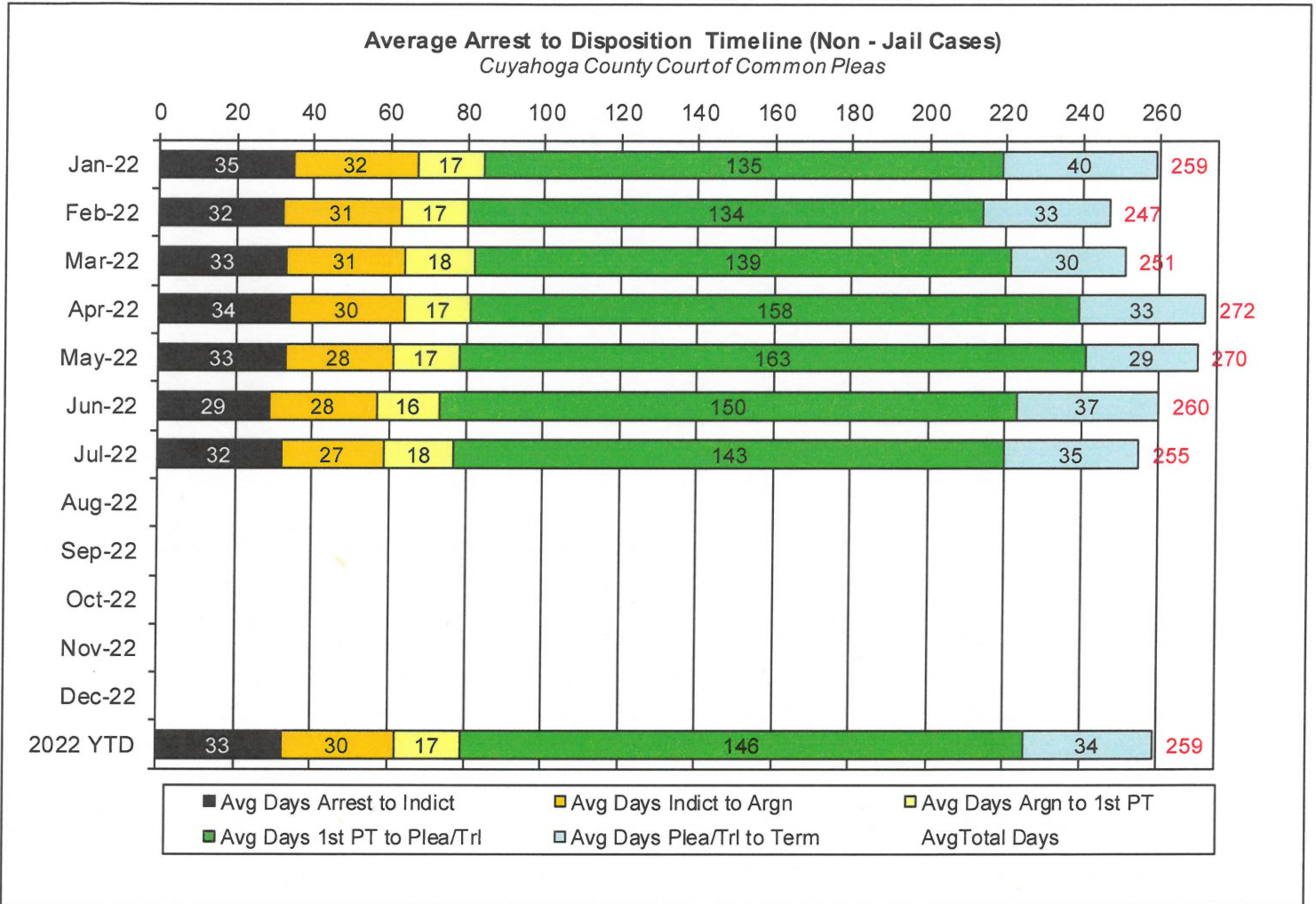
CUYAHOGA COUNTY COMMON PLEAS COURT

Average Arrest to Disposition Timeline (Jail Cases)



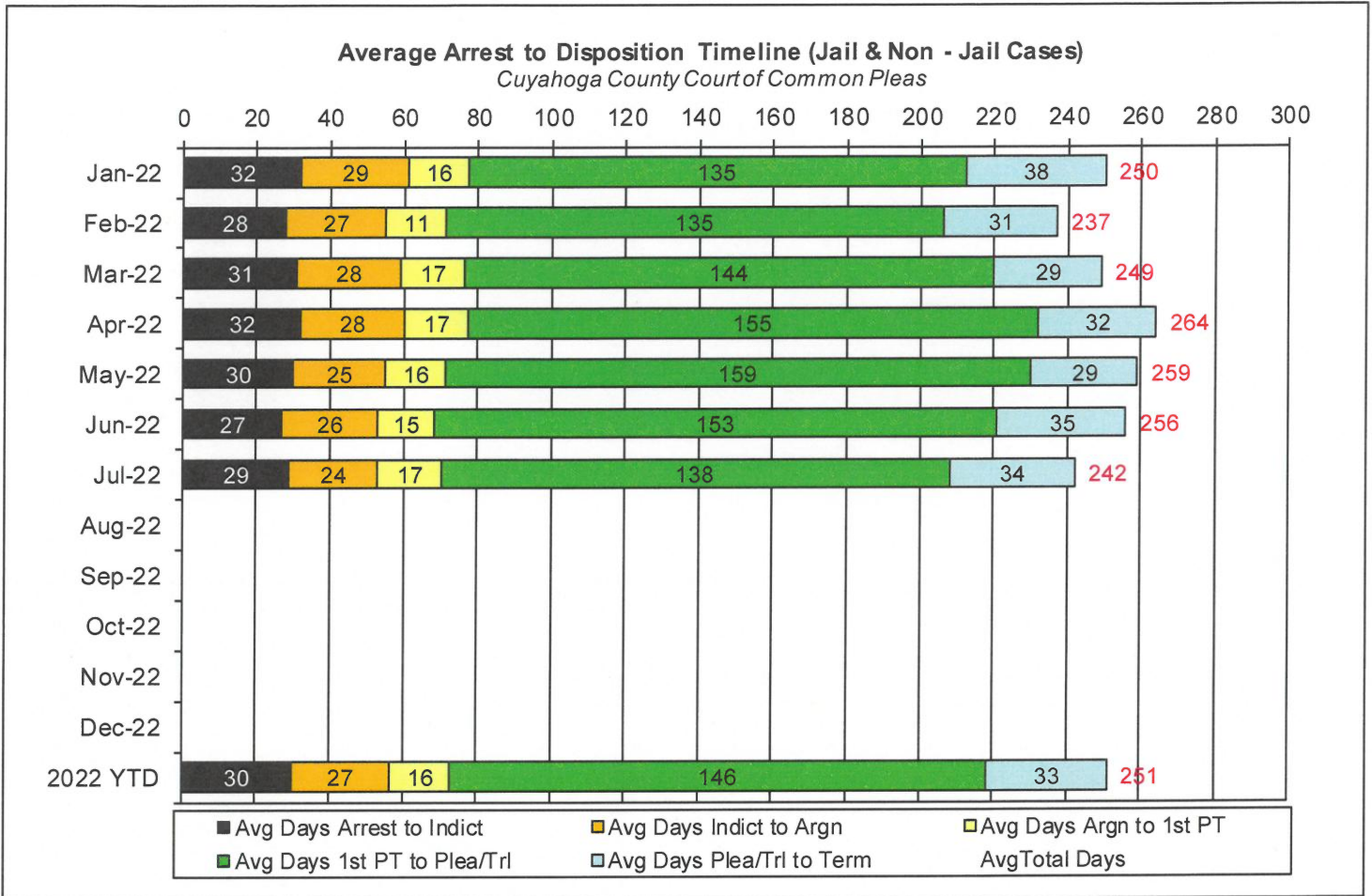
CUYAHOGA COUNTY COMMON PLEAS COURT

Average Arrest to Disposition Timeline (Non-Jail Cases)



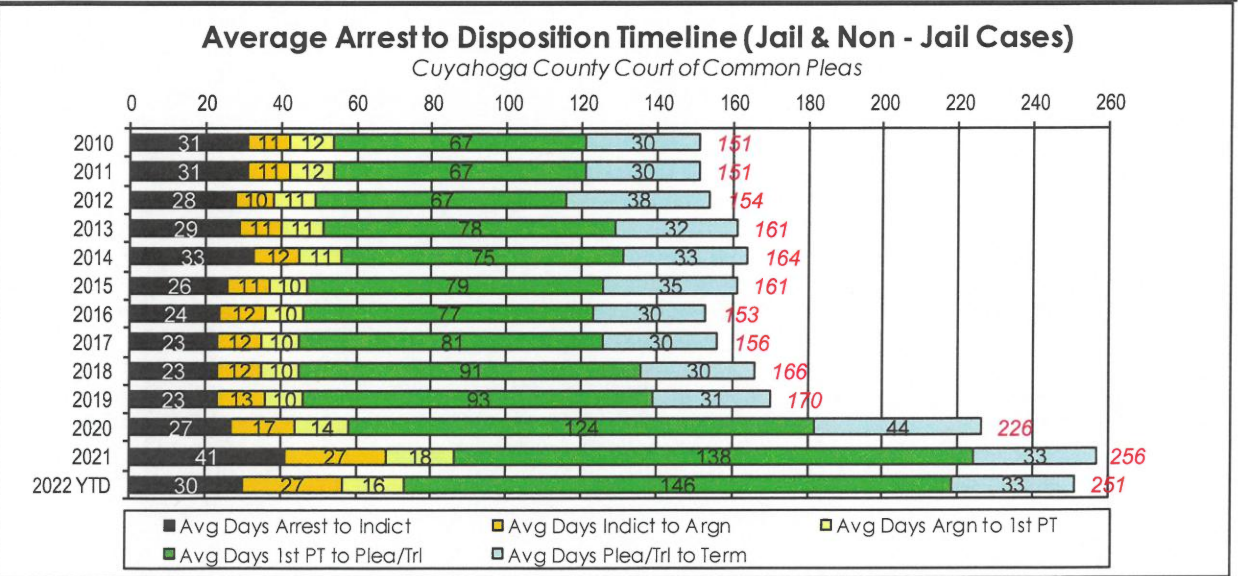
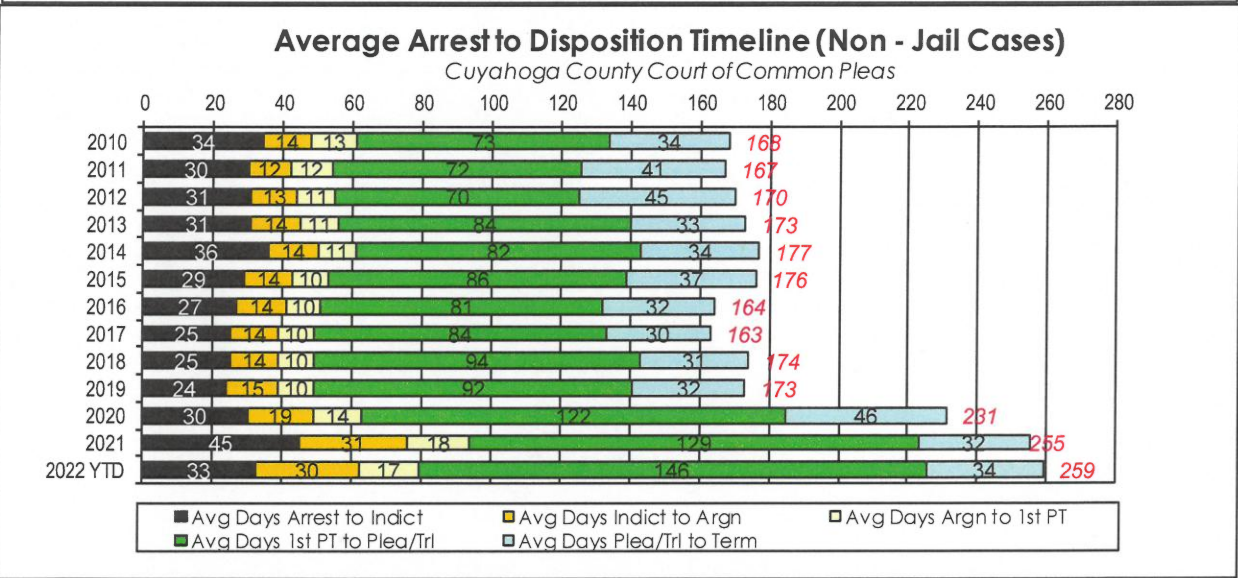
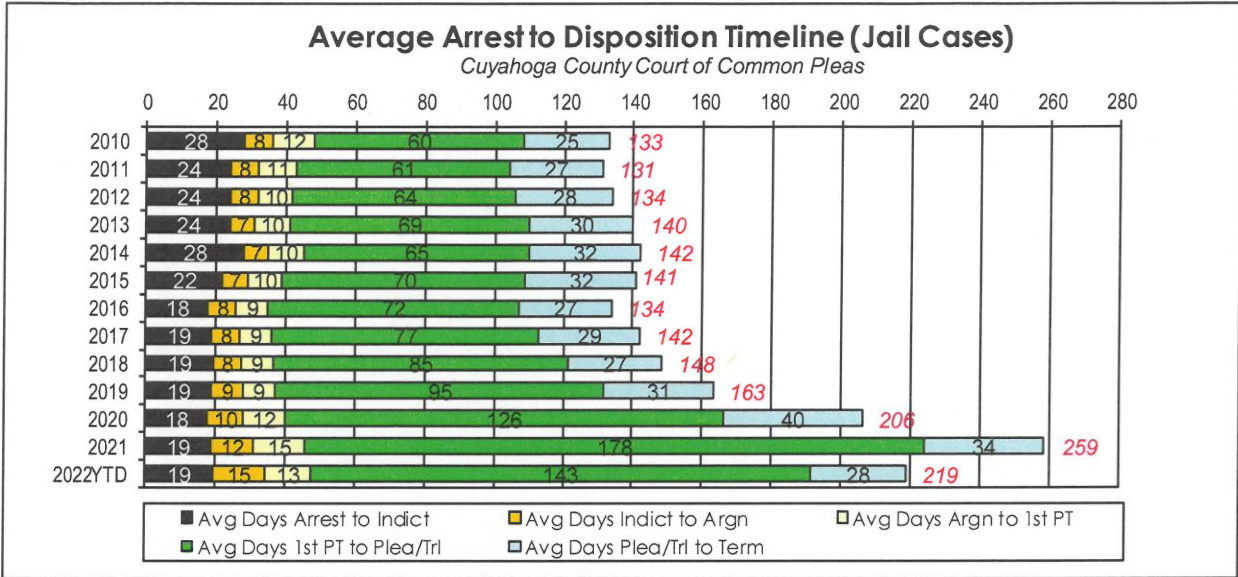
CUYAHOGA COUNTY COMMON PLEAS COURT

Average Arrest to Disposition Timeline (Jail and Non-Jail Cases)



CUYAHOGA COUNTY COMMON PLEAS COURT

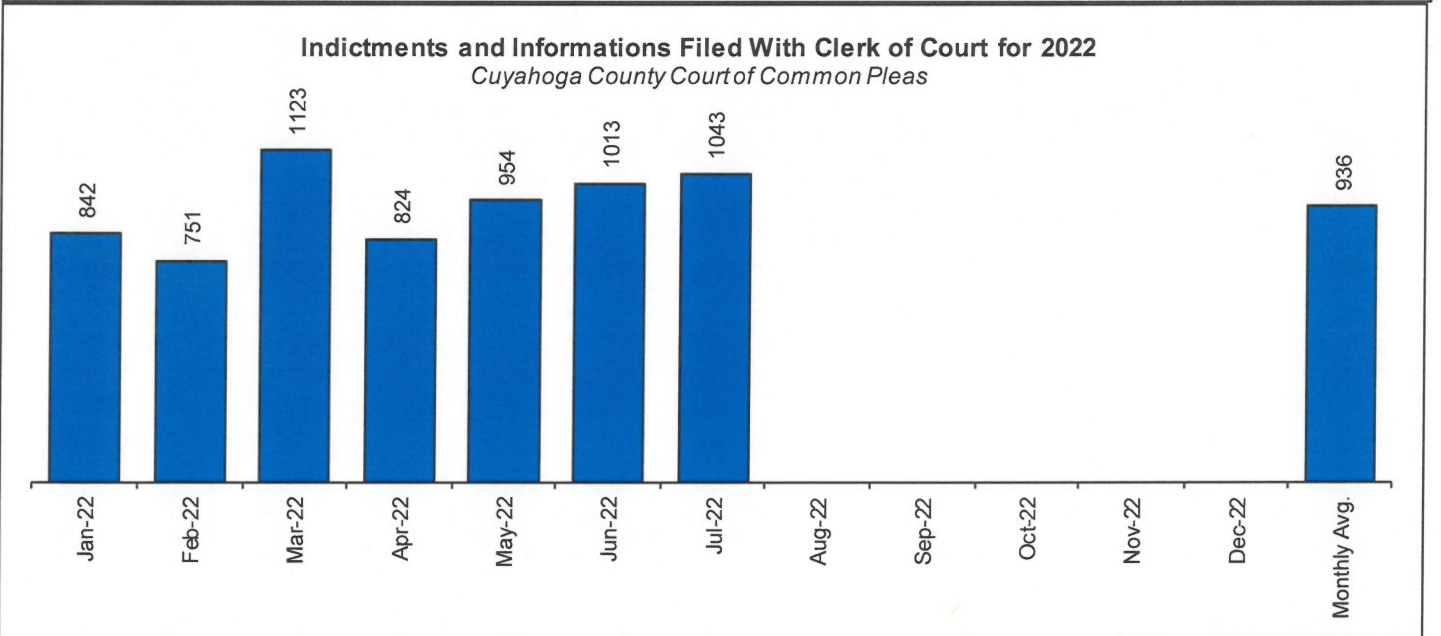
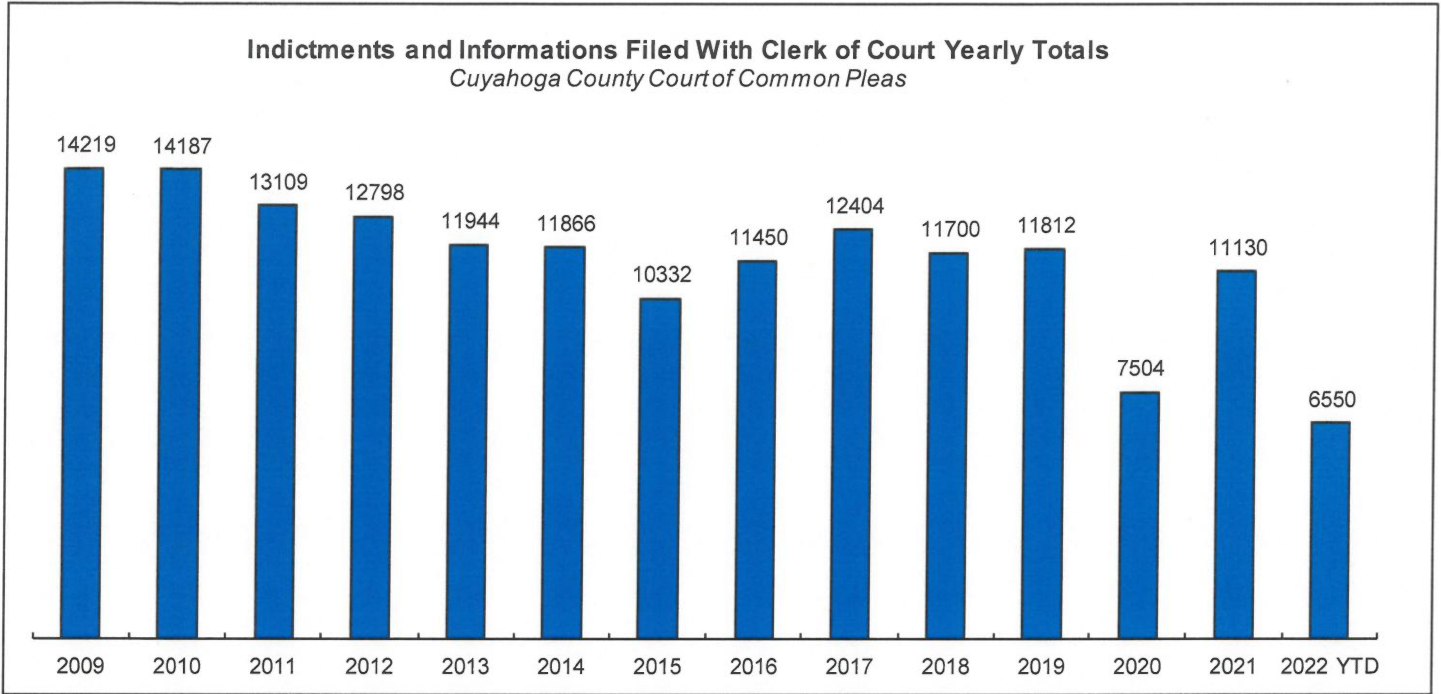
Yearly Average Arrest to Disposition Timeline



CUYAHOGA COUNTY COMMON PLEAS COURT

Indictments and Informations Filed With the Clerk of Courts

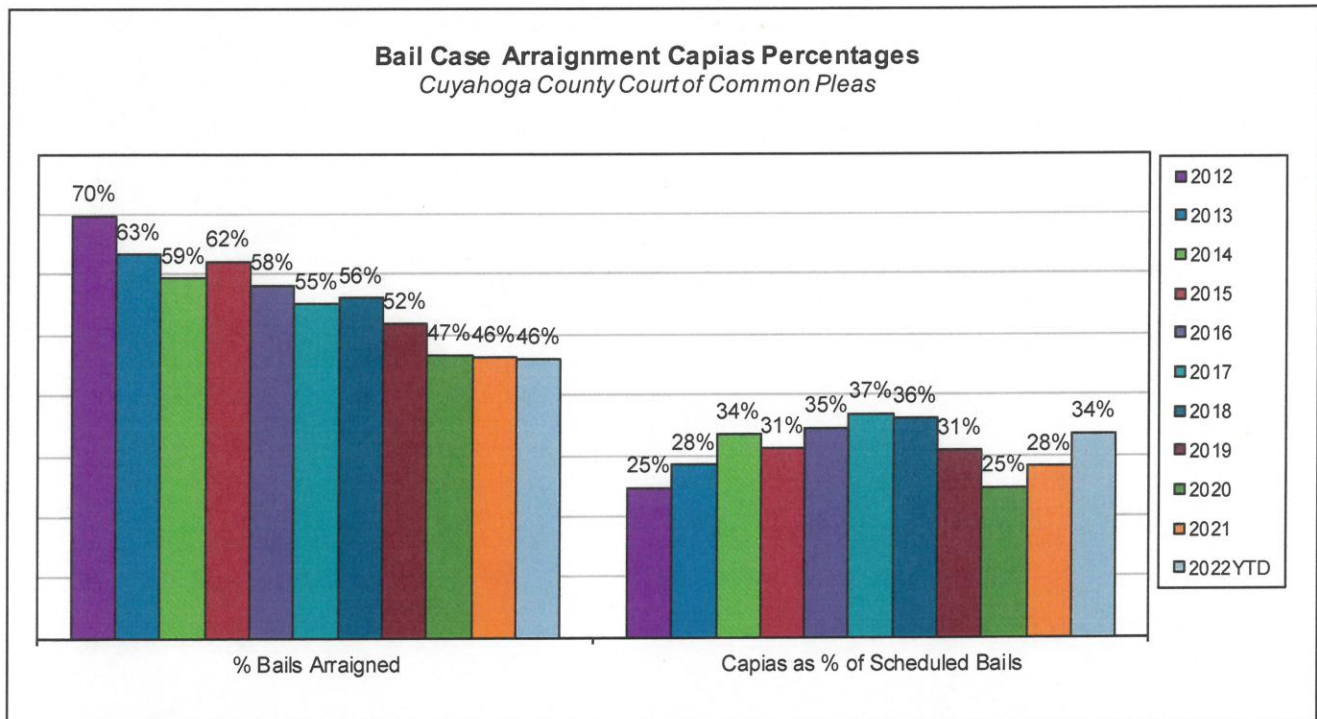
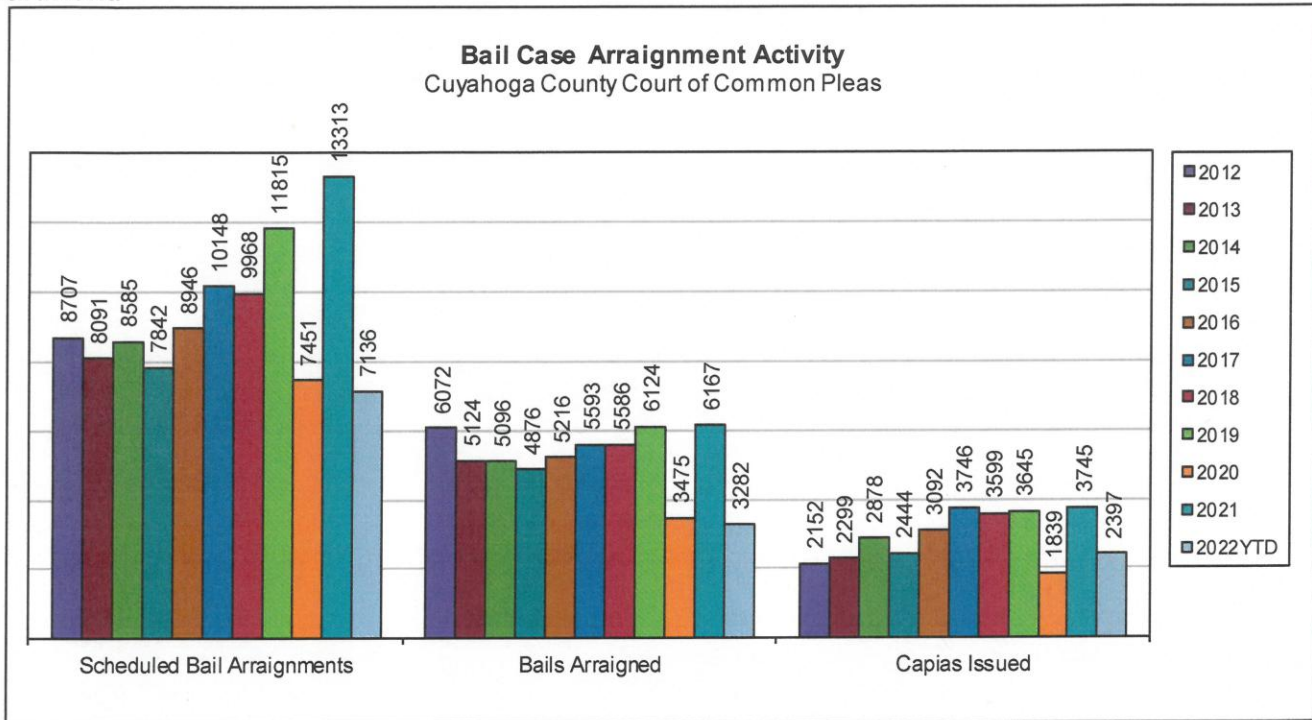
The following charts are reflective of Indictments and Informations filed with the Criminal Clerk of Courts from 2009. The source for this information was the Criminal Clerk's Office.



CUYAHOGA COUNTY COMMON PLEAS COURT

Bail Case Arraignment Activity

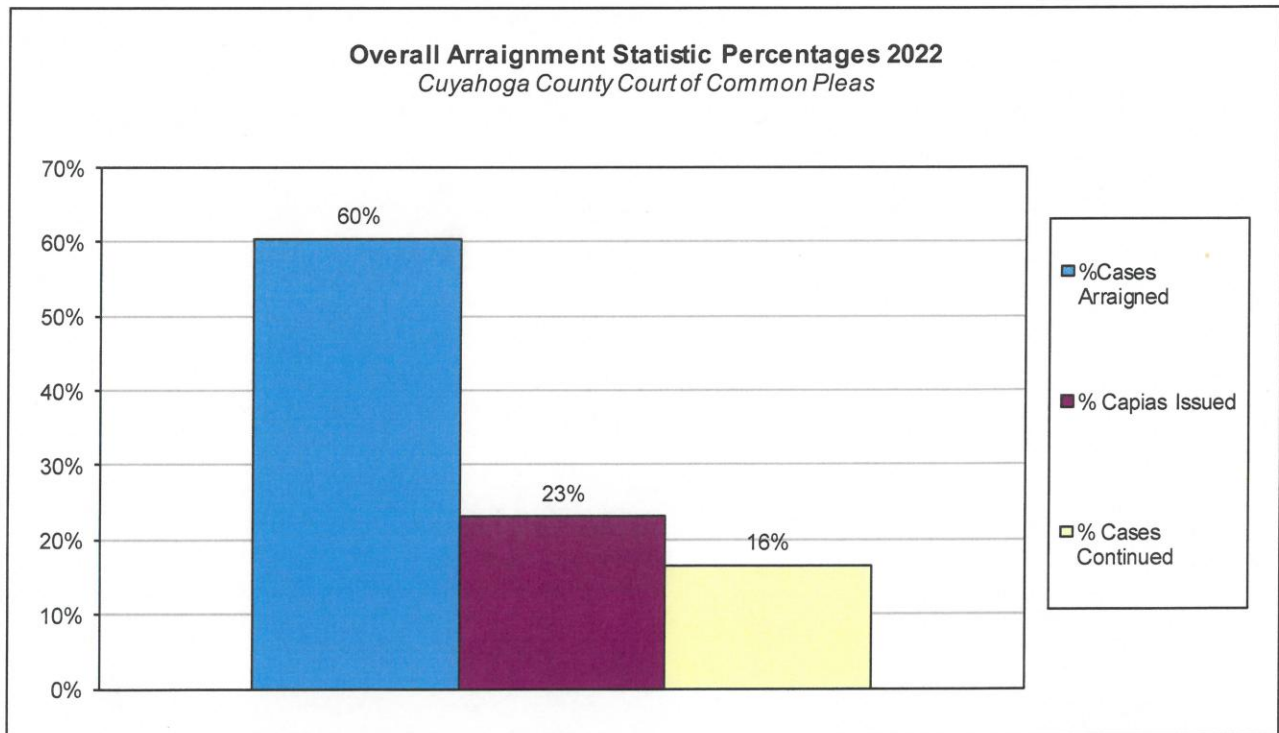
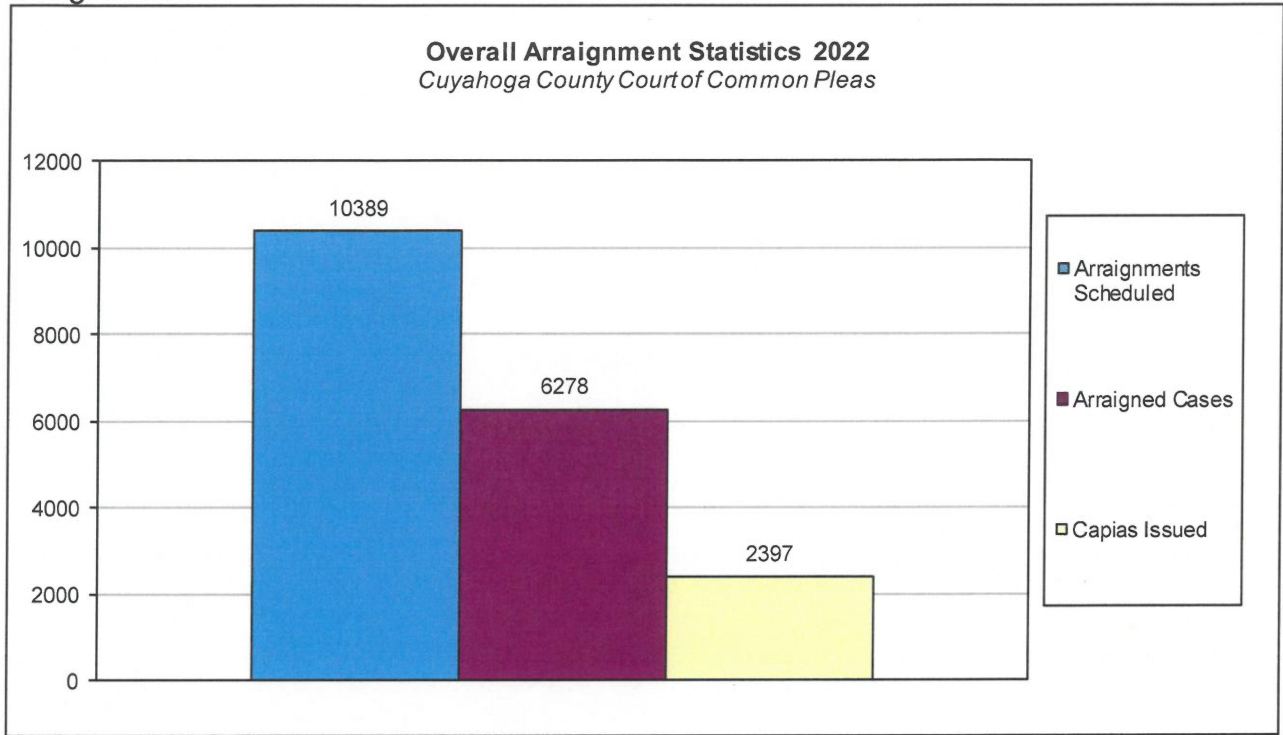
The following charts are reflective of arraignment activity where the defendant was not incarcerated at the time of arraignment. The source for this information was the Criminal Records Department.



CUYAHOGA COUNTY COMMON PLEAS COURT

Overall Arraignment Statistics

The arraignment statistics were provided by the Criminal Records Department. They are provided to give a representation of arraignment activity in the Court in 2022. These statistics include jail and non – jail arraignments.



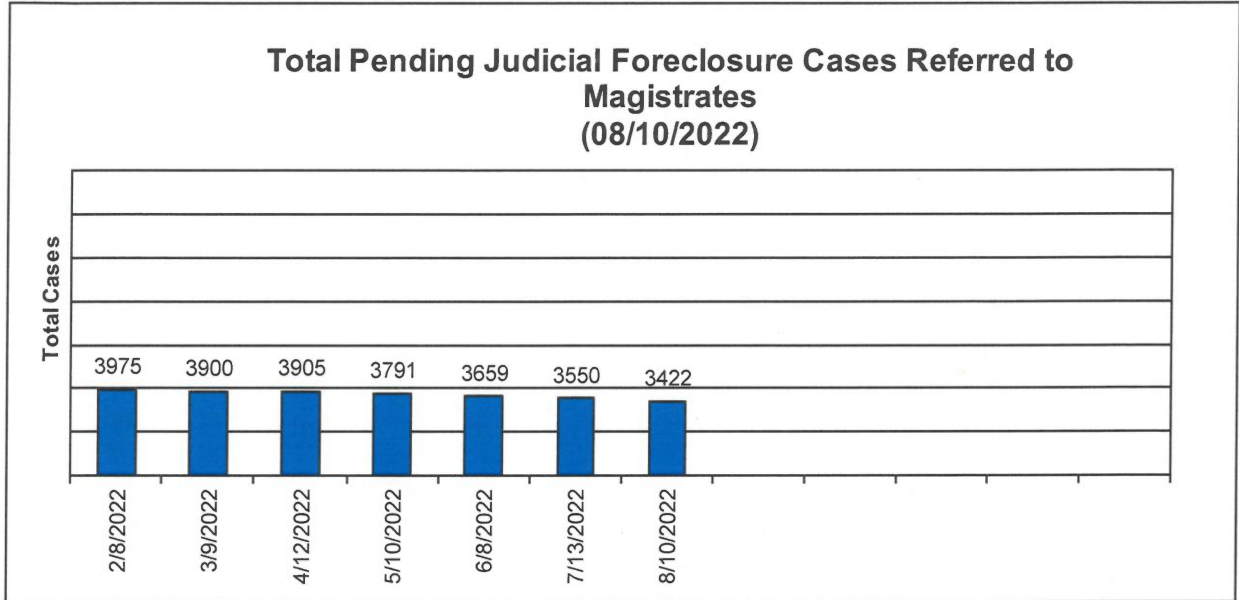
Judicial Foreclosure Statistics¹

¹ For clarification purposes, Foreclosure cases in this report are identified as Judicial Foreclosure filings (filing codes 1460 (Foreclosure Marsh. Of Lien), 1465(Tax Lien), 1466 (Tax Certificate), 1470 (Quiet Title), and 1480 (Partition)). These cases are different from Board of Revision Foreclosures, which are not reported here.

CUYAHOGA COUNTY COMMON PLEAS COURT

Total Pending Judicial Foreclosure Cases Referred to Magistrates

The following chart is a display of the total number of pending Judicial Foreclosure cases referred to the Magistrates on specific dates. The table below shows the number of these cases pending from each year since 2012.

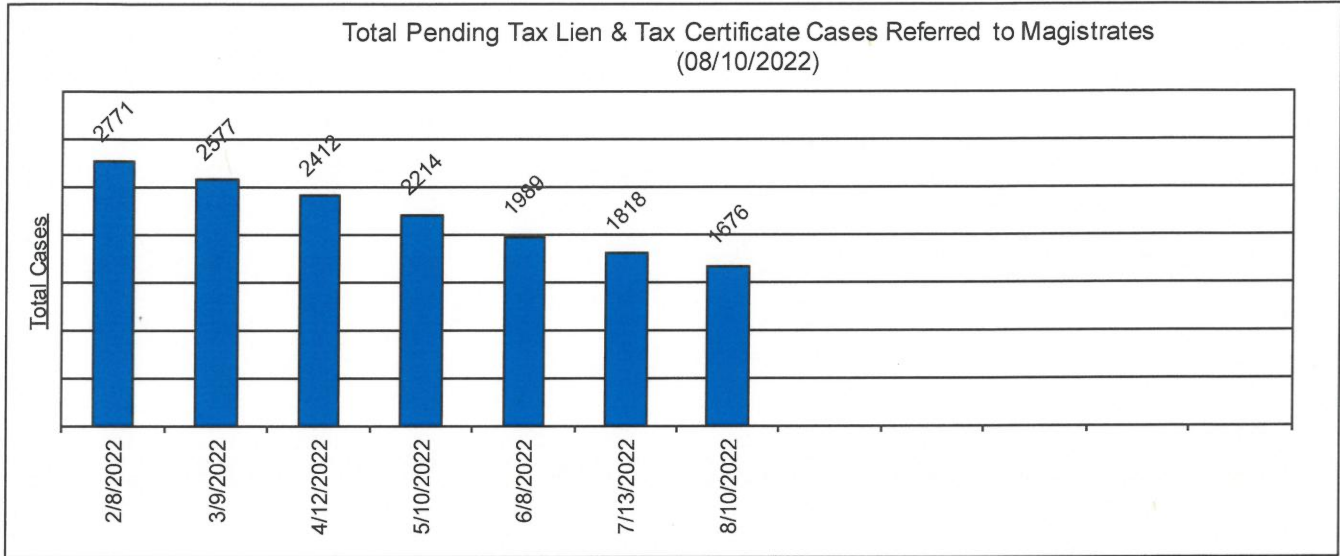


	As of:	2/8/2022	3/9/2022	4/12/2022	5/10/2022	6/8/2022	7/13/2022	8/10/2022					
Year													
2008						1							
2012		1	1	2	1	1	1	1					
2013		1	1	1	1	1	1	1					
2014		4	4	4	4	3	2	2					
2015		4	4	4	4	4	4	4					
2016		5	8	7	7	8	7	7					
2017		11	10	10	11	8	7	8					
2018		27	27	23	19	18	18	16					
2019		214	192	177	143	126	99	78					
2020		453	363	315	231	192	149	132					
2021		2902	2593	2272	1935	1649	1289	1046					
2022		353	697	1090	1435	1649	1973	2127					
Total		3975	3900	3905	3791	3659	3550	3422					

CUYAHOGA COUNTY COMMON PLEAS COURT

Total Pending Tax Lien & Certificate Cases Referred to Magistrates

The following chart is a display of the number of pending tax Judicial Foreclosure cases referred to the Magistrates on specific dates. The table below shows the number of pending tax Judicial Foreclosure cases in each year since 2010.

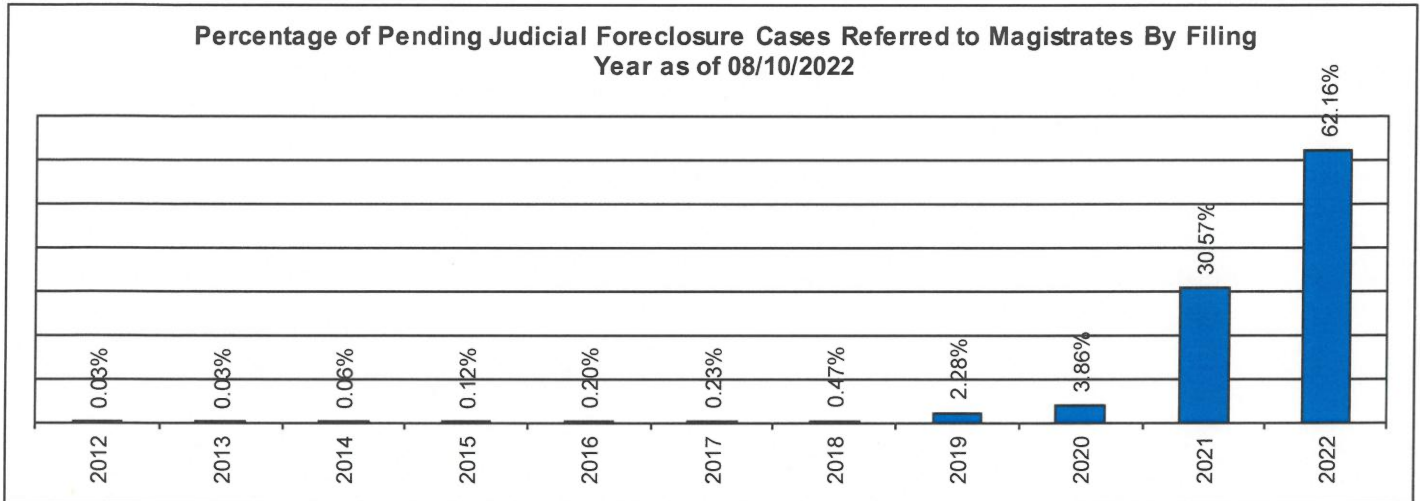


	As of:	2/8/2022	3/9/2022	4/12/2022	5/10/2022	6/8/2022	7/13/2022	8/10/2022					
Year													
2008						1							
2010		1	1	1	1	1	1	1					
2012		1	1	2	1	1	1	1					
2013		1	1	1	1	1	1	1					
2014		2	2	2	2	1	0	0					
2015		4	4	4	4	4	4	4					
2016		2	3	3	3	4	4	4					
2017		1	1	1	2	2	1	1					
2018		4	5	4	4	4	3	2					
2019		43	39	37	27	20	8	7					
2020		291	227	192	135	104	78	71					
2021		2240	2022	1793	1534	1317	1016	824					
2022		181	271	372	500	530	701	760					
Total		2771	2577	2412	2214	1989	1818	1676					

CUYAHOGA COUNTY COMMON PLEAS COURT

Percentage of Pending Judicial Foreclosure Cases By Filing Year

The following chart is a representation of the total number of pending Judicial Foreclosure cases by filing year expressed as a percentage on a specific date. The table below is the supporting data for this chart.

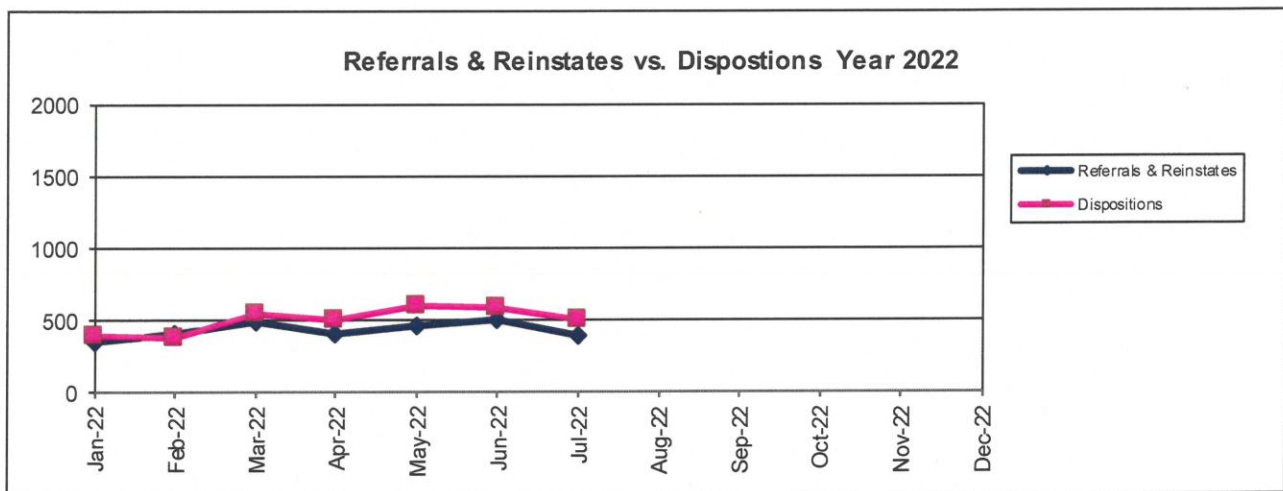
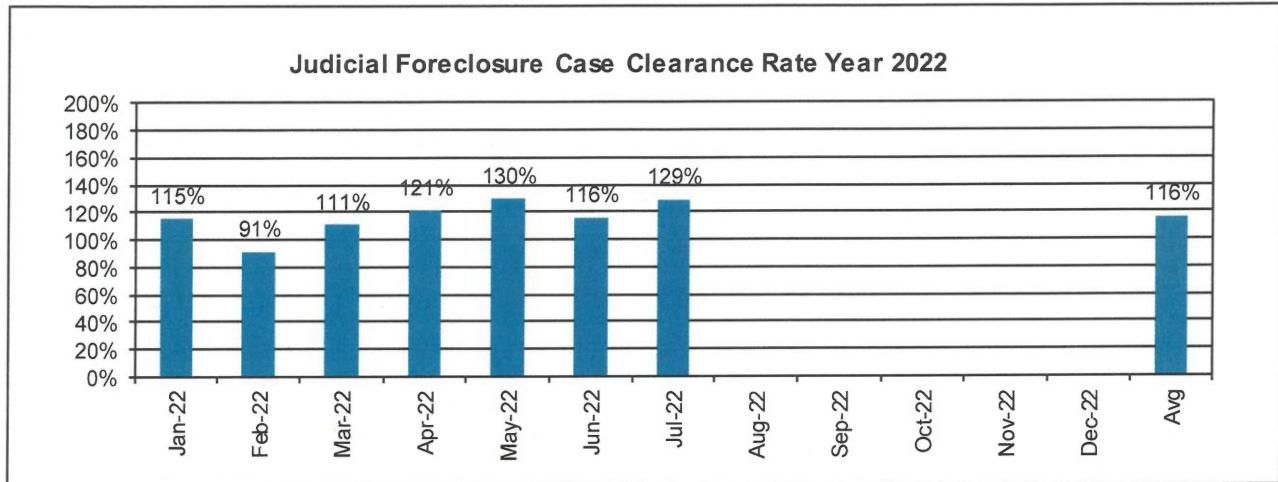


	As of:	8/10/2022	% of Total
Year			
2012		1	0.03%
2013		1	0.03%
2014		2	0.06%
2015		4	0.12%
2016		7	0.20%
2017		8	0.23%
2018		16	0.47%
2019		78	2.28%
2020		132	3.86%
2021		1046	30.57%
2022		2127	62.16%
Total		3422	100.00%

CUYAHOGA COUNTY COMMON PLEAS COURT

Judicial Foreclosure Clearance Rate Year 2022

The Clearance Rate is the number of outgoing cases as a percentage of the number of incoming cases. Clearance rate measures whether the court is keeping up with its incoming caseload. If cases are not disposed in a timely manner, a backlog of cases awaiting disposition will grow. A Clearance Rate of 100% indicates that at least as many cases as have been filed, reopened, or reactivated in a period have been disposed.

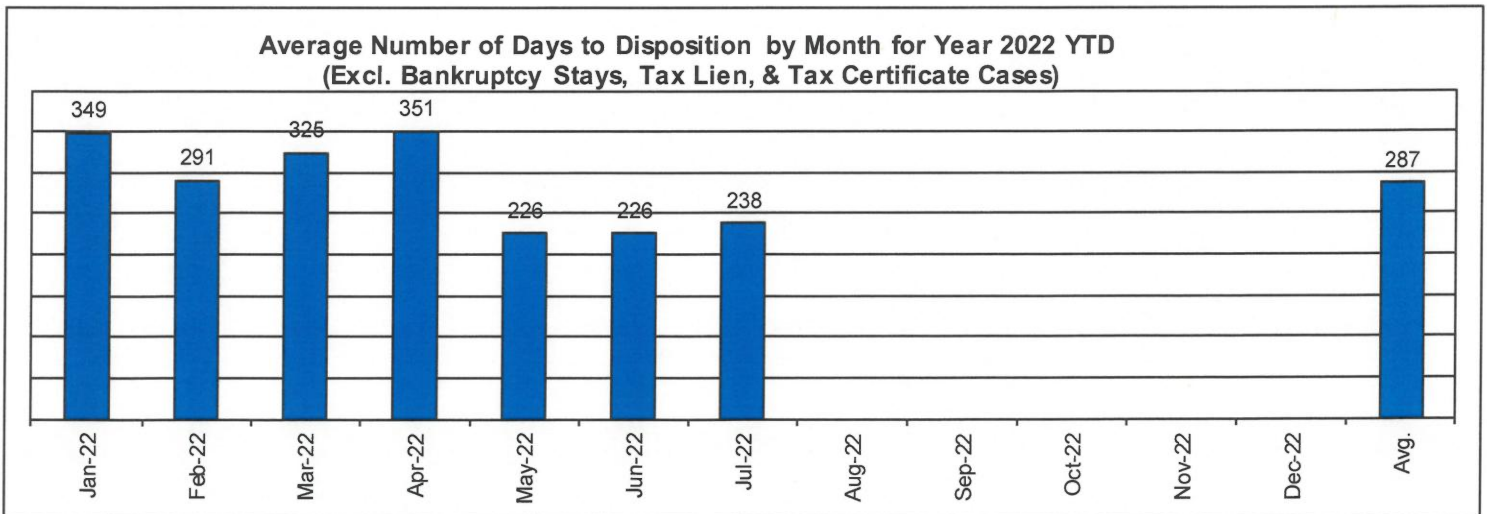
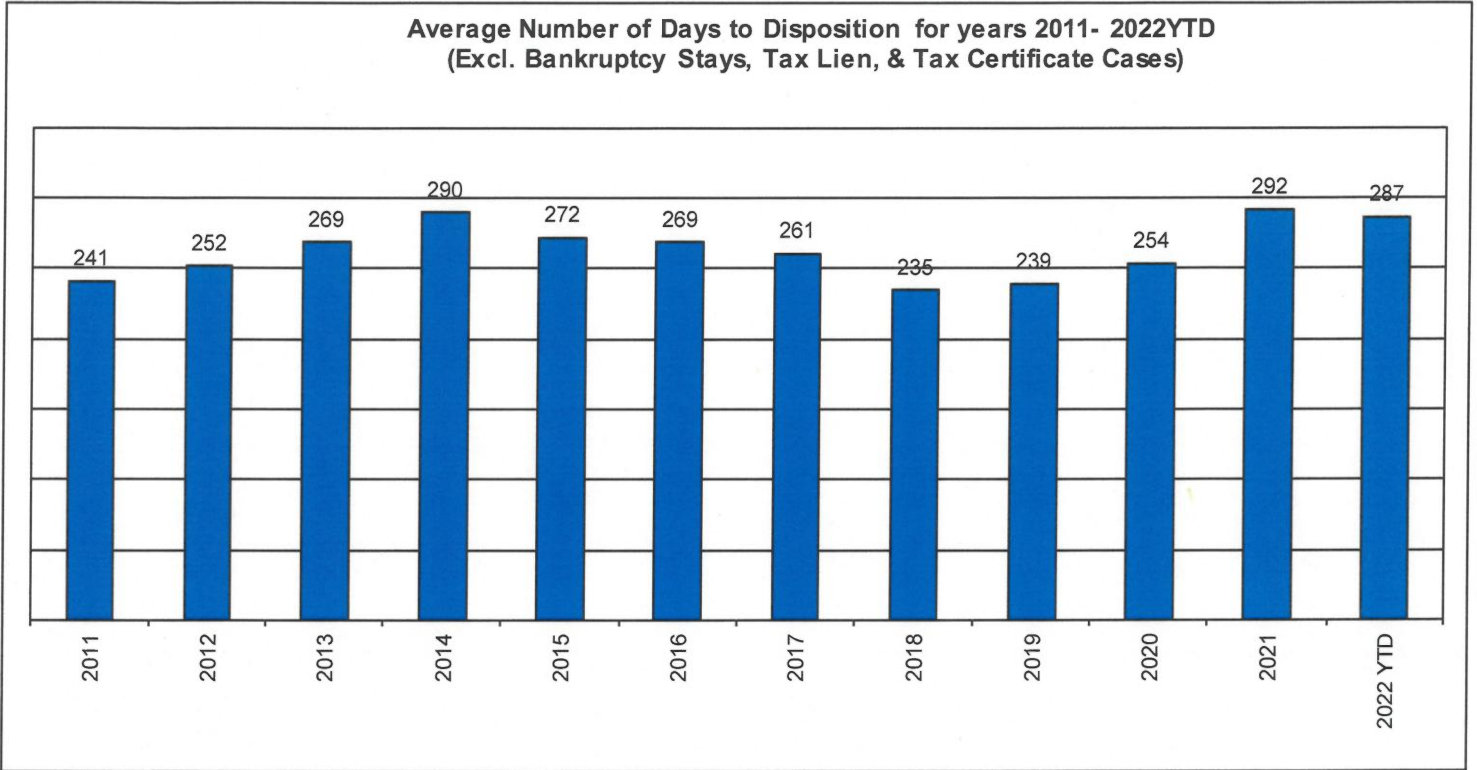


	Referrals & Reinstates	Dispositions	Clearance Rate
Jan-22	343	395	115%
Feb-22	408	373	91%
Mar-22	487	539	111%
Apr-22	410	496	121%
May-22	461	598	130%
Jun-22	505	585	116%
Jul-22	391	504	129%
Aug-22			
Sep-22			
Oct-22			
Nov-22			
Dec-22			
Avg	429	499	116%
Total	3005	3490	

CUYAHOGA COUNTY COMMON PLEAS COURT

Avg. Number of Days to Disp. (Excl. Bank. Stays & Tax Lien & Tax Cert.)

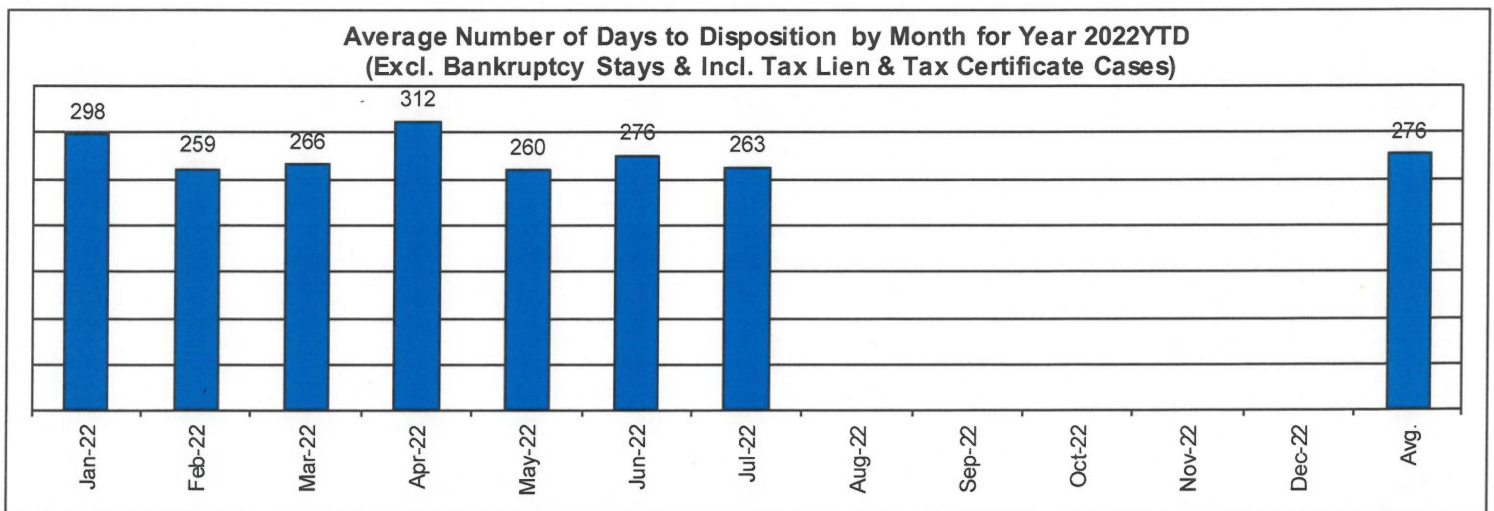
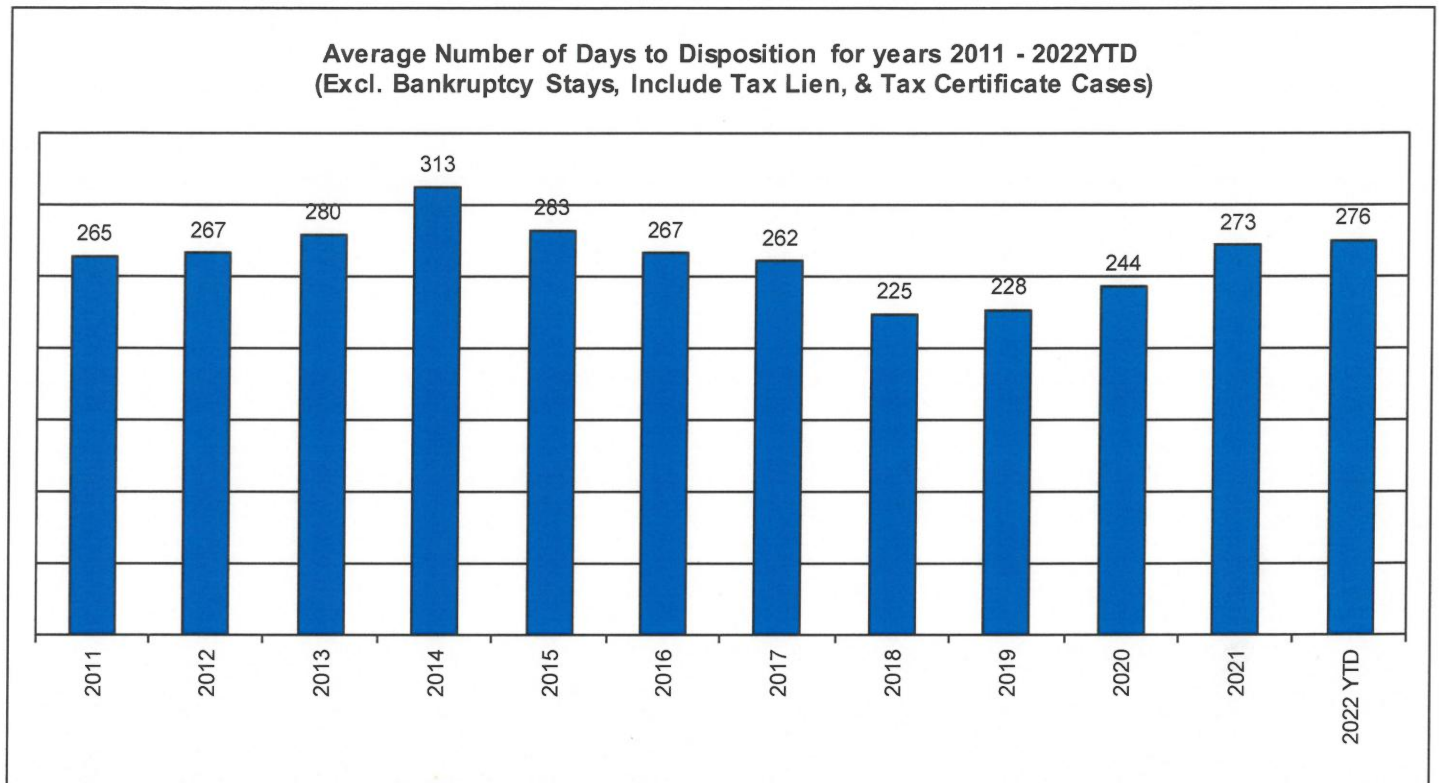
The average number of days to disposition is the number of days from filing to a final disposition entry being filed with the Clerk of Court. The data sample is based on all judicial foreclosure cases terminated by decree or dismissal (cases terminated by bankruptcy are not included) in a month. Each case is examined to determine the number of days between filing and termination with the periods that a case may have been in bankruptcy subtracted. Adding the total days of all of the cases minus bankruptcy periods and dividing by the total number of cases calculates the average. In the following chart, tax judicial foreclosure cases are excluded.



CUYAHOGA COUNTY COMMON PLEAS COURT

Avg. Number of Days to Disp. (Excl. Bank. Stays & Incl. Tax Lien & Tax Cert.)

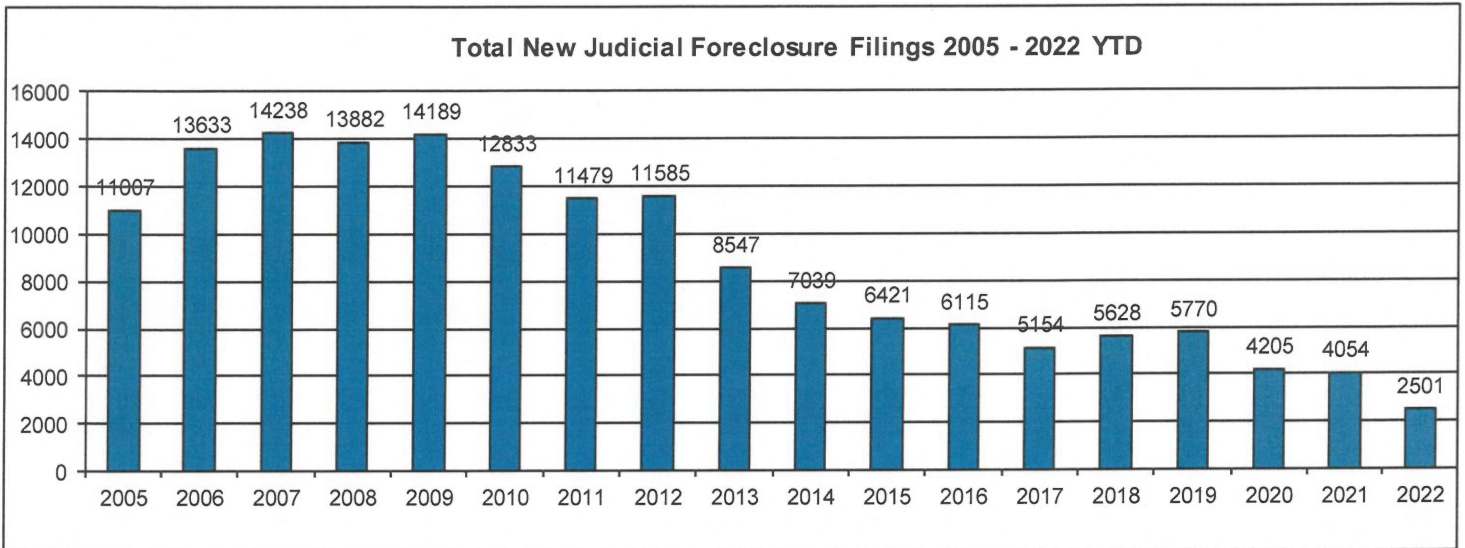
The average number of days to disposition is the number of days from filing to a final disposition entry being filed with the Clerk of Court. The data sample is based on all Judicial Foreclosure cases terminated by decree or dismissal (cases terminated by bankruptcy are not included) in a month. Each case is examined to determine the number of days between filing and termination with the periods that a case may have been in bankruptcy subtracted. Adding the total days of all of the cases minus bankruptcy periods and dividing by the total number of cases calculates the average. In the following chart, all types of Judicial Foreclosure cases are included.



Total New Judicial Foreclosure Filings

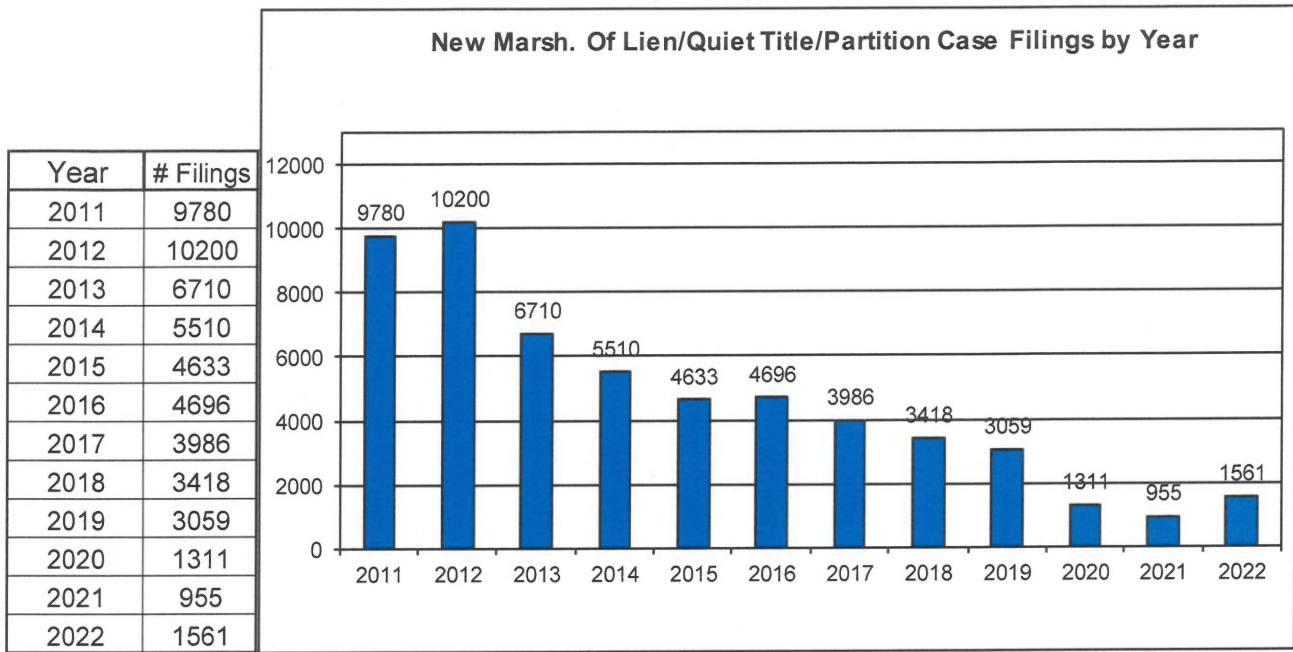
The following charts are provided as a historical view of new judicial foreclosure filings.

1. Total New Judicial Foreclosure Filings from 2005 – 2022 by year
2. Total New Marsh of Lien/Quiet Title/Partition Filings from 2011 – 2022 by month
3. Total New Tax Lien & Tax Certificate Filings for 2011 – 2022 by month
4. Total New Judicial Foreclosure Filings from 2011 – 2022 by month

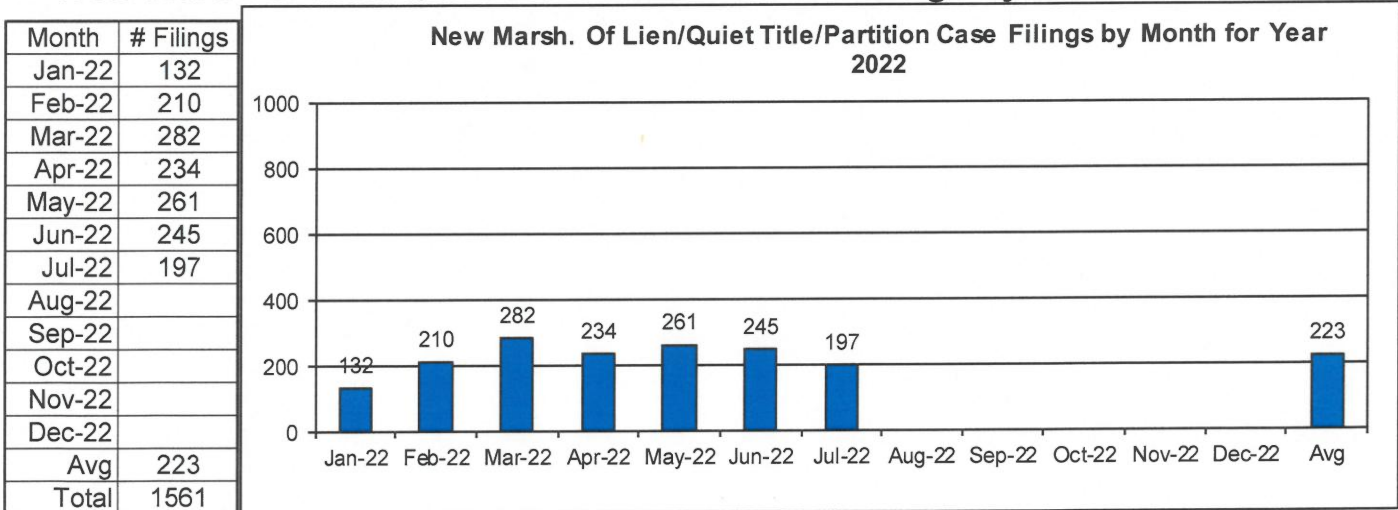


CUYAHOGA COUNTY COMMON PLEAS COURT

New Marsh of Lien/Quiet Title/Partition Case Filings for Years 2011 – 2022 YTD

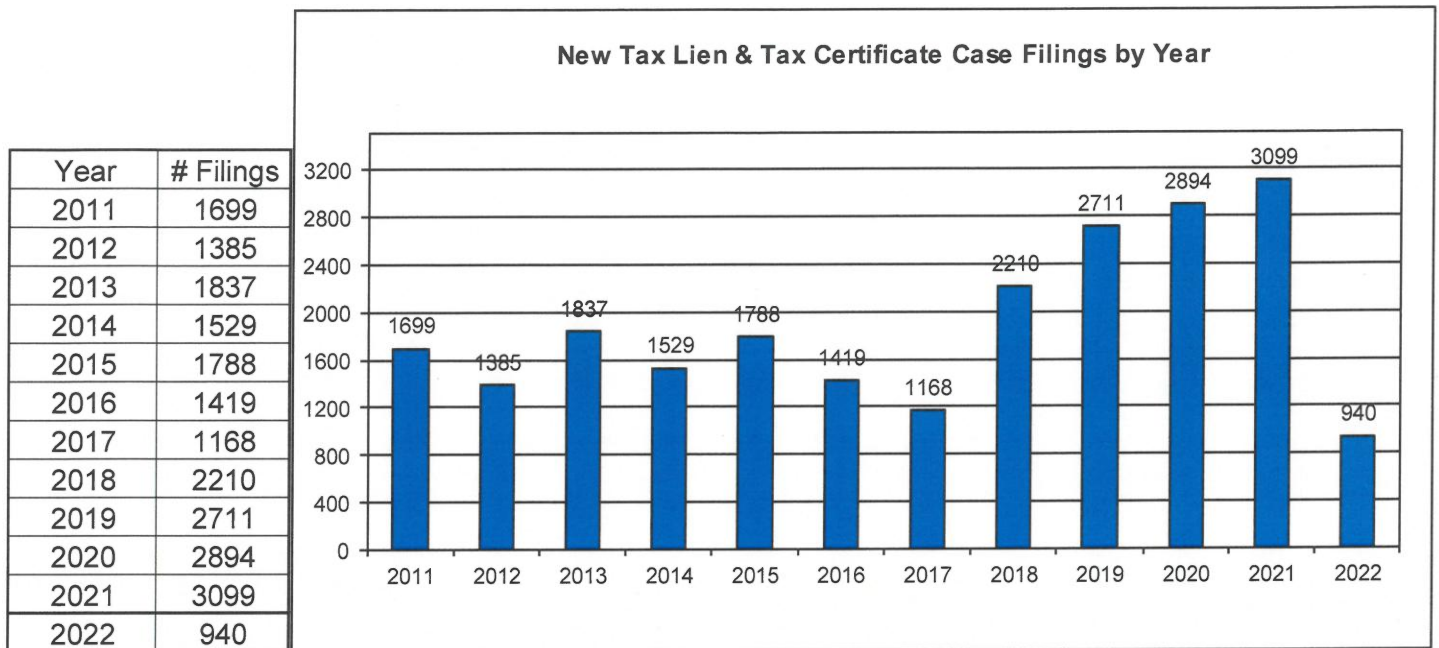


New Marsh of Lien/Quiet Title/Partition Case Filings by month for 2022 YTD

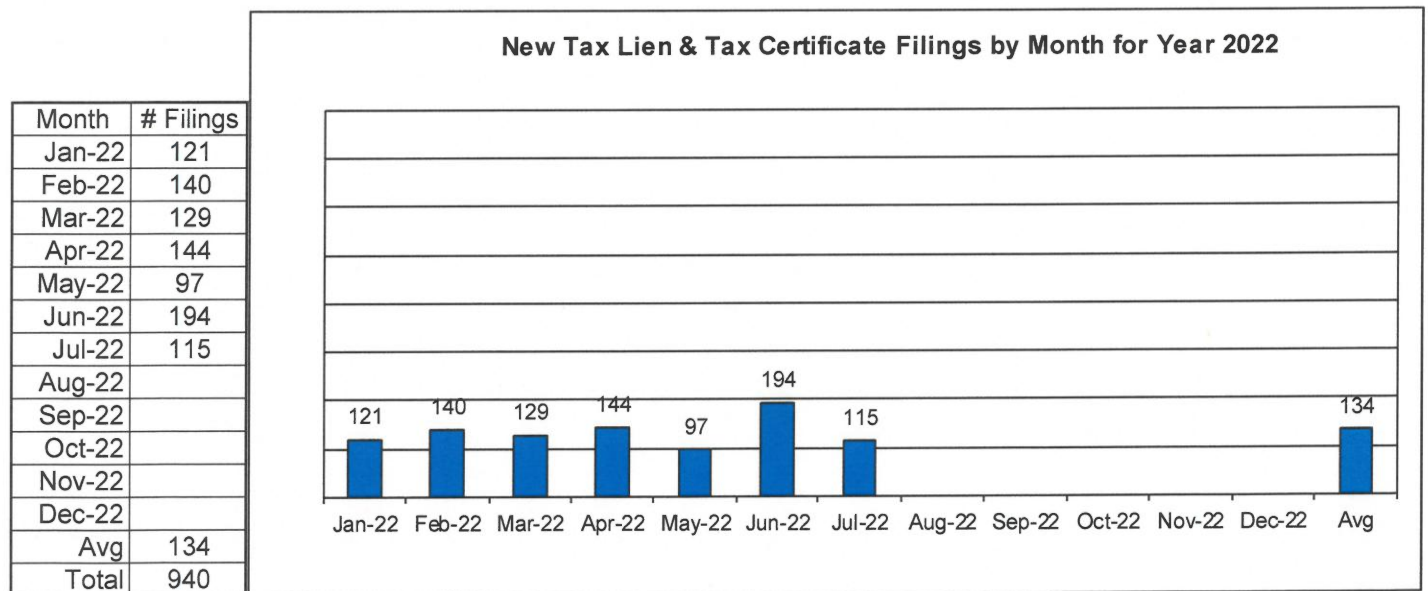


CUYAHOGA COUNTY COMMON PLEAS COURT

New Tax Lien & Certificate Filings for Years 2011 – 2022 YTD



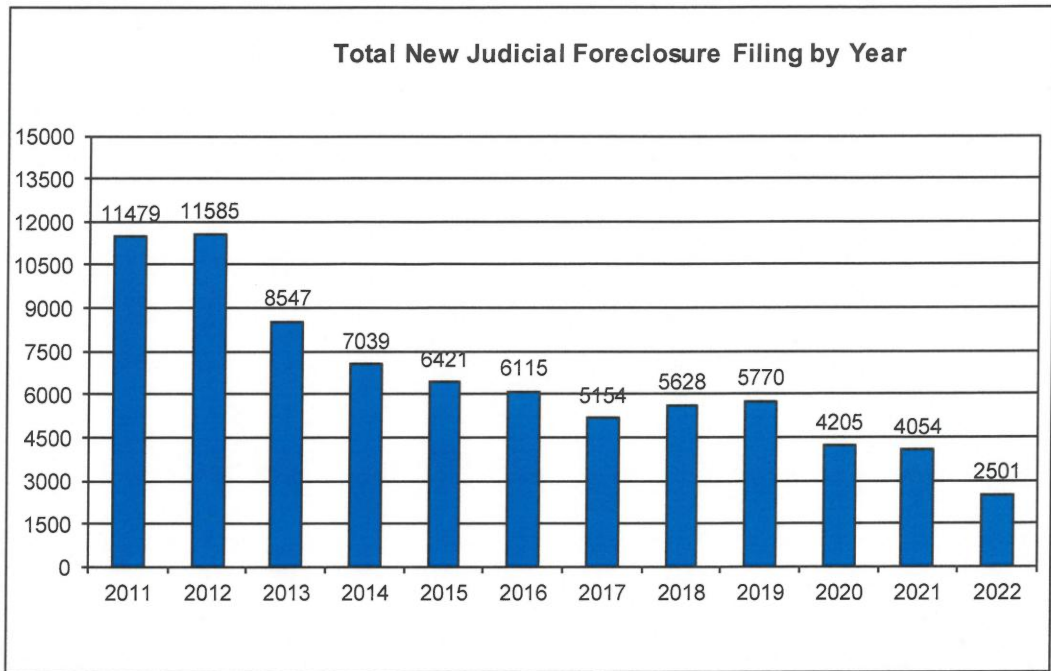
New Tax Lien & Certificate Filings by Month for Year 2022 YTD



CUYAHOGA COUNTY COMMON PLEAS COURT

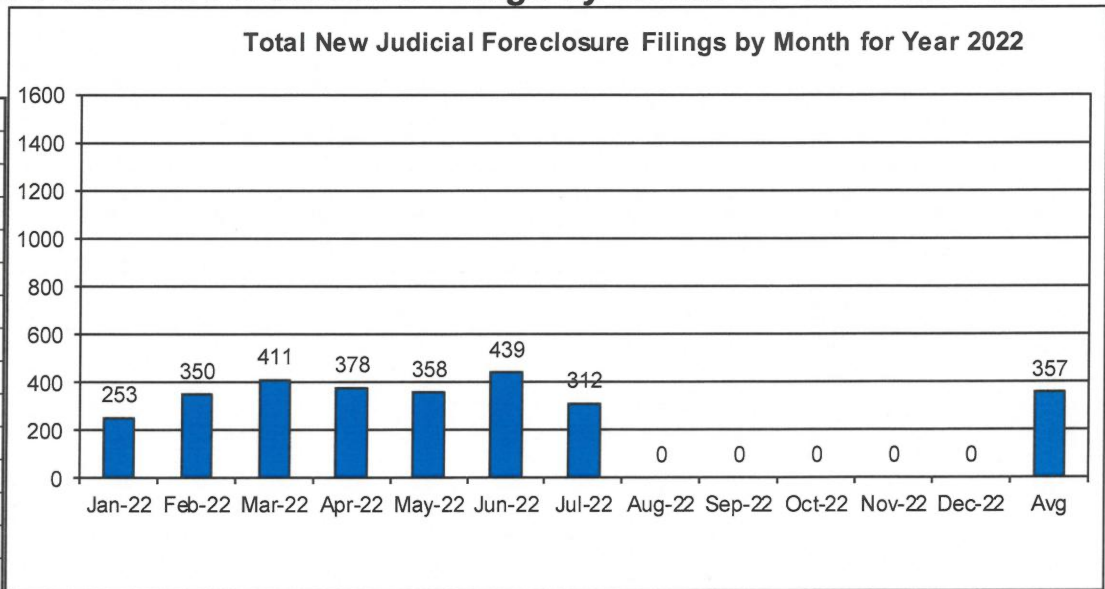
Total New Judicial Foreclosure Filings Years 2011 – 2022 YTD

Year	# Filings
2011	11479
2012	11585
2013	8547
2014	7039
2015	6421
2016	6115
2017	5154
2018	5628
2019	5770
2020	4205
2021	4054
2022YTD	2501



Total New Judicial Foreclosure Filings by Month for Year 2022 YTD

Month	# Filings
Jan-22	253
Feb-22	350
Mar-22	411
Apr-22	378
May-22	358
Jun-22	439
Jul-22	312
Aug-22	0
Sep-22	0
Oct-22	0
Nov-22	0
Dec-22	0
Avg	357
Total	2501



Magistrate's Monthly Reports

The Magistrates' Monthly Report consists of 5 reports. Below is a description of each.

Magistrate's Monthly Supplemental Journal Entry Report (R415)

Retrieves total number of supplemental entries and Decrees of Confirmation of Sheriff's sale created during a specific period. A supplemental entry is any journal created by a magistrate, which does not close out a case. For example, any magistrate's order (MG) setting a hearing, any journal entry (JE) ruling on a motion, journals confirming Sheriff's sales, etc.).

Magistrate's Full Disposition Count by Magistrate Report (R413)

Retrieves total number of cases disposed of during a specific period. The dispositions are grouped by Magistrate and then broken down by the type of disposition (i. e. Default, Dismissed with Prejudice, Dismissed without Prejudice, etc.) This report can be printed three different ways. Including tax cases (Full Dispositions), excluding tax cases (Non-Tax Dispositions), and Tax cases only (Tax Dispositions).

Magistrate's Monthly Cases Referred/Reinstated Report (R418)

Retrieves newly filed cases referred to the Magistrates Dept. and cases previously disposed by the Magistrates Dept. that are reinstated and re-referred to the magistrates. The cases are separated by Tax (filing code 1465; Tax Judicial Foreclosure & 1466; Tax Certificate Judicial Foreclosure) and Non-Tax (1460; Judicial Foreclosure Marsh. Of Lien, 1480; Partition, 1470; Quiet Title, misc. (i. e. 1391; Contract Other, etc.).

Magistrate's Monthly Hearing Totals Report (R3146)

Retrieves total number of hearings held during one month. The hearings are grouped by Magistrate and then broken down by what type hearing was held (i. e. Default, Pretrial, etc.).

Magistrate's Monthly Case Load Report (R3147)

Retrieves individual caseload totals for individual magistrates during a specific period. The cases are grouped by magistrate and then broken down by case type (i. e. tax judicial foreclosure, tax certificate judicial foreclosure and non-tax judicial foreclosure).

CUYAHOGA COUNTY COURT OF COMMON PLEAS

DATE: 08/10/2022
TIME: 9:52 AM

OFFICE OF THE MAGISTRATES
MAGISTRATE'S MONTHLY SUPPLEMENTALS BY CASE
REPORTING PERIOD: JULY 2022

PAGE: 1
CMSR415D

SUPPLEMENTALS

AUGUSTYN	199
BUCHA	269
DAY	273
DYKE	166
GOZELANCZYK	208
HEGYES	130
JACKSON	162
JACKSON	122
KLEIN	154
LUCAS	174
LUNSFORD	236
UNACCOUNTED FOR	0

TOTAL 2093

CONFIRMATIONS

TOTAL 0

CUYAHOGA COUNTY COURT OF COMMON PLEAS

OFFICE OF THE MAGISTRATES

Full Disposition Count by Magistrate

REPORTING PERIOD: FROM 07/01/2022 TO 07/31/2022

DATE: 08/10/2022

TIME: 9:55 AM

PAGE: 1

CMSR413

MagID	Dispose Type	Tax Cert.	Tax Treas.	Total
KCA				
	Bank	0	0	0
	Def	0	0	0
	Dism	0	3	11
	Ref. Vacate	0	0	0
	Court Trial	0	0	2
	Other	0	15	19
	<u>MAG'S TOTAL</u>	0	18	<u>32</u>

Decrees	327
Defaults	62
Other	242
Court Trial	23
Dismissals	162
Bankruptcy	15
Ref. Vacated	0
Grand Total	504

SMB				
	Bank	0	0	3
	Def	6	0	17
	Dism	1	2	12
	Ref. Vacate	0	0	0
	Court Trial	0	0	1
	Other	0	23	27
	<u>MAG'S TOTAL</u>	7	25	<u>60</u>

CD				
	Bank	0	0	0
	Def	0	0	4
	Dism	0	3	13
	Ref. Vacate	0	0	0
	Court Trial	0	0	1
	Other	0	21	21
	<u>MAG'S TOTAL</u>	0	24	<u>39</u>

JTD				
	Bank	1	0	2
	Def	0	0	3
	Dism	1	7	16
	Ref. Vacate	0	0	0
	Court Trial	0	0	0
	Other	0	16	22
	<u>MAG'S TOTAL</u>	2	23	<u>43</u>

BSG				
	Bank	0	0	0
	Def	2	0	11
	Dism	1	2	18
	Ref. Vacate	0	0	0
	Court Trial	0	0	0
	Other	0	21	25
	<u>MAG'S TOTAL</u>	3	23	<u>54</u>

DKH				
	Bank	0	1	2
	Def	0	0	7
	Dism	1	6	15
	Ref. Vacate	0	0	0
	Court Trial	0	0	9
	Other	0	19	22
	<u>MAG'S TOTAL</u>	1	26	<u>55</u>

ARJ				
	Bank	0	0	1
	Def	0	0	4
	Dism	0	3	17
	Ref. Vacate	0	0	0
	Court Trial	0	0	1
	Other	0	16	18
	<u>MAG'S TOTAL</u>	0	19	<u>41</u>

JLJ				
	Bank	0	0	2
	Def	0	0	5
	Dism	1	0	6

CUYAHOGA COUNTY COURT OF COMMON PLEAS

OFFICE OF THE MAGISTRATES

Full Disposition Count by Magistrate

REPORTING PERIOD: FROM 07/01/2022 TO 07/31/2022

DATE: 08/10/2022

TIME: 9:55 AM

PAGE: 2

CMSR413

MagID	Dispose Type	Tax Cert.	Tax Treas.	Total
	Ref. Vacate	0	0	0
	Court Trial	0	0	2
	Other	0	20	20
	<u>MAG'S TOTAL</u>	1	20	<u>35</u>
<hr/>				
MK				
	Bank	1	0	3
	Def	0	0	2
	Dism	0	5	15
	Ref. Vacate	0	0	0
	Court Trial	0	0	1
	Other	2	16	21
	<u>MAG'S TOTAL</u>	3	21	<u>42</u>
<hr/>				
PL				
	Bank	0	0	1
	Def	1	0	3
	Dism	0	4	21
	Ref. Vacate	0	0	0
	Court Trial	0	0	1
	Other	0	9	11
	<u>MAG'S TOTAL</u>	1	13	<u>37</u>
<hr/>				
GL				
	Bank	0	0	1
	Def	1	0	6
	Dism	1	2	18
	Ref. Vacate	0	0	0
	Court Trial	0	0	5
	Other	1	33	36
	<u>MAG'S TOTAL</u>	3	35	<u>66</u>

CUYAHOGA COUNTY COURT OF COMMON PLEAS

DATE: 08/10/2022
 TIME: 09:55 AM

OFFICE OF THE MAGISTRATES
 MAGISTRATE'S MONTHLY REF/REIN CASES
 FROM 07/01/2022 TO 07/31/2022

CMSR418

MAGISTRATE	NEW REFERRALS				REINSTATED			
	Tax Treas.	Tax Cert.	Non-Tax	Total	Tax Treas.	Tax Cert.	Non-Tax	Total
<u>AUGUSTYN/KEVIN/C</u>	7	2	14	23	0	0	0	0
<u>BUCHA/STEPHEN/M</u>	14	2	29	45	1	0	0	1
<u>DAY/CHRISTOPHER/</u>	16	2	23	41	0	0	0	0
<u>DYKE/JOHNT</u>	9	2	16	27	0	0	0	0
<u>GOZELANCZYK/BRIAN/S</u>	6	1	28	35	0	0	2	2
<u>HEGYES/DEAN/K</u>	12	1	25	38	0	0	1	1
<u>JACKSON/AMY/R</u>	9	2	21	32	1	0	1	2
<u>JACKSON/JIM/L</u>	6	1	33	40	0	0	0	0
<u>KLEIN/MONICA/</u>	7	1	24	32	0	0	1	1
<u>LUCAS/PAUL/</u>	11	1	23	35	1	0	1	2
<u>LUNSFORD/GINA/</u>	9	2	21	32	0	0	2	2
<u>TOTAL</u>	106	17	257	380	3	0	8	11
<u>COMBINED TOTAL</u>	391							

CUYAHOGA COUNTY COURT OF COMMON PLEAS

**OFFICE OF THE MAGISTRATES
MAG MONTHLY HEARING TOTALS
Reporting Period: July 2022**

DATE: 08/10/2022
TIME: 09:56 AM

PAGE: 1
CMSR3146

Monthly Hearing Total 539

AUGUSTYN	
Default Hearings	0
Tax Hearings	0
Pretrials	37
<hr/>	
TOTAL:	37
BUCHA	
Default Hearings	0
Tax Hearings	0
Pretrials	72
<hr/>	
TOTAL:	72
DAY	
Default Hearings	0
Tax Hearings	0
Pretrials	28
<hr/>	
TOTAL:	28
DYKE	
Default Hearings	1
Tax Hearings	2
Pretrials	32
<hr/>	
TOTAL:	35
GOZELANCZYK	
Default Hearings	0
Tax Hearings	0
Pretrials	60
<hr/>	
TOTAL:	60
HEGYES	
Default Hearings	0
Tax Hearings	0
Pretrials	36
<hr/>	
TOTAL:	36
JACKSON	
Default Hearings	0
Tax Hearings	0
Pretrials	43
<hr/>	
TOTAL:	43
JACKSON	
Default Hearings	0
Tax Hearings	0
Pretrials	51
<hr/>	
TOTAL:	51
KLEIN	
Default Hearings	0
Tax Hearings	0
Pretrials	51
<hr/>	
TOTAL:	51
LUCAS	
Default Hearings	0
Tax Hearings	0
Pretrials	57
<hr/>	

CUYAHOGA COUNTY COURT OF COMMON PLEAS

OFFICE OF THE MAGISTRATES

MAG MONTHLY HEARING TOTALS

Reporting Period: July 2022

DATE: 08/10/2022

TIME: 09:56 AM

PAGE: 2

CMSR3146

TOTAL:	57
LUNSFORD	
Default Hearings	0
Tax Hearings	0
Pretrials	69
<hr/>	
TOTAL:	69

CUYAHOGA COUNTY COURT OF COMMON PLEAS

DATE: 08/10/2022
 TIME: 9:58 AM

Office of the Magistrates
 Magistrate's Monthly Case Load
 MONTH: JULY 2022

PAGE: 1
 CMSR3147

Magistrate Name	Non Tax Total	Tax Cert.	Tax Treas.	Total Tax	Total Cases
AUGUSTYN	92	16	71	87	179
BUCHA	179	17	174	191	370
DAY	142	18	70	88	230
DYKE	124	14	78	92	216
GOZELANCZYK	205	19	151	170	375
HEGYES	234	25	175	200	434
JACKSON	158	20	177	197	355
JACKSON	189	15	171	186	375
KLEIN	173	26	151	177	350
LUCAS	155	16	154	170	325
LUNSFORD	163	23	154	177	340
WEISS	0	0	1	1	1
Non Tax Total:	1814	Cert.Tax Total: 209	Tax Treas. Total: 1527	Total Tax: 1736	Total Cases: 3550

Report CMSR1062 - Judicial Foreclosure Statistics by Judge

Report CMSR1062 provides a list of judicial foreclosure case activity for each Judge. The report identifies how many cases were pending at the beginning of the period. The new cases filed and cases that were transferred in or reactivated are added to the number pending at the beginning of the period. It then shows the type and number of terminations for the period. The total terminations are subtracted from the total pending which provides the pending at the end of the period.

CUYAHOGA COUNTY COURT OF COMMON PLEAS

DATE: 08/10/2022
TIME: 09:49 AM

Foreclosure Statistics by Judge
Reporting Period: July 2022

PAGE: 1
CMSR1062

Judge							
AMBROSE, DICK							
Pending at Beg of Period			New Cases Filed		Cases Transferred In / Reactivated		Total
1			0		0		1
Terminations							
	Bankruptcy	Default	RefVacated	Court Trial	Dismiss	Other	Total
0	0	0	0	0	0	0	0
Total Pending at End of Period							1
BELL, RICHARD A							
Pending at Beg of Period			New Cases Filed		Cases Transferred In / Reactivated		Total
113			12		0		125
Terminations							
	Bankruptcy	Default	RefVacated	Court Trial	Dismiss	Other	Total
0	0	3	0	0	7	5	15
Total Pending at End of Period							110
CALABRESE, DEENA R							
Pending at Beg of Period			New Cases Filed		Cases Transferred In / Reactivated		Total
142			5		1		148
Terminations							
	Bankruptcy	Default	RefVacated	Court Trial	Dismiss	Other	Total
1	1	1	0	0	2	8	12
Total Pending at End of Period							136
CALLAHAN, KENNETH R							
Pending at Beg of Period			New Cases Filed		Cases Transferred In / Reactivated		Total
112			5		0		117
Terminations							
	Bankruptcy	Default	RefVacated	Court Trial	Dismiss	Other	Total
0	0	4	0	0	5	4	13
Total Pending at End of Period							104
CLANCY, MAUREEN							
Pending at Beg of Period			New Cases Filed		Cases Transferred In / Reactivated		Total
99			10		1		110
Terminations							
	Bankruptcy	Default	RefVacated	Court Trial	Dismiss	Other	Total
1	1	1	0	0	6	15	23
Total Pending at End of Period							87
COLLIER-WILLIAMS, CASSANDRA							
Pending at Beg of Period			New Cases Filed		Cases Transferred In / Reactivated		Total
88			10		1		99
Terminations							
	Bankruptcy	Default	RefVacated	Court Trial	Dismiss	Other	Total
2	2	1	0	0	0	7	10
Total Pending at End of Period							89
CORRIGAN, BRIAN J							
Pending at Beg of Period			New Cases Filed		Cases Transferred In / Reactivated		Total
116			8		1		125
Terminations							
	Bankruptcy	Default	RefVacated	Court Trial	Dismiss	Other	Total
0	0	1	0	0	3	5	9
Total Pending at End of Period							116
CORRIGAN, PETER J							

CUYAHOGA COUNTY COURT OF COMMON PLEAS

DATE: 08/10/2022
TIME: 09:49 AM

Foreclosure Statistics by Judge
Reporting Period: July 2022

PAGE: 2
CMSR1062

Judge

Pending at Beg of Period		New Cases Filed		Cases Transferred In / Reactivated			Total
61		6		1			68
Terminations							
Bankruptcy	0	Default	1	RefVacated	0	Court Trial	0
						Dismiss	3
						Other	5
							Total
							9
							Total Pending at End of Period
							59

FUERST, NANCY A							
Pending at Beg of Period		New Cases Filed		Cases Transferred In / Reactivated			Total
76		11		0			87
Terminations							
Bankruptcy	0	Default	1	RefVacated	0	Court Trial	0
						Dismiss	2
						Other	2
							Total
							5
							Total Pending at End of Period
							82

GALL, STEVEN E							
Pending at Beg of Period		New Cases Filed		Cases Transferred In / Reactivated			Total
110		8		0			118
Terminations							
Bankruptcy	0	Default	2	RefVacated	0	Court Trial	0
						Dismiss	4
						Other	12
							Total
							18
							Total Pending at End of Period
							100

GALLAGHER, HOLLIE L							
Pending at Beg of Period		New Cases Filed		Cases Transferred In / Reactivated			Total
70		11		1			82
Terminations							
Bankruptcy	0	Default	2	RefVacated	0	Court Trial	0
						Dismiss	8
						Other	6
							Total
							16
							Total Pending at End of Period
							66

GALLAGHER, KELLY ANN							
Pending at Beg of Period		New Cases Filed		Cases Transferred In / Reactivated			Total
143		10		1			154
Terminations							
Bankruptcy	0	Default	4	RefVacated	0	Court Trial	0
						Dismiss	8
						Other	10
							Total
							22
							Total Pending at End of Period
							132

GALLAGHER, SHANNON M							
Pending at Beg of Period		New Cases Filed		Cases Transferred In / Reactivated			Total
160		11		1			172
Terminations							
Bankruptcy	0	Default	8	RefVacated	0	Court Trial	0
						Dismiss	4
						Other	16
							Total
							28
							Total Pending at End of Period
							144

GAUL, DANIEL							
Pending at Beg of Period		New Cases Filed		Cases Transferred In / Reactivated			Total
134		9		0			143
Terminations							
Bankruptcy	2	Default	1	RefVacated	0	Court Trial	0
						Dismiss	0
						Other	11
							Total
							14
							Total Pending at End of Period
							129

HAGAN, EMILY

CUYAHOGA COUNTY COURT OF COMMON PLEAS

DATE: 08/10/2022
TIME: 09:49 AM

Foreclosure Statistics by Judge
Reporting Period: July 2022

PAGE: 3
CMSR1062

Judge							
	Pending at Beg of Period		New Cases Filed	Cases Transferred In / Reactivated			Total
	121		11	1			133
Terminations	Bankruptcy	Default	RefVacated	Court Trial	Dismiss	Other	Total
	1	1	0	0	5	7	14
Total Pending at End of Period							119
JONES, WANDA C							
	Pending at Beg of Period		New Cases Filed	Cases Transferred In / Reactivated			Total
	106		8	1			115
Terminations	Bankruptcy	Default	RefVacated	Court Trial	Dismiss	Other	Total
	0	1	0	0	5	3	9
Total Pending at End of Period							106
KILBANE, ASHLEY							
	Pending at Beg of Period		New Cases Filed	Cases Transferred In / Reactivated			Total
	95		5	0			100
Terminations	Bankruptcy	Default	RefVacated	Court Trial	Dismiss	Other	Total
	0	5	0	0	2	6	13
Total Pending at End of Period							87
MAJER, MARK R							
	Pending at Beg of Period		New Cases Filed	Cases Transferred In / Reactivated			Total
	63		10	1			74
Terminations	Bankruptcy	Default	RefVacated	Court Trial	Dismiss	Other	Total
	0	1	0	0	2	9	12
Total Pending at End of Period							62
MATIA, DAVID T							
	Pending at Beg of Period		New Cases Filed	Cases Transferred In / Reactivated			Total
	129		12	2			143
Terminations	Bankruptcy	Default	RefVacated	Court Trial	Dismiss	Other	Total
	0	1	0	0	3	7	11
Total Pending at End of Period							132
MCCORMICK, TIMOTHY							
	Pending at Beg of Period		New Cases Filed	Cases Transferred In / Reactivated			Total
	95		12	0			107
Terminations	Bankruptcy	Default	RefVacated	Court Trial	Dismiss	Other	Total
	0	0	0	0	6	10	16
Total Pending at End of Period							91
MCDONNELL, NANCY R							
	Pending at Beg of Period		New Cases Filed	Cases Transferred In / Reactivated			Total
	4		0	0			4
Terminations	Bankruptcy	Default	RefVacated	Court Trial	Dismiss	Other	Total
	0	0	0	0	0	0	0
Total Pending at End of Period							4
MCGINTY, WILLIAM T							

CUYAHOGA COUNTY COURT OF COMMON PLEAS

DATE: 08/10/2022
TIME: 09:49 AM

Foreclosure Statistics by Judge
Reporting Period: July 2022

PAGE: 4
CMSR1062

Judge							
Pending at Beg of Period		New Cases Filed		Cases Transferred In / Reactivated			Total
106		6		0			112
Terminations	Bankruptcy	Default	RefVacated	Court Trial	Dismiss	Other	Total
	0	4	0	0	3	10	17
Total Pending at End of Period							95
MIDAY, SHERRIE							
Pending at Beg of Period		New Cases Filed		Cases Transferred In / Reactivated			Total
122		8		0			130
Terminations	Bankruptcy	Default	RefVacated	Court Trial	Dismiss	Other	Total
	0	2	0	0	1	5	8
Total Pending at End of Period							122
O'DONNELL, JOHN P							
Pending at Beg of Period		New Cases Filed		Cases Transferred In / Reactivated			Total
71		7		0			78
Terminations	Bankruptcy	Default	RefVacated	Court Trial	Dismiss	Other	Total
	0	1	0	0	2	5	8
Total Pending at End of Period							70
RUSSO, JOHN J							
Pending at Beg of Period		New Cases Filed		Cases Transferred In / Reactivated			Total
101		15		0			116
Terminations	Bankruptcy	Default	RefVacated	Court Trial	Dismiss	Other	Total
	0	5	0	0	3	6	14
Total Pending at End of Period							102
RUSSO, MICHAEL J							
Pending at Beg of Period		New Cases Filed		Cases Transferred In / Reactivated			Total
86		5		1			92
Terminations	Bankruptcy	Default	RefVacated	Court Trial	Dismiss	Other	Total
	1	1	0	0	4	6	12
Total Pending at End of Period							80
RUSSO, NANCY MARGARET							
Pending at Beg of Period		New Cases Filed		Cases Transferred In / Reactivated			Total
56		10		1			67
Terminations	Bankruptcy	Default	RefVacated	Court Trial	Dismiss	Other	Total
	1	1	0	0	4	6	12
Total Pending at End of Period							55
SAFFOLD, SHIRLEY STRICKLAND							
Pending at Beg of Period		New Cases Filed		Cases Transferred In / Reactivated			Total
118		11		0			129
Terminations	Bankruptcy	Default	RefVacated	Court Trial	Dismiss	Other	Total
	2	1	0	0	2	9	14
Total Pending at End of Period							115
SANTOLI, ANDREW J.							

CUYAHOGA COUNTY COURT OF COMMON PLEAS

DATE: 08/10/2022
TIME: 09:49 AM

Foreclosure Statistics by Judge
Reporting Period: July 2022

PAGE: 5
CMSR1062

Judge							
	Pending at Beg of Period		New Cases Filed		Cases Transferred In / Reactivated		Total
	108		12		0		120
Terminations	Bankruptcy	Default	RefVacated	Court Trial	Dismiss	Other	Total
	0	0	0	0	2	0	2
	Total Pending at End of Period						118
SHAUGHNESSY, MICHAEL P							
	Pending at Beg of Period		New Cases Filed		Cases Transferred In / Reactivated		Total
	102		11		0		113
Terminations	Bankruptcy	Default	RefVacated	Court Trial	Dismiss	Other	Total
	0	0	0	0	10	6	16
	Total Pending at End of Period						97
SHEEHAN, BRENDAN J							
	Pending at Beg of Period		New Cases Filed		Cases Transferred In / Reactivated		Total
	55		1		1		57
Terminations	Bankruptcy	Default	RefVacated	Court Trial	Dismiss	Other	Total
	0	0	0	0	5	3	8
	Total Pending at End of Period						49
SUTULA, JOHN D							
	Pending at Beg of Period		New Cases Filed		Cases Transferred In / Reactivated		Total
	105		10		0		115
Terminations	Bankruptcy	Default	RefVacated	Court Trial	Dismiss	Other	Total
	0	1	0	0	3	2	6
	Total Pending at End of Period						109
SUTULA, KATHLEEN ANN							
	Pending at Beg of Period		New Cases Filed		Cases Transferred In / Reactivated		Total
	85		10		0		95
Terminations	Bankruptcy	Default	RefVacated	Court Trial	Dismiss	Other	Total
	1	1	0	0	7	10	19
	Total Pending at End of Period						76
SYNENBERG, JOAN							
	Pending at Beg of Period		New Cases Filed		Cases Transferred In / Reactivated		Total
	115		11		1		127
Terminations	Bankruptcy	Default	RefVacated	Court Trial	Dismiss	Other	Total
	0	3	0	0	3	5	11
	Total Pending at End of Period						116
TURNER, DEBORAH M							
	Pending at Beg of Period		New Cases Filed		Cases Transferred In / Reactivated		Total
	120		11		0		131
Terminations	Bankruptcy	Default	RefVacated	Court Trial	Dismiss	Other	Total
	0	1	0	0	6	6	13
	Total Pending at End of Period						118
VODREY, WILLIAM F. B.							

CUYAHOGA COUNTY COURT OF COMMON PLEAS

DATE: 08/10/2022
 TIME: 09:49 AM

Foreclosure Statistics by Judge
 Reporting Period: July 2022

PAGE: 6
 CMSR1062

Judge

	Pending at Beg of Period 137	New Cases Filed 10			Cases Transferred In / Reactivated 2			Total 149
Terminations	Bankruptcy 1	Default 2	RefVacated 0	Court Trial 0	Dismiss 5	Other 7	Total 15	
					Total Pending at End of Period			134

Monthly Summary

MONTHLY SUMMARY

July 2022

NAME	PEND	ASSIGNED			TRIALS						DISP	PENDING				+ -
		CV	CR	TOT	JURY			COURT				CV	FR	CR	TOT	
Richard A. Bell	425	39	42	81	0	1	1	0	0	0	77	194	108	127	429	- 4
Deena R. Calabrese	444	37	51	88	0	1	1	0	0	0	78	178	136	140	454	- 10
Kenneth R. Callahan	482	43	26	69	0	0	0	0	0	0	76	224	103	148	475	+ 7
Maureen Clancy	396	39	33	72	0	0	0	0	0	0	95	178	87	108	373	+ 23
Cassandra Collier-Willia	517	42	37	79	0	0	0	0	0	0	75	220	87	214	521	- 4
Brian J. Corrigan	610	37	15	52	0	0	0	0	0	0	79	328	113	142	583	+ 27
Peter J. Corrigan	537	36	25	61	0	0	0	0	0	0	72	296	57	173	526	+ 11
Nancy A. Fuerst	422	40	25	65	0	0	0	0	0	0	79	226	82	100	408	+ 14
Steven E. Gall	486	38	34	72	0	0	0	1	0	1	74	222	100	162	484	+ 2
Hollie L. Gallagher	371	35	38	73	0	0	0	0	1	1	69	208	65	102	375	- 4
Kelly A. Gallagher	470	41	23	64	0	0	0	0	0	0	89	218	132	95	445	+ 25
Shannon M. Gallagher	476	36	32	68	0	0	0	0	0	0	71	215	143	115	473	+ 3
Daniel Gaul	577	38	34	72	0	0	0	0	0	0	64	226	129	230	585	- 8
Emily Hagan	487	36	45	81	0	1	1	1	0	1	69	211	119	169	499	- 12
Wanda C. Jones	569	40	35	75	0	1	1	0	1	1	109	217	105	213	535	+ 34
Ashley Kilbane	517	37	29	66	0	2	2	0	0	0	78	238	86	181	505	+ 12
Mark R. Majer	525	39	38	77	0	1	1	0	0	0	81	227	60	234	521	+ 4
David T. Matia	436	39	25	64	0	0	0	1	0	1	75	197	132	96	425	+ 11
Timothy McCormick	412	35	29	64	0	0	0	1	0	1	68	225	91	92	408	+ 4
William T. McGinty	513	37	33	70	0	0	0	0	1	1	82	251	95	155	501	+ 12
Sherrie Miday	531	39	36	75	0	1	1	0	0	0	52	269	121	164	554	- 23
John P. O'Donnell	402	39	35	74	0	0	0	0	0	0	71	207	68	130	405	- 3
John J. Russo	374	38	31	69	0	0	0	0	0	0	58	178	101	106	385	- 11
Michael J. Russo	482	38	30	68	0	0	0	0	1	1	78	235	79	158	472	+ 10
Nancy Margaret Russo	237	44	27	71	0	0	0	2	0	2	79	101	55	73	229	+ 8
Shirley Strickland Saffold	517	36	46	82	0	0	0	0	0	0	102	189	114	194	497	+ 20
Andrew J. Santoli	465	40	35	75	0	0	0	0	1	1	53	255	118	114	487	- 22
Michael P. Shaughnessy	395	36	42	78	0	0	0	2	0	2	75	173	95	130	398	- 3
Brendan J. Sheehan	185	19	12	31	0	0	0	0	0	0	39	94	48	35	177	+ 8
John D. Sutula	702	37	31	68	1	0	1	0	0	0	69	320	107	274	701	+ 1
Kathleen Ann Sutula	526	38	32	70	0	2	2	0	0	0	80	233	76	207	516	+ 10
Joan Synenberg	445	38	26	64	0	0	0	0	0	0	76	239	116	78	433	+ 12
Deborah M. Turner	585	36	32	68	0	0	0	0	0	0	70	254	116	213	583	+ 2
William F.B. Vodrey	604	39	34	73	0	2	2	0	0	0	83	227	133	234	594	+ 10
TOTALS	16122	1281	1098	2379	1	12	13	8	5	13	2545	7473	3377	5106	15956	+ 166

Year to Date Summary

SUMMARY FOR THE COURT

January - July 2022

NAME	PEND	ASSIGNED			TRIALS						DISP	PENDING				+ -
		CV	CR	TOT	JURY			COURT				CV	FR	CR	TOT	
Richard A. Bell	464	301	239	540	1	5	6	2	0	2	575	194	108	127	429	+ 35
Deena R. Calabrese	470	291	232	523	1	3	4	0	5	5	539	178	136	140	454	+ 16
Kenneth R. Callahan	409	301	200	501	0	5	5	0	0	0	435	224	103	148	475	- 66
Maureen Clancy	444	294	222	516	0	4	4	3	0	3	587	178	87	108	373	+ 71
Cassandra Collier-Willia	556	298	250	548	0	0	0	0	0	0	583	220	87	214	521	+ 35
Brian J. Corrigan	676	286	203	489	0	2	2	3	4	7	582	328	113	142	583	+ 93
Peter J. Corrigan	545	272	235	507	0	1	1	0	1	1	526	296	57	173	526	+ 19
Nancy A. Fuerst	489	281	202	483	1	5	6	0	2	2	564	226	82	100	408	+ 81
Steven E. Gall	560	283	246	529	0	0	0	1	0	1	605	222	100	162	484	+ 76
Hollie L. Gallagher	425	294	181	475	0	1	1	0	3	3	525	208	65	102	375	+ 50
Kelly A. Gallagher	526	287	230	517	0	2	2	1	0	1	598	218	132	95	445	+ 81
Shannon M. Gallagher	606	296	203	499	1	3	4	1	1	2	632	215	143	115	473	+ 133
Daniel Gaul	581	296	256	552	0	5	5	0	1	1	548	226	129	230	585	- 4
Emily Hagan	487	289	256	545	0	7	7	3	2	5	533	211	119	169	499	- 12
Wanda C. Jones	617	295	215	510	2	2	4	4	4	8	592	217	105	213	535	+ 82
Ashley Kilbane	590	287	221	508	0	4	4	3	3	6	593	238	86	181	505	+ 85
Mark R. Majer	513	299	247	546	1	3	4	0	0	0	538	227	60	234	521	- 8
David T. Matia	476	295	203	498	0	2	2	2	1	3	549	197	132	96	425	+ 51
Timothy McCormick	456	293	215	508	1	2	3	3	3	6	556	225	91	92	408	+ 48
William T. McGinty	543	283	217	500	2	1	3	0	9	9	542	251	95	155	501	+ 42
Sherrie Miday	594	293	212	505	0	1	1	2	9	11	545	269	121	164	554	+ 40
John P. O'Donnell	451	297	247	544	3	4	7	2	2	4	590	207	68	130	405	+ 46
John J. Russo	401	280	233	513	0	1	1	0	3	3	529	178	101	106	385	+ 16
Michael J. Russo	492	287	231	518	2	4	6	0	1	1	538	235	79	158	472	+ 20
Nancy Margaret Russo	279	320	193	513	0	1	1	3	2	5	563	101	55	73	229	+ 50
Shirley Strickland Saffold	586	291	228	519	0	7	7	2	0	2	608	189	114	194	497	+ 89
Andrew J. Santoli	491	287	214	501	0	1	1	0	2	2	505	255	118	114	487	+ 4
Michael P. Shaughnessy	517	291	226	517	0	1	1	3	2	5	636	173	95	130	398	+ 119
Brendan J. Sheehan	156	149	78	227	1	0	1	0	1	1	206	94	48	35	177	- 21
John D. Sutula	735	291	309	600	1	4	5	2	1	3	634	320	107	274	701	+ 34
Kathleen Ann Sutula	498	307	226	533	0	3	3	1	1	2	515	233	76	207	516	- 18
Joan Synenberg	473	287	196	483	0	2	2	1	0	1	523	239	116	78	433	+ 40
Deborah M. Turner	610	290	268	558	2	1	3	0	1	1	585	254	116	213	583	+ 27
William F.B. Vodrey	628	286	243	529	0	4	4	2	0	2	563	227	133	234	594	+ 34
TOTALS	17344	9777	7577	17354	19	91	110	44	64	108	18742	7473	3377	5106	15956	+ 1388

Corrections/Adjustments