



***Statistics Report  
July 2023***

***Brendan J. Sheehan  
Administrative and Presiding Judge***

**TABLE OF CONTENTS**

**Criminal Statistics**

Newly Filed, Re-Activated and Transferred in Cases _____	4
Yearly Criminal Terminations _____	5
Pending Criminal Cases End of Period _____	6
Clearance Rate _____	7
Arrest to Disposition Timeline _____	8
Average Arrest to Disposition Timeline (Jail Cases) _____	9
Average Arrest to Disposition Timeline (Non-Jail Cases) _____	10
Average Arrest to Disposition Timeline (Jail and Non-Jail Cases) _____	11
Yearly Average Arrest to Disposition Timeline _____	12
Indictments and Informations Filed With the Clerk of Courts _____	13
Bail Case Arraignment Activity _____	14
Overall Arraignment Statistics _____	15

**Foreclosure Statistics**

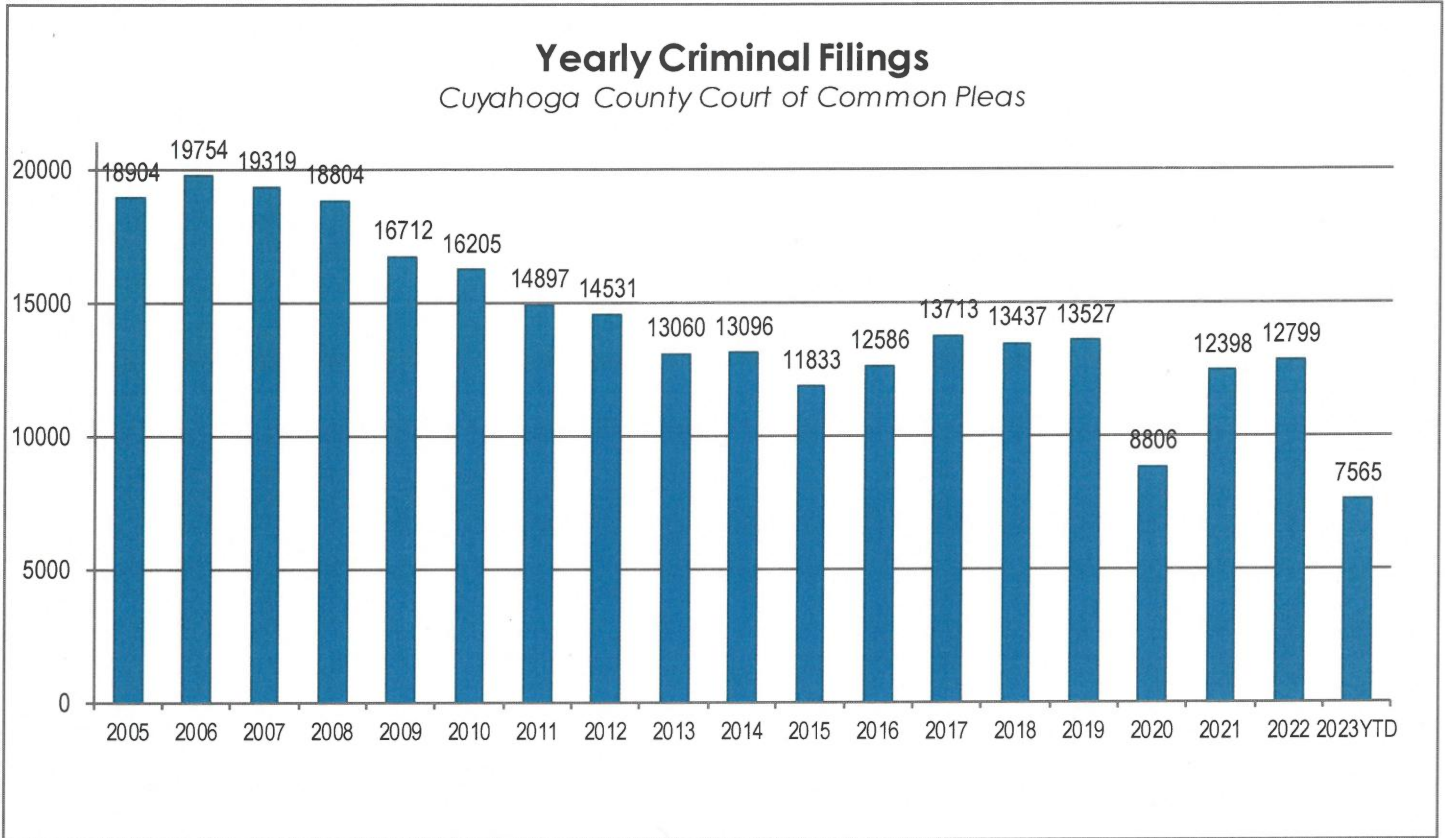
Total Pending Judicial Foreclosure Cases Referred to Magistrates _____	17
Total Pending Tax Lien & Certificate Cases Referred to Magistrates _____	18
Percentage of Pending Judicial Foreclosure Cases By Filing Year _____	19
Judicial Foreclosure Clearance Rate Year 2023 _____	20
Avg. Number of Days to Disp. (Excl. Bank. Stays & Tax Lien & Tax Cert.) _____	21
Avg. Number of Days to Disp. (Excl. Bank. Stays & Incl. Tax Lien & Tax Cert.) _____	22
Total New Judicial Foreclosure Filings _____	23
New Marsh of Lien/Quiet Title/Partition Case Filings for Years 2011 – 2023 YTD _____	24
New Marsh of Lien/Quiet Title/Partition Case Filings by month for 2023 YTD _____	24
New Tax Lien & Certificate Filings for Years 2011 – 2023 YTD _____	25
New Tax Lien & Certificate Filings by Month for Year 2023 YTD _____	25
Total New Judicial Foreclosure Filings Years 2011 – 2023 YTD _____	26
Total New Judicial Foreclosure Filings by Month for Year 2023 YTD _____	26
Magistrate's Monthly Reports _____	27
Report CMSR1062 - Judicial Foreclosure Statistics by Judge _____	35
Monthly Summary _____	41
Year to Date Summary _____	43
Corrections/Adjustments _____	45

# *Criminal Case Statistics*

# CUYAHOGA COUNTY COMMON PLEAS COURT

## Newly Filed, Re-Activated and Transferred in Cases

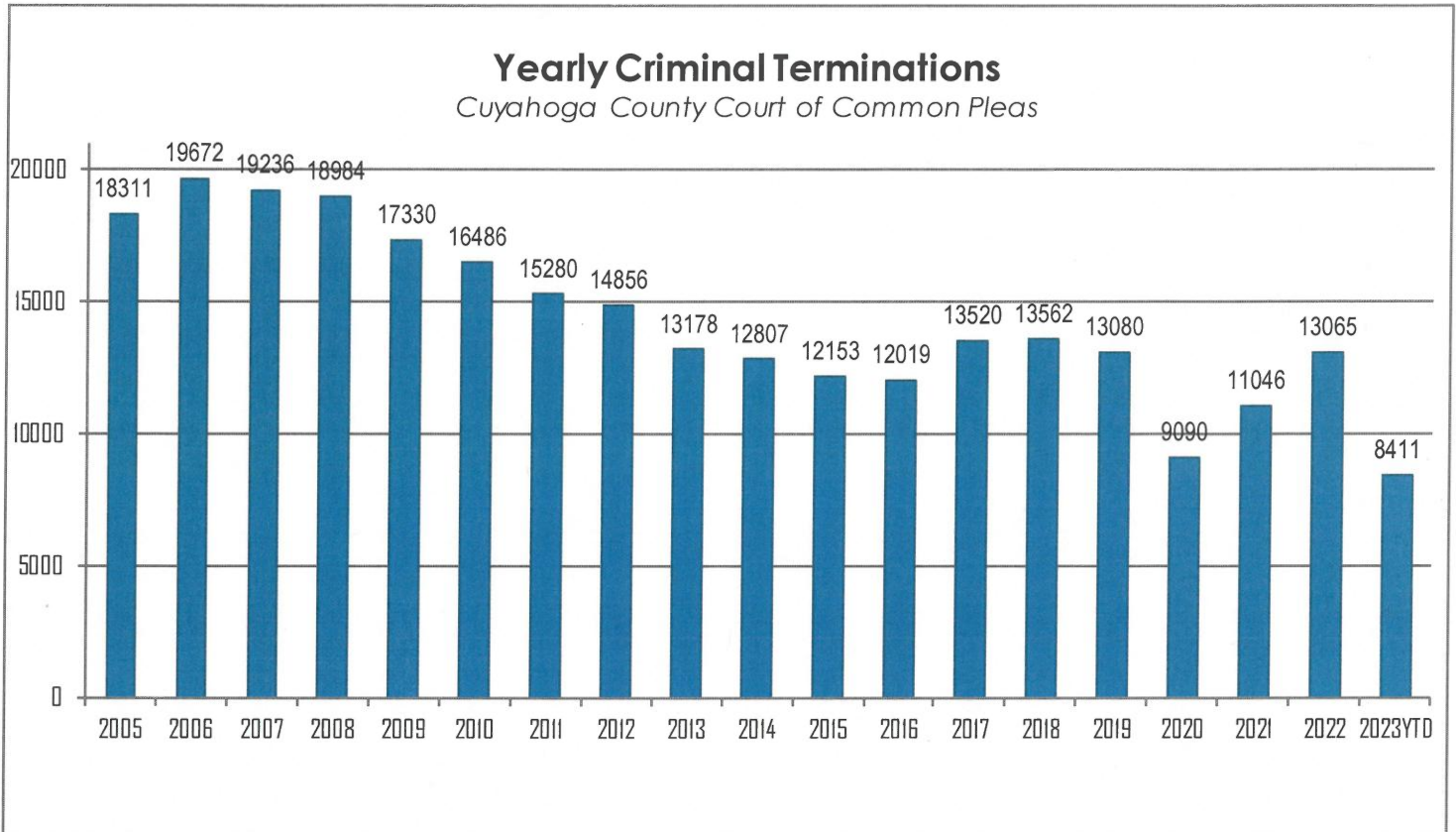
The following chart is a representation of all filed cases in Cuyahoga County Court of Common Pleas from 2005 – July 2023. Newly filed cases are defined as having been arraigned and assigned to a Judge. Re-activated cases are defined as cases where a defendant was unavailable for trial and has now become ready to proceed. Transferred cases are defined as cases moved from one judge's docket to another. This could be due to re-assignment to a Mental Health Judge or after additional information indicates that by Court rule, the case should have been assigned to another Judge.



# CUYAHOGA COUNTY COMMON PLEAS COURT

## Yearly Criminal Terminations

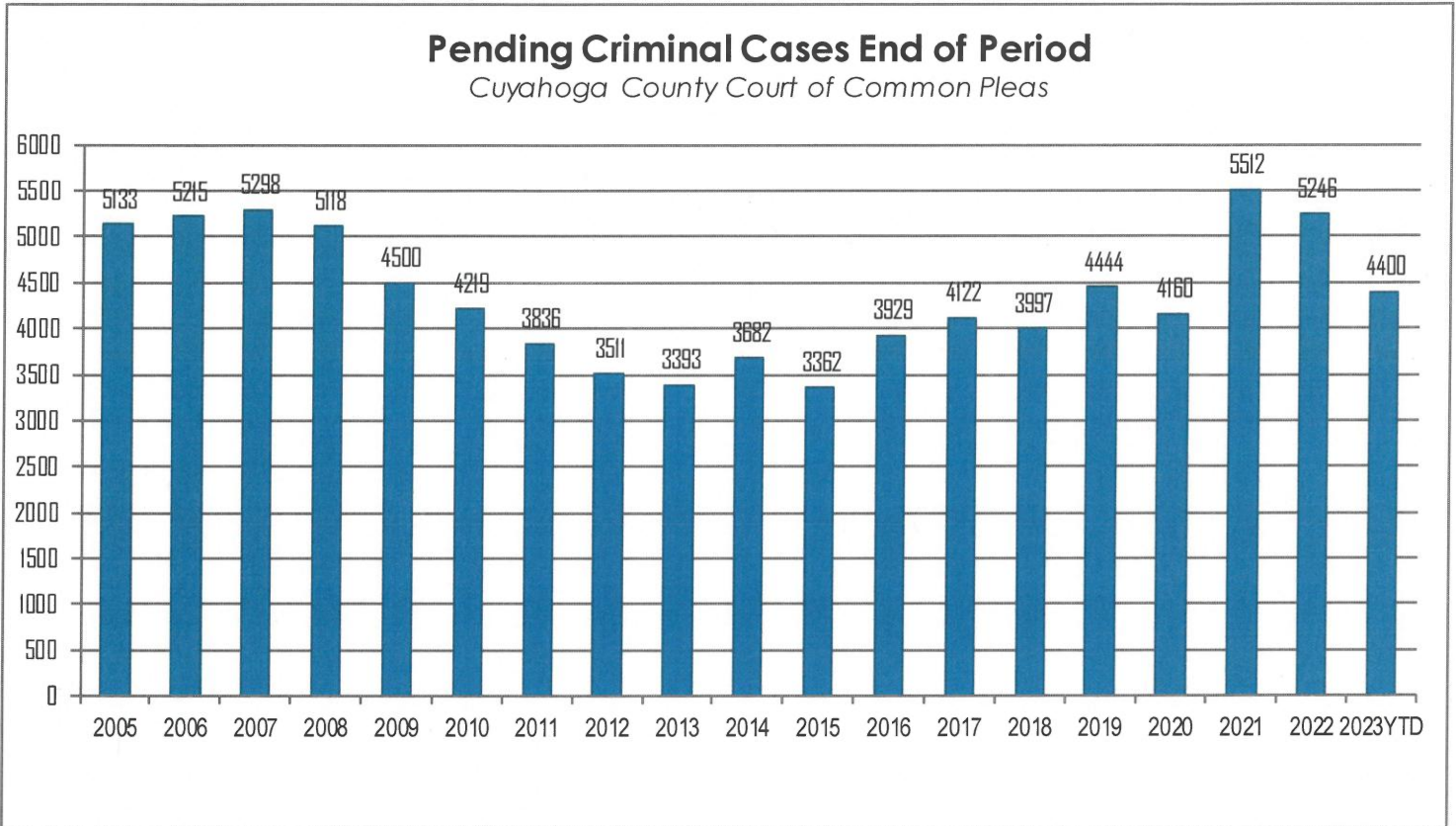
The following chart represents cases that have been terminated by the court from 2005 – July 2023. These cases have been terminated either by trial; plea, dismissal or a defendant is unavailable for trial or sentencing.



# CUYAHOGA COUNTY COMMON PLEAS COURT

## Pending Criminal Cases End of Period

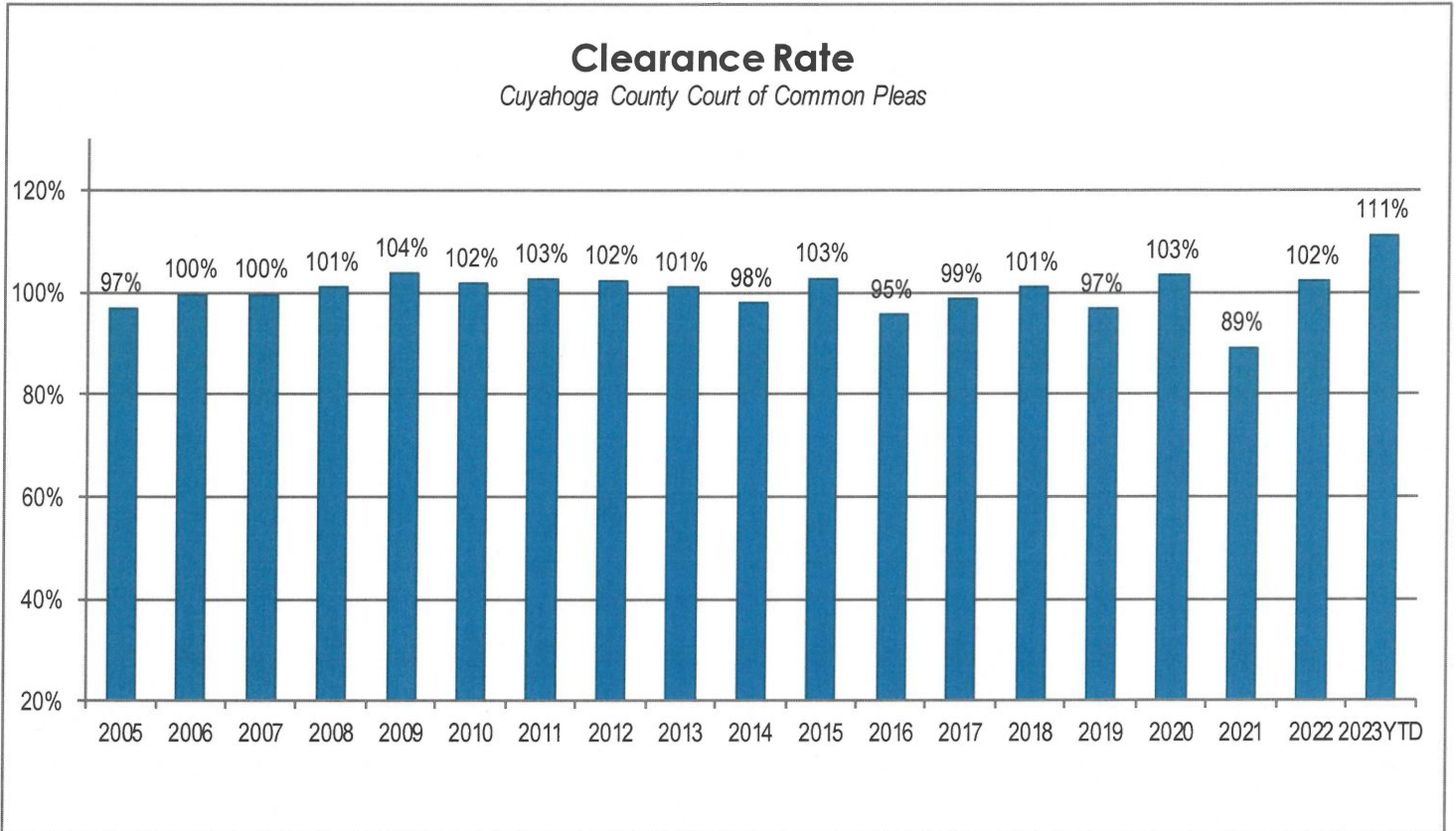
The following chart represents the total number of cases pending at the end of the reporting period from 2005 – July 2023. Pending criminal cases at the end of the period is determined by adding the total number of pending cases at the beginning of the reporting period, and all newly filed, re-activated and transferred in cases. The total number of cases terminated in the period is subtracted from the sum total pending at the beginning of the period to give the value pending at the end of the period.



# CUYAHOGA COUNTY COMMON PLEAS COURT

## Clearance Rate

The Clearance Rate is the total number of outgoing cases as a percentage of the number of incoming cases. Clearance rate measures whether the court is keeping up with its incoming caseload. If cases are not disposed in a timely manner, a backlog of cases awaiting disposition will grow. A Clearance Rate of 100% indicates that at least as many cases have been filed, reopened, or reactivated in a period have been disposed.



### ***Arrest to Disposition Timeline***

Arrest to disposition timeline is a method to measure how felony cases flow through the Cuyahoga County Criminal Justice System. By capturing how long a case takes to move from stage to stage, we can examine where problems may exist and where potential improvements in case processing can be made.

The source data was extracted from the Cuyahoga County Court of Common Pleas Case Management System. The overall population of sample data was based on cases terminated in a given month excluding cases that have gone through diversion programs. A case is defined as a defendant and all charges involved in a single incident. The period for the extracted data is from July 2023.

The stages examined were:

Arrest to Indictment  
Indictment to Arraignment  
Arraignment to 1<sup>st</sup> Pre-Trial  
1<sup>st</sup> Pre-Trial to Plea/Trial  
Plea/Trial to Termination

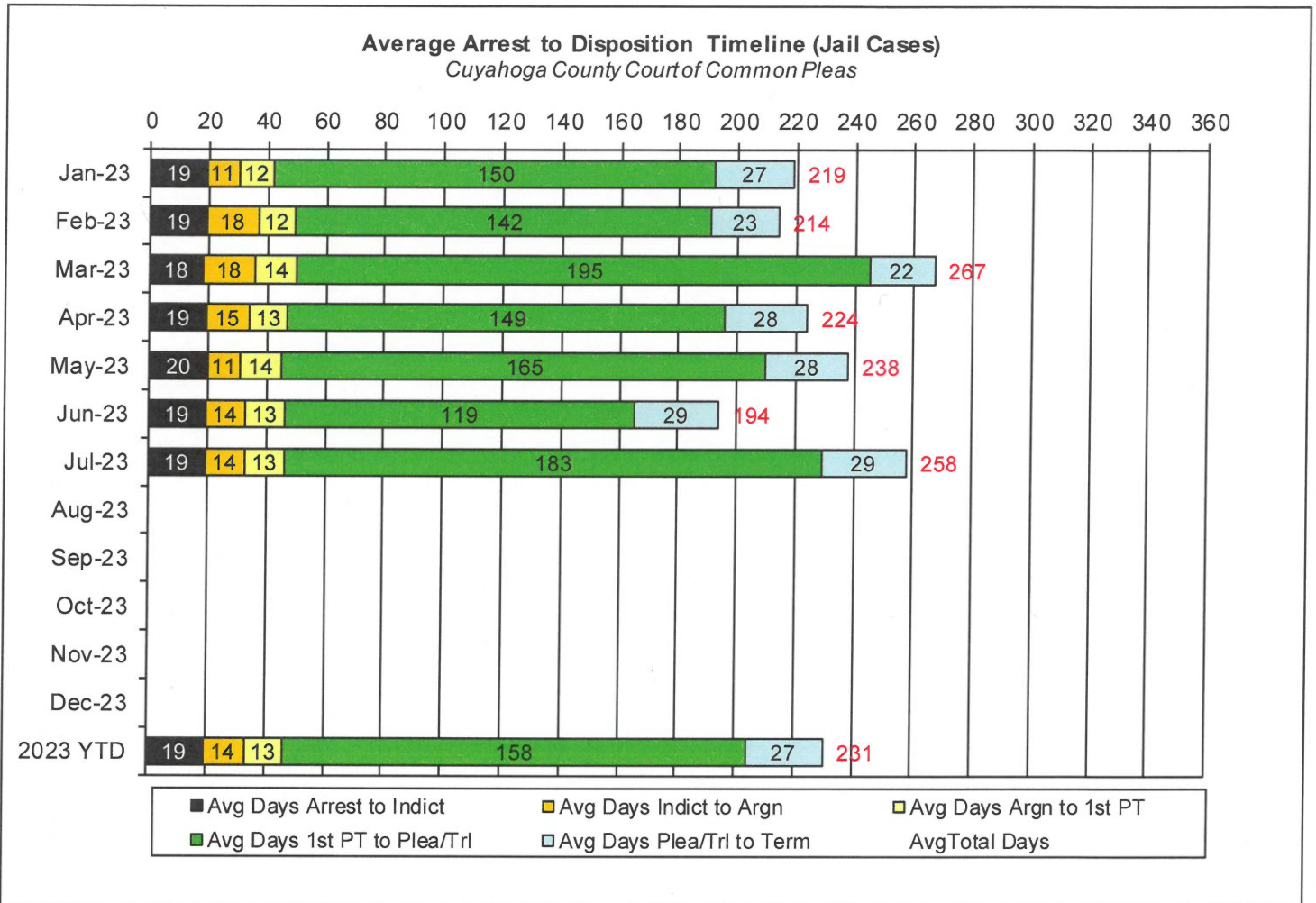
Due to the fact that each case may or may not have all of the stage date elements, a method to arrive at stage averages was applied. For a case to be included in the average for a stage there would need to be both dates for the given stage. A case would be included in the Arrest to Indictment stage if both arrest date and indictment date were available. This method was applied to each of the five stages. Next we calculated the total number of cases that met the date criteria for each of the ranges and also the total number of days between each date. To arrive at an average, the total number of days for each case in each range was calculated and divided by the total number of cases that met the date criteria. If a case had a time period or periods where the defendant was capiased or referred to the Psych Clinic, that amount of time was subtracted from the appropriate range. For re-indicted cases, the original arrest date is used.

The following three charts are for Jail, Non-Jail and combined Jail and Non-Jail cases. Jail and Non-Jail cases are defined by the posting of bond prior to plea or trial.



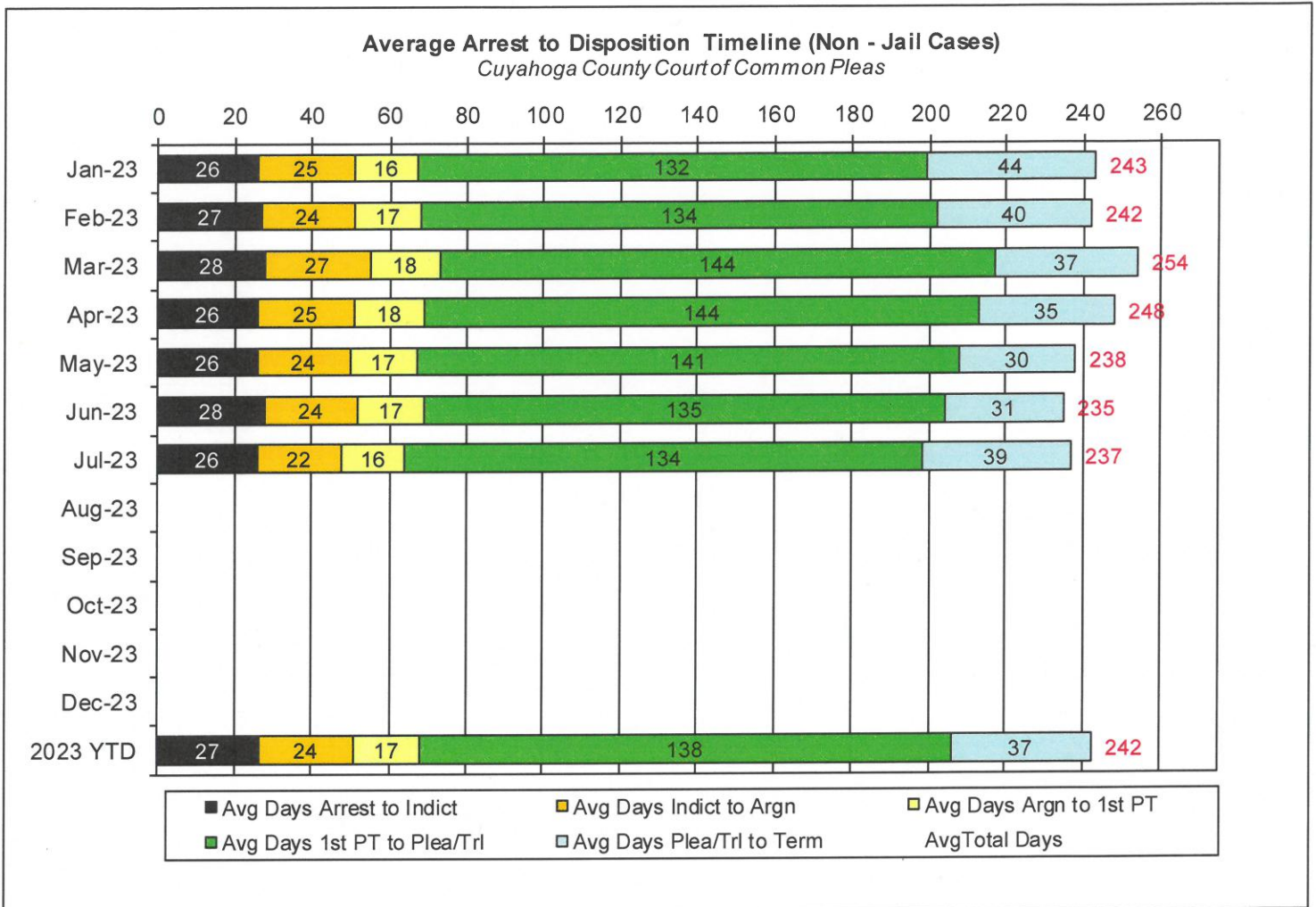
# CUYAHOGA COUNTY COMMON PLEAS COURT

## Average Arrest to Disposition Timeline (Jail Cases)



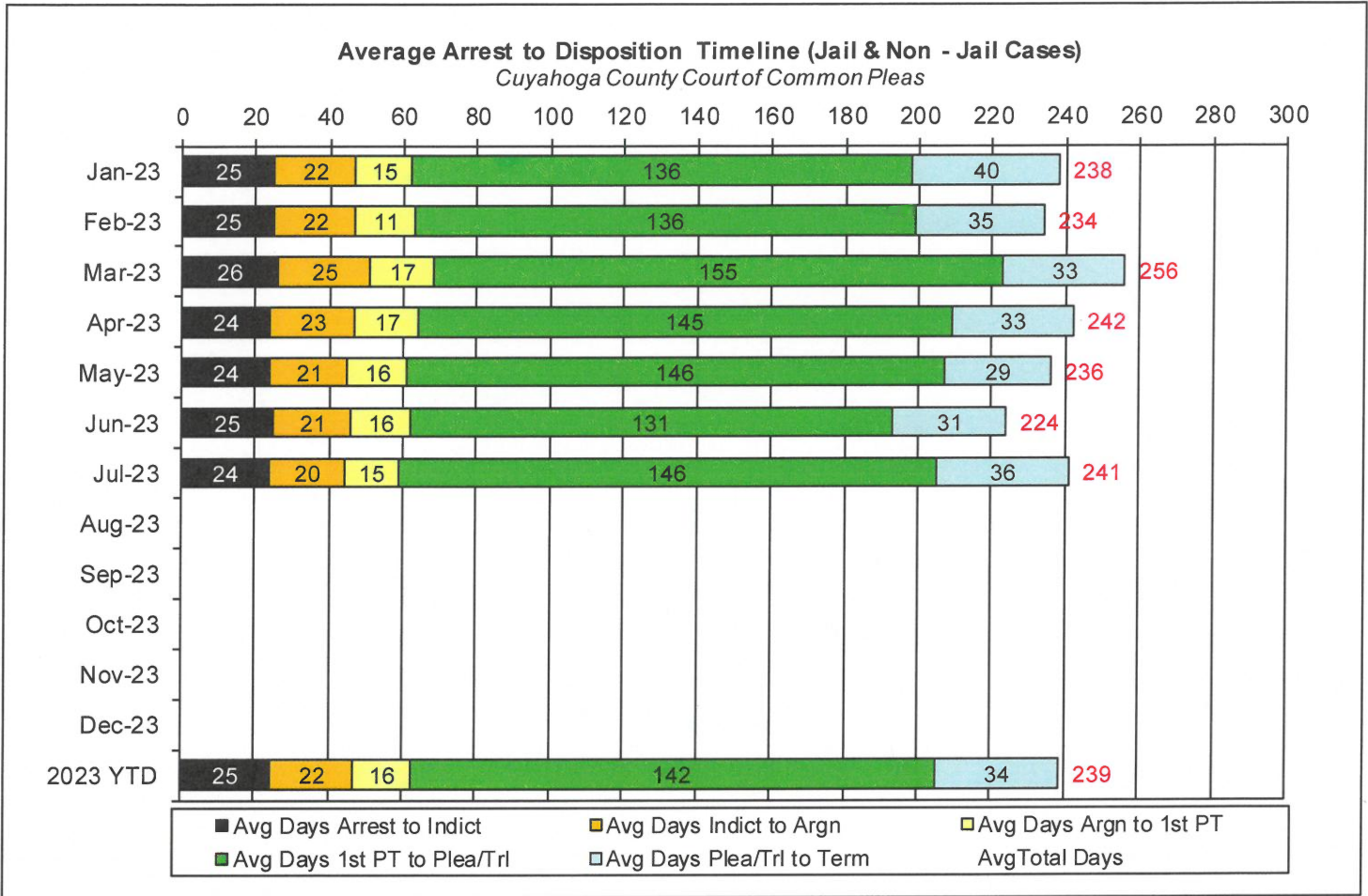
# CUYAHOGA COUNTY COMMON PLEAS COURT

## Average Arrest to Disposition Timeline (Non-Jail Cases)



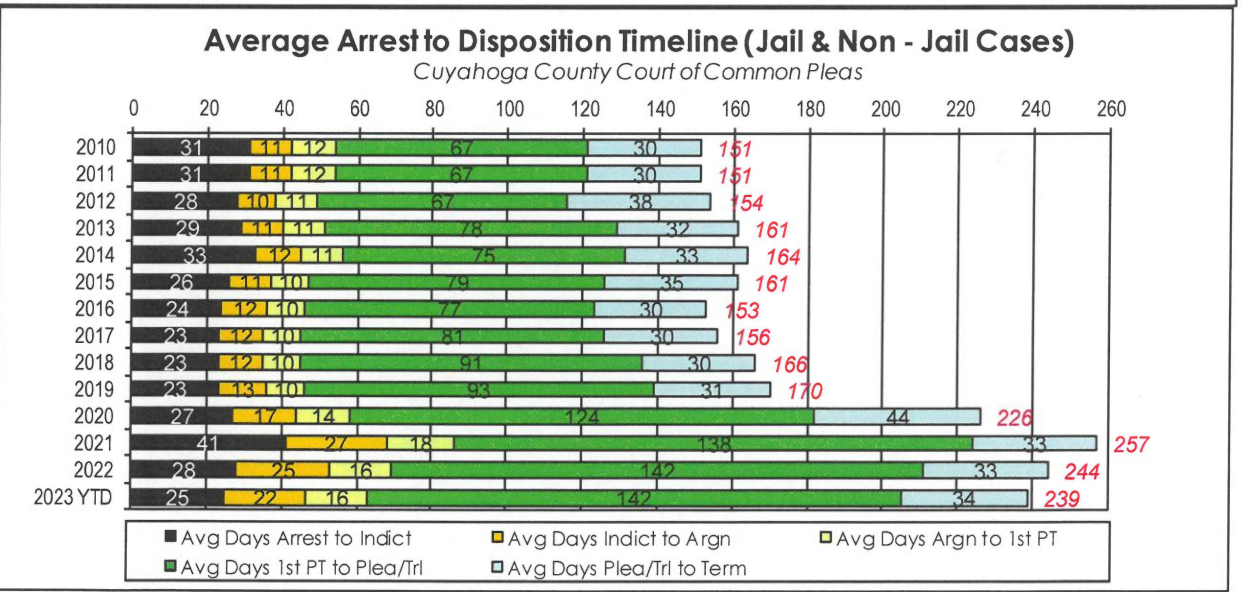
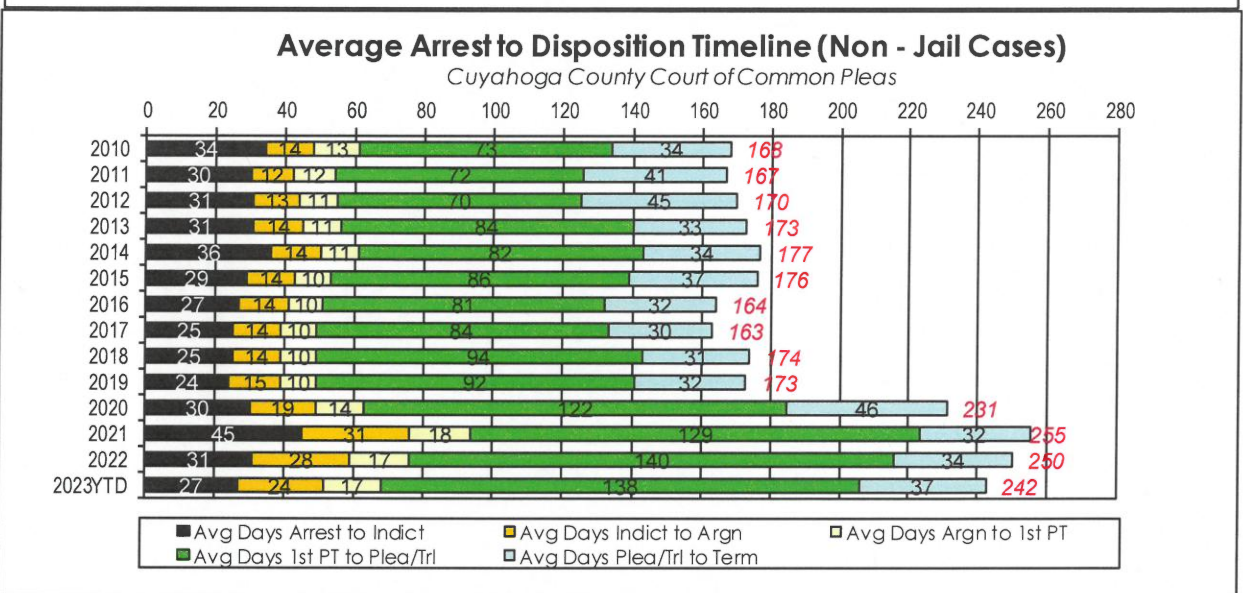
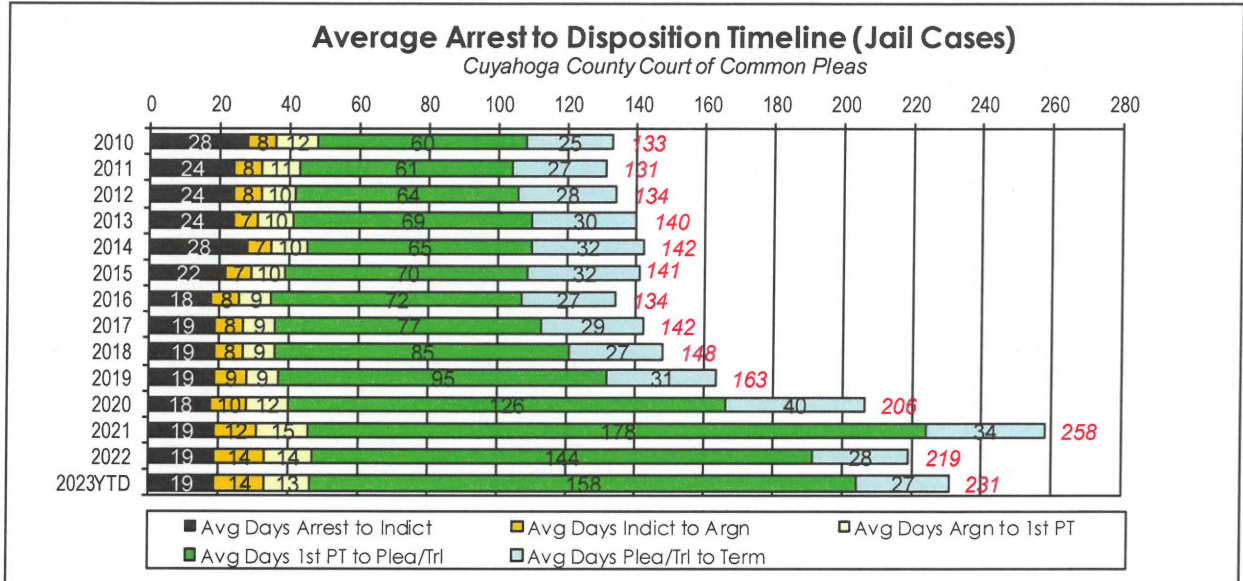
# CUYAHOGA COUNTY COMMON PLEAS COURT

## Average Arrest to Disposition Timeline (Jail and Non-Jail Cases)



# CUYAHOGA COUNTY COMMON PLEAS COURT

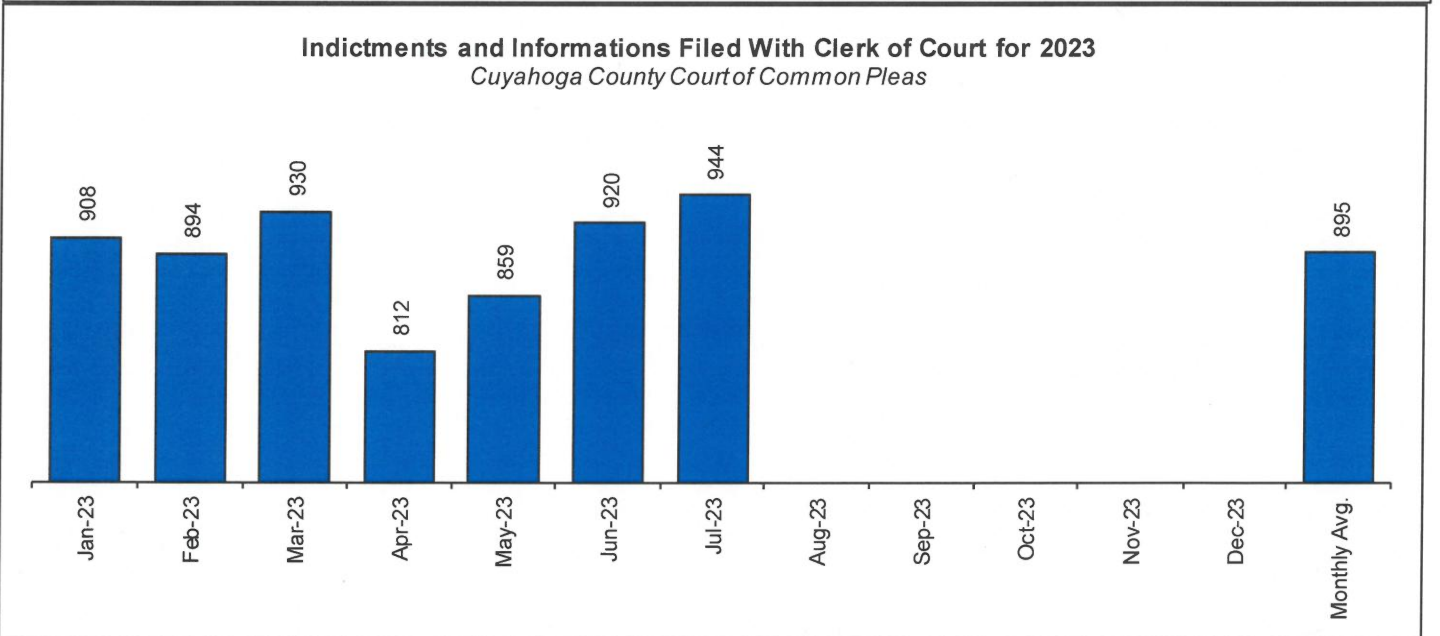
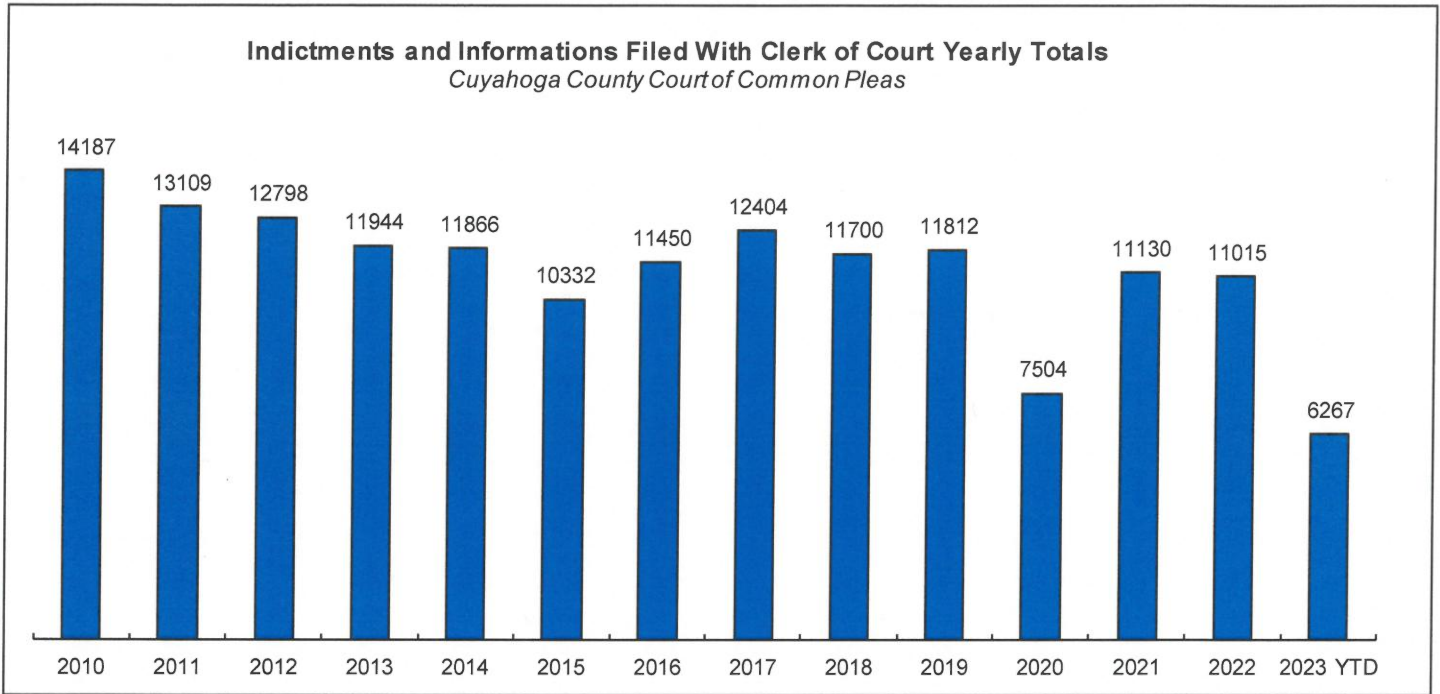
## Yearly Average Arrest to Disposition Timeline



# CUYAHOGA COUNTY COMMON PLEAS COURT

## *Indictments and Informations Filed With the Clerk of Courts*

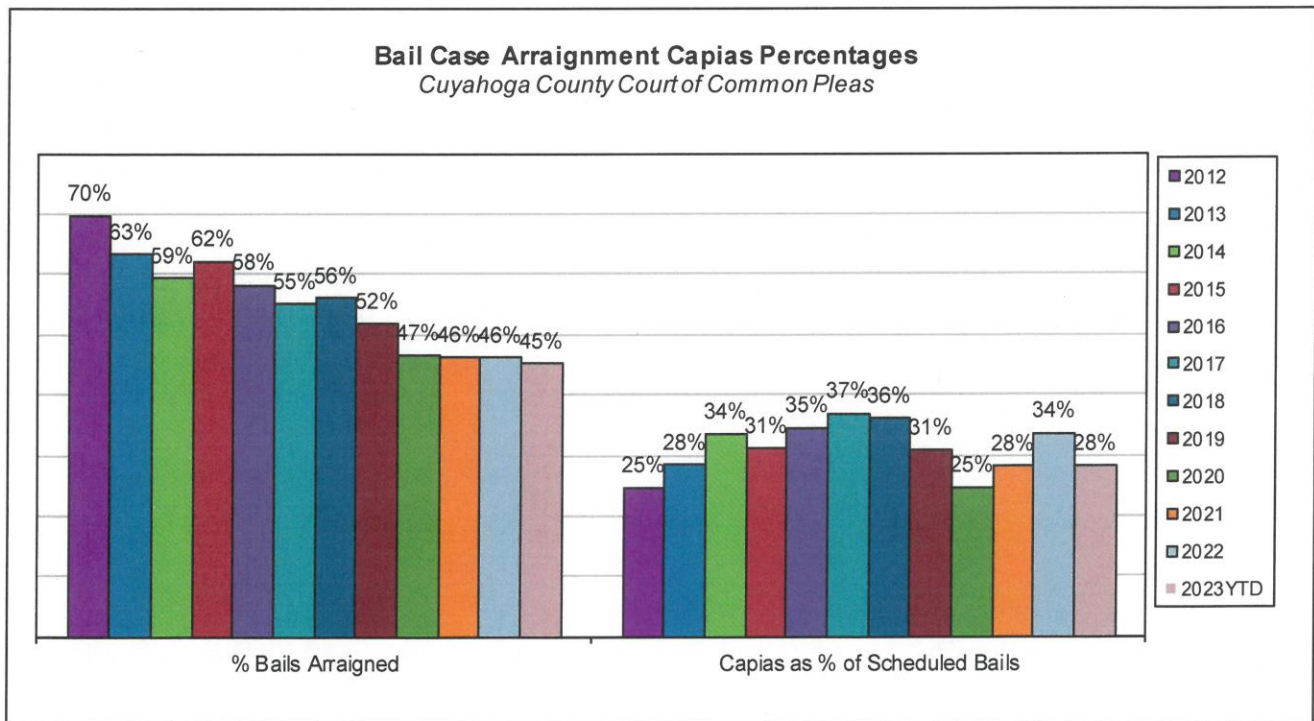
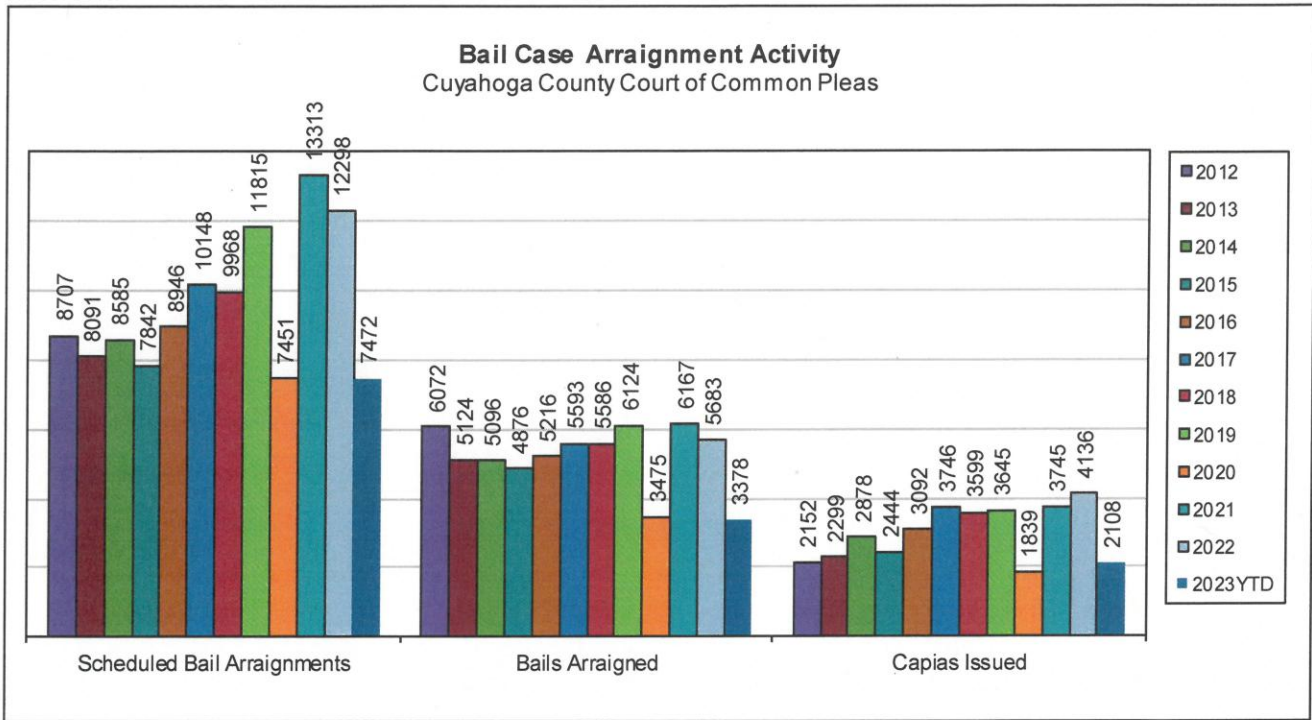
The following charts are reflective of Indictments and Informations filed with the Criminal Clerk of Courts from 2010. The source for this information was the Criminal Clerk's Office.



# CUYAHOGA COUNTY COMMON PLEAS COURT

## Bail Case Arraignment Activity

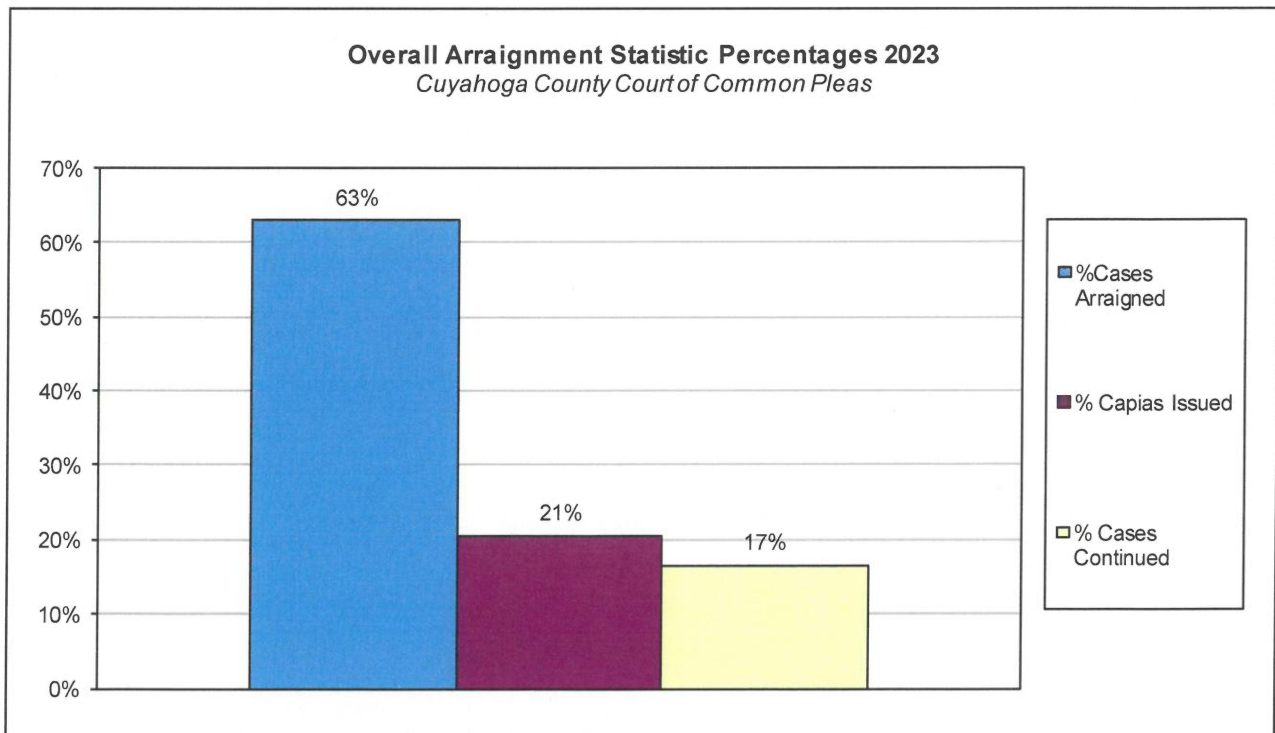
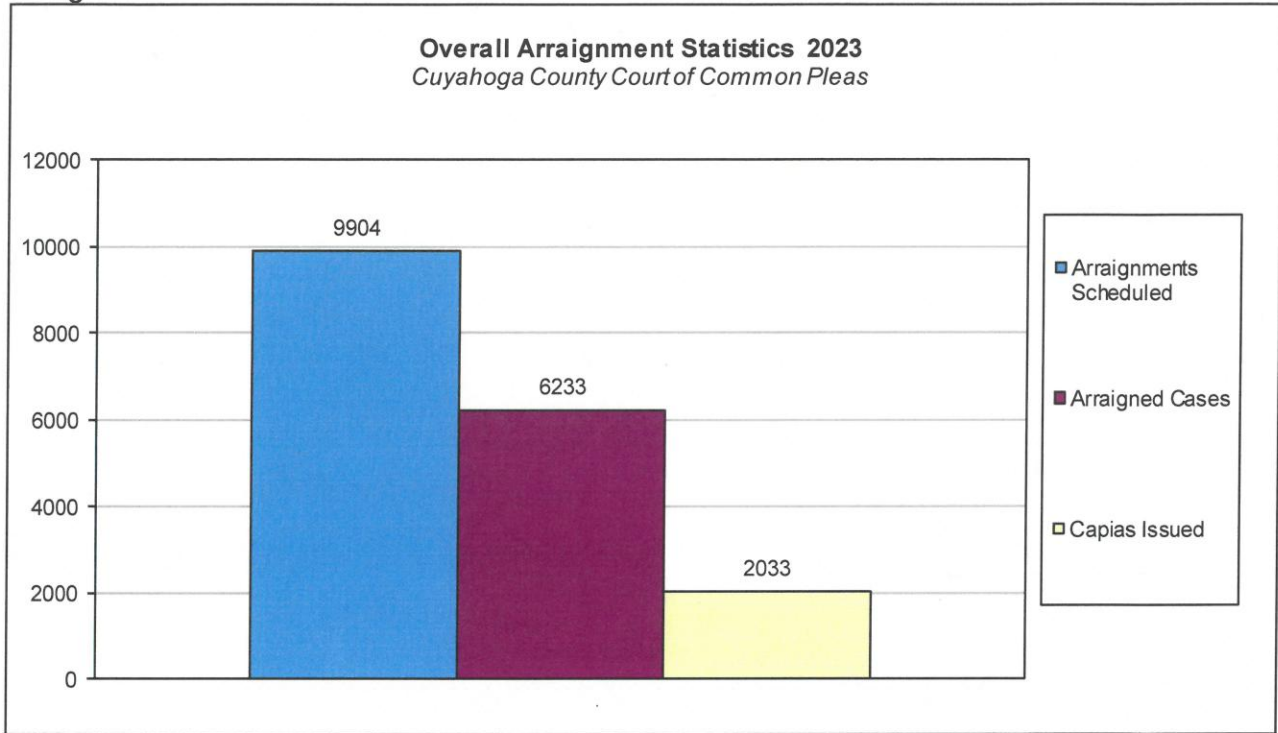
The following charts are reflective of arraignment activity where the defendant was not incarcerated at the time of arraignment. The source for this information was the Criminal Records Department.



# CUYAHOGA COUNTY COMMON PLEAS COURT

## Overall Arraignment Statistics

The arraignment statistics were provided by the Criminal Records Department. They are provided to give a representation of arraignment activity in the Court in 2023. These statistics include jail and non – jail arraignments.



# Judicial Foreclosure Statistics<sup>1</sup>

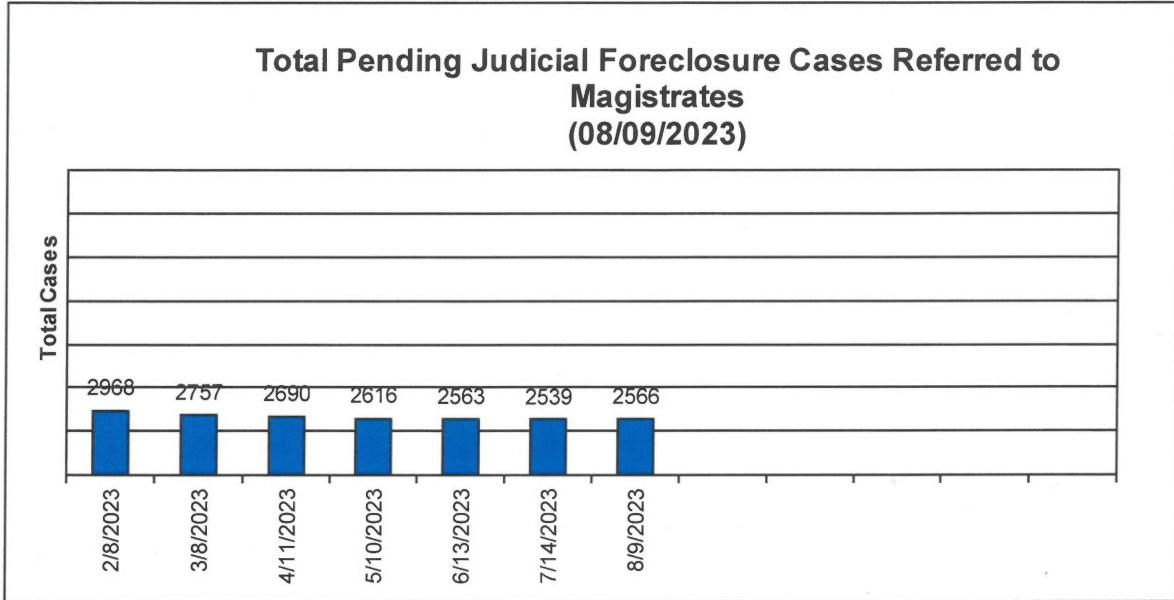
<sup>1</sup> For clarification purposes, Foreclosure cases in this report are identified as Judicial Foreclosure filings (filing codes 1460 (Foreclosure Marsh. Of Lien), 1465(Tax Lien), 1466 (Tax Certificate), 1470 (Quiet Title), and 1480 (Partition)). These cases are different from Board of Revision Foreclosures, which are not reported here.



# CUYAHOGA COUNTY COMMON PLEAS COURT

## **Total Pending Judicial Foreclosure Cases Referred to Magistrates**

The following chart is a display of the total number of pending Judicial Foreclosure cases referred to the Magistrates on specific dates. The table below shows the number of these cases pending from each year since 2012.

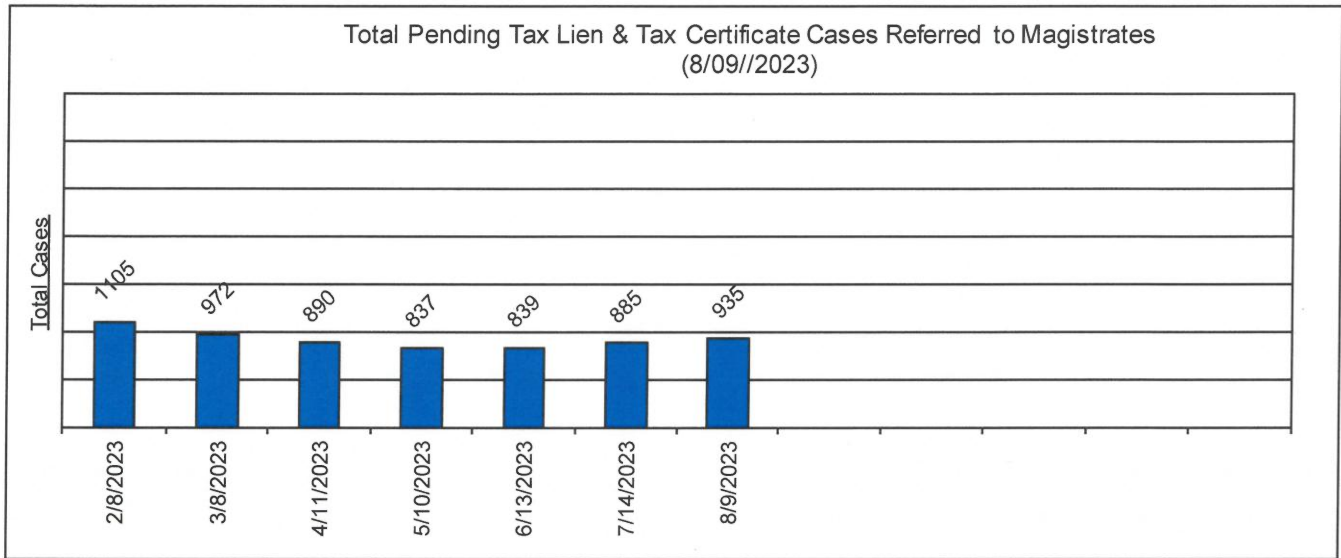


	<b>As of:</b>	2/8/2023	3/8/2023	4/11/2023	5/10/2023	6/13/2023	7/14/2023	8/9/2023					
<b>Year</b>													
2003		0	0	0	0	0	0	1					
2010		1	0	1	1	1	1	1					
2012		0	0	0	0	0	1	0					
2013		1	0	0	1	1	0	0					
2015		4	3	2	2	2	2	2					
2016		7	5	4	3	4	3	4					
2017		5	5	5	4	4	4	4					
2018		14	14	10	7	9	9	7					
2019		48	35	28	24	18	15	11					
2020		52	38	30	27	21	19	18					
2021		249	167	111	92	62	47	43					
2022		2173	1764	1394	1090	830	620	532					
2023		414	726	1105	1365	1611	1818	1943					
<b>Total</b>		<b>2968</b>	<b>2757</b>	<b>2690</b>	<b>2616</b>	<b>2563</b>	<b>2539</b>	<b>2566</b>					

# CUYAHOGA COUNTY COMMON PLEAS COURT

## **Total Pending Tax Lien & Certificate Cases Referred to Magistrates**

The following chart is a display of the number of pending tax Judicial Foreclosure cases referred to the Magistrates on specific dates. The table below shows the number of pending tax Judicial Foreclosure cases in each year since 2010.




	<b>As of:</b>	<b>2/8/2023</b>	<b>3/8/2023</b>	<b>4/11/2023</b>	<b>5/10/2023</b>	<b>6/13/2023</b>	<b>7/14/2023</b>	<b>8/9/2023</b>					
<b>Year</b>													
2010		1	1	1	1	1	1	1					
2012		0	0	0	0	0	1	0					
2013		1	0	0	1	1	0	0					
2015		4	4	3	3	3	3	3					
2016		3	2	2	1	1	1	2					
2017		0	0	0	0	0	0	0					
2018		5	5	4	1	1	1	1					
2019		6	5	4	4	4	2	2					
2020		21	16	12	13	11	9	10					
2021		150	91	52	41	25	17	15					
2022		755	584	436	312	203	138	105					
2023		159	264	376	460	589	712	796					
<b>Total</b>		<b>1105</b>	<b>972</b>	<b>890</b>	<b>837</b>	<b>839</b>	<b>885</b>	<b>935</b>					

# CUYAHOGA COUNTY COMMON PLEAS COURT

## *Percentage of Pending Judicial Foreclosure Cases By Filing Year*

The following chart is a representation of the total number of pending Judicial Foreclosure cases by filing year expressed as a percentage on a specific date. The table below is the supporting data for this chart.

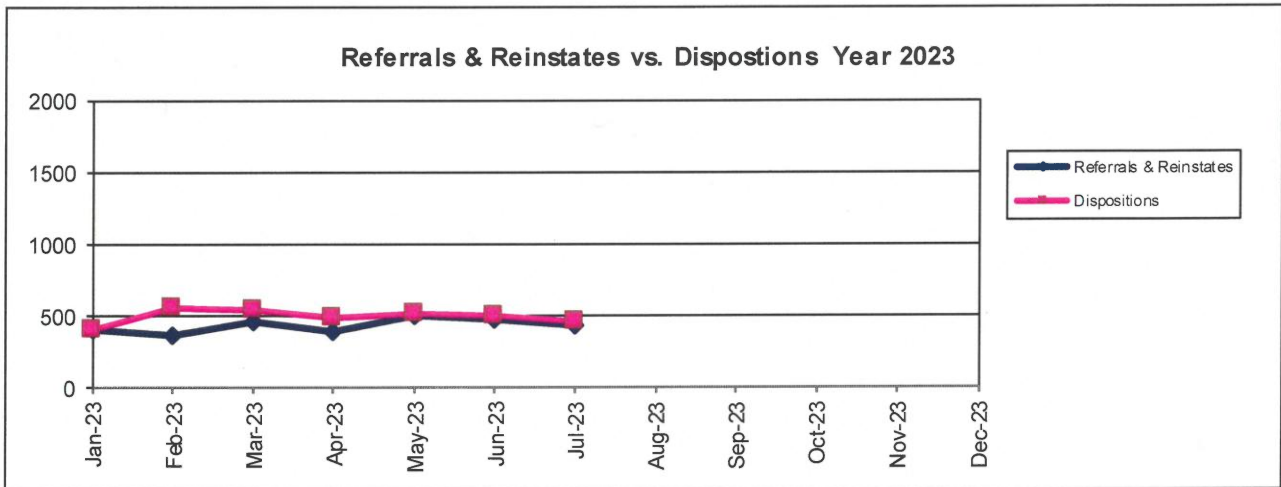
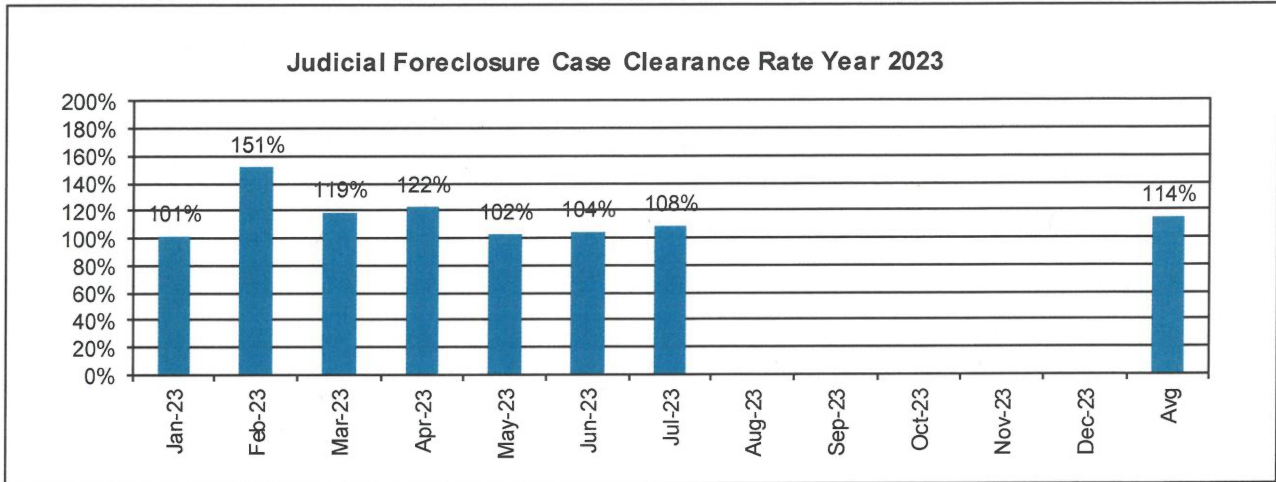


	As of:	8/9/2023	% of Total
<b>Year</b>			
2003		1	0.04%
2010		1	0.04%
2012		0	0.00%
2013		0	0.00%
2015		2	0.08%
2016		4	0.16%
2017		4	0.16%
2018		7	0.27%
2019		11	0.43%
2020		18	0.70%
2021		43	1.68%
2022		532	20.73%
2023		1943	75.72%
<b>Total</b>		2566	100.00%

# CUYAHOGA COUNTY COMMON PLEAS COURT

## Judicial Foreclosure Clearance Rate Year 2023

The Clearance Rate is the number of outgoing cases as a percentage of the number of incoming cases. Clearance rate measures whether the court is keeping up with its incoming caseload. If cases are not disposed in a timely manner, a backlog of cases awaiting disposition will grow. A Clearance Rate of 100% indicates that at least as many cases as have been filed, reopened, or reactivated in a period have been disposed.

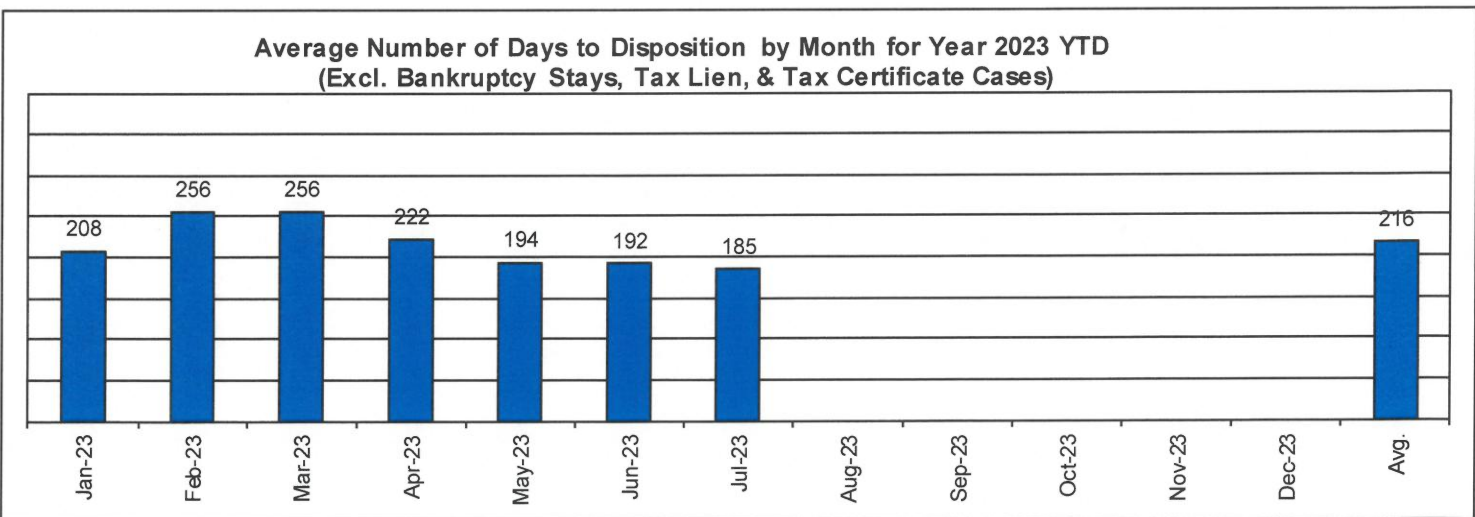
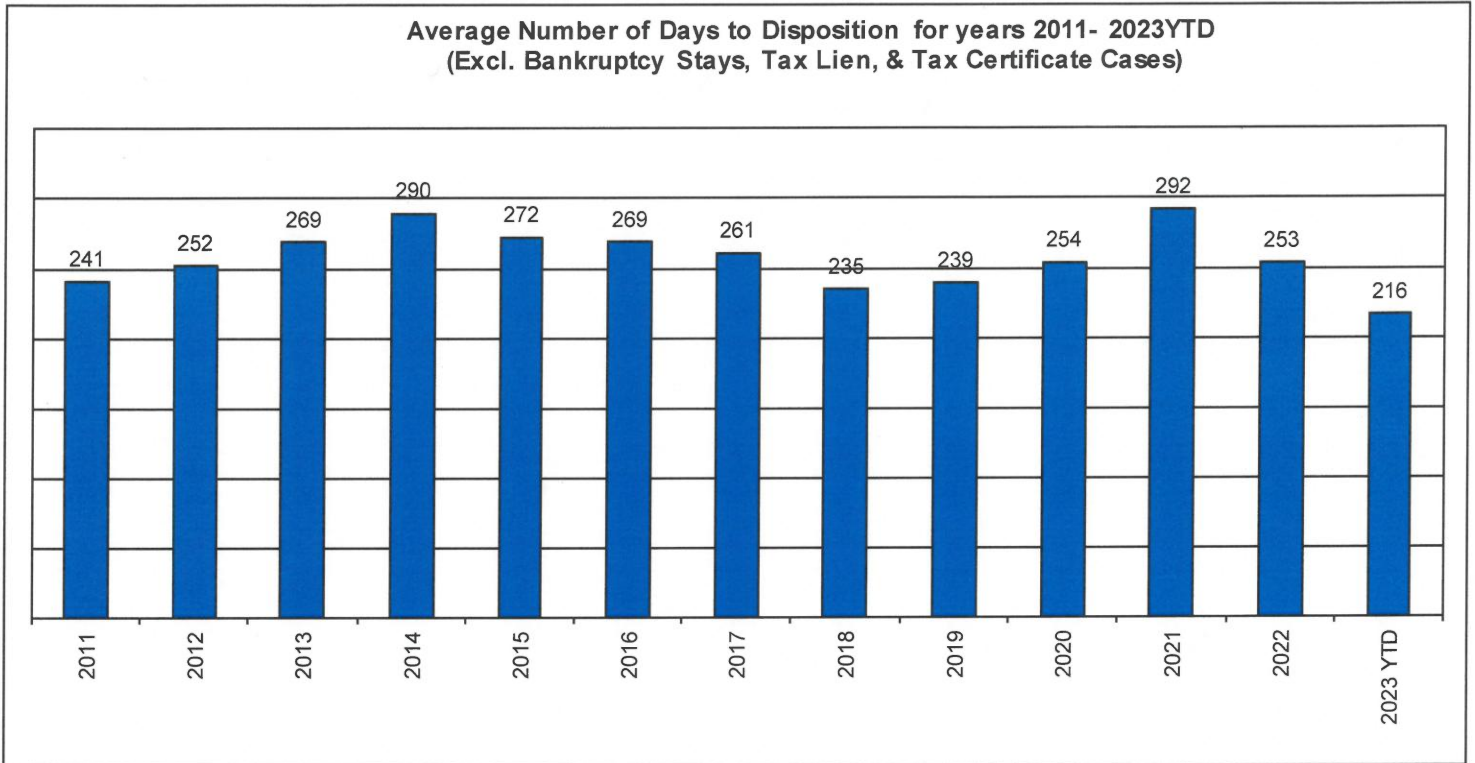


	Referrals & Reinstates	Dispositions	Clearance Rate
Jan-23	403	408	101%
Feb-23	369	559	151%
Mar-23	458	544	119%
Apr-23	395	483	122%
May-23	503	514	102%
Jun-23	476	495	104%
Jul-23	430	466	108%
Aug-23			
Sep-23			
Oct-23			
Nov-23			
Dec-23			
Avg	433	496	114%
Total	3034	3469	

# CUYAHOGA COUNTY COMMON PLEAS COURT

## **Avg. Number of Days to Disp. (Excl. Bank. Stays & Tax Lien & Tax Cert.)**

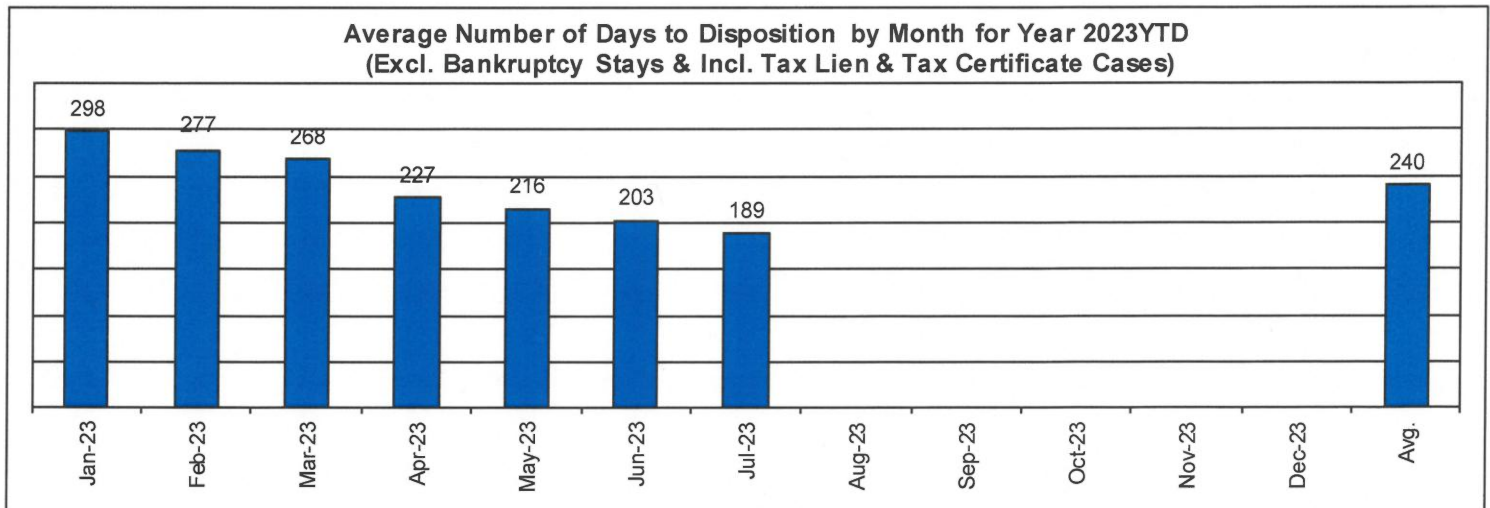
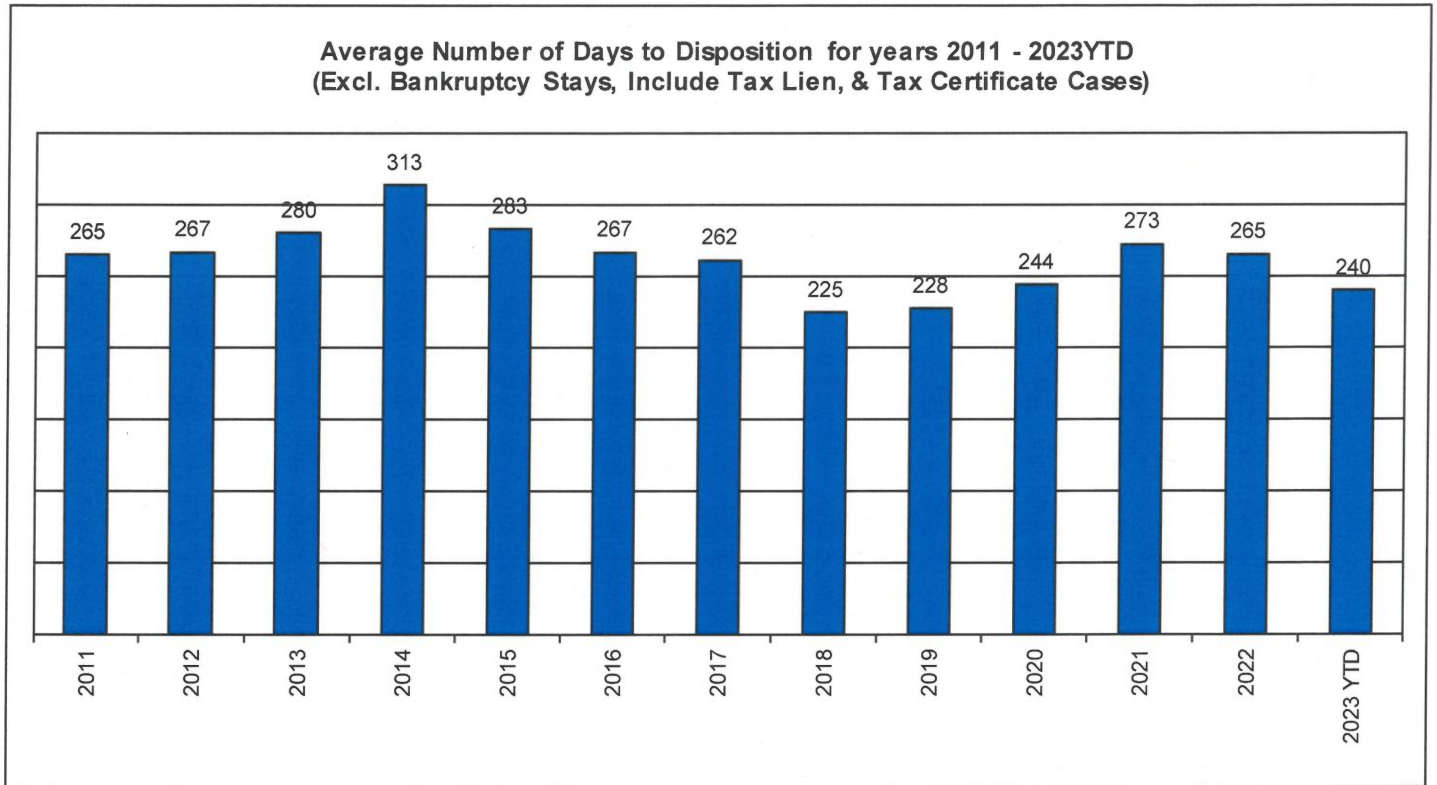
The average number of days to disposition is the number of days from filing to a final disposition entry being filed with the Clerk of Court. The data sample is based on all judicial foreclosure cases terminated by decree or dismissal (cases terminated by bankruptcy are not included) in a month. Each case is examined to determine the number of days between filing and termination with the periods that a case may have been in bankruptcy subtracted. Adding the total days of all of the cases minus bankruptcy periods and dividing by the total number of cases calculates the average. In the following chart, tax judicial foreclosure cases are excluded.



# CUYAHOGA COUNTY COMMON PLEAS COURT

## ***Avg. Number of Days to Disp. (Excl. Bank. Stays & Incl. Tax Lien & Tax Cert.)***

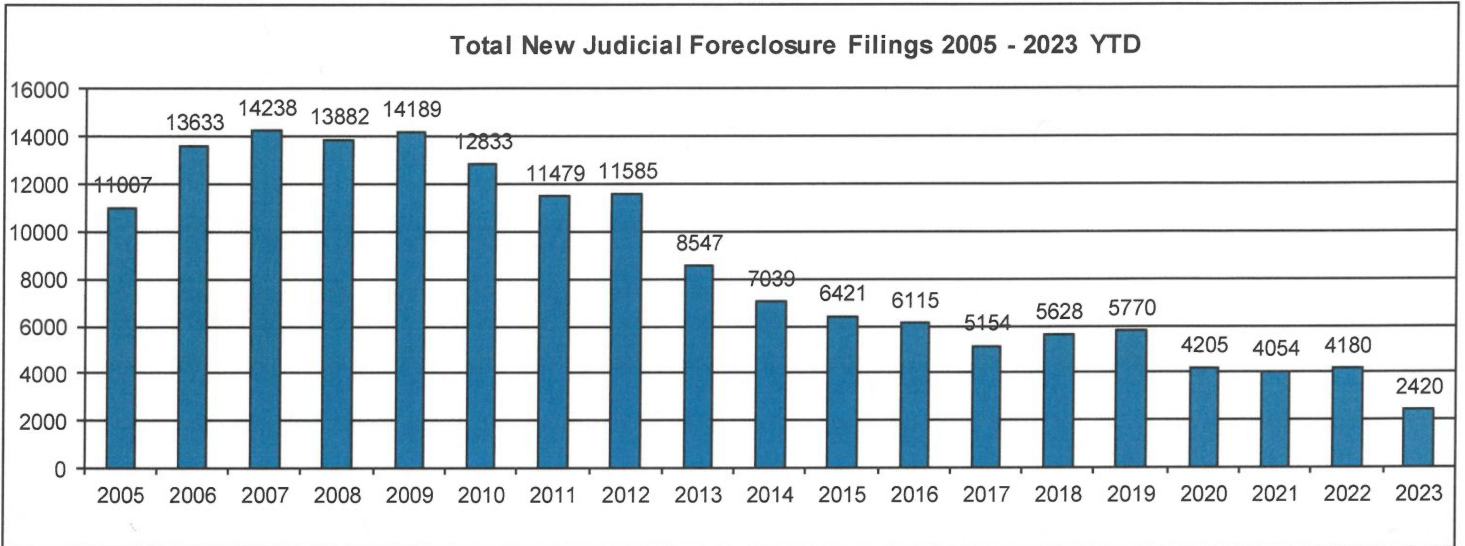
The average number of days to disposition is the number of days from filing to a final disposition entry being filed with the Clerk of Court. The data sample is based on all Judicial Foreclosure cases terminated by decree or dismissal (cases terminated by bankruptcy are not included) in a month. Each case is examined to determine the number of days between filing and termination with the periods that a case may have been in bankruptcy subtracted. Adding the total days of all of the cases minus bankruptcy periods and dividing by the total number of cases calculates the average. In the following chart, all types of Judicial Foreclosure cases are included.



**Total New Judicial Foreclosure Filings**

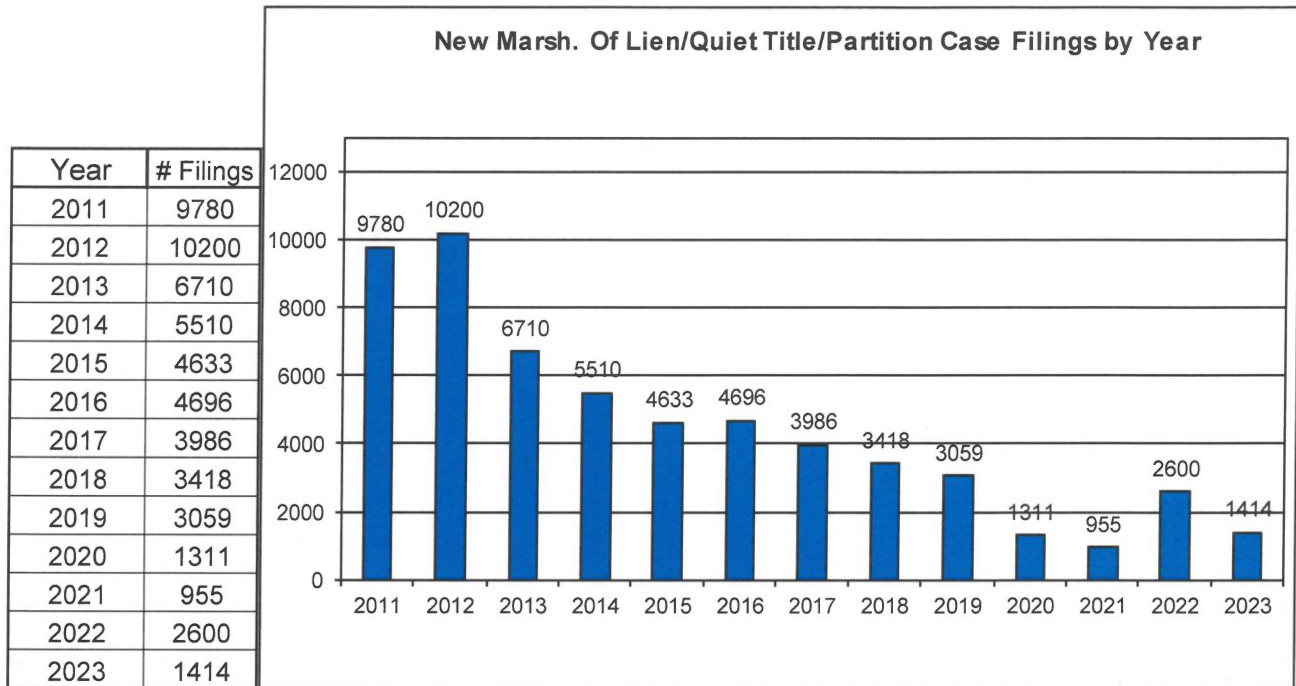
The following charts are provided as a historical view of new judicial foreclosure filings.

1. Total New Judicial Foreclosure Filings from 2005 – 2023 by year
2. Total New Marsh of Lien/Quiet Title/Partition Filings from 2011 – 2023 by month
3. Total New Tax Lien & Tax Certificate Filings for 2011 – 2023 by month
4. Total New Judicial Foreclosure Filings from 2011 – 2023 by month

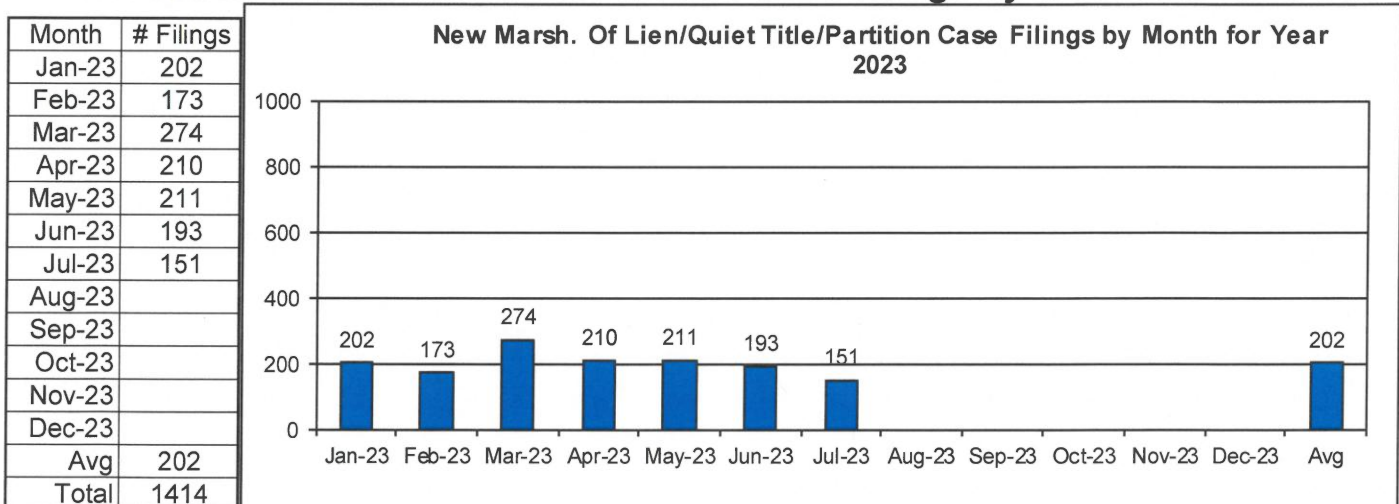


# CUYAHOGA COUNTY COMMON PLEAS COURT

## New Marsh of Lien/Quiet Title/Partition Case Filings for Years 2011 – 2023 YTD



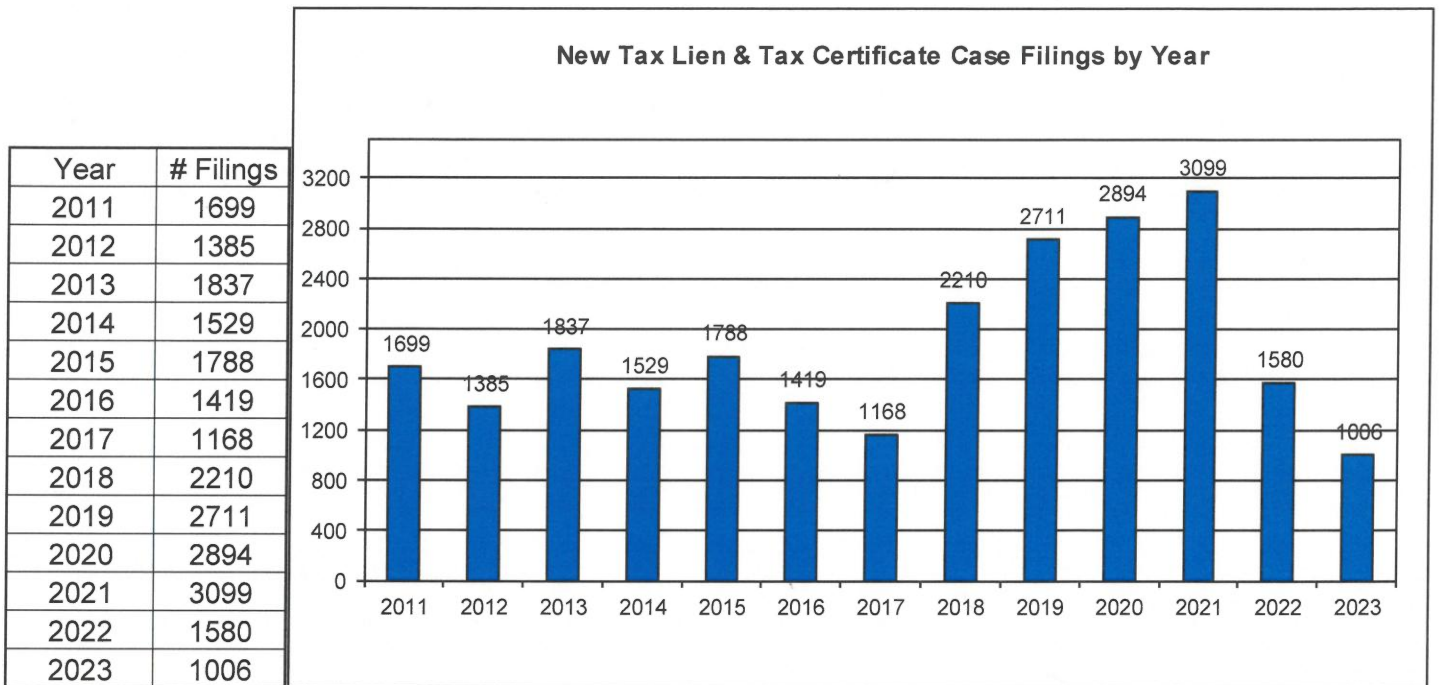
## New Marsh of Lien/Quiet Title/Partition Case Filings by month for 2023 YTD



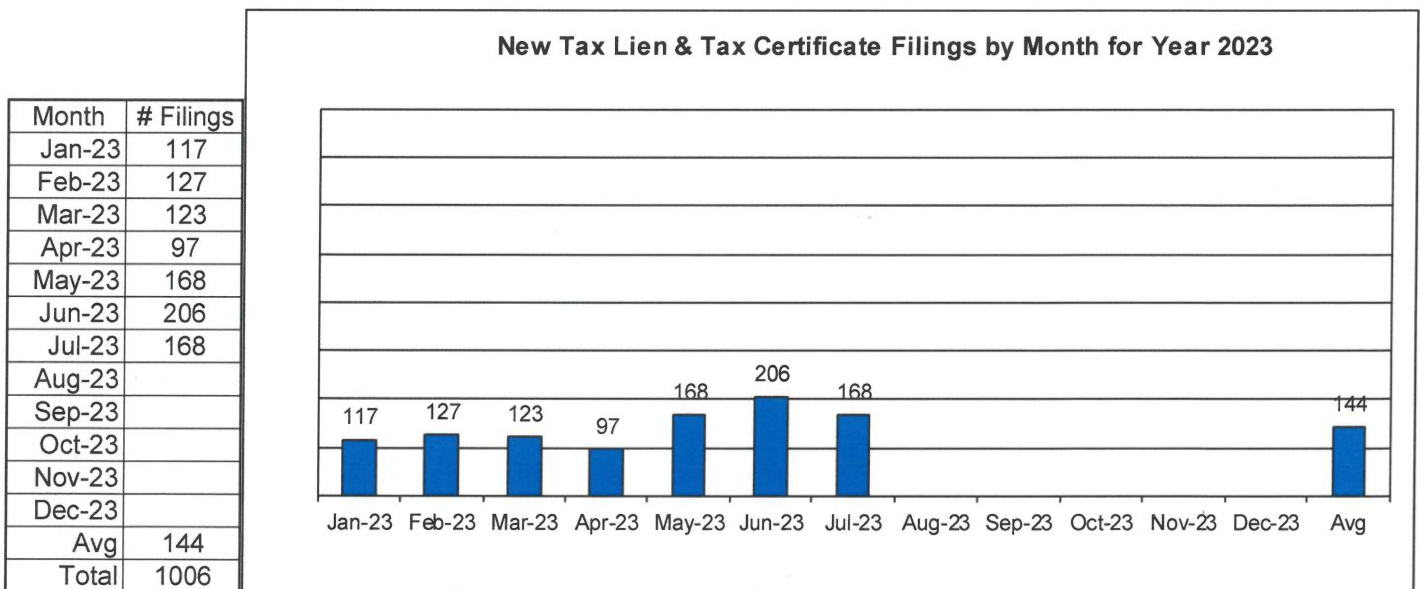


# CUYAHOGA COUNTY COMMON PLEAS COURT

## New Tax Lien & Certificate Filings for Years 2011 – 2023 YTD



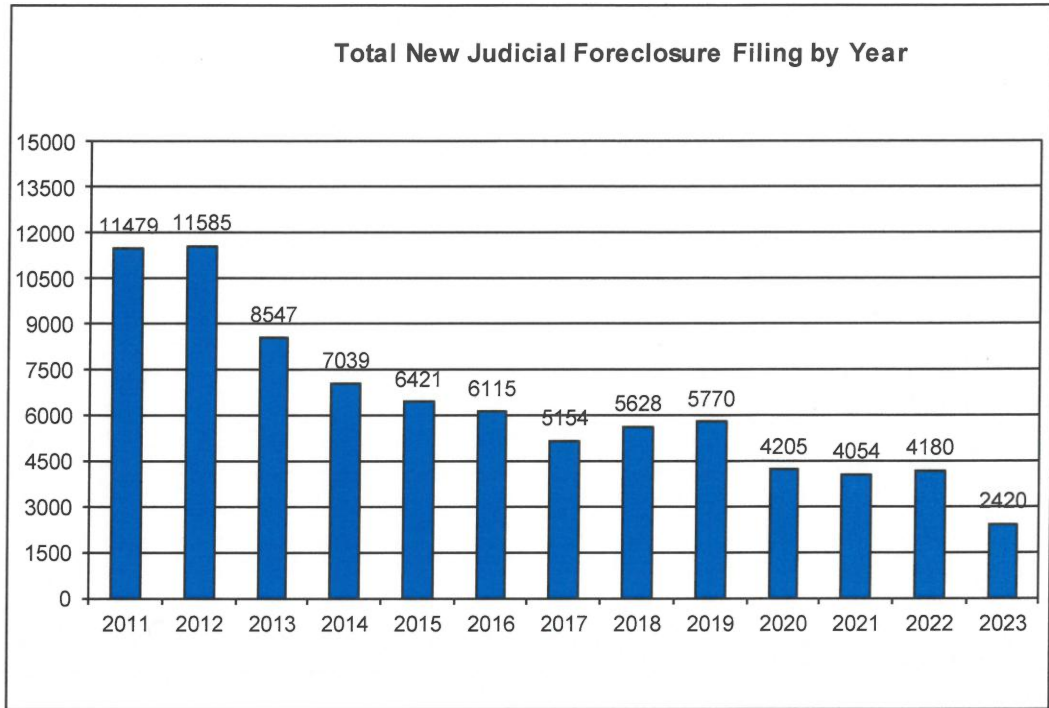
## New Tax Lien & Certificate Filings by Month for Year 2023 YTD



# CUYAHOGA COUNTY COMMON PLEAS COURT

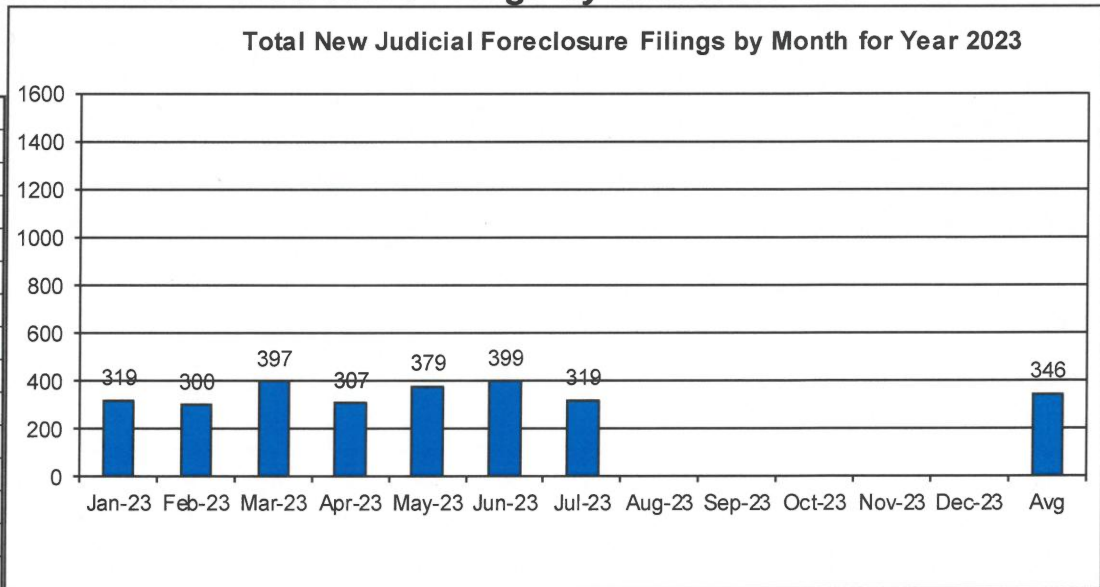
## Total New Judicial Foreclosure Filings Years 2011 – 2023 YTD

Year	# Filings
2011	11479
2012	11585
2013	8547
2014	7039
2015	6421
2016	6115
2017	5154
2018	5628
2019	5770
2020	4205
2021	4054
2022	4180
2023YTD	2420



## Total New Judicial Foreclosure Filings by Month for Year 2023 YTD

Month	# Filings
Jan-23	319
Feb-23	300
Mar-23	397
Apr-23	307
May-23	379
Jun-23	399
Jul-23	319
Aug-23	
Sep-23	
Oct-23	
Nov-23	
Dec-23	
Avg	346
Total	2420



## ***Magistrate's Monthly Reports***

The Magistrates' Monthly Report consists of 5 reports. Below is a description of each.

### **Magistrate's Monthly Supplemental Journal Entry Report (R415)**

Retrieves total number of supplemental entries and Decrees of Confirmation of Sheriff's sale created during a specific period. A supplemental entry is any journal created by a magistrate, which does not close out a case. For example, any magistrate's order (MG) setting a hearing, any journal entry (JE) ruling on a motion, journals confirming Sheriff's sales, etc.).

### **Magistrate's Full Disposition Count by Magistrate Report (R413)**

Retrieves total number of cases disposed of during a specific period. The dispositions are grouped by Magistrate and then broken down by the type of disposition (i. e. Default, Dismissed with Prejudice, Dismissed without Prejudice, etc.) This report can be printed three different ways. Including tax cases (Full Dispositions), excluding tax cases (Non-Tax Dispositions), and Tax cases only (Tax Dispositions).

### **Magistrate's Monthly Cases Referred/Reinstated Report (R418)**

Retrieves newly filed cases referred to the Magistrates Dept. and cases previously disposed by the Magistrates Dept. that are reinstated and re-referred to the magistrates. The cases are separated by Tax (filing code 1465; Tax Judicial Foreclosure & 1466; Tax Certificate Judicial Foreclosure) and Non-Tax (1460; Judicial Foreclosure Marsh. Of Lien, 1480; Partition, 1470; Quiet Title, misc. (i. e. 1391; Contract Other, etc.).

### **Magistrate's Monthly Hearing Totals Report (R3146)**

Retrieves total number of hearings held during one month. The hearings are grouped by Magistrate and then broken down by what type hearing was held (i. e. Default, Pretrial, etc.).

### **Magistrate's Monthly Case Load Report (R3147)**

Retrieves individual caseload totals for individual magistrates during a specific period. The cases are grouped by magistrate and then broken down by case type (i. e. tax judicial foreclosure, tax certificate judicial foreclosure and non-tax judicial foreclosure).

CUYAHOGA COUNTY COURT OF COMMON PLEAS

DATE: 08/09/2023  
TIME: 7:18 AM

OFFICE OF THE MAGISTRATES  
MAGISTRATE'S MONTHLY SUPPLEMENTALS BY CASE  
REPORTING PERIOD: JULY 2023

PAGE: 1  
CMSR415D

---

**SUPPLEMENTALS**

AUGUSTYN	120
BUCHA	216
DAY	212
DYKE	193
GOZELANCZYK	243
HEGYES	104
JACKSON	189
JACKSON	149
KLEIN	138
LUCAS	87
LUNSFORD	241
UNACCOUNTED FOR	0

**TOTAL** 1892

**CONFIRMATIONS**

**TOTAL** 2

**CUYAHOGA COUNTY COURT OF COMMON PLEAS**

OFFICE OF THE MAGISTRATES

**Full Disposition Count by Magistrate**

REPORTING PERIOD: FROM 07/01/2023 TO 07/31/2023

DATE: 08/09/2023

TIME: 7:20 AM

PAGE: 1

CMSR413

MagID	Dispose Type	Tax Cert.	Tax Treas.	Total
KCA	Bank	0	0	0
	Def	0	0	3
	Dism	1	0	10
	Ref. Vacate	0	0	0
	Court Trial	0	0	1
	Other	0	7	11
	<b>MAG'S TOTAL</b>		<b>1</b>	<b>7</b>

Decrees	241
Defaults	75
Other	150
Court Trial	16
Dismissals	213
Bankruptcy	12
Ref. Vacated	0
<b>Grand Total</b>	<b>466</b>

SMB	Bank	0	0	2
	Def	0	0	3
	Dism	0	3	13
	Ref. Vacate	0	0	0
	Court Trial	0	0	1
	Other	0	3	5
	<b>MAG'S TOTAL</b>		<b>0</b>	<b>6</b>

CD	Bank	0	0	0
	Def	0	0	5
	Dism	1	4	19
	Ref. Vacate	0	0	0
	Court Trial	0	0	1
	Other	1	9	13
	<b>MAG'S TOTAL</b>		<b>2</b>	<b>13</b>

JTD	Bank	0	0	0
	Def	0	0	8
	Dism	0	2	26
	Ref. Vacate	0	0	0
	Court Trial	0	0	0
	Other	0	9	15
	<b>MAG'S TOTAL</b>		<b>0</b>	<b>11</b>

BSG	Bank	0	0	3
	Def	0	0	13
	Dism	0	11	27
	Ref. Vacate	0	0	0
	Court Trial	0	0	0
	Other	0	13	16
	<b>MAG'S TOTAL</b>		<b>0</b>	<b>24</b>

DKH	Bank	0	0	0
	Def	0	0	10
	Dism	0	6	17
	Ref. Vacate	0	0	0
	Court Trial	0	0	2
	Other	0	13	19
	<b>MAG'S TOTAL</b>		<b>0</b>	<b>19</b>

ARJ	Bank	0	0	1
	Def	1	0	12
	Dism	0	4	25
	Ref. Vacate	0	0	0
	Court Trial	0	0	2
	Other	1	5	22
	<b>MAG'S TOTAL</b>		<b>2</b>	<b>9</b>

JLJ	Bank	0	1	1
	Def	1	0	4
	Dism	0	5	13

DATE: 08/09/2023  
TIME: 7:20 AM

CUYAHOGA COUNTY COURT OF COMMON PLEAS  
OFFICE OF THE MAGISTRATES  
**Full Disposition Count by Magistrate**  
REPORTING PERIOD: FROM 07/01/2023 TO 07/31/2023

PAGE: 2  
CMSR413

---

MagID	Dispose Type	Tax Cert.	Tax Treas.	Total
	Ref. Vacate	0	0	0
	Court Trial	0	0	2
	Other	0	7	8
	<b><u>MAG'S TOTAL</u></b>	<b>1</b>	<b>13</b>	<b><u>28</u></b>

---

MK	Bank	0	0	0
	Def	1	0	4
	Dism	0	3	19
	Ref. Vacate	0	0	0
	Court Trial	0	0	1
	Other	0	9	16
	<b><u>MAG'S TOTAL</u></b>	<b>1</b>	<b>12</b>	<b><u>40</u></b>

---

PL	Bank	0	0	1
	Def	0	0	7
	Dism	0	7	26
	Ref. Vacate	0	0	0
	Court Trial	0	0	3
	Other	0	8	11
	<b><u>MAG'S TOTAL</u></b>	<b>0</b>	<b>15</b>	<b><u>48</u></b>

---

GL	Bank	0	1	4
	Def	0	0	6
	Dism	0	3	18
	Ref. Vacate	0	0	0
	Court Trial	0	0	3
	Other	0	8	14
	<b><u>MAG'S TOTAL</u></b>	<b>0</b>	<b>12</b>	<b><u>45</u></b>

---

# CUYAHOGA COUNTY COURT OF COMMON PLEAS

DATE: 08/09/2023  
 TIME: 07:20 AM

OFFICE OF THE MAGISTRATES  
 MAGISTRATE'S MONTHLY REF/REIN CASES  
 FROM 07/01/2023 TO 07/31/2023

CMSR418

MAGISTRATE	NEW REFERRALS				REINSTATED			
	Tax Treas.	Tax Cert.	Non-Tax	Total	Tax Treas.	Tax Cert.	Non-Tax	Total
<u>AUGUSTYN/KEVIN/C</u>	7	0	23	30	0	0	0	0
<u>BUCHA/STEPHEN/M</u>	7	0	20	27	0	0	4	4
<u>DAY/CHRISTOPHER/</u>	12	0	26	38	0	0	0	0
<u>DYKE/JOHN/T</u>	18	0	27	45	0	0	0	0
<u>GOZELANCZYK/BRIAN/S</u>	27	0	25	52	0	0	2	2
<u>HEGYES/DEAN/K</u>	19	1	14	34	0	0	1	1
<u>JACKSON/AMY/R</u>	13	0	25	38	0	0	3	3
<u>JACKSON/JIM/L</u>	10	0	17	27	0	0	0	0
<u>KLEIN/MONICA/</u>	19	0	21	40	0	0	3	3
<u>LUCAS/PAUL/</u>	23	0	29	52	0	0	0	0
<u>LUNSFORD/GINA/</u>	14	0	19	33	1	0	0	1
<b><u>TOTAL</u></b>	169	1	246	416	1	0	13	14
<b><u>COMBINED TOTAL</u></b>	430							

**CUYAHOGA COUNTY COURT OF COMMON PLEAS**

**OFFICE OF THE MAGISTRATES**

**MAG MONTHLY HEARING TOTALS**

Reporting Period: July 2023

DATE: 08/09/2023  
TIME: 07:21 AM

PAGE: 1  
CMSR3146

Monthly Hearing Total      458

AUGUSTYN  
 Default Hearings            0  
 Tax Hearings                0  
 Pretrials                      28  


---

 TOTAL:                        28

BUCHA  
 Default Hearings            0  
 Tax Hearings                0  
 Pretrials                      42  


---

 TOTAL:                        42

DAY  
 Default Hearings            0  
 Tax Hearings                0  
 Pretrials                      37  


---

 TOTAL:                        37

DYKE  
 Default Hearings            8  
 Tax Hearings                9  
 Pretrials                      21  


---

 TOTAL:                        38

GOZELANCZYK  
 Default Hearings            0  
 Tax Hearings                1  
 Pretrials                      68  


---

 TOTAL:                        69

HEGYES  
 Default Hearings            0  
 Tax Hearings                0  
 Pretrials                      38  


---

 TOTAL:                        38

JACKSON  
 Default Hearings            12  
 Tax Hearings                10  
 Pretrials                      28  


---

 TOTAL:                        50

JACKSON  
 Default Hearings            16  
 Tax Hearings                6  
 Pretrials                      36  


---

 TOTAL:                        58

KLEIN  
 Default Hearings            0  
 Tax Hearings                0  
 Pretrials                      33  


---

 TOTAL:                        33

LUCAS  
 Default Hearings            0  
 Tax Hearings                0  
 Pretrials                      36  


---

 TOTAL:                        36



CUYAHOGA COUNTY COURT OF COMMON PLEAS

OFFICE OF THE MAGISTRATES

MAG MONTHLY HEARING TOTALS

Reporting Period: July 2023

DATE: 08/09/2023  
TIME: 07:21 AM

PAGE: 2  
CMSR3146

---

TOTAL:	36
LUNSFORD	
Default Hearings	0
Tax Hearings	0
Pretrials	29
<hr/>	
TOTAL:	29

**CUYAHOGA COUNTY COURT OF COMMON PLEAS**

DATE: 08/09/2023  
 TIME: 7:21 AM

Office of the Magistrates  
 Magistrate's Monthly Case Load  
 MONTH: JULY 2023

PAGE: 1  
 CMSR3147

Magistrate Name	Non Tax Total	Tax Cert.	Tax Treas.	Total Tax	Total Cases
AUGUSTYN	83	3	57	60	143
BUCHA	100	2	37	39	139
DAY	153	2	62	64	217
DYKE	112	3	84	87	199
GOZELANCZYK	194	7	106	113	307
HEGYES	204	9	93	102	306
JACKSON	187	4	73	77	264
JACKSON	166	3	81	84	250
KLEIN	149	3	72	75	224
LUCAS	202	4	102	106	308
LUNSFORD	136	2	88	90	226
<b>Non Tax Total:</b>	<b>1686</b>	<b>Cert. Tax Total: 42</b>	<b>Tax Treas. Total: 855</b>	<b>Total Tax: 897</b>	<b>Total Cases: 2583</b>

***Report CMSR1062 - Judicial Foreclosure Statistics by Judge***

Report CMSR1062 provides a list of judicial foreclosure case activity for each Judge. The report identifies how many cases were pending at the beginning of the period. The new cases filed and cases that were transferred in or reactivated are added to the number pending at the beginning of the period. It then shows the type and number of terminations for the period. The total terminations are subtracted from the total pending which provides the pending at the end of the period.

**CUYAHOGA COUNTY COURT OF COMMON PLEAS**

DATE: 08/09/2023  
TIME: 07:16 AM

**Foreclosure Statistics by Judge**  
Reporting Period: July 2023

PAGE: 1  
CMSR1062

<b>Judge</b>							
<b>AMBROSE, DICK</b>							
Pending at Beg of Period			New Cases Filed		Cases Transferred In / Reactivated		Total
1			0		0		1
Terminations							
	Bankruptcy	Default	RefVacated	Court Trial	Dismiss	Other	Total
0	0	0	0	0	0	0	0
Total Pending at End of Period							1
<b>BELL, RICHARD A</b>							
Pending at Beg of Period			New Cases Filed		Cases Transferred In / Reactivated		Total
70			9		2		81
Terminations							
	Bankruptcy	Default	RefVacated	Court Trial	Dismiss	Other	Total
0	0	2	0	0	6	1	9
Total Pending at End of Period							72
<b>CALABRESE, DEENA R</b>							
Pending at Beg of Period			New Cases Filed		Cases Transferred In / Reactivated		Total
81			14		1		96
Terminations							
	Bankruptcy	Default	RefVacated	Court Trial	Dismiss	Other	Total
0	0	2	0	0	8	7	17
Total Pending at End of Period							79
<b>CLANCY, MAUREEN</b>							
Pending at Beg of Period			New Cases Filed		Cases Transferred In / Reactivated		Total
72			10		0		82
Terminations							
	Bankruptcy	Default	RefVacated	Court Trial	Dismiss	Other	Total
3	3	1	0	0	1	3	8
Total Pending at End of Period							74
<b>COLLIER-WILLIAMS, CASSANDRA</b>							
Pending at Beg of Period			New Cases Filed		Cases Transferred In / Reactivated		Total
65			7		0		72
Terminations							
	Bankruptcy	Default	RefVacated	Court Trial	Dismiss	Other	Total
1	1	7	0	0	6	2	16
Total Pending at End of Period							56
<b>CORRIGAN, PETER J</b>							
Pending at Beg of Period			New Cases Filed		Cases Transferred In / Reactivated		Total
53			7		1		61
Terminations							
	Bankruptcy	Default	RefVacated	Court Trial	Dismiss	Other	Total
0	0	0	0	0	4	2	6
Total Pending at End of Period							55
<b>FUERST, NANCY A</b>							
Pending at Beg of Period			New Cases Filed		Cases Transferred In / Reactivated		Total
79			6		0		85
Terminations							
	Bankruptcy	Default	RefVacated	Court Trial	Dismiss	Other	Total
0	0	0	0	0	4	3	7
Total Pending at End of Period							78
<b>GALL, STEVEN E</b>							

**CUYAHOGA COUNTY COURT OF COMMON PLEAS**

DATE: 08/09/2023  
TIME: 07:16 AM

**Foreclosure Statistics by Judge**  
Reporting Period: July 2023

PAGE: 2  
CMSR1062

<b>Judge</b>							
	Pending at Beg of Period		New Cases Filed		Cases Transferred In / Reactivated		Total
	75		10		0		85
Terminations	Bankruptcy	Default	RefVacated	Court Trial	Dismiss	Other	Total
	0	1	0	0	7	6	14
	Total Pending at End of Period						71
<b>GALLAGHER, HOLLIE L</b>							
	Pending at Beg of Period		New Cases Filed		Cases Transferred In / Reactivated		Total
	68		7		0		75
Terminations	Bankruptcy	Default	RefVacated	Court Trial	Dismiss	Other	Total
	0	0	0	0	5	6	11
	Total Pending at End of Period						64
<b>GALLAGHER, KELLY ANN</b>							
	Pending at Beg of Period		New Cases Filed		Cases Transferred In / Reactivated		Total
	97		17		0		114
Terminations	Bankruptcy	Default	RefVacated	Court Trial	Dismiss	Other	Total
	2	3	0	0	5	6	16
	Total Pending at End of Period						98
<b>GALLAGHER, SHANNON M</b>							
	Pending at Beg of Period		New Cases Filed		Cases Transferred In / Reactivated		Total
	57		5		2		64
Terminations	Bankruptcy	Default	RefVacated	Court Trial	Dismiss	Other	Total
	2	1	0	0	5	4	12
	Total Pending at End of Period						52
<b>GAUL, DANIEL</b>							
	Pending at Beg of Period		New Cases Filed		Cases Transferred In / Reactivated		Total
	76		11		1		88
Terminations	Bankruptcy	Default	RefVacated	Court Trial	Dismiss	Other	Total
	1	3	0	0	2	0	6
	Total Pending at End of Period						82
<b>HAGAN, EMILY</b>							
	Pending at Beg of Period		New Cases Filed		Cases Transferred In / Reactivated		Total
	73		8		2		83
Terminations	Bankruptcy	Default	RefVacated	Court Trial	Dismiss	Other	Total
	0	1	0	0	4	4	9
	Total Pending at End of Period						74
<b>KELLEY, KEVIN J</b>							
	Pending at Beg of Period		New Cases Filed		Cases Transferred In / Reactivated		Total
	87		8		0		95
Terminations	Bankruptcy	Default	RefVacated	Court Trial	Dismiss	Other	Total
	0	3	0	0	7	7	17
	Total Pending at End of Period						78
<b>KILBANE, ASHLEY</b>							

**CUYAHOGA COUNTY COURT OF COMMON PLEAS**

DATE: 08/09/2023  
TIME: 07:16 AM

**Foreclosure Statistics by Judge**  
Reporting Period: July 2023

PAGE: 3  
CMSR1062

<b>Judge</b>							
	Pending at Beg of Period		New Cases Filed		Cases Transferred In / Reactivated		Total
	81		10		0		91
Terminations							
	Bankruptcy	Default	RefVacated	Court Trial	Dismiss	Other	Total
	0	3	0	0	6	5	14
	Total Pending at End of Period						77
<b>MATIA, DAVID T</b>							
	Pending at Beg of Period		New Cases Filed		Cases Transferred In / Reactivated		Total
	85		9		0		94
Terminations							
	Bankruptcy	Default	RefVacated	Court Trial	Dismiss	Other	Total
	0	2	0	0	4	4	10
	Total Pending at End of Period						84
<b>MCCORMICK, TIMOTHY</b>							
	Pending at Beg of Period		New Cases Filed		Cases Transferred In / Reactivated		Total
	76		13		0		89
Terminations							
	Bankruptcy	Default	RefVacated	Court Trial	Dismiss	Other	Total
	0	2	0	0	5	5	12
	Total Pending at End of Period						77
<b>MCDONNELL, NANCY R</b>							
	Pending at Beg of Period		New Cases Filed		Cases Transferred In / Reactivated		Total
	4		0		0		4
Terminations							
	Bankruptcy	Default	RefVacated	Court Trial	Dismiss	Other	Total
	0	0	0	0	0	0	0
	Total Pending at End of Period						4
<b>MCGINTY, WILLIAM T</b>							
	Pending at Beg of Period		New Cases Filed		Cases Transferred In / Reactivated		Total
	62		8		0		70
Terminations							
	Bankruptcy	Default	RefVacated	Court Trial	Dismiss	Other	Total
	1	2	0	0	4	2	9
	Total Pending at End of Period						61
<b>MIDAY, SHERRIE</b>							
	Pending at Beg of Period		New Cases Filed		Cases Transferred In / Reactivated		Total
	64		7		0		71
Terminations							
	Bankruptcy	Default	RefVacated	Court Trial	Dismiss	Other	Total
	0	1	0	0	3	3	7
	Total Pending at End of Period						64
<b>MOONEY, BRIAN</b>							
	Pending at Beg of Period		New Cases Filed		Cases Transferred In / Reactivated		Total
	91		11		1		103
Terminations							
	Bankruptcy	Default	RefVacated	Court Trial	Dismiss	Other	Total
	0	1	0	1	6	2	10
	Total Pending at End of Period						93
<b>O'DONNELL, JENNIFER</b>							

**CUYAHOGA COUNTY COURT OF COMMON PLEAS**

DATE: 08/09/2023  
TIME: 07:16 AM

**Foreclosure Statistics by Judge**  
Reporting Period: July 2023

PAGE: 4  
CMSR1062

<b>Judge</b>							
	Pending at Beg of Period		New Cases Filed	Cases Transferred In / Reactivated			Total
	80		6	0			86
Terminations	Bankruptcy	Default	RefVacated	Court Trial	Dismiss	Other	Total
	0	4	0	0	7	8	19
	Total Pending at End of Period						67
<b>O'DONNELL, JOHN P</b>							
	Pending at Beg of Period		New Cases Filed	Cases Transferred In / Reactivated			Total
	62		7	1			70
Terminations	Bankruptcy	Default	RefVacated	Court Trial	Dismiss	Other	Total
	0	3	0	0	3	3	9
	Total Pending at End of Period						61
<b>RUSSO, JOHN J</b>							
	Pending at Beg of Period		New Cases Filed	Cases Transferred In / Reactivated			Total
	54		11	0			65
Terminations	Bankruptcy	Default	RefVacated	Court Trial	Dismiss	Other	Total
	0	2	0	0	2	1	5
	Total Pending at End of Period						60
<b>RUSSO, MICHAEL J</b>							
	Pending at Beg of Period		New Cases Filed	Cases Transferred In / Reactivated			Total
	73		7	2			82
Terminations	Bankruptcy	Default	RefVacated	Court Trial	Dismiss	Other	Total
	0	2	0	0	6	1	9
	Total Pending at End of Period						73
<b>RUSSO, NANCY MARGARET</b>							
	Pending at Beg of Period		New Cases Filed	Cases Transferred In / Reactivated			Total
	59		13	0			72
Terminations	Bankruptcy	Default	RefVacated	Court Trial	Dismiss	Other	Total
	0	0	0	0	12	3	15
	Total Pending at End of Period						57
<b>SAFFOLD, JEFFREY P</b>							
	Pending at Beg of Period		New Cases Filed	Cases Transferred In / Reactivated			Total
	55		12	1			68
Terminations	Bankruptcy	Default	RefVacated	Court Trial	Dismiss	Other	Total
	0	1	0	0	6	2	9
	Total Pending at End of Period						59
<b>SAFFOLD, SHIRLEY STRICKLAND</b>							
	Pending at Beg of Period		New Cases Filed	Cases Transferred In / Reactivated			Total
	81		10	0			91
Terminations	Bankruptcy	Default	RefVacated	Court Trial	Dismiss	Other	Total
	0	2	0	0	5	8	15
	Total Pending at End of Period						76
<b>SANTOLI, ANDREW J.</b>							

**CUYAHOGA COUNTY COURT OF COMMON PLEAS**

DATE: 08/09/2023  
 TIME: 07:16 AM

**Foreclosure Statistics by Judge**  
 Reporting Period: July 2023

PAGE: 5  
 CMSR1062

<b>Judge</b>							
	Pending at Beg of Period		New Cases Filed		Cases Transferred In / Reactivated		Total
	87		6		0		93
Terminations	Bankruptcy	Default	RefVacated	Court Trial	Dismiss	Other	Total
	0	3	0	0	4	3	10
	Total Pending at End of Period						83
<b>SHAUGHNESSY, MICHAEL P</b>							
	Pending at Beg of Period		New Cases Filed		Cases Transferred In / Reactivated		Total
	60		12		1		73
Terminations	Bankruptcy	Default	RefVacated	Court Trial	Dismiss	Other	Total
	0	2	0	0	2	6	10
	Total Pending at End of Period						63
<b>SHEEHAN, BRENDAN J</b>							
	Pending at Beg of Period		New Cases Filed		Cases Transferred In / Reactivated		Total
	37		6		0		43
Terminations	Bankruptcy	Default	RefVacated	Court Trial	Dismiss	Other	Total
	0	0	0	0	0	3	3
	Total Pending at End of Period						40
<b>SUTULA, JOHN D</b>							
	Pending at Beg of Period		New Cases Filed		Cases Transferred In / Reactivated		Total
	93		12		1		106
Terminations	Bankruptcy	Default	RefVacated	Court Trial	Dismiss	Other	Total
	1	5	0	0	10	1	17
	Total Pending at End of Period						89
<b>SUTULA, KATHLEEN ANN</b>							
	Pending at Beg of Period		New Cases Filed		Cases Transferred In / Reactivated		Total
	70		10		1		81
Terminations	Bankruptcy	Default	RefVacated	Court Trial	Dismiss	Other	Total
	0	8	0	0	4	5	17
	Total Pending at End of Period						64
<b>SYNENBERG, JOAN</b>							
	Pending at Beg of Period		New Cases Filed		Cases Transferred In / Reactivated		Total
	68		11		1		80
Terminations	Bankruptcy	Default	RefVacated	Court Trial	Dismiss	Other	Total
	1	3	0	0	10	7	21
	Total Pending at End of Period						59
<b>TURNER, DEBORAH M</b>							
	Pending at Beg of Period		New Cases Filed		Cases Transferred In / Reactivated		Total
	84		9		1		94
Terminations	Bankruptcy	Default	RefVacated	Court Trial	Dismiss	Other	Total
	0	4	0	0	5	6	15
	Total Pending at End of Period						79
<b>VODREY, WILLIAM F. B.</b>							



**CUYAHOGA COUNTY COURT OF COMMON PLEAS**

DATE: 08/09/2023  
 TIME: 07:16 AM

**Foreclosure Statistics by Judge**  
 Reporting Period: July 2023

PAGE: 6  
 CMSR1062

**Judge**

Pending at Beg of Period		New Cases Filed		Cases Transferred In / Reactivated			Total
	92		10		0		102
Terminations							
	Bankruptcy	Default	RefVacated	Court Trial	Dismiss	Other	Total
	0	2	0	0	8	4	14
					Total Pending at End of Period		88

*Monthly Summary*

# MONTHLY SUMMARY

## July 2023

NAME	PEND	ASSIGNED			TRIALS						DISP	PENDING				+ -
		CV	CR	TOT	JURY			COURT				CV	FR	CR	TOT	
Richard A. Bell	383	48	26	74	0	0	0	2	0	2	98	199	71	89	359	+ 24
Deena R. Calabrese	400	53	31	84	0	0	0	0	0	0	83	205	79	117	401	- 1
Maureen Clancy	358	46	26	72	1	1	2	0	0	0	70	180	74	106	360	- 2
Cassandra Collier-Willia	504	46	32	78	0	0	0	0	0	0	96	251	54	181	486	+ 18
Peter J. Corrigan	468	46	29	75	0	1	1	0	0	0	82	257	54	150	461	+ 7
Nancy A. Fuerst	407	44	28	72	0	0	0	0	0	0	80	219	77	103	399	+ 8
Steven E. Gall	469	46	34	80	0	1	1	1	0	1	86	243	69	151	463	+ 6
Hollie L. Gallagher	381	49	27	76	0	0	0	0	0	0	79	214	63	101	378	+ 3
Kelly A. Gallagher	419	45	29	74	0	1	1	0	0	0	56	253	97	87	437	- 18
Shannon M. Gallagher	336	45	34	79	0	0	0	0	0	0	72	198	52	93	343	- 7
Daniel Gaul	464	46	31	77	0	0	0	0	1	1	61	211	82	187	480	- 16
Emily Hagan	351	47	28	75	0	0	0	0	0	0	69	200	74	83	357	- 6
Kevin J. Kelley	551	45	34	79	0	0	0	0	0	0	110	224	77	219	520	+ 31
Ashley Kilbane	405	42	23	65	0	0	0	0	0	0	62	203	76	129	408	- 3
David T. Matia	428	42	26	68	0	0	0	0	0	0	75	245	84	92	421	+ 7
Timothy McCormick	404	45	29	74	0	1	1	1	0	1	77	229	77	95	401	+ 3
William T. McGinty	446	43	38	81	1	1	2	0	1	1	62	263	61	141	465	- 19
Sherrie Miday	416	48	30	78	0	0	0	0	1	1	70	251	64	109	424	- 8
Brian Mooney	447	45	32	77	0	0	0	2	1	3	81	216	93	134	443	+ 4
Jennifer O'Donnell	488	45	28	73	0	2	2	0	0	0	96	218	66	181	465	+ 23
John P. O'Donnell	380	45	26	71	0	2	2	1	0	1	50	224	61	116	401	- 21
John J. Russo	346	45	28	73	0	0	0	1	0	1	55	194	60	110	364	- 18
Michael J. Russo	415	45	22	67	0	0	0	1	0	1	69	218	72	123	413	+ 2
Nancy Margaret Russo	231	45	29	74	0	0	0	1	1	2	93	100	57	55	212	+ 19
Jeffrey P. Saffold	516	48	36	84	0	0	0	0	0	0	68	315	57	160	532	- 16
Shirley Strickland Saffold	457	43	30	73	0	2	2	0	0	0	84	224	76	146	446	+ 11
Andrew J. Santoli	428	45	32	77	0	0	0	0	0	0	73	253	83	96	432	- 4
Michael P. Shaughnessy	347	45	34	79	0	0	0	0	0	0	55	198	61	112	371	- 24
Brendan J. Sheehan	157	23	12	35	0	0	0	1	0	1	29	89	39	35	163	- 6
John D. Sutula	661	42	27	69	0	1	1	0	0	0	131	291	87	221	599	+ 62
Kathleen Ann Sutula	530	45	26	71	0	3	3	0	0	0	104	232	62	203	497	+ 33
Joan Synenberg	432	47	37	84	0	0	0	0	2	2	101	248	58	109	415	+ 17
Deborah M. Turner	535	49	22	71	0	4	4	1	0	1	95	278	78	155	511	+ 24
William F.B. Vodrey	541	44	29	73	0	0	0	0	0	0	93	223	87	211	521	+ 20
<b>TOTALS</b>	14501	1527	985	2512	2	20	22	12	7	19	2665	7566	2382	4400	14348	+ 153

*Year to Date Summary*

# SUMMARY FOR THE COURT

## January - July 2023

NAME	PEND	ASSIGNED			TRIALS						DISP	PENDING				+ -
		CV	CR	TOT	JURY			COURT				CV	FR	CR	TOT	
Richard A. Bell	388	335	221	556	0	4	4	3	0	3	585	199	71	89	359	+ 29
Deena R. Calabrese	451	337	226	563	0	3	3	0	0	0	613	205	79	117	401	+ 50
Maureen Clancy	373	321	210	531	4	12	16	2	0	2	544	180	74	106	360	+ 13
Cassandra Collier-Willia	511	313	256	569	0	3	3	0	3	3	594	251	54	181	486	+ 25
Peter J. Corrigan	489	309	207	516	1	7	8	0	0	0	544	257	54	150	461	+ 28
Nancy A. Fuerst	409	351	224	575	2	4	6	2	1	3	585	219	77	103	399	+ 10
Steven E. Gall	488	330	262	592	0	8	8	3	2	5	617	243	69	151	463	+ 25
Hollie L. Gallagher	387	333	189	522	2	3	5	0	2	2	531	214	63	101	378	+ 9
Kelly A. Gallagher	417	328	205	533	1	6	7	0	2	2	513	253	97	87	437	- 20
Shannon M. Gallagher	435	325	227	552	0	0	0	2	0	2	644	198	52	93	343	+ 92
Daniel Gaul	499	323	263	586	1	4	5	1	1	2	605	211	82	187	480	+ 19
Emily Hagan	461	328	235	563	1	5	6	0	2	2	667	200	74	83	357	+ 104
Kevin J. Kelley	525	334	258	592	0	6	6	0	0	0	597	224	77	219	520	+ 5
Ashley Kilbane	438	330	218	548	0	4	4	0	1	1	578	203	76	129	408	+ 30
David T. Matia	422	326	204	530	0	2	2	0	1	1	531	245	84	92	421	+ 1
Timothy McCormick	403	332	221	553	1	3	4	4	1	5	555	229	77	95	401	+ 2
William T. McGinty	472	320	247	567	1	5	6	0	5	5	574	263	61	141	465	+ 7
Sherrie Miday	501	334	209	543	0	3	3	2	2	4	620	251	64	109	424	+ 77
Brian Mooney	405	342	225	567	0	4	4	2	1	3	529	216	93	134	443	- 38
Jennifer O'Donnell	494	335	216	551	0	3	3	2	0	2	580	218	66	181	465	+ 29
John P. O'Donnell	372	302	201	503	3	4	7	2	3	5	474	224	61	116	401	- 29
John J. Russo	356	332	222	554	1	3	4	2	0	2	546	194	60	110	364	- 8
Michael J. Russo	390	311	173	484	1	4	5	2	1	3	461	218	72	123	413	- 23
Nancy Margaret Russo	253	346	182	528	0	2	2	1	1	2	569	100	57	55	212	+ 41
Jeffrey P. Saffold	568	336	257	593	0	2	2	0	6	6	629	315	57	160	532	+ 36
Shirley Strickland Saffold	525	346	227	573	0	13	13	2	0	2	652	224	76	146	446	+ 79
Andrew J. Santoli	443	326	215	541	1	5	6	0	0	0	552	253	83	96	432	+ 11
Michael P. Shaughnessy	373	327	238	565	1	4	5	3	3	6	567	198	61	112	371	+ 2
Brendan J. Sheehan	149	166	76	242	0	1	1	3	2	5	228	89	39	35	163	- 14
John D. Sutula	744	331	274	605	2	4	6	3	2	5	750	291	87	221	599	+ 145
Kathleen Ann Sutula	525	333	237	570	0	5	5	2	1	3	598	232	62	203	497	+ 28
Joan Synenberg	564	378	256	634	0	3	3	5	4	9	783	248	58	109	415	+ 149
Deborah M. Turner	534	365	247	612	3	7	10	4	1	5	635	278	78	155	511	+ 23
William F.B. Vodrey	571	325	237	562	1	6	7	1	1	2	612	223	87	211	521	+ 50
<b>TOTALS</b>	15335	11110	7565	18675	27	152	179	53	49	102	19662	7566	2382	4400	14348	+ 987

*Corrections/Adjustments*