



***Statistics Report
October 2023***

***Brendan J. Sheehan
Administrative and Presiding Judge***

TABLE OF CONTENTS

Criminal Statistics

Newly Filed, Re-Activated and Transferred in Cases _____ 4

Yearly Criminal Terminations _____ 5

Pending Criminal Cases End of Period _____ 6

Clearance Rate _____ 7

Arrest to Disposition Timeline _____ 8

Average Arrest to Disposition Timeline (Jail Cases) _____ 9

Average Arrest to Disposition Timeline (Non-Jail Cases) _____ 10

Average Arrest to Disposition Timeline (Jail and Non-Jail Cases) _____ 11

Yearly Average Arrest to Disposition Timeline _____ 12

Indictments and Informations Filed With the Clerk of Courts _____ 13

Bail Case Arraignment Activity _____ 14

Overall Arraignment Statistics _____ 15

Foreclosure Statistics

Total Pending Judicial Foreclosure Cases Referred to Magistrates _____ 17

Total Pending Tax Lien & Certificate Cases Referred to Magistrates _____ 18

Percentage of Pending Judicial Foreclosure Cases By Filing Year _____ 19

Judicial Foreclosure Clearance Rate Year 2023 _____ 20

Avg. Number of Days to Disp. (Excl. Bank. Stays & Tax Lien & Tax Cert.) _____ 21

Avg. Number of Days to Disp. (Excl. Bank. Stays & Incl. Tax Lien & Tax Cert.) _____ 22

Total New Judicial Foreclosure Filings _____ 23

New Marsh of Lien/Quiet Title/Partition Case Filings for Years 2011 – 2023 YTD _____ 24

New Marsh of Lien/Quiet Title/Partition Case Filings by month for 2023 YTD _____ 24

New Tax Lien & Certificate Filings for Years 2011 – 2023 YTD _____ 25

New Tax Lien & Certificate Filings by Month for Year 2023 YTD _____ 25

Total New Judicial Foreclosure Filings Years 2011 – 2023 YTD _____ 26

Total New Judicial Foreclosure Filings by Month for Year 2023 YTD _____ 26

Magistrate's Monthly Reports _____ 27

Report CMSR1062 - Judicial Foreclosure Statistics by Judge _____ 35

Monthly Summary _____ 41

Year to Date Summary _____ 43

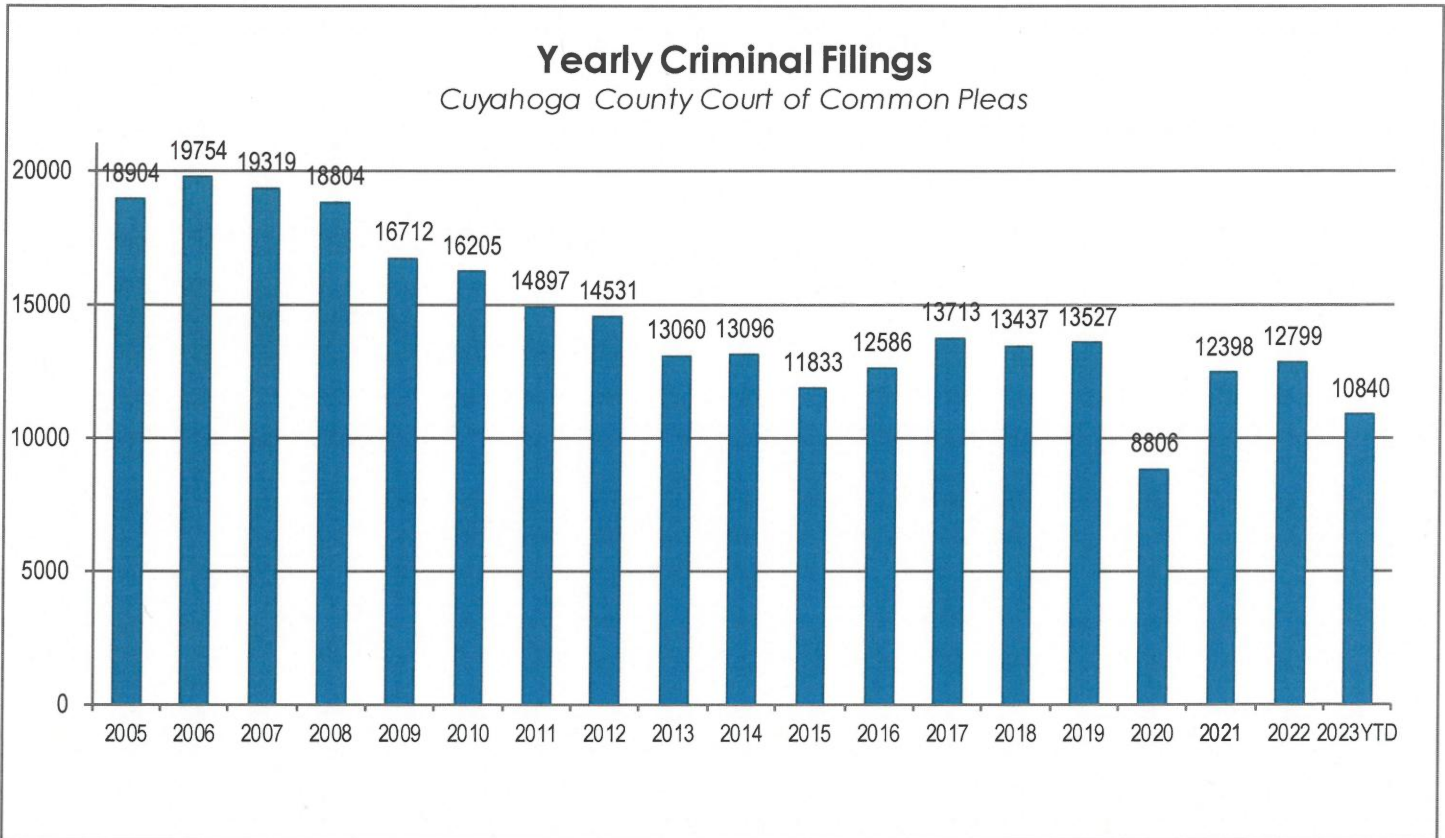
Corrections/Adjustments _____ 45

Criminal Case Statistics

CUYAHOGA COUNTY COMMON PLEAS COURT

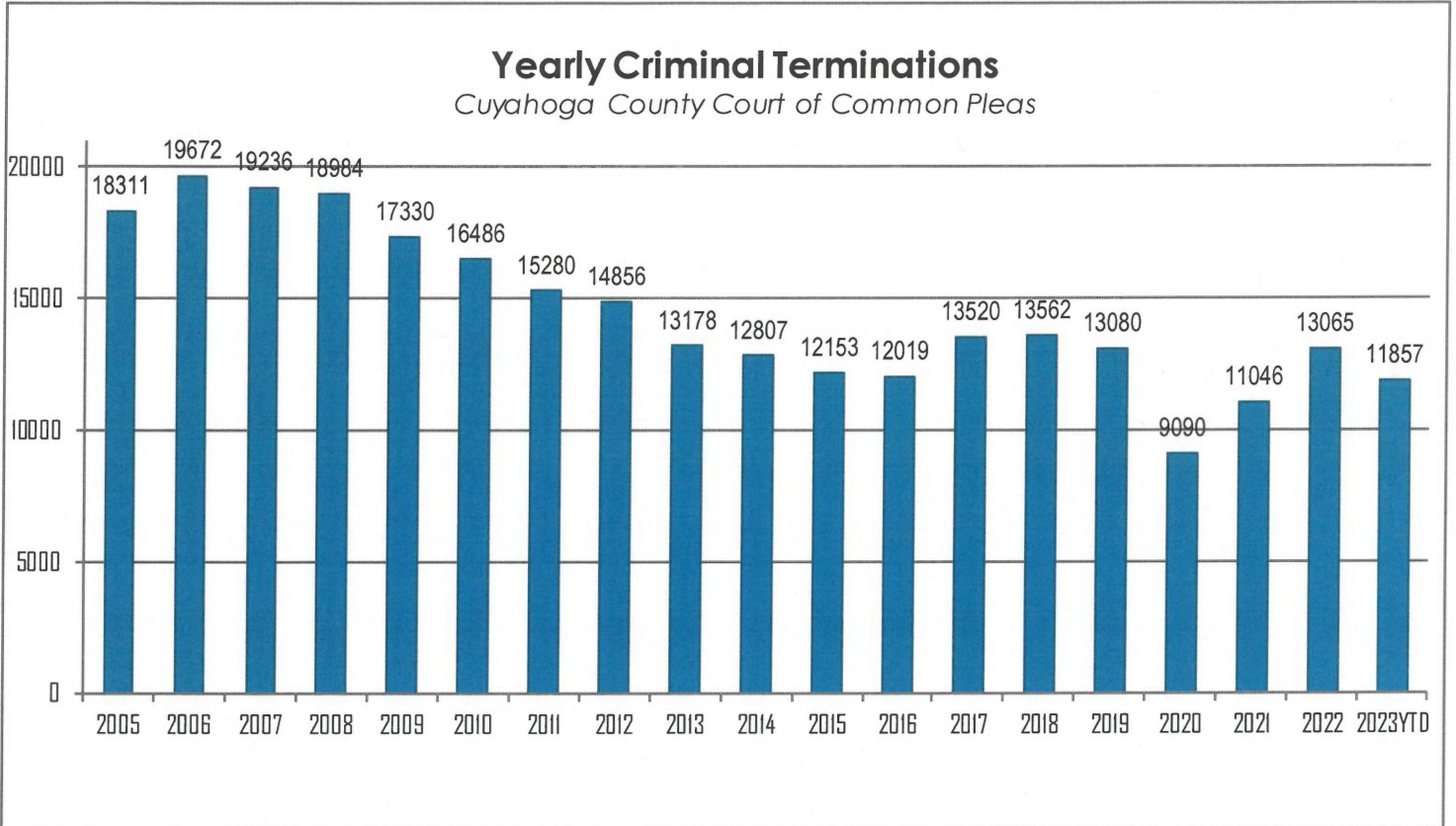
Newly Filed, Re-Activated and Transferred in Cases

The following chart is a representation of all filed cases in Cuyahoga County Court of Common Pleas from 2005 – October 2023. Newly filed cases are defined as having been arraigned and assigned to a Judge. Re-activated cases are defined as cases where a defendant was unavailable for trial and has now become ready to proceed. Transferred cases are defined as cases moved from one judge's docket to another. This could be due to re-assignment to a Mental Health Judge or after additional information indicates that by Court rule, the case should have been assigned to another Judge.



Yearly Criminal Terminations

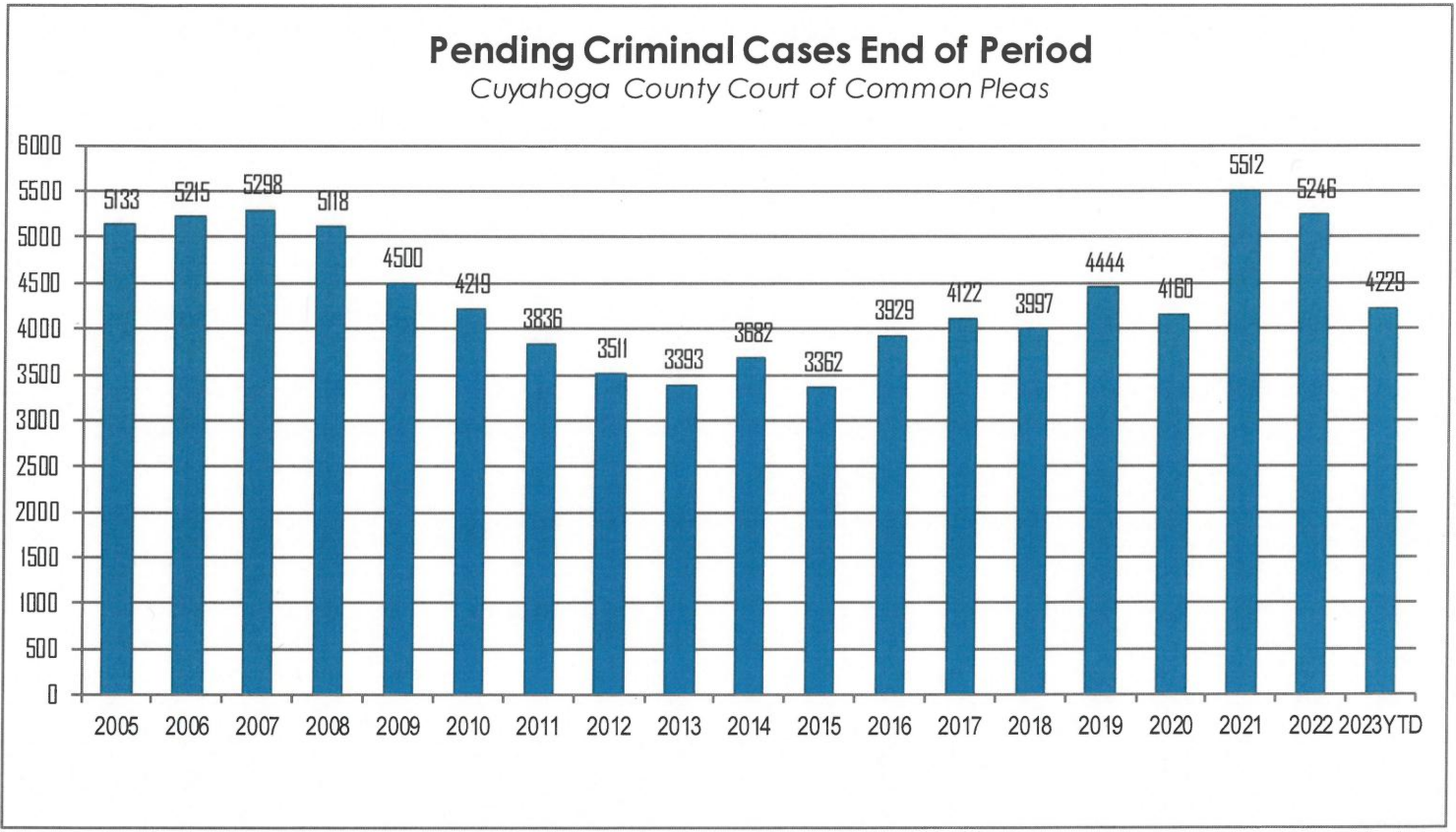
The following chart represents cases that have been terminated by the court from 2005 – October 2023. These cases have been terminated either by trial; plea, dismissal or a defendant is unavailable for trial or sentencing.



CUYAHOGA COUNTY COMMON PLEAS COURT

Pending Criminal Cases End of Period

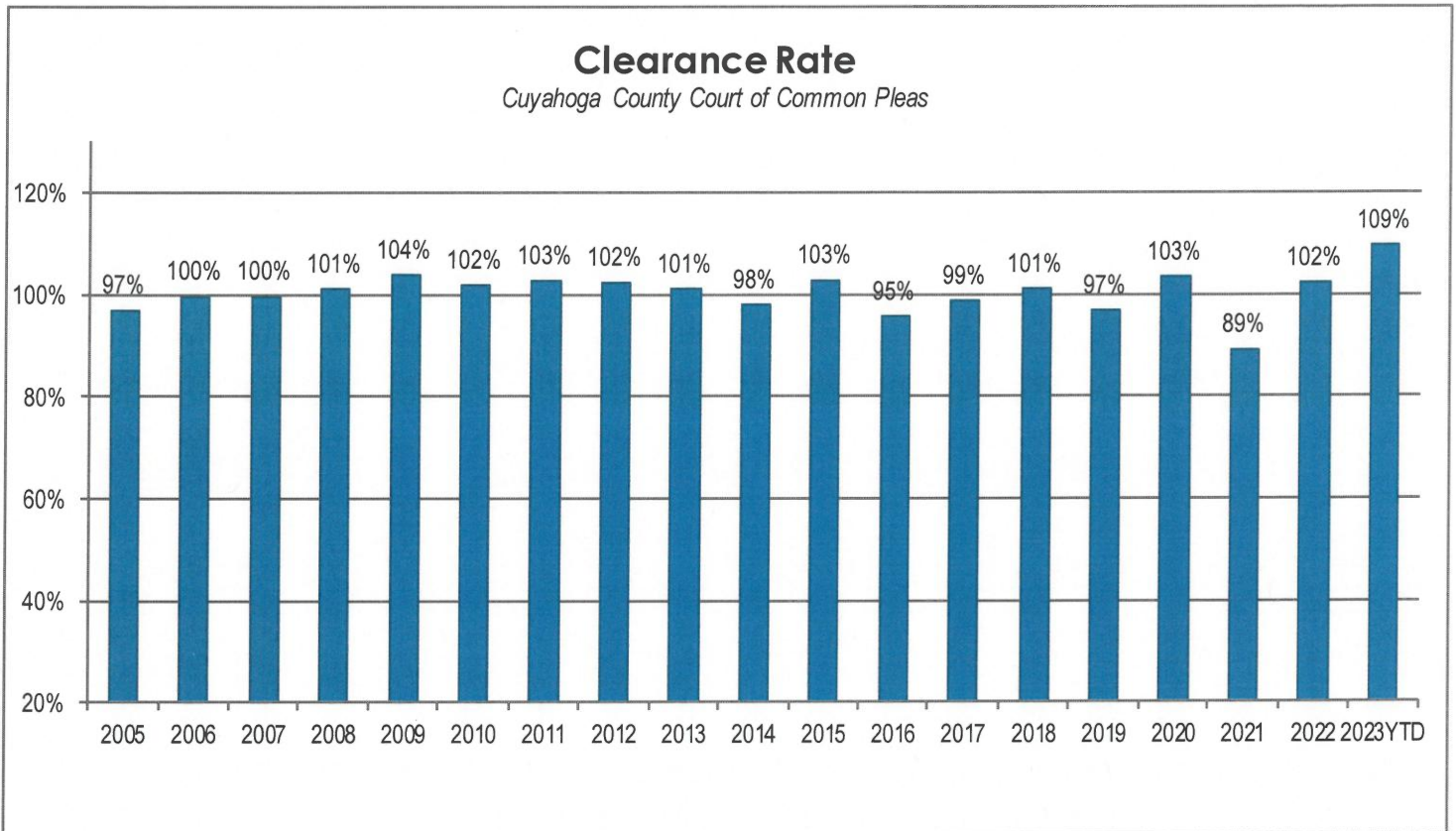
The following chart represents the total number of cases pending at the end of the reporting period from 2005 – October 2023. Pending criminal cases at the end of the period is determined by adding the total number of pending cases at the beginning of the reporting period, and all newly filed, re-activated and transferred in cases. The total number of cases terminated in the period is subtracted from the sum total pending at the beginning of the period to give the value pending at the end of the period.



CUYAHOGA COUNTY COMMON PLEAS COURT

Clearance Rate

The Clearance Rate is the total number of outgoing cases as a percentage of the number of incoming cases. Clearance rate measures whether the court is keeping up with its incoming caseload. If cases are not disposed in a timely manner, a backlog of cases awaiting disposition will grow. A Clearance Rate of 100% indicates that at least as many cases have been filed, reopened, or reactivated in a period have been disposed.



Arrest to Disposition Timeline

Arrest to disposition timeline is a method to measure how felony cases flow through the Cuyahoga County Criminal Justice System. By capturing how long a case takes to move from stage to stage, we can examine where problems may exist and where potential improvements in case processing can be made.

The source data was extracted from the Cuyahoga County Court of Common Pleas Case Management System. The overall population of sample data was based on cases terminated in a given month excluding cases that have gone through diversion programs. A case is defined as a defendant and all charges involved in a single incident. The period for the extracted data is from October 2023.

The stages examined were:

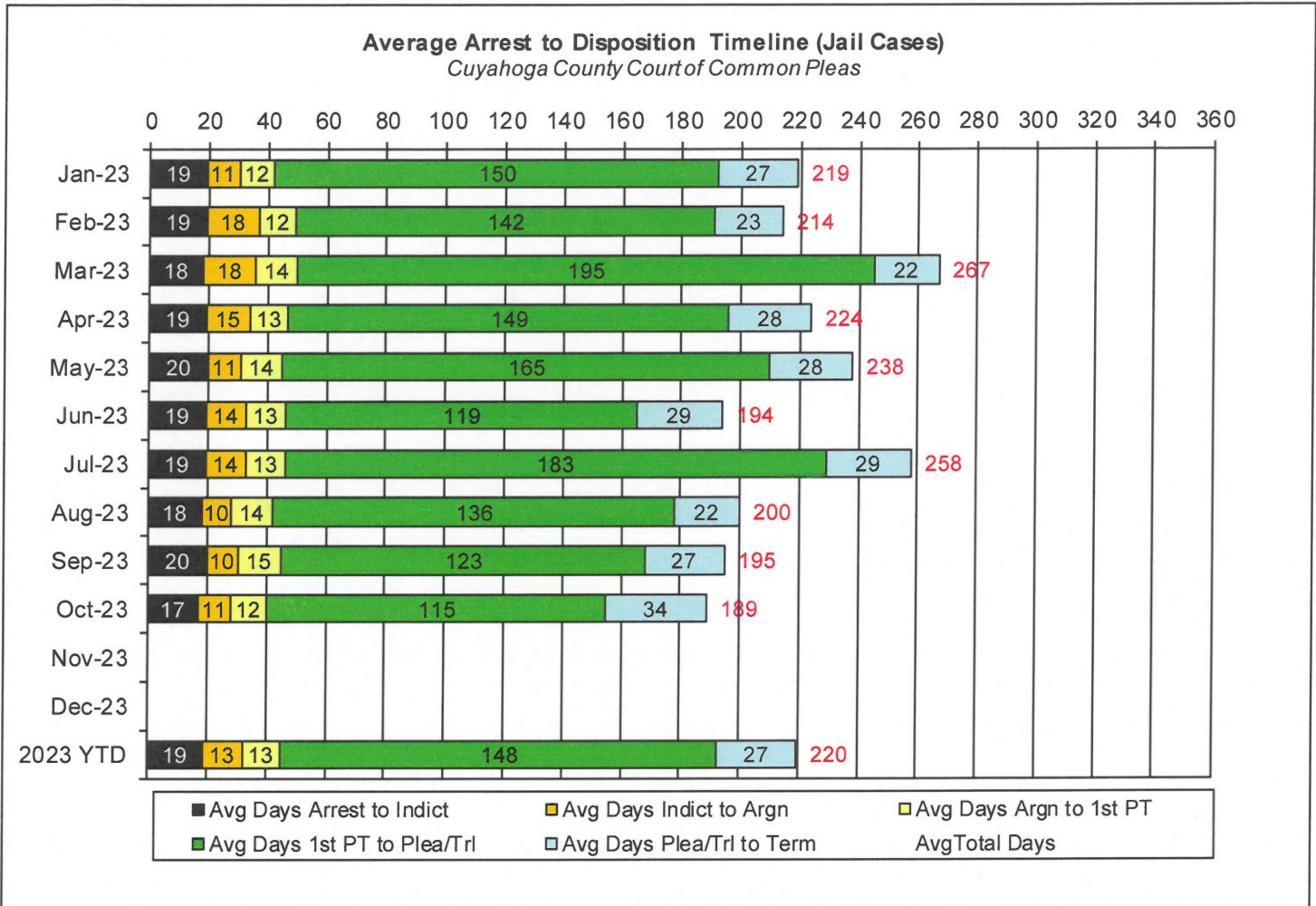
Arrest to Indictment
Indictment to Arraignment
Arraignment to 1st Pre-Trial
1st Pre-Trial to Plea/Trial
Plea/Trial to Termination

Due to the fact that each case may or may not have all of the stage date elements, a method to arrive at stage averages was applied. For a case to be included in the average for a stage there would need to be both dates for the given stage. A case would be included in the Arrest to Indictment stage if both arrest date and indictment date were available. This method was applied to each of the five stages. Next we calculated the total number of cases that met the date criteria for each of the ranges and also the total number of days between each date. To arrive at an average, the total number of days for each case in each range was calculated and divided by the total number of cases that met the date criteria. If a case had a time period or periods where the defendant was capiased or referred to the Psych Clinic, that amount of time was subtracted from the appropriate range. For re-indicted cases, the original arrest date is used.

The following three charts are for Jail, Non-Jail and combined Jail and Non-Jail cases. Jail and Non-Jail cases are defined by the posting of bond prior to plea or trial.

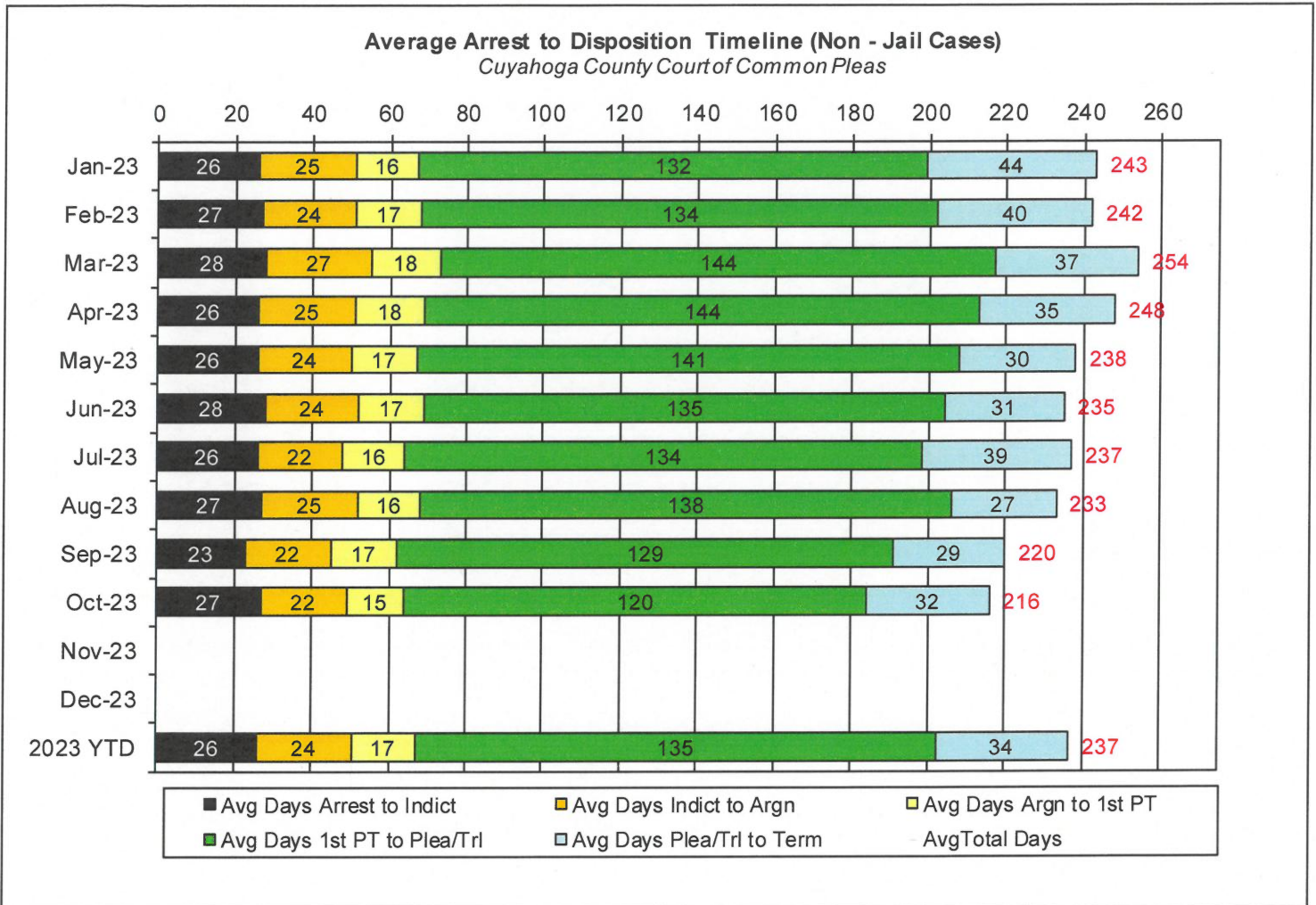
CUYAHOGA COUNTY COMMON PLEAS COURT

Average Arrest to Disposition Timeline (Jail Cases)



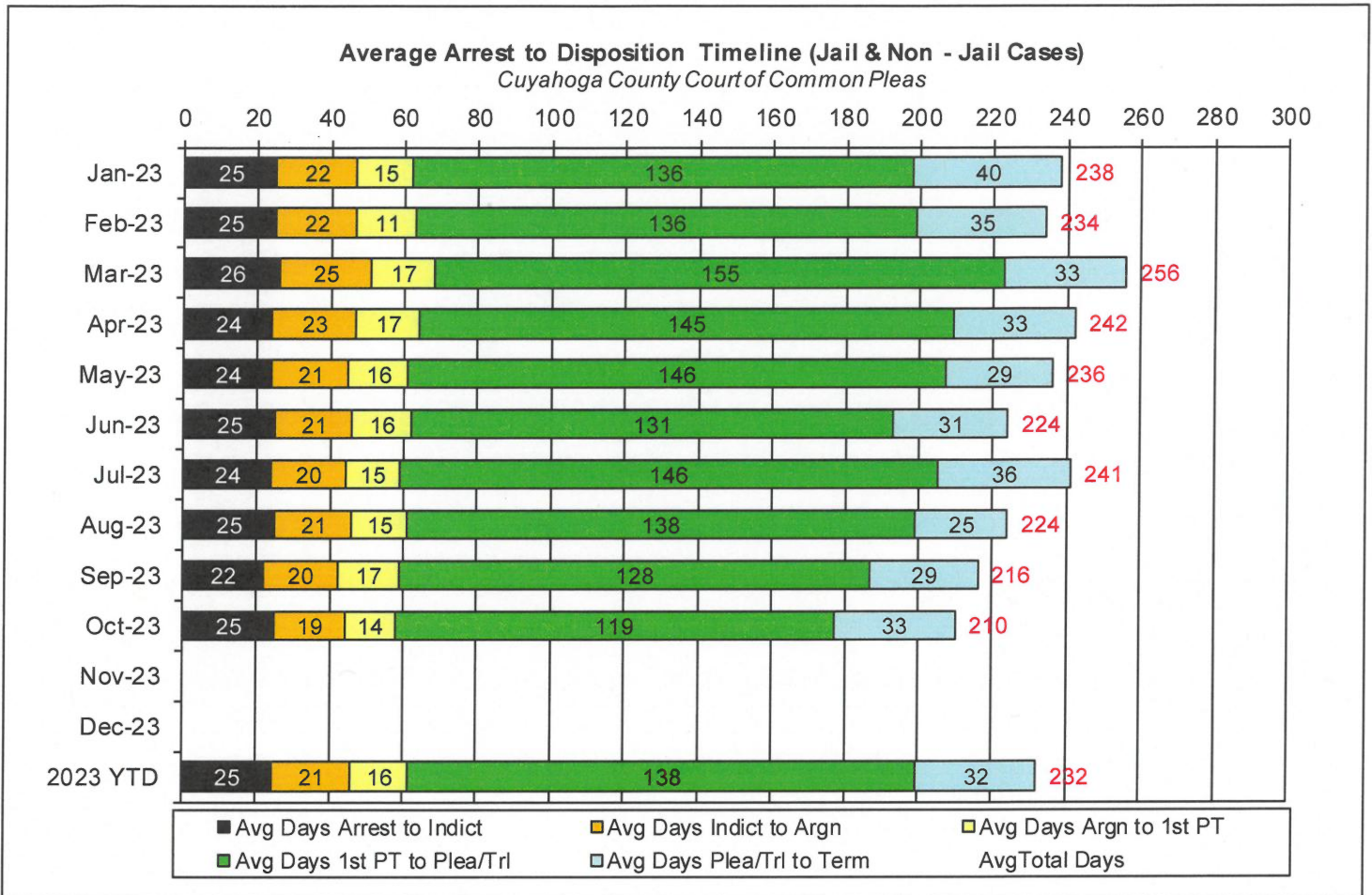
CUYAHOGA COUNTY COMMON PLEAS COURT

Average Arrest to Disposition Timeline (Non-Jail Cases)



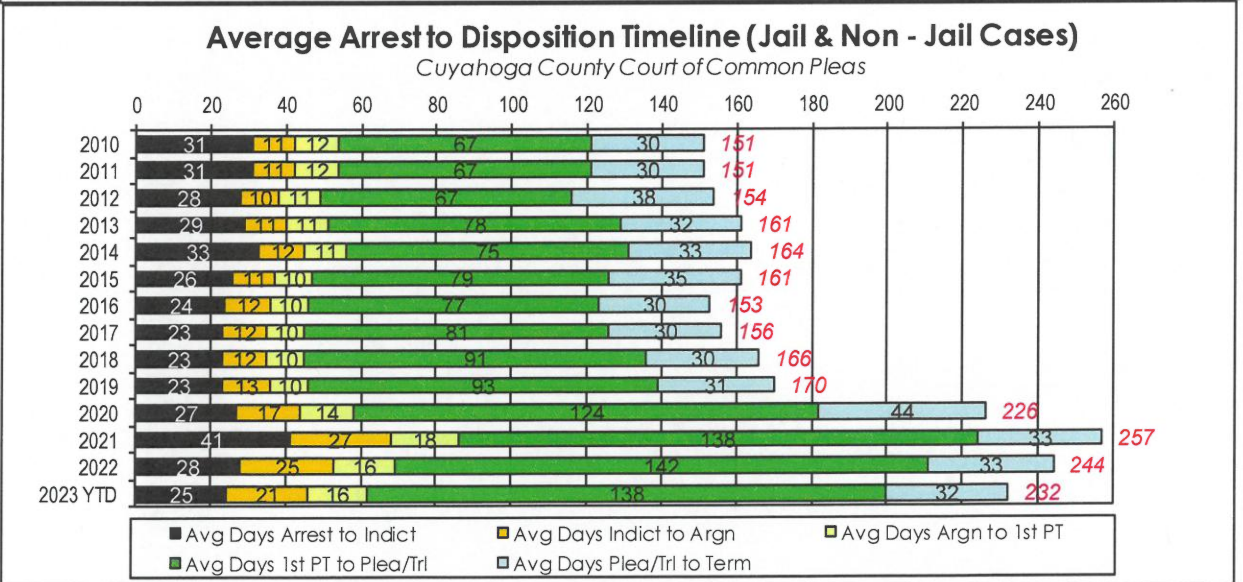
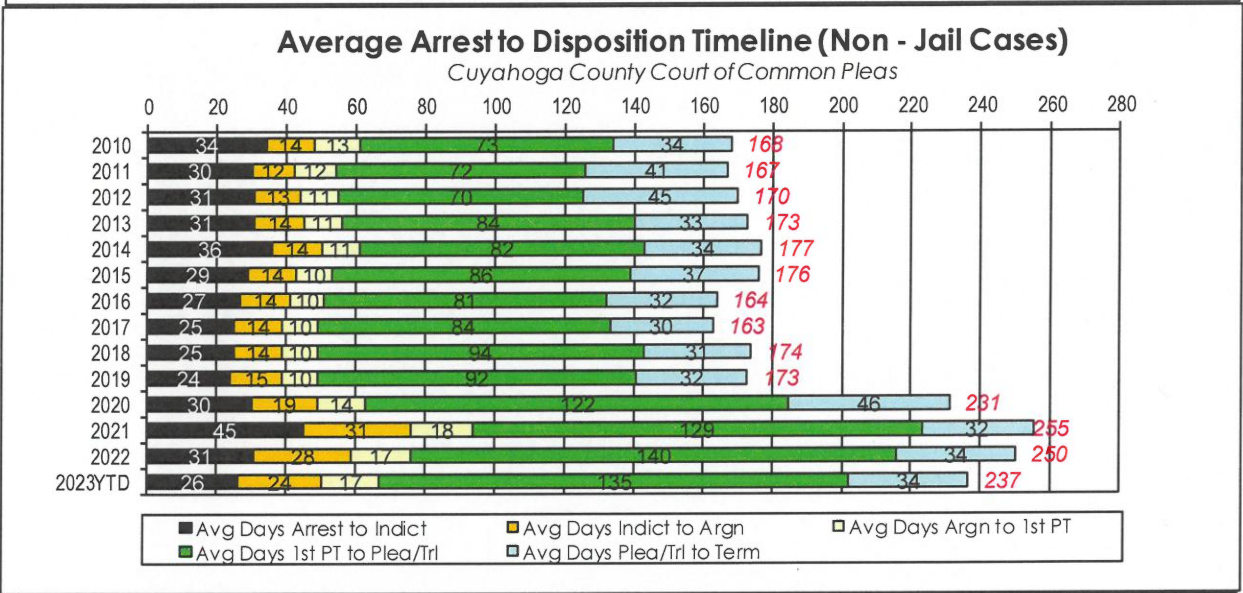
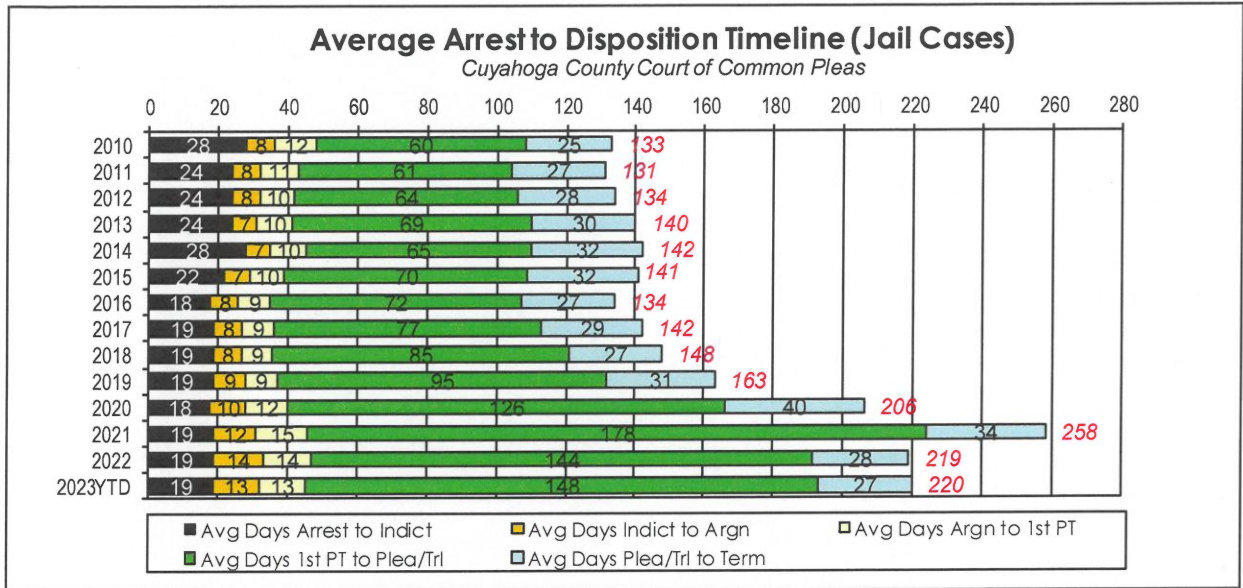
CUYAHOGA COUNTY COMMON PLEAS COURT

Average Arrest to Disposition Timeline (Jail and Non-Jail Cases)



CUYAHOGA COUNTY COMMON PLEAS COURT

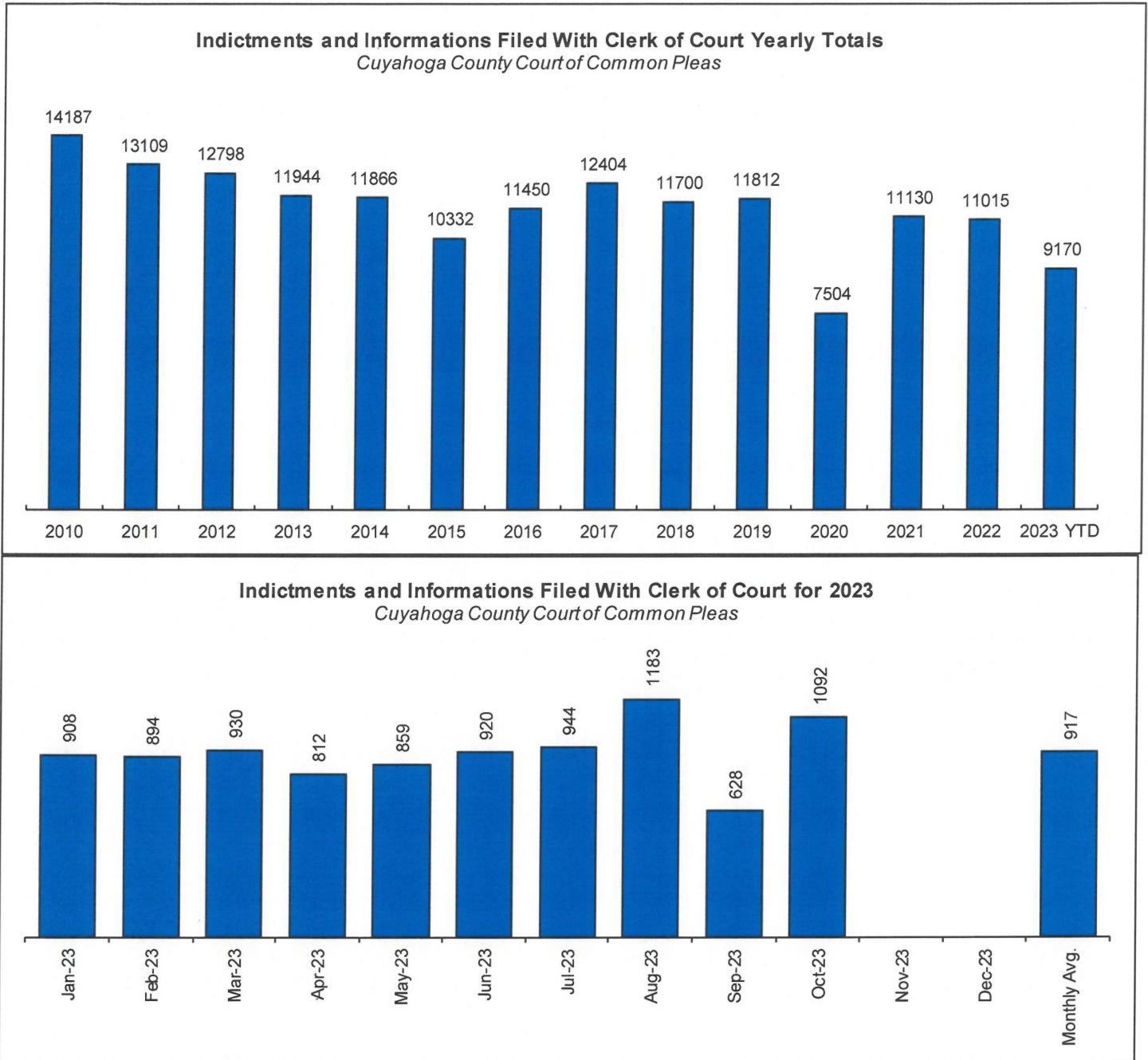
Yearly Average Arrest to Disposition Timeline



CUYAHOGA COUNTY COMMON PLEAS COURT

Indictments and Informations Filed With the Clerk of Courts

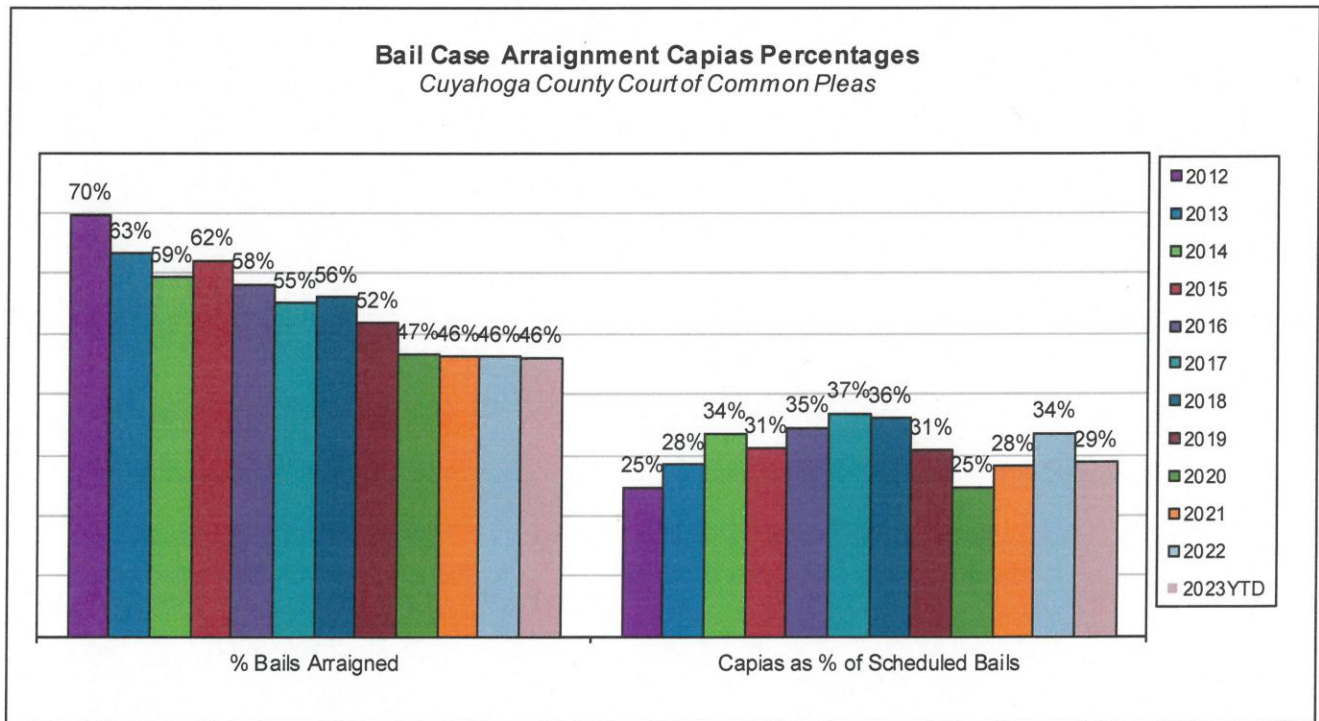
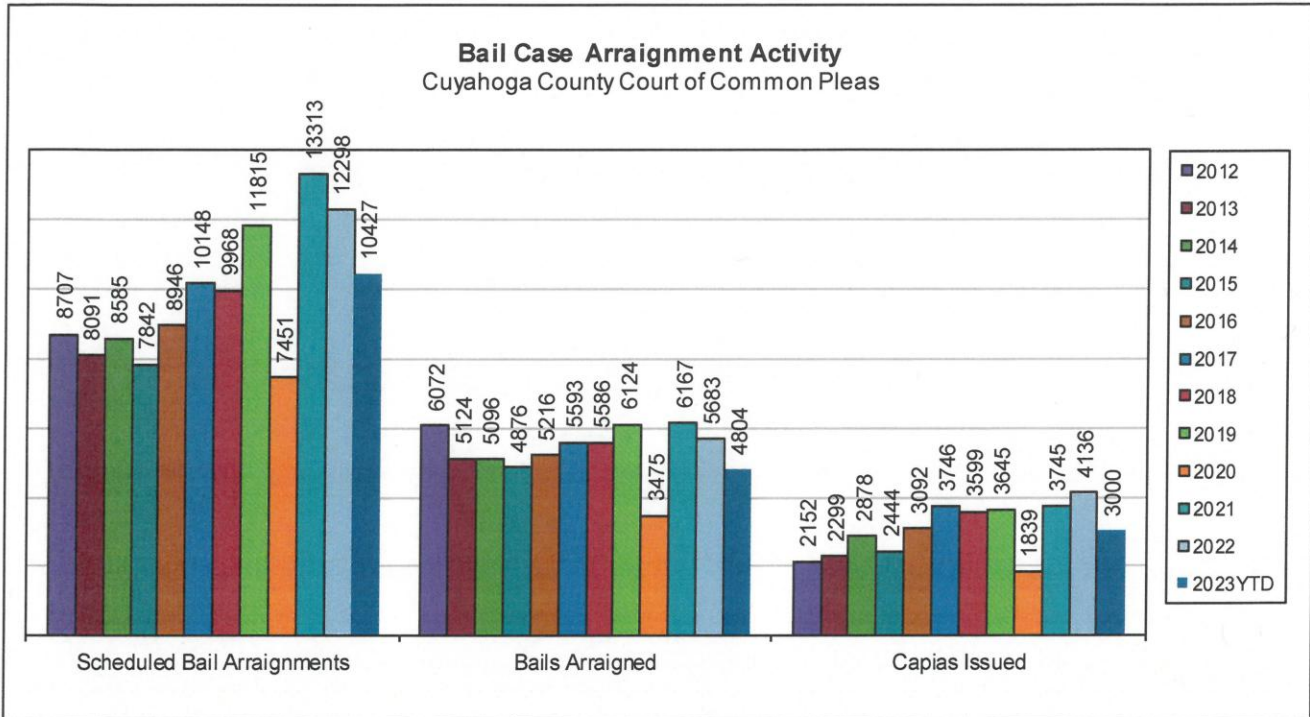
The following charts are reflective of Indictments and Informations filed with the Criminal Clerk of Courts from 2010. The source for this information was the Criminal Clerk's Office.



CUYAHOGA COUNTY COMMON PLEAS COURT

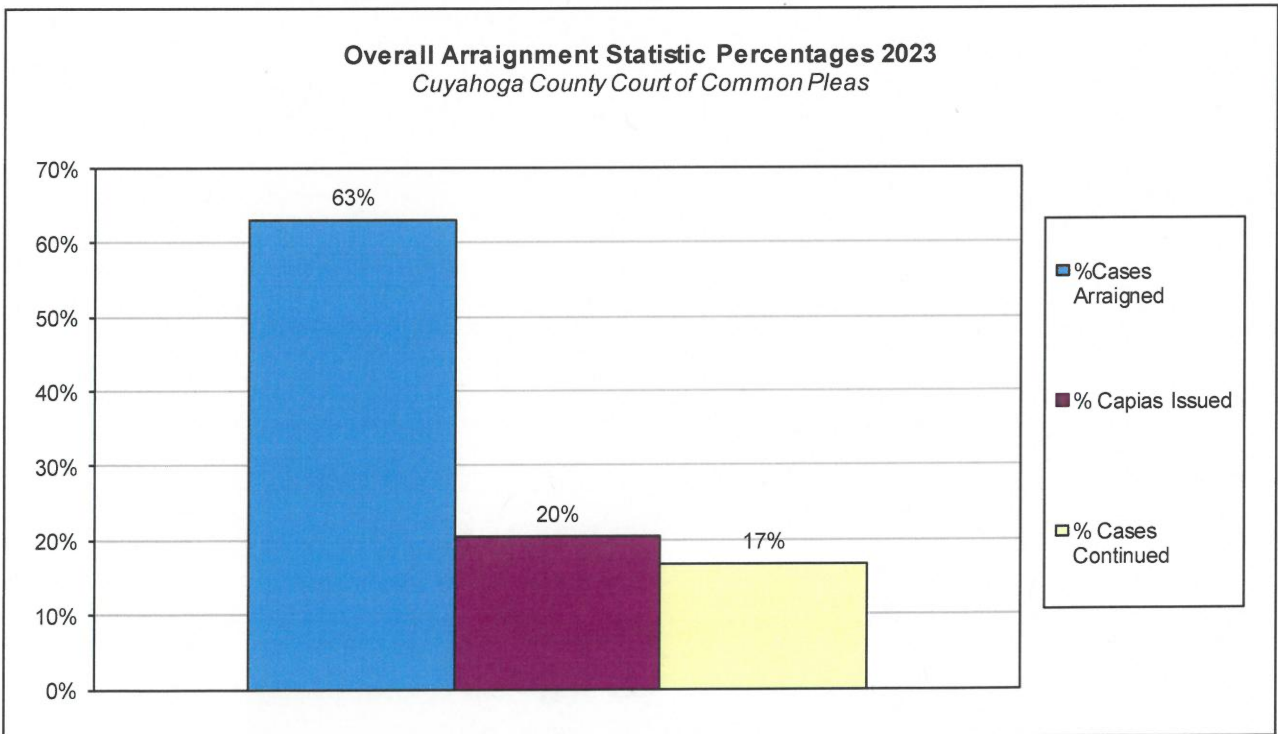
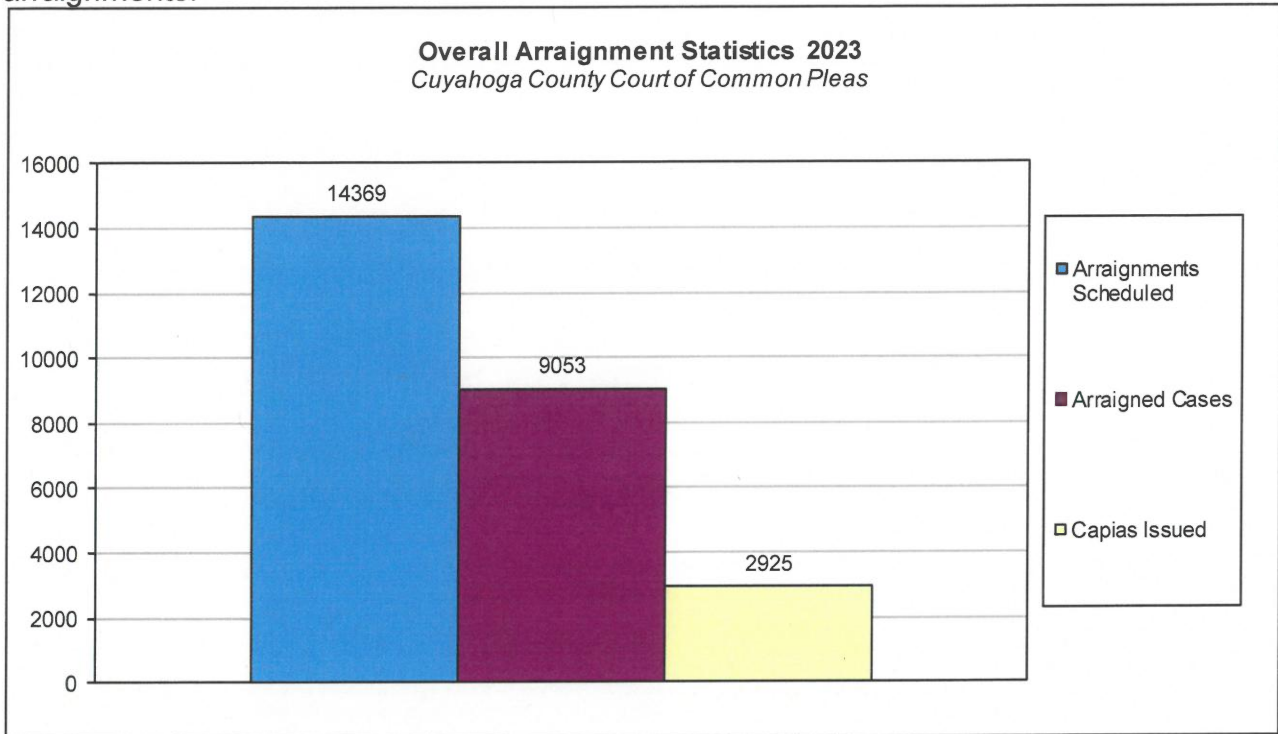
Bail Case Arraignment Activity

The following charts are reflective of arraignment activity where the defendant was not incarcerated at the time of arraignment. The source for this information was the Criminal Records Department.



Overall Arraignment Statistics

The arraignment statistics were provided by the Criminal Records Department. They are provided to give a representation of arraignment activity in the Court in 2023. These statistics include jail and non – jail arraignments.



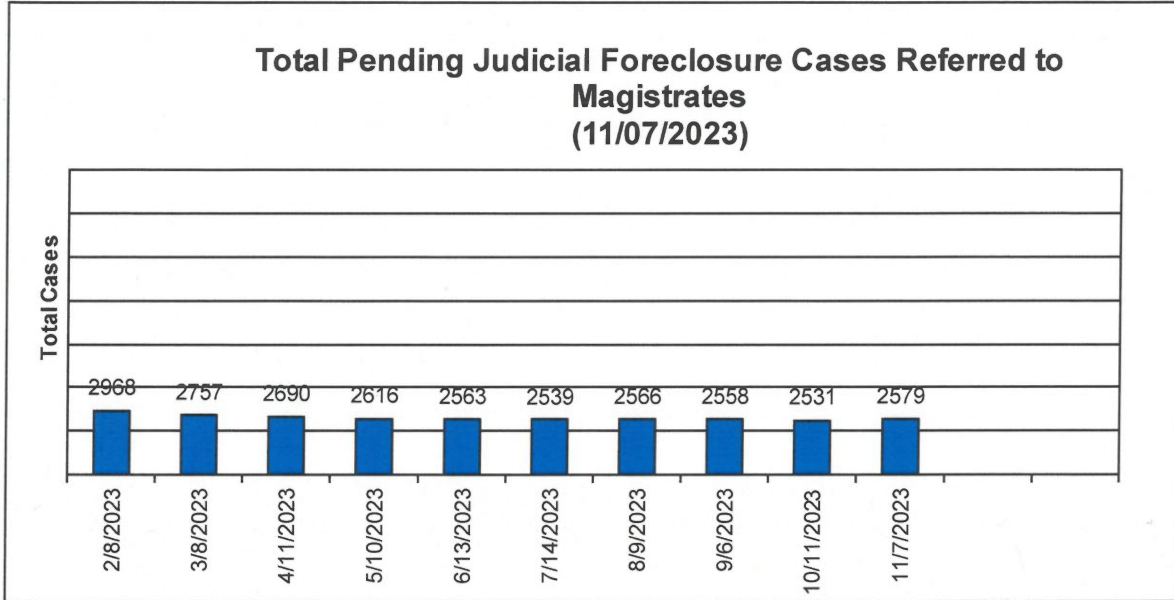
Judicial Foreclosure Statistics¹

¹ For clarification purposes, Foreclosure cases in this report are identified as Judicial Foreclosure filings (filing codes 1460 (Foreclosure Marsh. Of Lien), 1465(Tax Lien), 1466 (Tax Certificate), 1470 (Quiet Title), and 1480 (Partition)). These cases are different from Board of Revision Foreclosures, which are not reported here.

CUYAHOGA COUNTY COMMON PLEAS COURT

Total Pending Judicial Foreclosure Cases Referred to Magistrates

The following chart is a display of the total number of pending Judicial Foreclosure cases referred to the Magistrates on specific dates. The table below shows the number of these cases pending from each year since 2012.

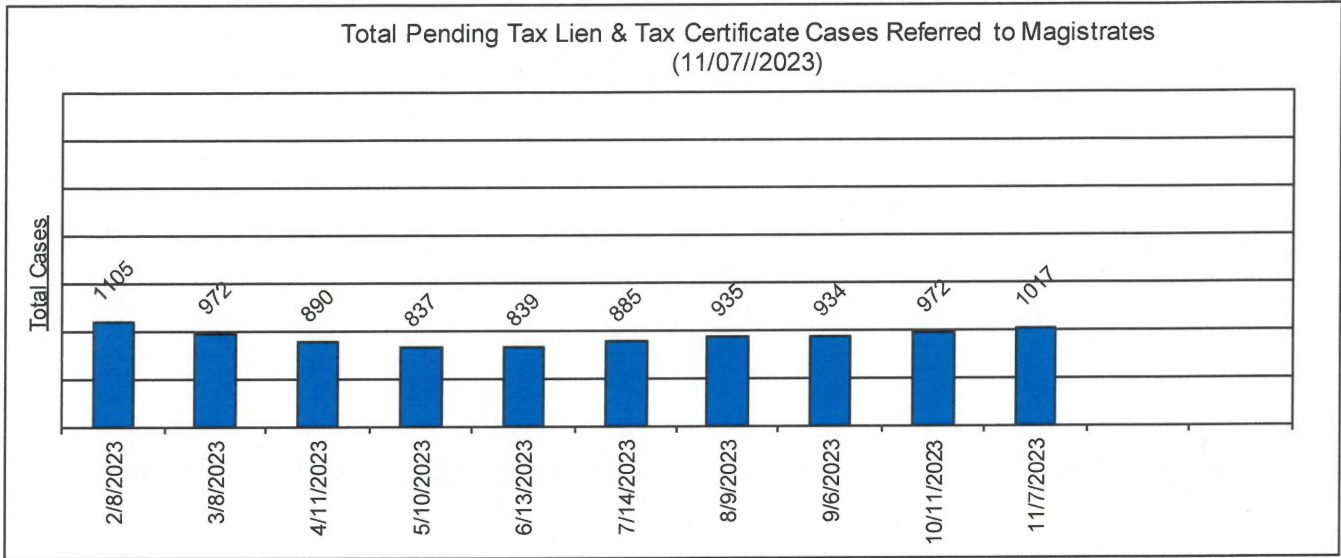


	As of:	2/8/2023	3/8/2023	4/11/2023	5/10/2023	6/13/2023	7/14/2023	8/9/2023	9/6/2023	10/11/2023	11/7/2023		
Year													
2003		0	0	0	0	0	0	1	0	0	0		
2010		1	0	1	1	1	1	1	1	0	0		
2011		0	0	0	0	0	0	0	1	1	0		
2012		0	0	0	0	0	1	0	0	0	0		
2013		1	0	0	1	1	0	0	0	0	0		
2015		4	3	2	2	2	2	2	1	1	1		
2016		7	5	4	3	4	3	4	4	2	2		
2017		5	5	5	4	4	4	4	3	2	1		
2018		14	14	10	7	9	9	7	8	6	6		
2019		48	35	28	24	18	15	11	9	10	11		
2020		52	38	30	27	21	19	18	13	9	10		
2021		249	167	111	92	62	47	43	39	33	26		
2022		2173	1764	1394	1090	830	620	532	454	318	241		
2023		414	726	1105	1365	1611	1818	1943	2025	2149	2281		
Total		2968	2757	2690	2616	2563	2539	2566	2558	2531	2579		

CUYAHOGA COUNTY COMMON PLEAS COURT

Total Pending Tax Lien & Certificate Cases Referred to Magistrates

The following chart is a display of the number of pending tax Judicial Foreclosure cases referred to the Magistrates on specific dates. The table below shows the number of pending tax Judicial Foreclosure cases in each year since 2010.




	As of:	2/8/2023	3/8/2023	4/11/2023	5/10/2023	6/13/2023	7/14/2023	8/9/2023	9/6/2023	10/11/2023	11/7/2023		
Year													
2010		1	1	1	1	1	1	1	1	1	1		
2011		0	0	0	0	0	0	0	1	1	0		
2012		0	0	0	0	0	1	0	0	0	0		
2013		1	0	0	1	1	0	0	0	0	0		
2015		4	4	3	3	3	3	3	2	2	2		
2016		3	2	2	1	1	1	2	2	3	3		
2017		0	0	0	0	0	0	0	0	1	0		
2018		5	5	4	1	1	1	1	1	1	1		
2019		6	5	4	4	4	2	2	2	3	2		
2020		21	16	12	13	11	9	10	6	3	4		
2021		150	91	52	41	25	17	15	16	14	10		
2022		755	584	436	312	203	138	105	82	56	32		
2023		159	264	376	460	589	712	796	821	887	962		
Total		1105	972	890	837	839	885	935	934	972	1017		

CUYAHOGA COUNTY COMMON PLEAS COURT

Percentage of Pending Judicial Foreclosure Cases By Filing Year

The following chart is a representation of the total number of pending Judicial Foreclosure cases by filing year expressed as a percentage on a specific date. The table below is the supporting data for this chart.

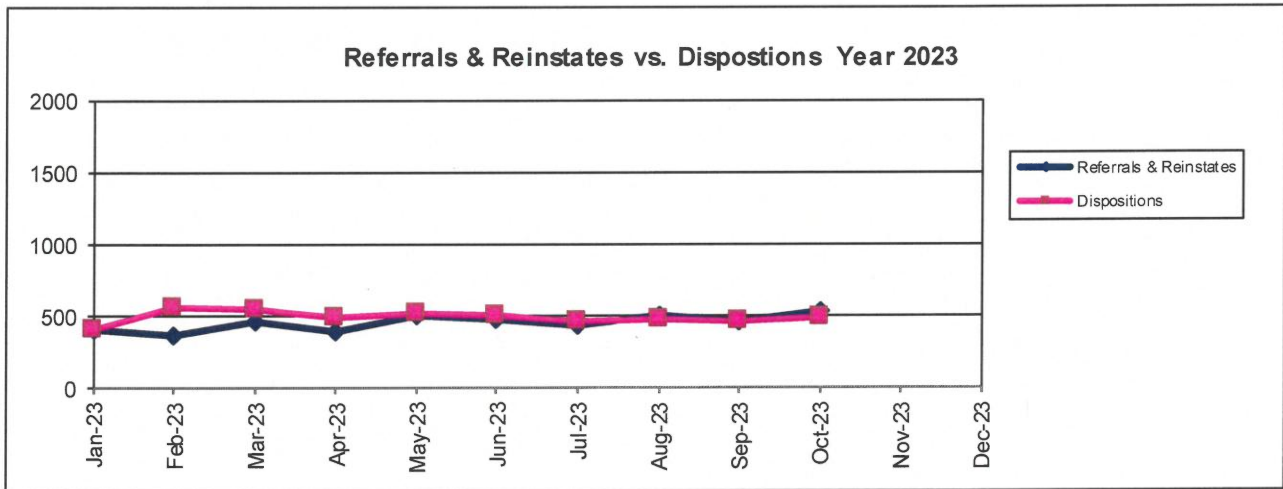
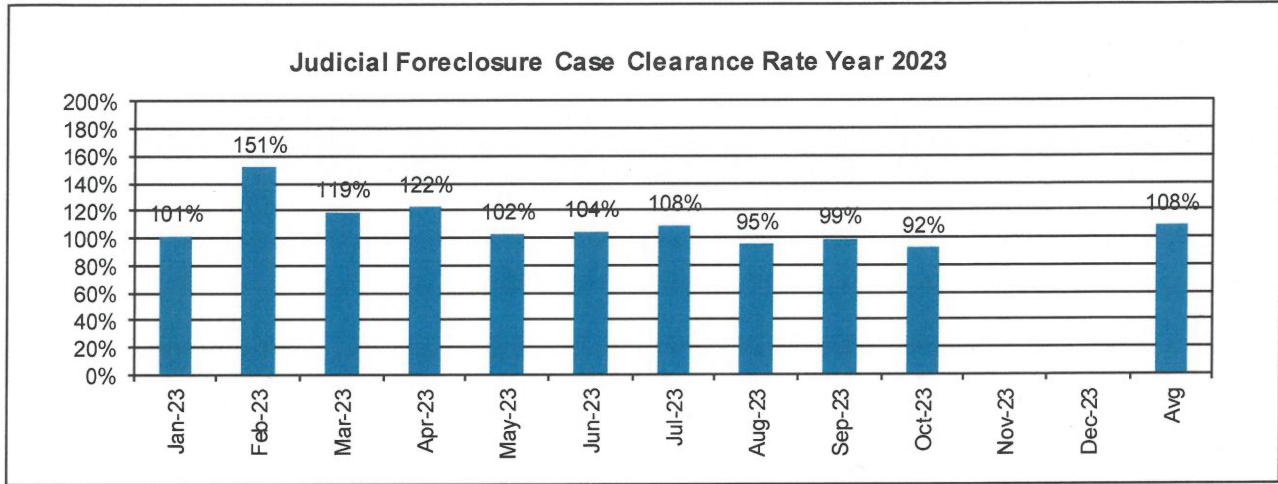


Year	As of:	11/7/2023	% of Total
2003		0	0.00%
2010		0	0.00%
2011		0	0.00%
2012		0	0.00%
2013		0	0.00%
2015		1	0.04%
2016		2	0.08%
2017		1	0.04%
2018		6	0.23%
2019		11	0.43%
2020		10	0.39%
2021		26	1.01%
2022		241	9.34%
2023		2281	88.45%
Total		2579	100.00%

CUYAHOGA COUNTY COMMON PLEAS COURT

Judicial Foreclosure Clearance Rate Year 2023

The Clearance Rate is the number of outgoing cases as a percentage of the number of incoming cases. Clearance rate measures whether the court is keeping up with its incoming caseload. If cases are not disposed in a timely manner, a backlog of cases awaiting disposition will grow. A Clearance Rate of 100% indicates that at least as many cases as have been filed, reopened, or reactivated in a period have been disposed.

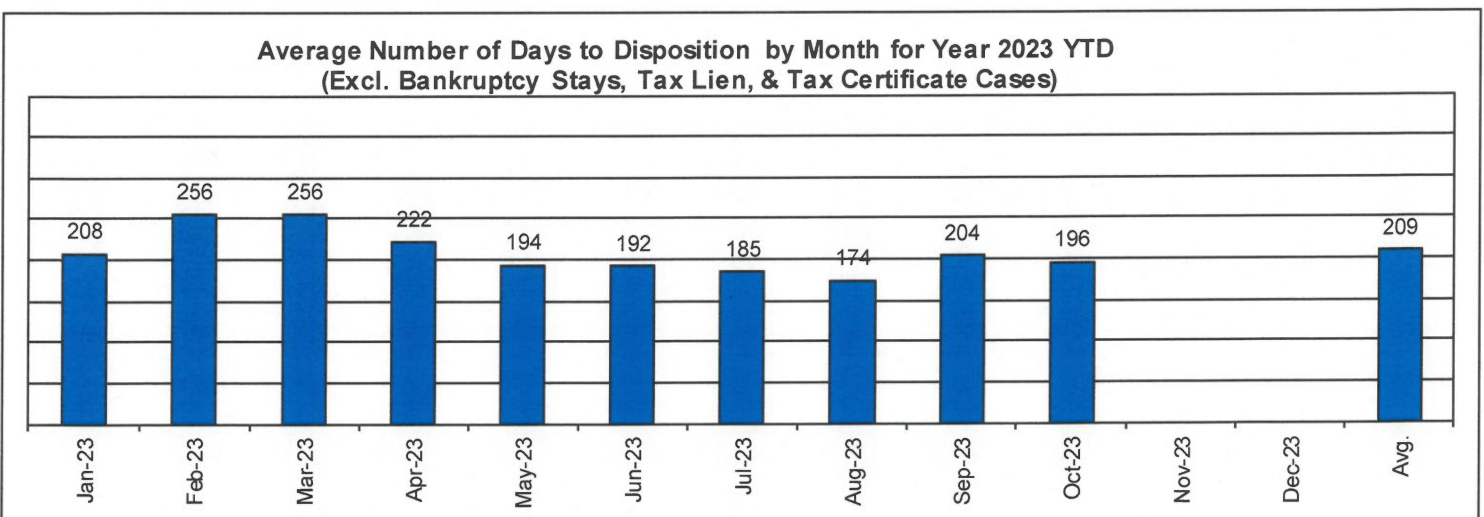
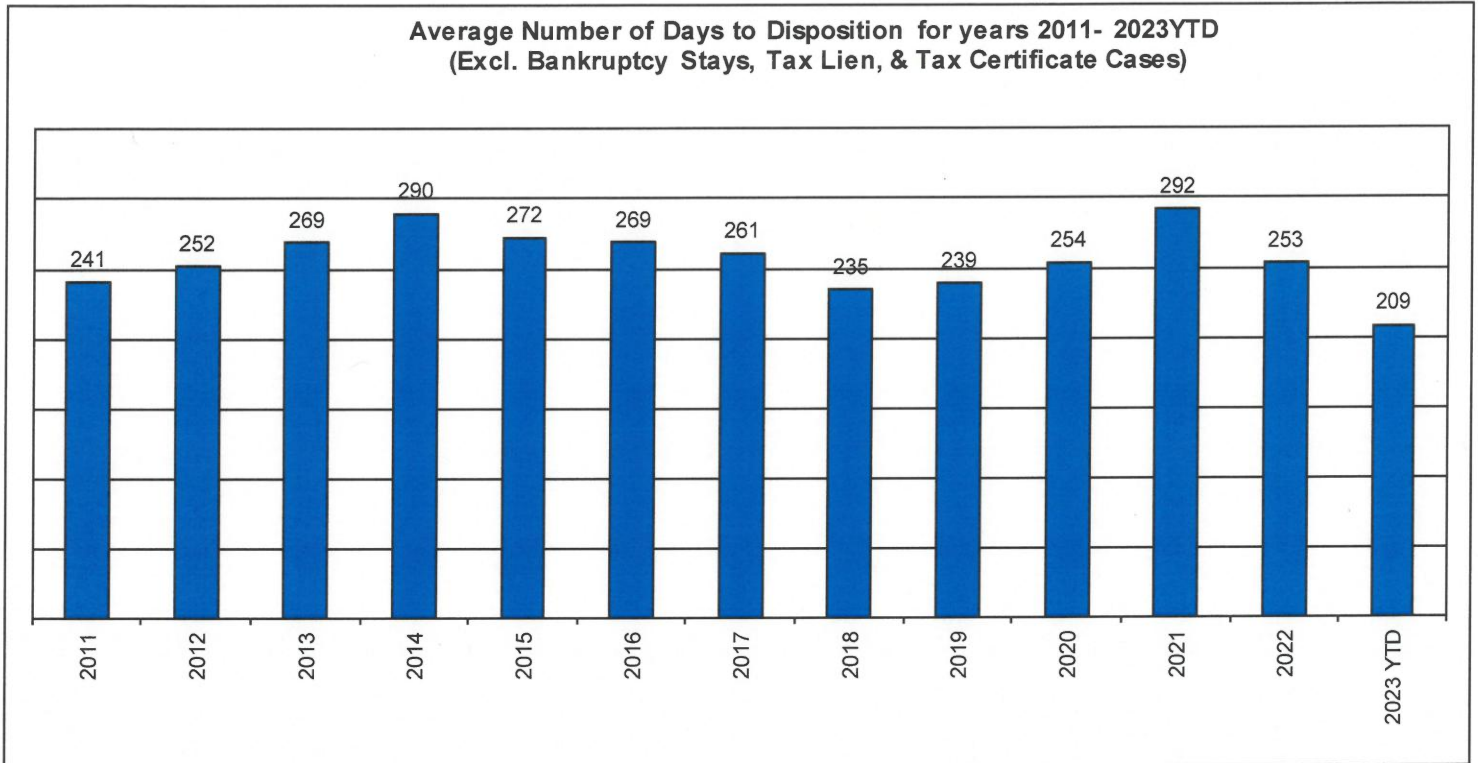


	Referrals & Reinstates	Dispositions	Clearance Rate
Jan-23	403	408	101%
Feb-23	369	559	151%
Mar-23	458	544	119%
Apr-23	395	483	122%
May-23	503	514	102%
Jun-23	476	495	104%
Jul-23	430	466	108%
Aug-23	501	474	95%
Sep-23	467	461	99%
Oct-23	530	487	92%
Nov-23			
Dec-23			
Avg	453	489	108%
Total	4532	4891	

CUYAHOGA COUNTY COMMON PLEAS COURT

Avg. Number of Days to Disp. (Excl. Bank. Stays & Tax Lien & Tax Cert.)

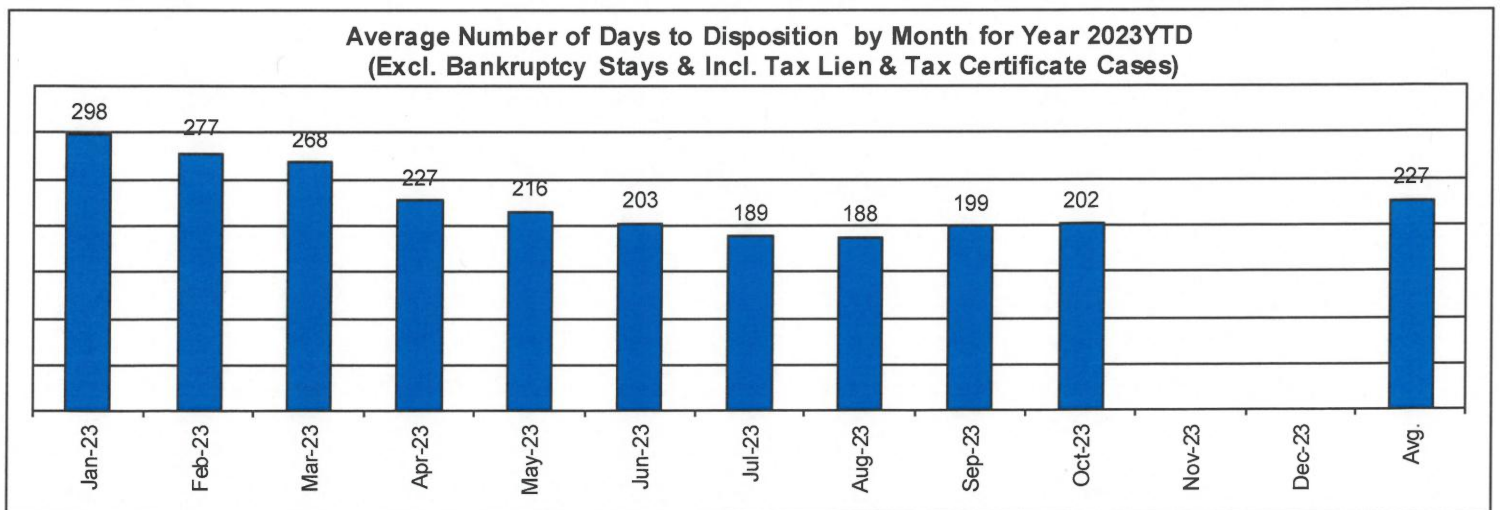
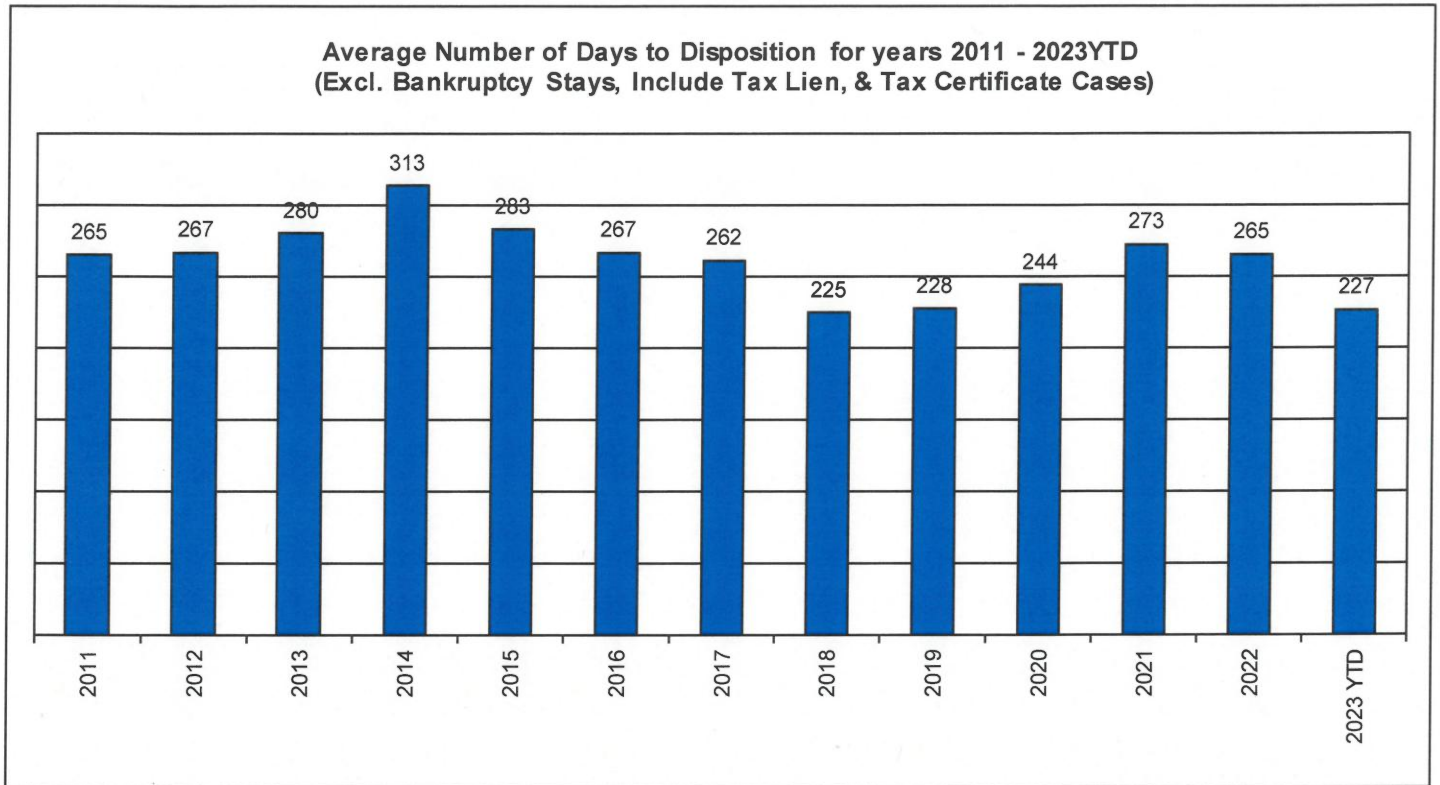
The average number of days to disposition is the number of days from filing to a final disposition entry being filed with the Clerk of Court. The data sample is based on all judicial foreclosure cases terminated by decree or dismissal (cases terminated by bankruptcy are not included) in a month. Each case is examined to determine the number of days between filing and termination with the periods that a case may have been in bankruptcy subtracted. Adding the total days of all of the cases minus bankruptcy periods and dividing by the total number of cases calculates the average. In the following chart, tax judicial foreclosure cases are excluded.



CUYAHOGA COUNTY COMMON PLEAS COURT

Avg. Number of Days to Disp. (Excl. Bank. Stays & Incl. Tax Lien & Tax Cert.)

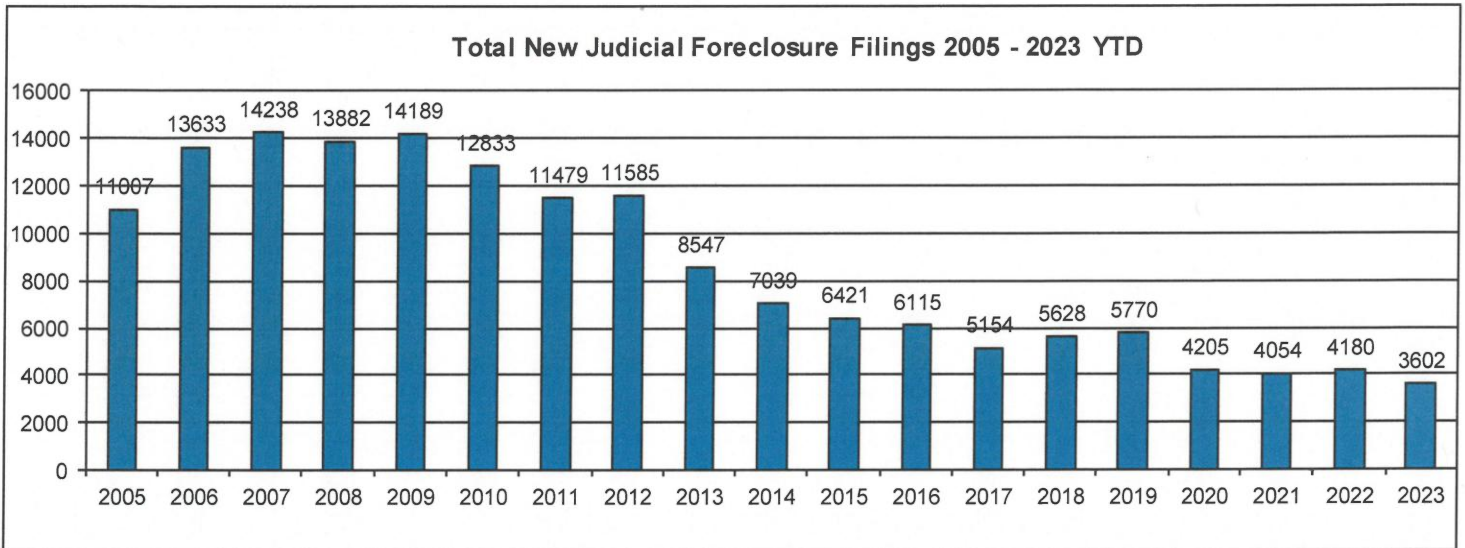
The average number of days to disposition is the number of days from filing to a final disposition entry being filed with the Clerk of Court. The data sample is based on all Judicial Foreclosure cases terminated by decree or dismissal (cases terminated by bankruptcy are not included) in a month. Each case is examined to determine the number of days between filing and termination with the periods that a case may have been in bankruptcy subtracted. Adding the total days of all of the cases minus bankruptcy periods and dividing by the total number of cases calculates the average. In the following chart, all types of Judicial Foreclosure cases are included.



Total New Judicial Foreclosure Filings

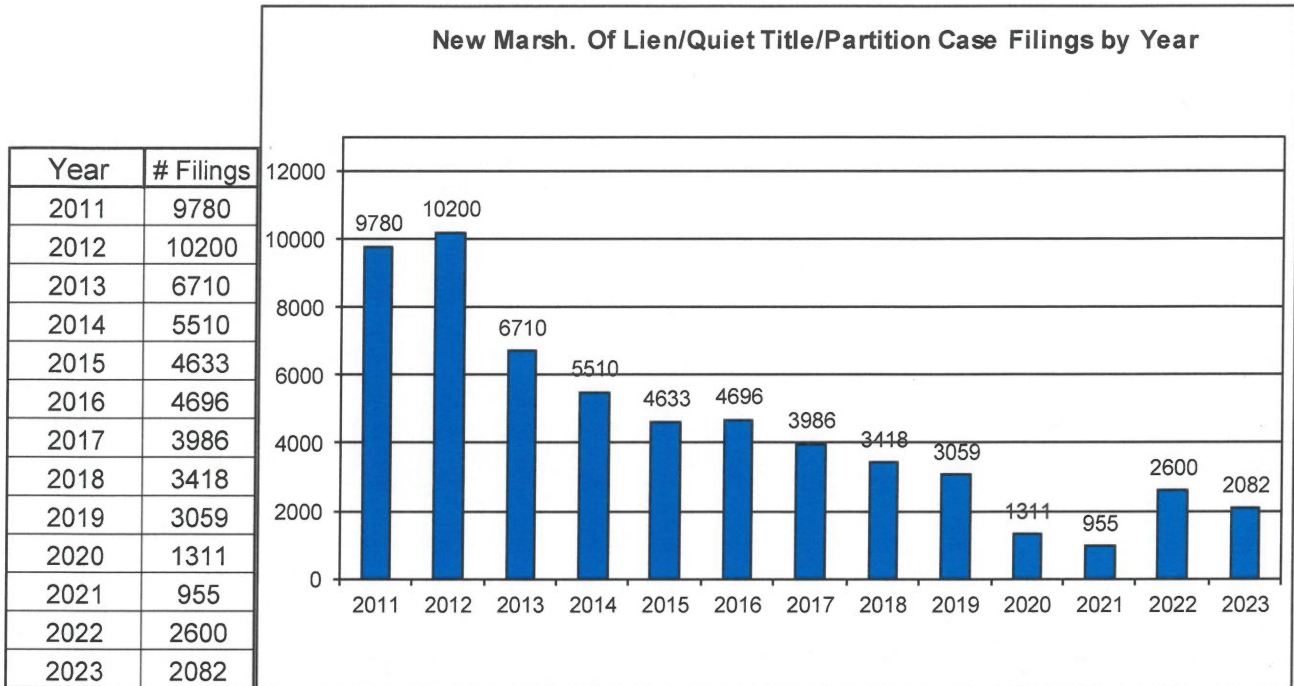
The following charts are provided as a historical view of new judicial foreclosure filings.

1. Total New Judicial Foreclosure Filings from 2005 – 2023 by year
2. Total New Marsh of Lien/Quiet Title/Partition Filings from 2011 – 2023 by month
3. Total New Tax Lien & Tax Certificate Filings for 2011 – 2023 by month
4. Total New Judicial Foreclosure Filings from 2011 – 2023 by month

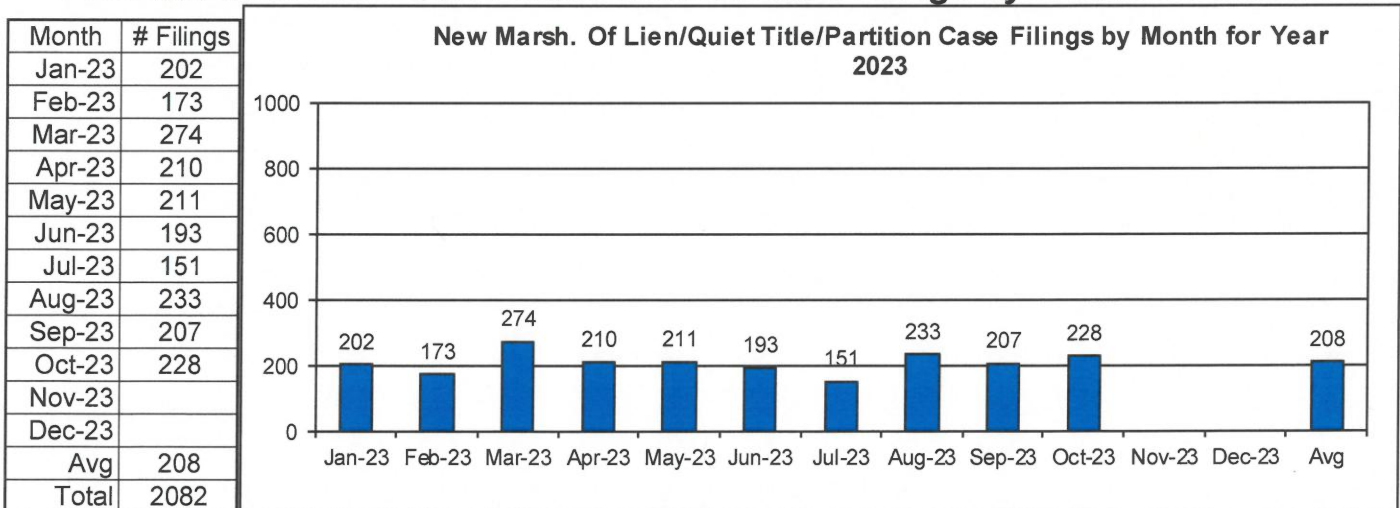


CUYAHOGA COUNTY COMMON PLEAS COURT

New Marsh of Lien/Quiet Title/Partition Case Filings for Years 2011 – 2023 YTD

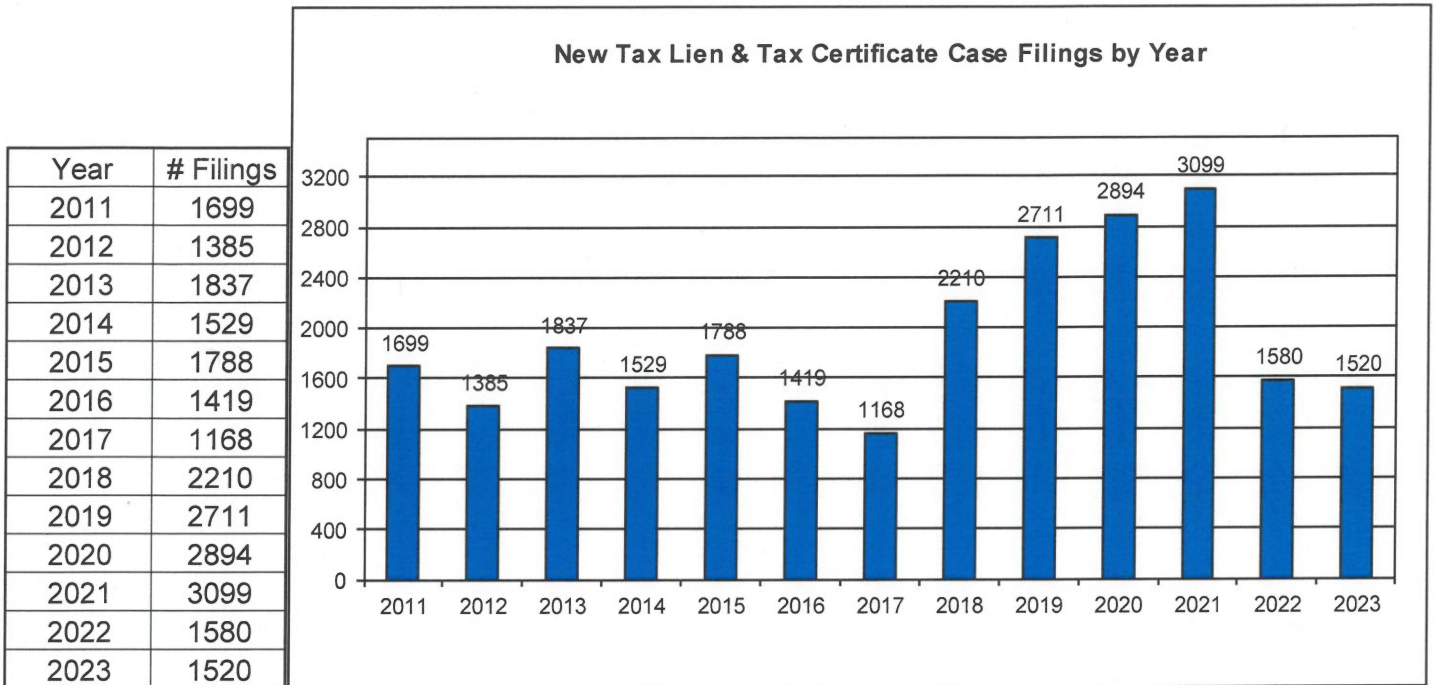


New Marsh of Lien/Quiet Title/Partition Case Filings by month for 2023 YTD




CUYAHOGA COUNTY COMMON PLEAS COURT

New Tax Lien & Certificate Filings for Years 2011 – 2023 YTD



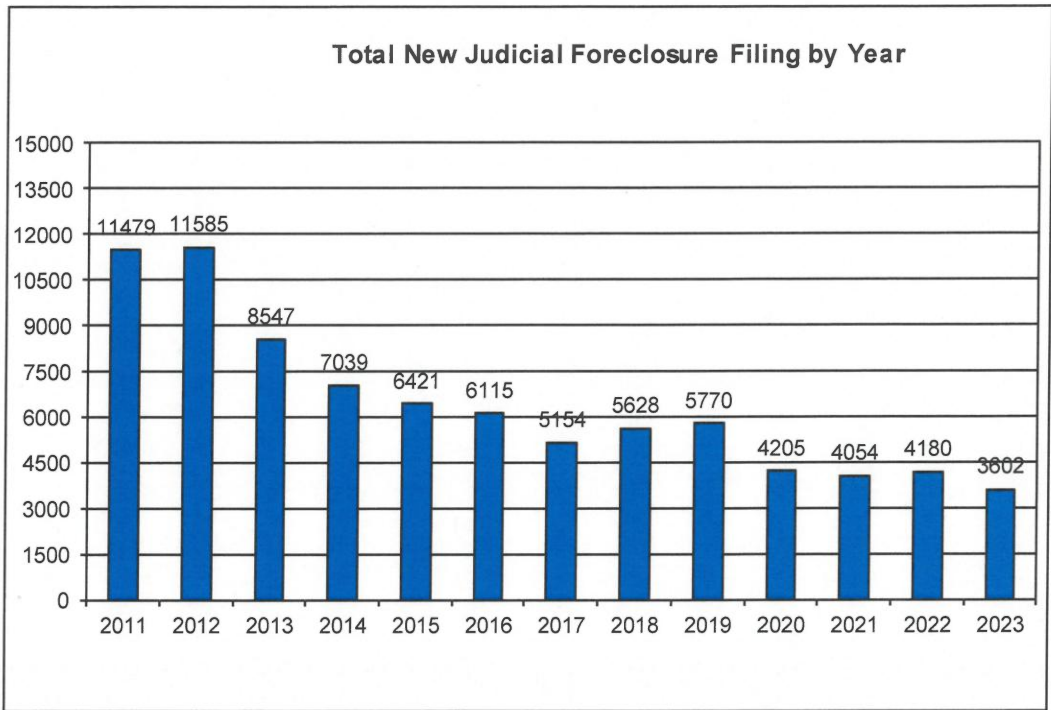
New Tax Lien & Certificate Filings by Month for Year 2023 YTD



CUYAHOGA COUNTY COMMON PLEAS COURT

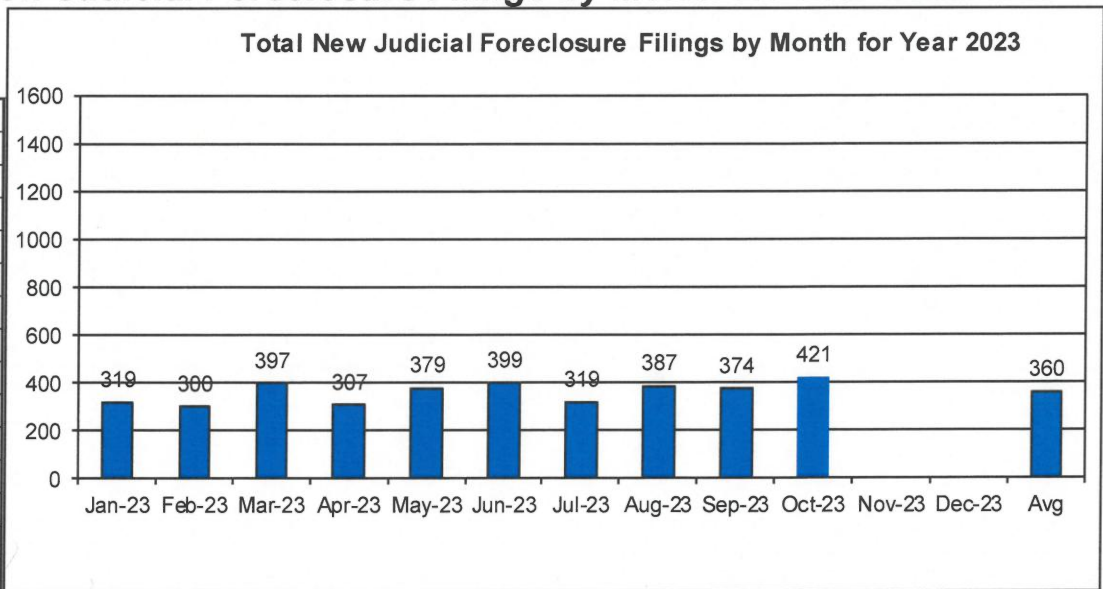
Total New Judicial Foreclosure Filings Years 2011 – 2023 YTD

Year	# Filings
2011	11479
2012	11585
2013	8547
2014	7039
2015	6421
2016	6115
2017	5154
2018	5628
2019	5770
2020	4205
2021	4054
2022	4180
2023YTD	3602



Total New Judicial Foreclosure Filings by Month for Year 2023 YTD

Month	# Filings
Jan-23	319
Feb-23	300
Mar-23	397
Apr-23	307
May-23	379
Jun-23	399
Jul-23	319
Aug-23	387
Sep-23	374
Oct-23	421
Nov-23	
Dec-23	
Avg	360
Total	3602



Magistrate's Monthly Reports

The Magistrates' Monthly Report consists of 5 reports. Below is a description of each.

Magistrate's Monthly Supplemental Journal Entry Report (R415)

Retrieves total number of supplemental entries and Decrees of Confirmation of Sheriff's sale created during a specific period. A supplemental entry is any journal created by a magistrate, which does not close out a case. For example, any magistrate's order (MG) setting a hearing, any journal entry (JE) ruling on a motion, journals confirming Sheriff's sales, etc.).

Magistrate's Full Disposition Count by Magistrate Report (R413)

Retrieves total number of cases disposed of during a specific period. The dispositions are grouped by Magistrate and then broken down by the type of disposition (i. e. Default, Dismissed with Prejudice, Dismissed without Prejudice, etc.) This report can be printed three different ways. Including tax cases (Full Dispositions), excluding tax cases (Non-Tax Dispositions), and Tax cases only (Tax Dispositions).

Magistrate's Monthly Cases Referred/Reinstated Report (R418)

Retrieves newly filed cases referred to the Magistrates Dept. and cases previously disposed by the Magistrates Dept. that are reinstated and re-referred to the magistrates. The cases are separated by Tax (filing code 1465; Tax Judicial Foreclosure & 1466; Tax Certificate Judicial Foreclosure) and Non-Tax (1460; Judicial Foreclosure Marsh. Of Lien, 1480; Partition, 1470; Quiet Title, misc. (i. e. 1391; Contract Other, etc.).

Magistrate's Monthly Hearing Totals Report (R3146)

Retrieves total number of hearings held during one month. The hearings are grouped by Magistrate and then broken down by what type hearing was held (i. e. Default, Pretrial, etc.).

Magistrate's Monthly Case Load Report (R3147)

Retrieves individual caseload totals for individual magistrates during a specific period. The cases are grouped by magistrate and then broken down by case type (i. e. tax judicial foreclosure, tax certificate judicial foreclosure and non-tax judicial foreclosure).

CUYAHOGA COUNTY COURT OF COMMON PLEAS

DATE: 11/07/2023
TIME: 8:16 AM

OFFICE OF THE MAGISTRATES
MAGISTRATE'S MONTHLY SUPPLEMENTALS BY CASE
REPORTING PERIOD: OCTOBER 2023

PAGE: 1
CMSR415D

SUPPLEMENTALS

AUGUSTYN	148
BUCHA	246
DAY	186
DYKE	204
GOZELANCZYK	232
HEGYES	214
JACKSON	162
JACKSON	183
KLEIN	120
LUCAS	180
LUNSFORD	148
UNACCOUNTED FOR	0

TOTAL 2023

CONFIRMATIONS

TOTAL 0

CUYAHOGA COUNTY COURT OF COMMON PLEAS

OFFICE OF THE MAGISTRATES

Full Disposition Count by Magistrate

REPORTING PERIOD: FROM 10/01/2023 TO 10/31/2023

DATE: 11/07/2023

TIME: 8:17 AM

PAGE: 1

CMSR413

MagID	Dispose Type	Tax Cert.	Tax Treas.	Total
KCA				
	Bank	1	1	2
	Def	0	0	7
	Dism	0	5	9
	Ref. Vacate	0	0	0
	Court Trial	0	0	3
	Other	0	9	12
	<u>MAG'S TOTAL</u>	1	15	<u>33</u>

Decrees	308
Defaults	99
Other	179
Court Trial	30
Dismissals	172
Bankruptcy	7
Ref. Vacated	0
Grand Total	487

SMB				
	Bank	1	0	1
	Def	0	0	7
	Dism	0	0	8
	Ref. Vacate	0	0	0
	Court Trial	0	0	8
	Other	0	5	8
	<u>MAG'S TOTAL</u>	1	5	<u>32</u>

CD				
	Bank	0	0	0
	Def	0	0	10
	Dism	0	1	10
	Ref. Vacate	0	0	0
	Court Trial	0	0	2
	Other	0	4	9
	<u>MAG'S TOTAL</u>	0	5	<u>31</u>

JTD				
	Bank	0	0	1
	Def	2	0	13
	Dism	0	1	18
	Ref. Vacate	0	0	0
	Court Trial	0	0	0
	Other	0	13	17
	<u>MAG'S TOTAL</u>	2	14	<u>49</u>

BSG				
	Bank	0	0	0
	Def	0	0	8
	Dism	0	4	20
	Ref. Vacate	0	0	0
	Court Trial	0	0	0
	Other	0	18	24
	<u>MAG'S TOTAL</u>	0	22	<u>52</u>

DKH				
	Bank	0	0	0
	Def	1	0	11
	Dism	0	5	24
	Ref. Vacate	0	0	0
	Court Trial	0	0	6
	Other	0	15	27
	<u>MAG'S TOTAL</u>	1	20	<u>68</u>

ARJ				
	Bank	0	0	0
	Def	0	0	10
	Dism	0	4	16
	Ref. Vacate	0	0	0
	Court Trial	0	0	0
	Other	0	11	15
	<u>MAG'S TOTAL</u>	0	15	<u>41</u>

JLJ				
	Bank	0	0	1
	Def	0	0	5
	Dism	0	4	20

CUYAHOGA COUNTY COURT OF COMMON PLEAS

OFFICE OF THE MAGISTRATES

Full Disposition Count by Magistrate

REPORTING PERIOD: FROM 10/01/2023 TO 10/31/2023

DATE: 11/07/2023

TIME: 8:17 AM

PAGE: 2

CMSR413

MagID	Dispose Type	Tax Cert.	Tax Treas.	Total
	Ref. Vacate	0	0	0
	Court Trial	0	0	4
	Other	0	13	16
	<u>MAG'S TOTAL</u>	0	17	<u>46</u>
<hr/>				
MK				
	Bank	0	0	1
	Def	0	0	7
	Dism	0	2	12
	Ref. Vacate	0	0	0
	Court Trial	0	0	2
	Other	0	12	13
	<u>MAG'S TOTAL</u>	0	14	<u>35</u>
<hr/>				
PL				
	Bank	0	1	1
	Def	0	0	9
	Dism	1	3	21
	Ref. Vacate	0	0	0
	Court Trial	0	0	3
	Other	0	17	22
	<u>MAG'S TOTAL</u>	1	21	<u>56</u>
<hr/>				
GL				
	Bank	0	0	0
	Def	0	0	12
	Dism	1	6	14
	Ref. Vacate	0	0	0
	Court Trial	0	0	2
	Other	0	11	16
	<u>MAG'S TOTAL</u>	1	17	<u>44</u>

CUYAHOGA COUNTY COURT OF COMMON PLEAS

DATE: 11/07/2023
 TIME: 08:17 AM

OFFICE OF THE MAGISTRATES
 MAGISTRATE'S MONTHLY REF/REIN CASES
 FROM 10/01/2023 TO 10/31/2023

CMSR418

MAGISTRATE	NEW REFERRALS				REINSTATED			
	Tax Treas.	Tax Cert.	Non-Tax	Total	Tax Treas.	Tax Cert.	Non-Tax	Total
<u>AUGUSTYN/KEVIN/C</u>	13	0	27	40	0	0	0	0
<u>BUCHA/STEPHEN/M</u>	11	0	30	41	0	0	1	1
<u>DAY/CHRISTOPHER/</u>	26	0	21	47	1	0	0	1
<u>DYKE/JOHN/T</u>	11	0	31	42	0	0	1	1
<u>GOZELANCZYK/BRIAN/S</u>	16	0	24	40	0	0	2	2
<u>HEGYES/DEAN/K</u>	26	0	22	48	0	0	1	1
<u>JACKSON/AMY/R</u>	18	0	29	47	0	0	1	1
<u>JACKSON/JIM/L</u>	16	0	28	44	0	0	0	0
<u>KLEIN/MONICA/</u>	15	0	27	42	0	0	0	0
<u>LUCAS/PAUL/</u>	34	0	50	84	3	0	1	4
<u>LUNSFORD/GINA/</u>	14	0	25	39	0	0	5	5
<u>TOTAL</u>	200	0	314	514	4	0	12	16
<u>COMBINED TOTAL</u>	530							

CUYAHOGA COUNTY COURT OF COMMON PLEAS

OFFICE OF THE MAGISTRATES

MAG MONTHLY HEARING TOTALS

Reporting Period: October 2023

DATE: 11/07/2023
TIME: 08:17 AM

PAGE: 1
CMSR3146

Monthly Hearing Total 464

AUGUSTYN
 Default Hearings 0
 Tax Hearings 0
 Pretrials 42

 TOTAL: 42

BUCHA
 Default Hearings 0
 Tax Hearings 0
 Pretrials 53

 TOTAL: 53

DAY
 Default Hearings 0
 Tax Hearings 0
 Pretrials 16

 TOTAL: 16

DYKE
 Default Hearings 7
 Tax Hearings 8
 Pretrials 20

 TOTAL: 35

GOZELANCZYK
 Default Hearings 0
 Tax Hearings 0
 Pretrials 63

 TOTAL: 63

HEGYES
 Default Hearings 0
 Tax Hearings 0
 Pretrials 42

 TOTAL: 42

JACKSON
 Default Hearings 11
 Tax Hearings 11
 Pretrials 31

 TOTAL: 53

JACKSON
 Default Hearings 18
 Tax Hearings 11
 Pretrials 16

 TOTAL: 45

KLEIN
 Default Hearings 0
 Tax Hearings 0
 Pretrials 37

 TOTAL: 37

LUCAS
 Default Hearings 0
 Tax Hearings 0
 Pretrials 37

 TOTAL: 37

CUYAHOGA COUNTY COURT OF COMMON PLEAS

OFFICE OF THE MAGISTRATES

MAG MONTHLY HEARING TOTALS

Reporting Period: October 2023

DATE: 11/07/2023
TIME: 08:17 AM

PAGE: 2
CMSR3146

TOTAL:	37
LUNSFORD	
Default Hearings	0
Tax Hearings	0
Pretrials	41
<hr/>	
TOTAL:	41

CUYAHOGA COUNTY COURT OF COMMON PLEAS

DATE: 11/07/2023
 TIME: 8:18 AM

Office of the Magistrates
 Magistrate's Monthly Case Load
 MONTH: OCTOBER 2023

PAGE: 1
 CMSR3147

Magistrate Name	Non Tax Total	Tax Cert.	Tax Treas.	Total Tax	Total Cases
AUGUSTYN	95	1	60	61	156
BUCHA	107	0	52	52	159
DAY	131	2	90	92	223
DYKE	119	0	77	77	196
GOZELANCZYK	182	7	105	112	294
HEGYES	165	3	107	110	275
JACKSON	177	1	87	88	265
JACKSON	158	2	92	94	252
KLEIN	155	4	82	86	241
LUCAS	204	3	124	127	331
LUNSFORD	143	0	95	95	238
Non Tax Total:	1636	Cert. Tax Total: 23	Tax Treas. Total: 971	Total Tax: 994	Total Cases: 2630

Report CMSR1062 - Judicial Foreclosure Statistics by Judge

Report CMSR1062 provides a list of judicial foreclosure case activity for each Judge. The report identifies how many cases were pending at the beginning of the period. The new cases filed and cases that were transferred in or reactivated are added to the number pending at the beginning of the period. It then shows the type and number of terminations for the period. The total terminations are subtracted from the total pending which provides the pending at the end of the period.

CUYAHOGA COUNTY COURT OF COMMON PLEAS

DATE: 11/07/2023
 TIME: 07:17 AM

Foreclosure Statistics by Judge
 Reporting Period: October 2023

PAGE: 1
 CMSR1062

Judge							
AMBROSE, DICK							
	Pending at Beg of Period		New Cases Filed	Cases Transferred In / Reactivated			Total
	1		0	0			1
Terminations							
	Bankruptcy	Default	RefVacated	Court Trial	Dismiss	Other	Total
	0	0	0	0	0	0	0
	Total Pending at End of Period						1
BELL, RICHARD A							
	Pending at Beg of Period		New Cases Filed	Cases Transferred In / Reactivated			Total
	72		16	2			90
Terminations							
	Bankruptcy	Default	RefVacated	Court Trial	Dismiss	Other	Total
	0	5	0	0	5	6	16
	Total Pending at End of Period						74
CALABRESE, DEENA R							
	Pending at Beg of Period		New Cases Filed	Cases Transferred In / Reactivated			Total
	89		14	0			103
Terminations							
	Bankruptcy	Default	RefVacated	Court Trial	Dismiss	Other	Total
	0	3	0	0	4	7	14
	Total Pending at End of Period						89
CLANCY, MAUREEN							
	Pending at Beg of Period		New Cases Filed	Cases Transferred In / Reactivated			Total
	79		10	3			92
Terminations							
	Bankruptcy	Default	RefVacated	Court Trial	Dismiss	Other	Total
	0	4	0	0	4	10	18
	Total Pending at End of Period						74
COLLIER-WILLIAMS, CASSANDRA							
	Pending at Beg of Period		New Cases Filed	Cases Transferred In / Reactivated			Total
	56		4	0			60
Terminations							
	Bankruptcy	Default	RefVacated	Court Trial	Dismiss	Other	Total
	0	0	0	0	1	1	2
	Total Pending at End of Period						58
CORRIGAN, PETER J							
	Pending at Beg of Period		New Cases Filed	Cases Transferred In / Reactivated			Total
	48		7	2			57
Terminations							
	Bankruptcy	Default	RefVacated	Court Trial	Dismiss	Other	Total
	0	4	0	0	0	4	8
	Total Pending at End of Period						49
FUERST, NANCY A							
	Pending at Beg of Period		New Cases Filed	Cases Transferred In / Reactivated			Total
	75		14	2			91
Terminations							
	Bankruptcy	Default	RefVacated	Court Trial	Dismiss	Other	Total
	1	2	0	0	6	10	19
	Total Pending at End of Period						72
GALL, STEVEN E							

CUYAHOGA COUNTY COURT OF COMMON PLEAS

DATE: 11/07/2023
TIME: 07:17 AM

Foreclosure Statistics by Judge
Reporting Period: October 2023

PAGE: 2
CMSR1062

Judge							
	Pending at Beg of Period		New Cases Filed	Cases Transferred In / Reactivated			Total
	73		12	0			85
Terminations							
	Bankruptcy	Default	RefVacated	Court Trial	Dismiss	Other	Total
	0	4	0	0	3	4	11
	Total Pending at End of Period						74
GALLAGHER, HOLLIE L							
	Pending at Beg of Period		New Cases Filed	Cases Transferred In / Reactivated			Total
	58		13	2			73
Terminations							
	Bankruptcy	Default	RefVacated	Court Trial	Dismiss	Other	Total
	0	4	0	0	5	5	14
	Total Pending at End of Period						59
GALLAGHER, KELLY ANN							
	Pending at Beg of Period		New Cases Filed	Cases Transferred In / Reactivated			Total
	91		16	2			109
Terminations							
	Bankruptcy	Default	RefVacated	Court Trial	Dismiss	Other	Total
	0	2	0	0	4	7	13
	Total Pending at End of Period						96
GALLAGHER, SHANNON M							
	Pending at Beg of Period		New Cases Filed	Cases Transferred In / Reactivated			Total
	72		16	1			89
Terminations							
	Bankruptcy	Default	RefVacated	Court Trial	Dismiss	Other	Total
	0	6	0	0	4	5	15
	Total Pending at End of Period						74
GAUL, DANIEL							
	Pending at Beg of Period		New Cases Filed	Cases Transferred In / Reactivated			Total
	84		10	0			94
Terminations							
	Bankruptcy	Default	RefVacated	Court Trial	Dismiss	Other	Total
	0	1	0	0	9	3	13
	Total Pending at End of Period						81
HAGAN, EMILY							
	Pending at Beg of Period		New Cases Filed	Cases Transferred In / Reactivated			Total
	83		11	1			95
Terminations							
	Bankruptcy	Default	RefVacated	Court Trial	Dismiss	Other	Total
	1	3	0	0	3	6	13
	Total Pending at End of Period						82
KELLEY, KEVIN J							
	Pending at Beg of Period		New Cases Filed	Cases Transferred In / Reactivated			Total
	80		16	1			97
Terminations							
	Bankruptcy	Default	RefVacated	Court Trial	Dismiss	Other	Total
	0	5	0	0	6	5	16
	Total Pending at End of Period						81
KILBANE, ASHLEY							

CUYAHOGA COUNTY COURT OF COMMON PLEAS

DATE: 11/07/2023
TIME: 07:17 AM

Foreclosure Statistics by Judge
Reporting Period: October 2023

PAGE: 3
CMSR1062

Judge							
	Pending at Beg of Period		New Cases Filed		Cases Transferred In / Reactivated		Total
	77		10		0		87
Terminations							
	Bankruptcy	Default	RefVacated	Court Trial	Dismiss	Other	Total
	0	2	0	0	5	9	16
	Total Pending at End of Period						71
MATIA, DAVID T							
	Pending at Beg of Period		New Cases Filed		Cases Transferred In / Reactivated		Total
	74		11		0		85
Terminations							
	Bankruptcy	Default	RefVacated	Court Trial	Dismiss	Other	Total
	0	4	0	0	6	7	17
	Total Pending at End of Period						68
MCCORMICK, TIMOTHY							
	Pending at Beg of Period		New Cases Filed		Cases Transferred In / Reactivated		Total
	80		13		0		93
Terminations							
	Bankruptcy	Default	RefVacated	Court Trial	Dismiss	Other	Total
	2	6	0	0	4	6	18
	Total Pending at End of Period						75
MCDONNELL, NANCY R							
	Pending at Beg of Period		New Cases Filed		Cases Transferred In / Reactivated		Total
	4		0		0		4
Terminations							
	Bankruptcy	Default	RefVacated	Court Trial	Dismiss	Other	Total
	0	0	0	0	0	0	0
	Total Pending at End of Period						4
MCGINTY, WILLIAM T							
	Pending at Beg of Period		New Cases Filed		Cases Transferred In / Reactivated		Total
	72		16		2		90
Terminations							
	Bankruptcy	Default	RefVacated	Court Trial	Dismiss	Other	Total
	0	3	0	0	1	5	9
	Total Pending at End of Period						81
MIDAY, SHERRIE							
	Pending at Beg of Period		New Cases Filed		Cases Transferred In / Reactivated		Total
	63		11		1		75
Terminations							
	Bankruptcy	Default	RefVacated	Court Trial	Dismiss	Other	Total
	0	2	0	0	1	4	7
	Total Pending at End of Period						68
MOONEY, BRIAN							
	Pending at Beg of Period		New Cases Filed		Cases Transferred In / Reactivated		Total
	102		15		2		119
Terminations							
	Bankruptcy	Default	RefVacated	Court Trial	Dismiss	Other	Total
	0	5	0	0	3	7	15
	Total Pending at End of Period						104
O'DONNELL, JENNIFER							

CUYAHOGA COUNTY COURT OF COMMON PLEAS

DATE: 11/07/2023
TIME: 07:17 AM

Foreclosure Statistics by Judge
Reporting Period: October 2023

PAGE: 4
CMSR1062

Judge							
	Pending at Beg of Period		New Cases Filed	Cases Transferred In / Reactivated			Total
	71		9	0			80
Terminations							
	Bankruptcy	Default	RefVacated	Court Trial	Dismiss	Other	Total
	0	1	0	0	6	6	13
Total Pending at End of Period							67
O'DONNELL, JOHN P							
	Pending at Beg of Period		New Cases Filed	Cases Transferred In / Reactivated			Total
	59		15	0			74
Terminations							
	Bankruptcy	Default	RefVacated	Court Trial	Dismiss	Other	Total
	0	3	0	0	3	2	8
Total Pending at End of Period							66
RUSSO, JOHN J							
	Pending at Beg of Period		New Cases Filed	Cases Transferred In / Reactivated			Total
	49		14	0			63
Terminations							
	Bankruptcy	Default	RefVacated	Court Trial	Dismiss	Other	Total
	1	0	0	0	0	2	3
Total Pending at End of Period							60
RUSSO, MICHAEL J							
	Pending at Beg of Period		New Cases Filed	Cases Transferred In / Reactivated			Total
	68		8	1			77
Terminations							
	Bankruptcy	Default	RefVacated	Court Trial	Dismiss	Other	Total
	0	4	0	0	3	4	11
Total Pending at End of Period							66
RUSSO, NANCY MARGARET							
	Pending at Beg of Period		New Cases Filed	Cases Transferred In / Reactivated			Total
	69		11	0			80
Terminations							
	Bankruptcy	Default	RefVacated	Court Trial	Dismiss	Other	Total
	0	5	0	0	6	3	14
Total Pending at End of Period							66
SAFFOLD, JEFFREY P							
	Pending at Beg of Period		New Cases Filed	Cases Transferred In / Reactivated			Total
	62		11	0			73
Terminations							
	Bankruptcy	Default	RefVacated	Court Trial	Dismiss	Other	Total
	0	2	0	0	0	3	5
Total Pending at End of Period							68
SAFFOLD, SHIRLEY STRICKLAND							
	Pending at Beg of Period		New Cases Filed	Cases Transferred In / Reactivated			Total
	75		18	1			94
Terminations							
	Bankruptcy	Default	RefVacated	Court Trial	Dismiss	Other	Total
	0	4	0	0	6	10	20
Total Pending at End of Period							74
SANTOLI, ANDREW J.							

CUYAHOGA COUNTY COURT OF COMMON PLEAS

DATE: 11/07/2023
TIME: 07:17 AM

Foreclosure Statistics by Judge
Reporting Period: October 2023

PAGE: 5
CMSR1062

Judge							
	Pending at Beg of Period		New Cases Filed	Cases Transferred In / Reactivated			Total
	87		15	0			102
Terminations	Bankruptcy	Default	RefVacated	Court Trial	Dismiss	Other	Total
	0	3	0	0	4	9	16
	Total Pending at End of Period						86
SHAUGHNESSY, MICHAEL P							
	Pending at Beg of Period		New Cases Filed	Cases Transferred In / Reactivated			Total
	64		18	1			83
Terminations	Bankruptcy	Default	RefVacated	Court Trial	Dismiss	Other	Total
	0	1	0	0	6	7	14
	Total Pending at End of Period						69
SHEEHAN, BRENDAN J							
	Pending at Beg of Period		New Cases Filed	Cases Transferred In / Reactivated			Total
	32		6	3			41
Terminations	Bankruptcy	Default	RefVacated	Court Trial	Dismiss	Other	Total
	0	0	0	0	2	0	2
	Total Pending at End of Period						39
SUTULA, JOHN D							
	Pending at Beg of Period		New Cases Filed	Cases Transferred In / Reactivated			Total
	87		12	1			100
Terminations	Bankruptcy	Default	RefVacated	Court Trial	Dismiss	Other	Total
	0	4	0	0	4	6	14
	Total Pending at End of Period						86
SUTULA, KATHLEEN ANN							
	Pending at Beg of Period		New Cases Filed	Cases Transferred In / Reactivated			Total
	64		10	1			75
Terminations	Bankruptcy	Default	RefVacated	Court Trial	Dismiss	Other	Total
	1	2	0	0	6	9	18
	Total Pending at End of Period						57
SYNENBERG, JOAN							
	Pending at Beg of Period		New Cases Filed	Cases Transferred In / Reactivated			Total
	61		11	0			72
Terminations	Bankruptcy	Default	RefVacated	Court Trial	Dismiss	Other	Total
	0	0	0	0	4	4	8
	Total Pending at End of Period						64
TURNER, DEBORAH M							
	Pending at Beg of Period		New Cases Filed	Cases Transferred In / Reactivated			Total
	78		17	1			96
Terminations	Bankruptcy	Default	RefVacated	Court Trial	Dismiss	Other	Total
	0	3	0	1	3	7	14
	Total Pending at End of Period						82
VODREY, WILLIAM F. B.							

CUYAHOGA COUNTY COURT OF COMMON PLEAS

DATE: 11/07/2023
 TIME: 07:17 AM

Foreclosure Statistics by Judge
 Reporting Period: October 2023

PAGE: 6
 CMSR1062

Judge

	Pending at Beg of Period	New Cases Filed		Cases Transferred In / Reactivated			Total	
	84		11		3		98	
Terminations		Bankruptcy	Default	RefVacated	Court Trial	Dismiss	Other	Total
		1	0	0	0	1	5	7
						Total Pending at End of Period		91

Monthly Summary

MONTHLY SUMMARY

October 2023

NAME	PEND	ASSIGNED			TRIALS						DISP	PENDING				+
		CV	CR	TOT	JURY			COURT				CV	FR	CR	TOT	
Richard A. Bell	345	55	27	82	0	3	3	0	0	0	101	184	73	69	326	+ 19
Deena R. Calabrese	410	52	37	89	0	0	0	0	0	0	94	197	89	119	405	+ 5
Maureen Clancy	379	56	43	99	1	0	1	0	0	0	92	198	74	114	386	- 7
Cassandra Collier-Willia	489	48	43	91	0	0	0	0	0	0	77	278	56	169	503	- 14
Peter J. Corrigan	486	46	29	75	0	0	0	0	0	0	68	286	48	159	493	- 7
Nancy A. Fuerst	385	56	32	88	0	1	1	0	1	1	104	209	71	89	369	+ 16
Steven E. Gall	455	50	29	79	0	1	1	0	0	0	76	228	73	157	458	- 3
Hollie L. Gallagher	367	53	23	76	0	0	0	0	0	0	82	211	59	91	361	+ 6
Kelly A. Gallagher	459	52	36	88	0	0	0	1	0	1	93	264	94	96	454	+ 5
Shannon M. Gallagher	369	51	28	79	0	1	1	0	0	0	98	199	74	77	350	+ 19
Daniel Gaul	486	48	32	80	0	1	1	0	0	0	89	235	81	161	477	+ 9
Emily Hagan	399	50	37	87	0	0	0	0	0	0	88	199	82	117	398	+ 1
Kevin J. Kelley	518	51	27	78	0	1	1	0	1	1	99	244	80	173	497	+ 21
Ashley Kilbane	423	52	35	87	0	1	1	0	0	0	95	229	70	116	415	+ 8
David T. Matia	429	48	34	82	1	1	2	1	0	1	99	236	68	108	412	+ 17
Timothy McCormick	393	50	31	81	0	1	1	0	0	0	82	230	75	87	392	+ 1
William T. McGinty	456	53	29	82	0	0	0	0	0	0	84	245	80	129	454	+ 2
Sherrie Miday	396	50	31	81	0	0	0	0	0	0	69	238	67	103	408	- 12
Brian Mooney	499	51	28	79	1	2	3	0	0	0	85	226	104	163	493	+ 6
Jennifer O'Donnell	495	47	27	74	0	0	0	0	0	0	83	228	66	192	486	+ 9
John P. O'Donnell	433	49	38	87	0	1	1	0	0	0	75	235	65	145	445	- 12
John J. Russo	362	48	25	73	0	0	0	0	0	0	61	219	59	96	374	- 12
Michael J. Russo	443	49	30	79	0	0	0	0	0	0	81	252	66	123	441	+ 2
Nancy Margaret Russo	231	54	22	76	0	0	0	0	0	0	70	110	66	61	237	- 6
Jeffrey P. Saffold	517	48	32	80	0	0	0	0	1	1	97	298	66	136	500	+ 17
Shirley Strickland Saffold	414	52	24	76	0	0	0	0	0	0	116	197	74	103	374	+ 40
Andrew J. Santoli	436	47	32	79	0	1	1	0	0	0	84	254	86	91	431	+ 5
Michael P. Shaughnessy	356	51	27	78	0	1	1	0	0	0	88	181	68	97	346	+ 10
Brendan J. Sheehan	144	30	11	41	0	0	0	0	0	0	33	94	39	19	152	- 8
John D. Sutula	606	54	31	85	0	1	1	0	1	1	90	292	85	224	601	+ 5
Kathleen Ann Sutula	509	54	30	84	0	2	2	0	0	0	90	241	56	206	503	+ 6
Joan Synenberg	450	51	26	77	0	1	1	0	0	0	96	241	63	127	431	+ 19
Deborah M. Turner	468	52	28	80	0	0	0	2	0	2	79	254	81	134	469	- 1
William F.B. Vodrey	500	55	41	96	0	0	0	0	0	0	92	236	90	178	504	- 4
TOTALS	14507	1713	1035	2748	3	20	23	4	4	8	2910	7668	2448	4229	14345	+ 162

Year to Date Summary

SUMMARY FOR THE COURT

January - October 2023

NAME	PEND	ASSIGNED			TRIALS						DISP	PENDING				+ -
		CV	CR	TOT	JURY			COURT				CV	FR	CR	TOT	
Richard A. Bell	388	490	309	799	1	11	12	5	0	5	861	184	73	69	326	+ 62
Deena R. Calabrese	451	484	338	822	0	3	3	0	0	0	868	197	89	119	405	+ 46
Maureen Clancy	373	485	339	824	5	13	18	2	2	4	811	198	74	114	386	- 13
Cassandra Collier-Willia	511	463	379	842	0	4	4	1	4	5	850	278	56	169	503	+ 8
Peter J. Corrigan	489	450	297	747	1	7	8	2	0	2	743	286	48	159	493	- 4
Nancy A. Fuerst	409	507	314	821	3	6	9	3	2	5	861	209	71	89	369	+ 40
Steven E. Gall	488	479	369	848	0	11	11	3	3	6	878	228	73	157	458	+ 30
Hollie L. Gallagher	387	484	270	754	2	4	6	2	4	6	780	211	59	91	361	+ 26
Kelly A. Gallagher	417	476	311	787	1	8	9	1	3	4	750	264	94	96	454	- 37
Shannon M. Gallagher	435	482	320	802	0	1	1	2	0	2	887	199	74	77	350	+ 85
Daniel Gaul	499	471	364	835	1	6	7	1	1	2	857	235	81	161	477	+ 22
Emily Hagan	461	478	348	826	1	5	6	1	2	3	889	199	82	117	398	+ 63
Kevin J. Kelley	525	488	332	820	0	9	9	0	2	2	848	244	80	173	497	+ 28
Ashley Kilbane	438	492	317	809	0	5	5	1	1	2	832	229	70	116	415	+ 23
David T. Matia	422	477	304	781	1	3	4	1	1	2	791	236	68	108	412	+ 10
Timothy McCormick	403	482	305	787	2	4	6	4	4	8	798	230	75	87	392	+ 11
William T. McGinty	472	471	340	811	2	6	8	0	7	7	829	245	80	129	454	+ 18
Sherrie Miday	501	482	294	776	0	3	3	2	2	4	869	238	67	103	408	+ 93
Brian Mooney	405	494	331	825	1	6	7	2	3	5	737	226	104	163	493	- 88
Jennifer O'Donnell	494	485	327	812	0	4	4	2	0	2	820	228	66	192	486	+ 8
John P. O'Donnell	372	446	321	767	3	7	10	2	6	8	694	235	65	145	445	- 73
John J. Russo	356	478	313	791	2	3	5	2	0	2	773	219	59	96	374	- 18
Michael J. Russo	390	456	263	719	1	6	7	2	1	3	668	252	66	123	441	- 51
Nancy Margaret Russo	253	510	260	770	0	2	2	2	3	5	786	110	66	61	237	+ 16
Jeffrey P. Saffold	568	482	364	846	0	3	3	0	9	9	914	298	66	136	500	+ 68
Shirley Strickland Saffold	525	499	310	809	0	14	14	2	0	2	960	197	74	103	374	+ 151
Andrew J. Santoli	443	473	314	787	1	7	8	1	2	3	799	254	86	91	431	+ 12
Michael P. Shaughnessy	373	483	328	811	2	5	7	3	3	6	838	181	68	97	346	+ 27
Brendan J. Sheehan	149	244	105	349	0	1	1	3	2	5	346	94	39	19	152	- 3
John D. Sutula	744	487	389	876	2	6	8	4	3	7	1019	292	85	224	601	+ 143
Kathleen Ann Sutula	525	492	344	836	0	8	8	3	1	4	858	241	56	206	503	+ 22
Joan Synenberg	564	538	353	891	0	4	4	5	4	9	1024	241	63	127	431	+ 133
Deborah M. Turner	534	518	327	845	4	8	12	8	2	10	910	254	81	134	469	+ 65
William F.B. Vodrey	571	482	341	823	1	7	8	2	1	3	890	236	90	178	504	+ 67
TOTALS	15335	16208	10840	27048	37	200	237	74	78	152	28038	7668	2448	4229	14345	+ 990

Corrections/Adjustments