

**Justice System Reform  
Governing Board Meeting  
09/21/2009**

**Early Case Processing vs. Traditional Case Processing  
Comparison Statistics**

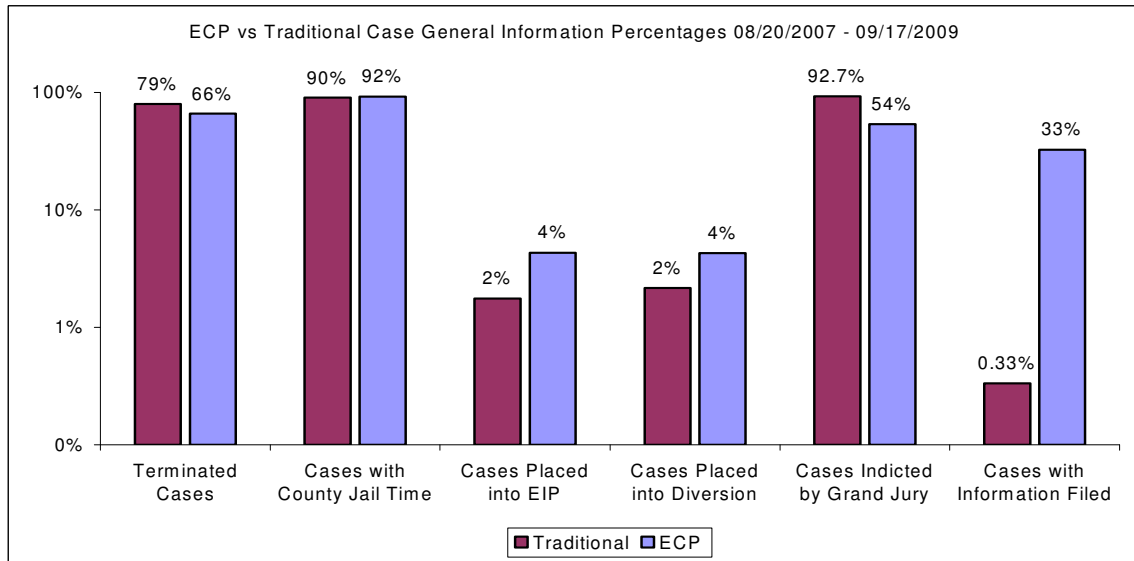
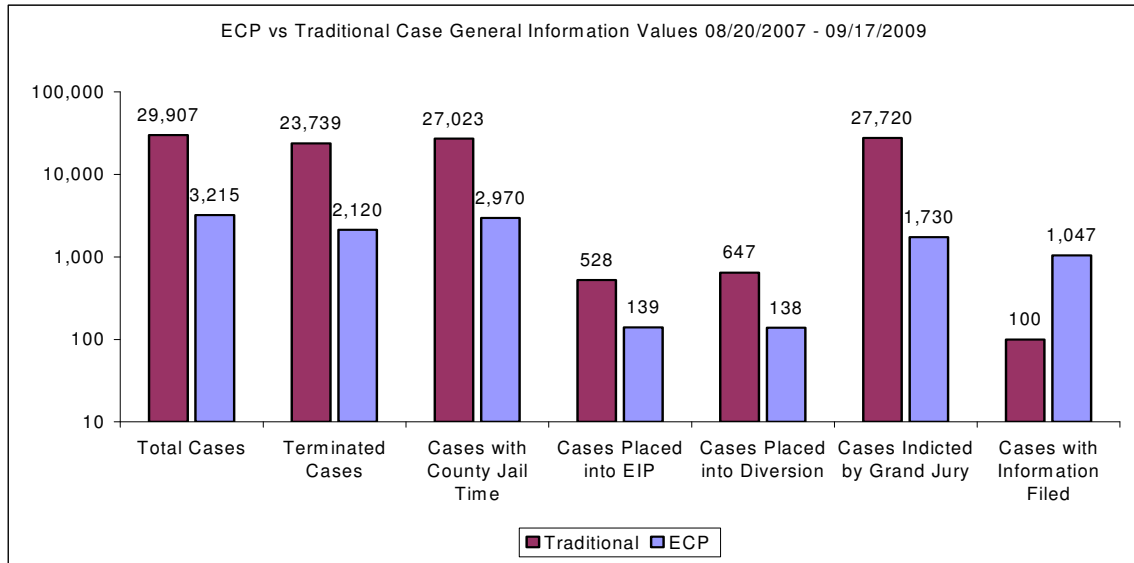
**08/20/2007<sup>1</sup> – 09/17/2009**

---

<sup>1</sup> This is the date that the Early Case Processing Project began with the City of Parma

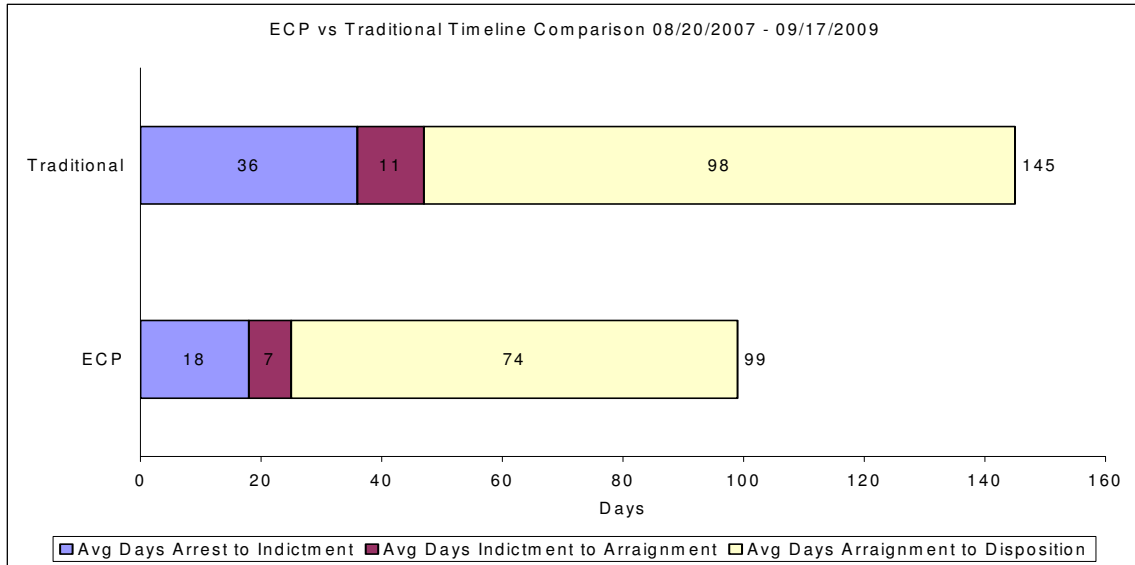
**General Information:**

	Traditional	Percent	ECP	Percent
Total Cases	29,907		3,215	
Terminated Cases	23,739	79%	2,120	66%
Cases with County Jail Days	27,023	90%	2,970	92%
Cases Placed Into EIP	528	2%	139	4%
Cases Placed Into Diversion	647	2%	138	4%
Cases Plead at EDC	N/A	N/A	583	18%
Cases with Information Filed	100	.33%	1,047	33%
Cases Indicted by Grand Jury	27,720	92.7%	1,730	54%



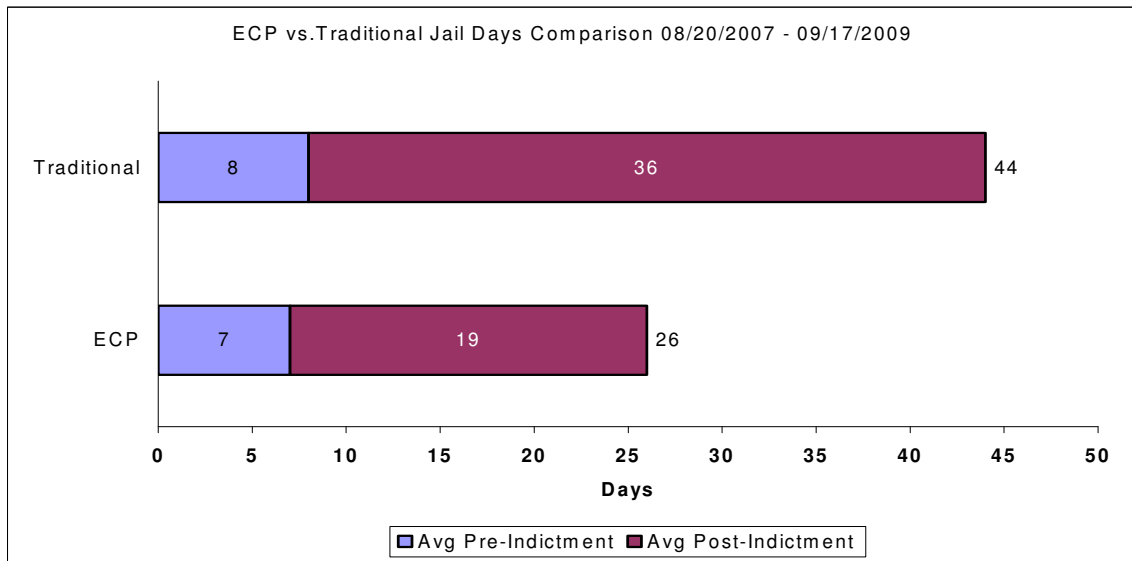
**ECP vs. Traditional Timeline Comparison:**

	Traditional	ECP
Average Days Arrest to Indictment	36	18
Average Days Indictment to Arraignment	11	7
Average Days Arraignment to Disposition	98	74



**ECP vs. Traditional Jail Days Comparison**

	Traditional	ECP
Average Pre-Indictment Days	8	7
Average Post-Indictment Days	36	19



\* Data set consists of cases where 1 of the following conditions exists:

1. Case has an indictment date in date range.
2. Case has an arrest date in date range.
3. Case has a filed date in date range.

\*\* Pilot Cases are identified as:

1. CPD 2<sup>nd</sup>, 3<sup>rd</sup>, and 4<sup>th</sup> cases have an Early Disposition Conference held date.
2. The following Agencies' cases have an Initial Appearance held date.

Lakewood PD  
Parma PD  
Broadview Heights P.D.  
Brooklyn PD  
Brooklyn Heights PD  
Linndale PD  
North Royalton PD  
Parma Heights PD  
Seven Hills PD  
Shaker Heights PD  
Beachwood PD  
Hunting Valley PD  
Pepper Pike PD  
University Heights PD  
South Euclid PD  
Lyndhurst PD  
Gates Mills PD  
Highland Heights PD  
Mayfield Heights PD  
Mayfield Village PD  
Richmond Heights PD  
Euclid PD  
East Cleveland PD