



CUYAHOGA COUNTY COMMON PLEAS COURT

***Statistics Report
March 2018***

***John J. Russo
Administrative and Presiding Judge***

TABLE OF CONTENTS

Criminal Statistics

Newly Filed, Re-Activated and Transferred in Cases _____	4
Yearly Criminal Terminations _____	5
Pending Criminal Cases End of Period _____	6
Clearance Rate _____	7
Arrest to Disposition Timeline _____	8
Average Arrest to Disposition Timeline (Jail Cases) _____	9
Average Arrest to Disposition Timeline (Non-Jail Cases) _____	10
Average Arrest to Disposition Timeline (Jail and Non-Jail Cases) _____	11
Yearly Average Arrest to Disposition Timeline _____	12
Indictments and Informations Filed With the Clerk of Courts _____	13
Bail Case Arraignment Activity _____	14
Overall Arraignment Statistics _____	15

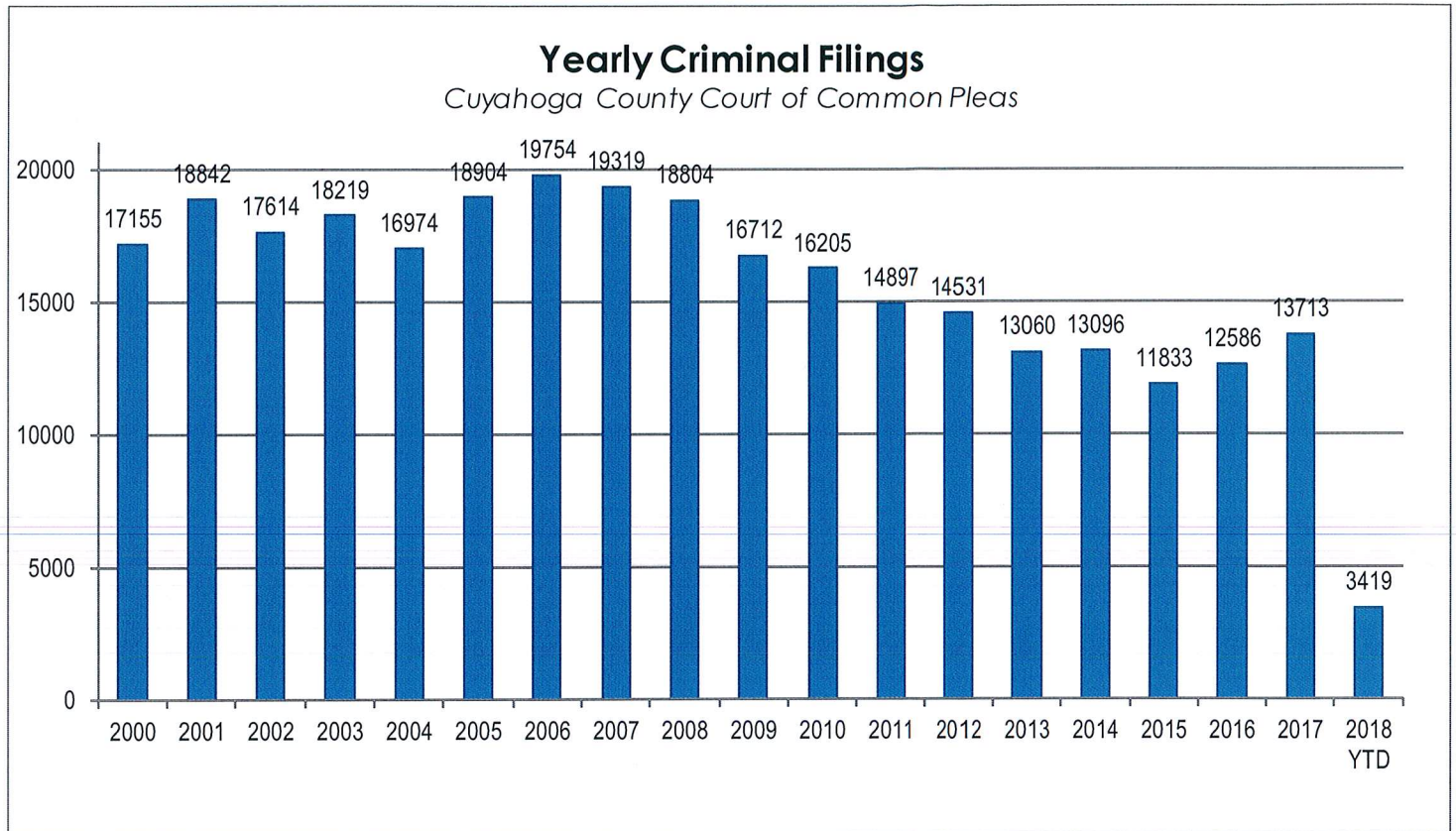
Foreclosure Statistics

Total Pending Judicial Foreclosure Cases Referred to Magistrates _____	17
Total Pending Tax Lien & Certificate Cases Referred to Magistrates _____	18
Percentage of Pending Judicial Foreclosure Cases By Filing Year _____	19
Judicial Foreclosure Clearance Rate Year 2018 _____	20
Avg. Number of Days to Disp. (Excl. Bank. Stays & Tax Lien & Tax Cert.) _____	21
Avg. Number of Days to Disp. (Excl. Bank. Stays & Incl. Tax Lien & Tax Cert.) _____	22
Total New Judicial Foreclosure Filings _____	23
New Marsh of Lien/Quiet Title/Partition Case Filings for Years 2005 – 2018 YTD _____	24
New Marsh of Lien/Quiet Title/Partition Case Filings by month for 2018 YTD _____	24
New Tax Lien & Certificate Filings for Years 2005 – 2018 YTD _____	25
New Tax Lien & Certificate Filings by Month for Year 2018 YTD _____	25
Total New Judicial Foreclosure Filings Years 2005 – 2018 YTD _____	26
Total New Judicial Foreclosure Filings by Month for Year 2018 YTD _____	26
Magistrate’s Monthly Reports _____	27
Report CMSR1062 - Judicial Foreclosure Statistics by Judge _____	35
Monthly Summary _____	41
Year to Date Summary _____	43
Corrections/Adjustments _____	45

Criminal Case Statistics

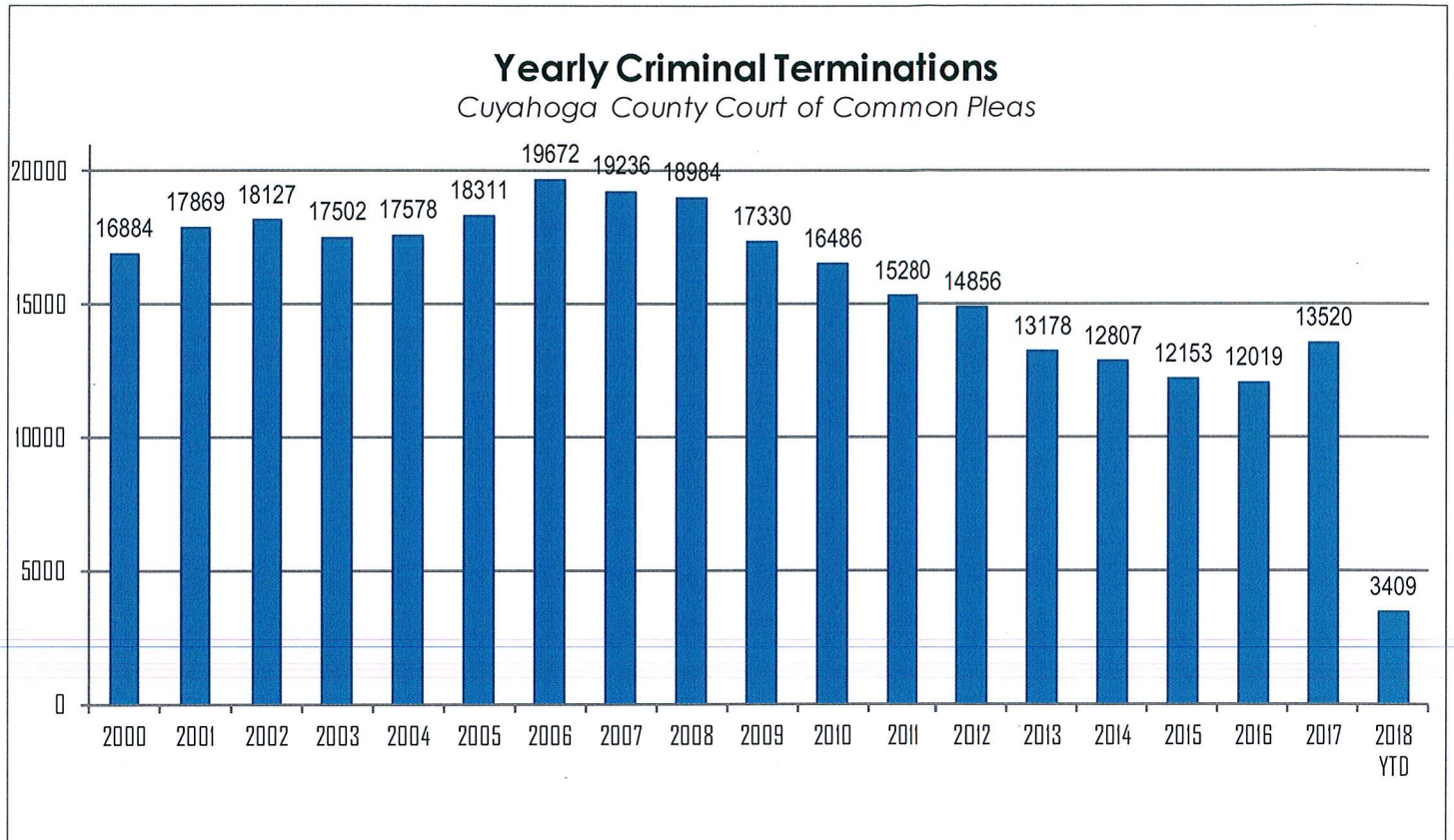
Newly Filed, Re-Activated and Transferred in Cases

The following chart is a representation of all filed cases in Cuyahoga County Court of Common Pleas from 2000 – March 2018. Newly filed cases are defined as having been arraigned and assigned to a Judge. Re-activated cases are defined as cases where a defendant was unavailable for trial and has now become ready to proceed. Transferred cases are defined as cases moved from one judge's docket to another. This could be due to re-assignment to a Mental Health Judge or after additional information indicates that by Court rule, the case should have been assigned to another Judge.



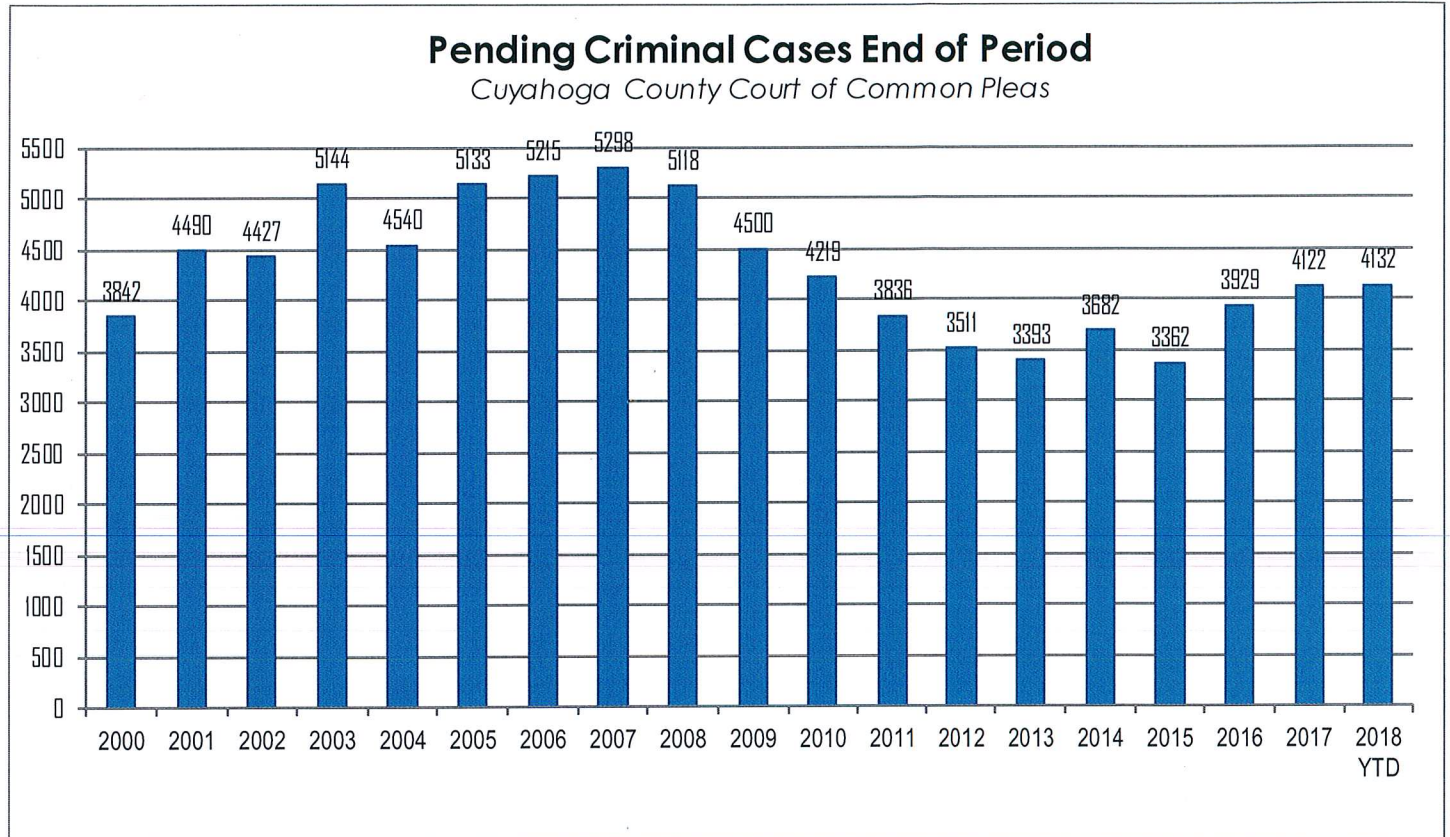
Yearly Criminal Terminations

The following chart represents cases that have been terminated by the court from 2000 – March 2018. These cases have been terminated either by trial; plea, dismissal or a defendant is unavailable for trial or sentencing.



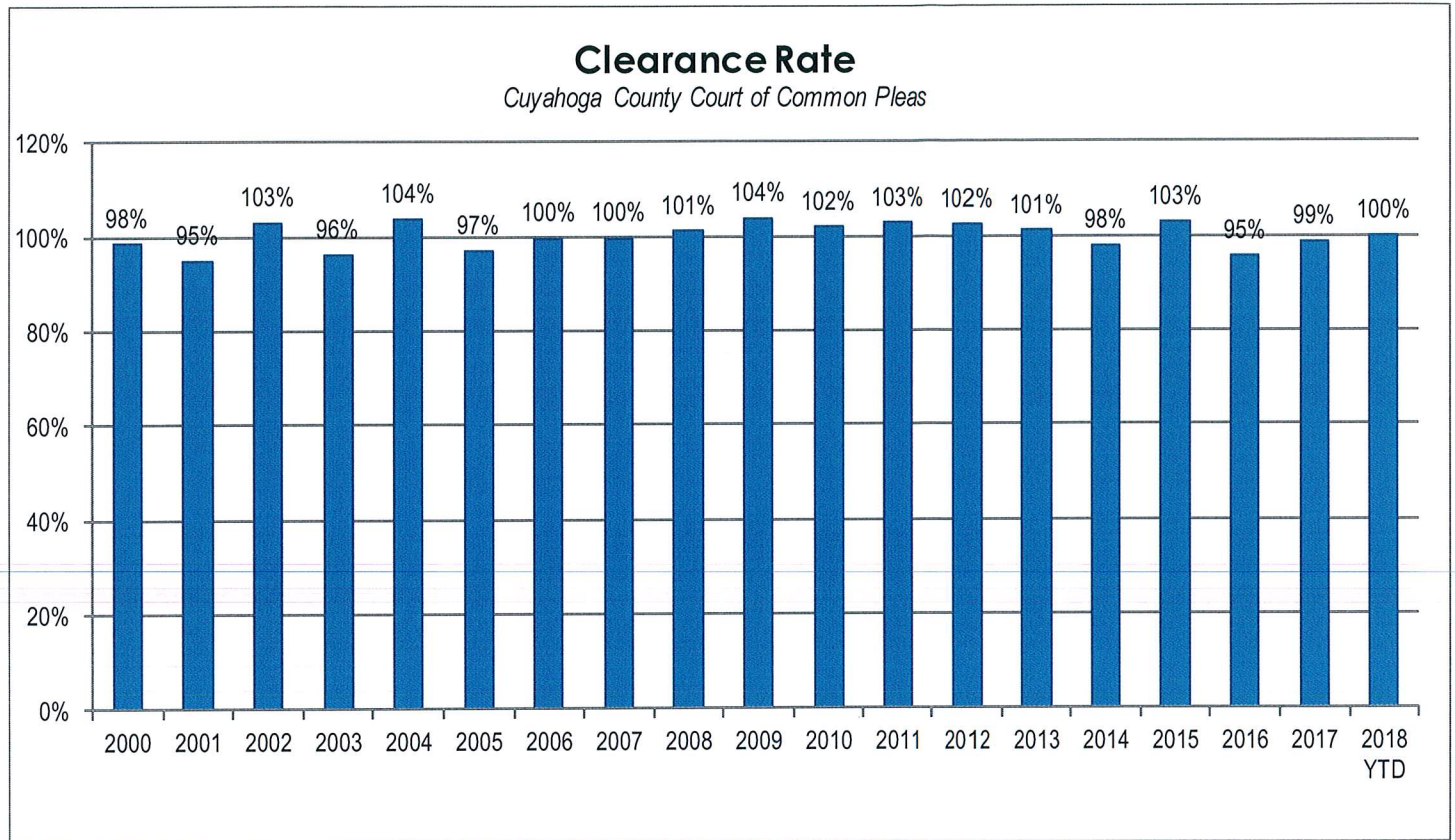
Pending Criminal Cases End of Period

The following chart represents the total number of cases pending at the end of the reporting period from 2000 – March 2018. Pending criminal cases at the end of the period is determined by adding the total number of pending cases at the beginning of the reporting period, and all newly filed, re-activated and transferred in cases. The total number of cases terminated in the period is subtracted from the sum total pending at the beginning of the period to give the value pending at the end of the period.



Clearance Rate

The Clearance Rate is the total number of outgoing cases as a percentage of the number of incoming cases. Clearance rate measures whether the court is keeping up with its incoming caseload. If cases are not disposed in a timely manner, a backlog of cases awaiting disposition will grow. A Clearance Rate of 100% indicates that at least as many cases have been filed, reopened, or reactivated in a period have been disposed.



Arrest to Disposition Timeline

Arrest to disposition timeline is a method to measure how felony cases flow through the Cuyahoga County Criminal Justice System. By capturing how long a case takes to move from stage to stage, we can examine where problems may exist and where potential improvements in case processing can be made.

The source data was extracted from the Cuyahoga County Court of Common Pleas Case Management System. The overall population of sample data was based on cases terminated in a given month excluding cases that have gone through diversion programs. A case is defined as a defendant and all charges involved in a single incident. The period for the extracted data is from March 2018.

The stages examined were:

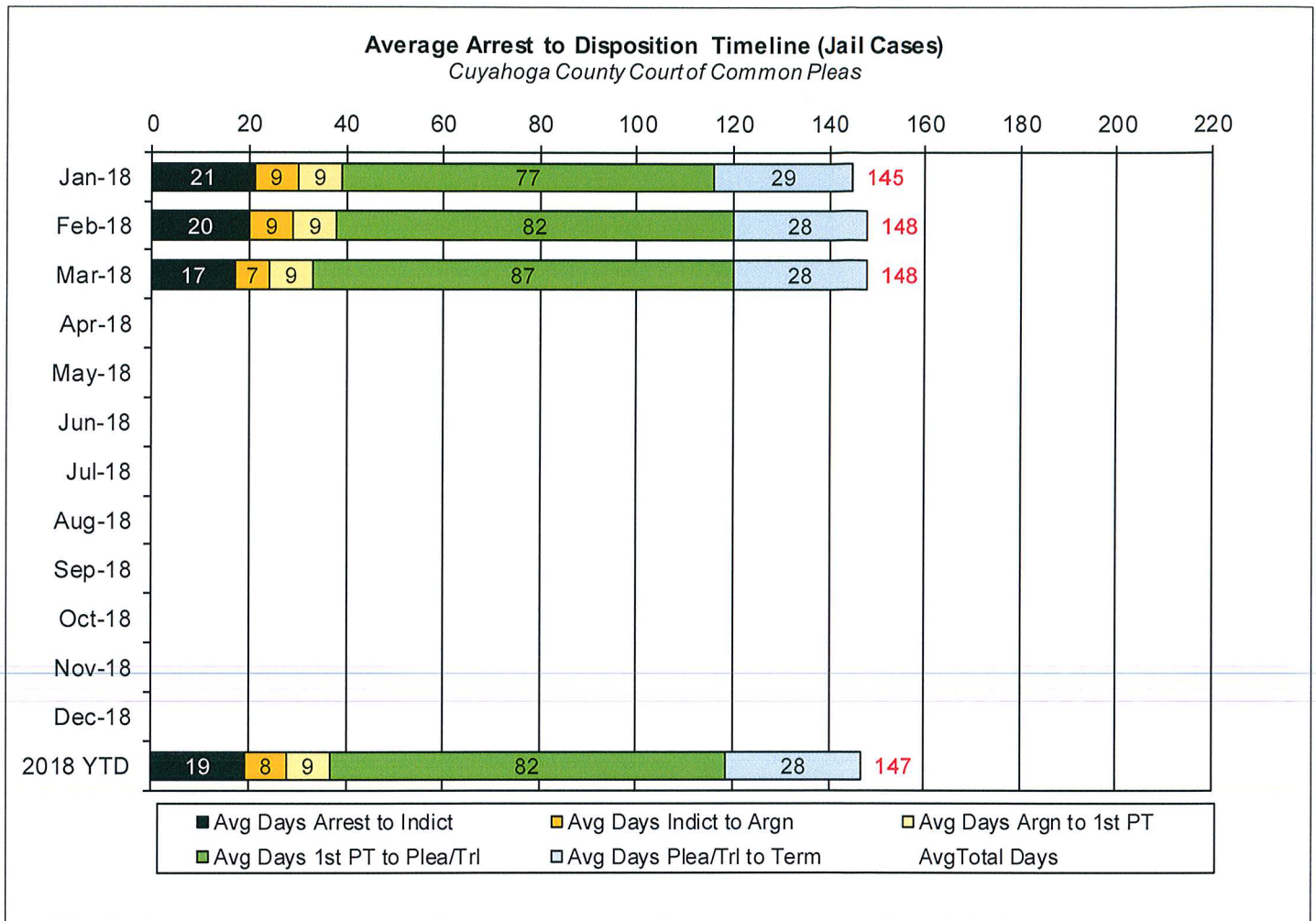
Arrest to Indictment
Indictment to Arraignment
Arraignment to 1st Pre-Trial
1st Pre-Trial to Plea/Trial
Plea/Trial to Termination

Due to the fact that each case may or may not have all of the stage date elements, a method to arrive at stage averages was applied. For a case to be included in the average for a stage there would need to be both dates for the given stage. A case would be included in the Arrest to Indictment stage if both arrest date and indictment date were available. This method was applied to each of the five stages. Next we calculated the total number of cases that met the date criteria for each of the ranges and also the total number of days between each date. To arrive at an average, the total number of days for each case in each range was calculated and divided by the total number of cases that met the date criteria. If a case had a time period or periods where the defendant was capiased or referred to the Psych Clinic, that amount of time was subtracted from the appropriate range. For re-indicted cases, the original arrest date is used.

The following three charts are for Jail, Non-Jail and combined Jail and Non-Jail cases. Jail and Non-Jail cases are defined by the posting of bond prior to plea or trial.

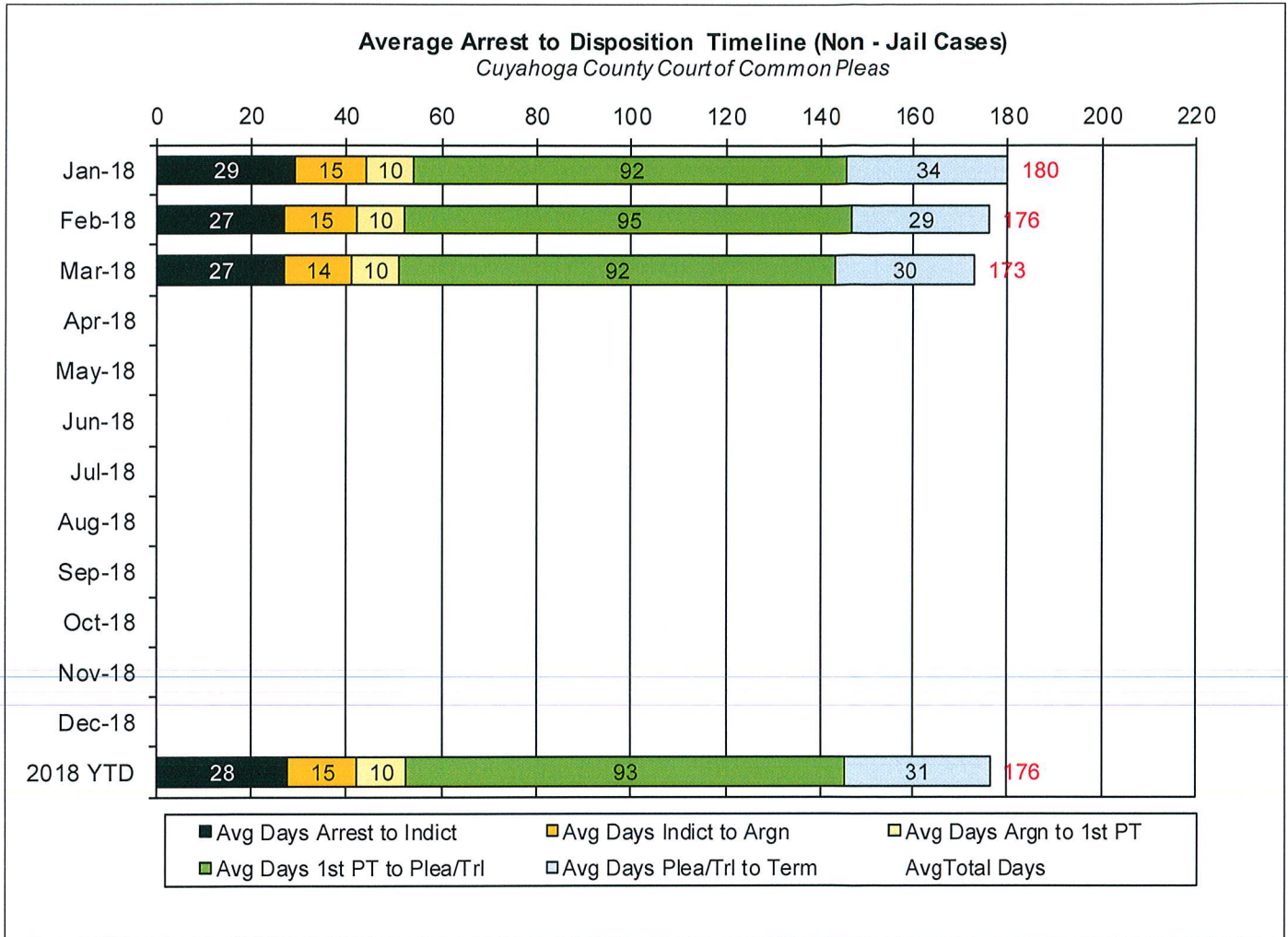
CUYAHOGA COUNTY COMMON PLEAS COURT

Average Arrest to Disposition Timeline (Jail Cases)



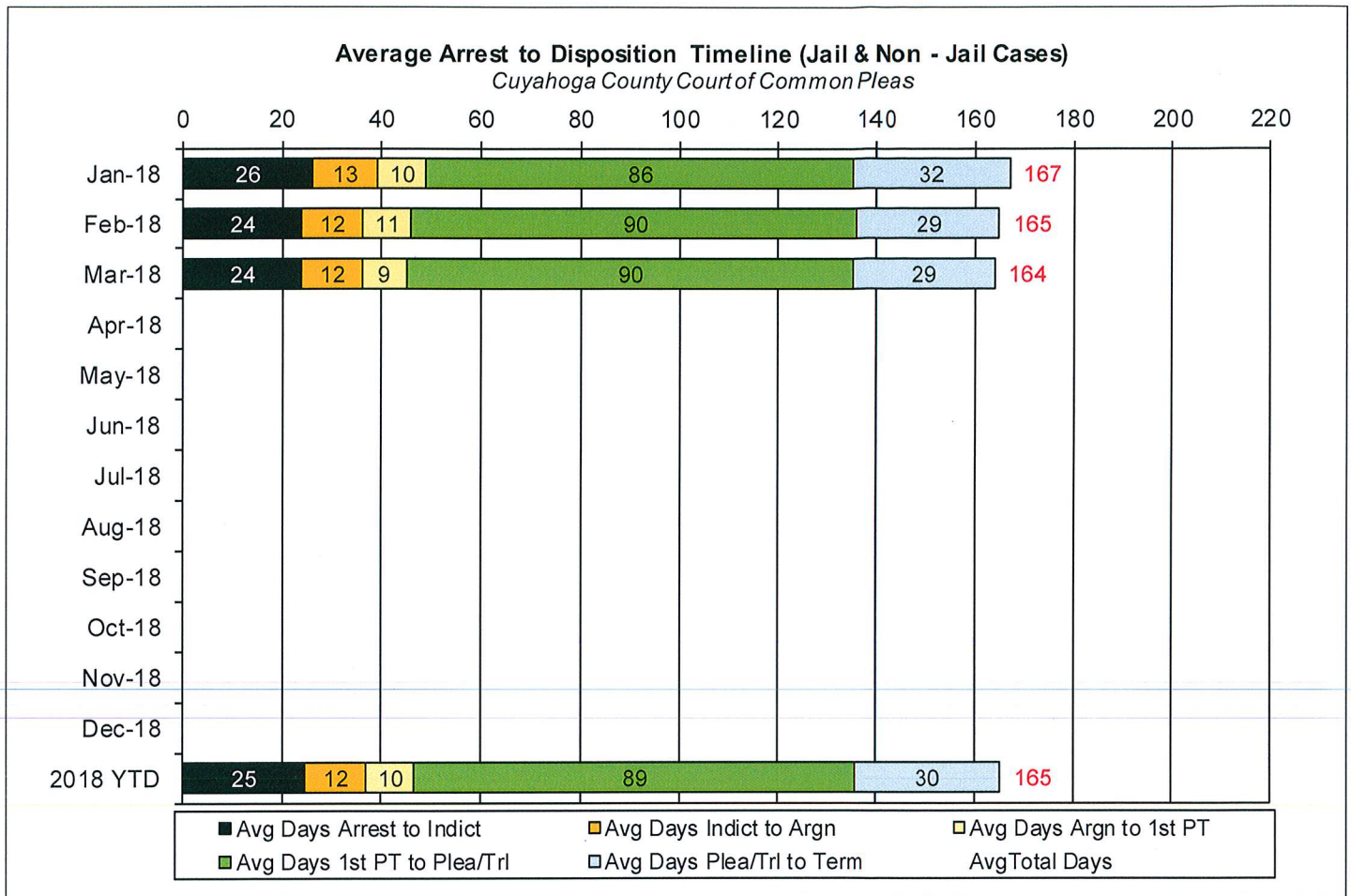
CUYAHOGA COUNTY COMMON PLEAS COURT

Average Arrest to Disposition Timeline (Non-Jail Cases)



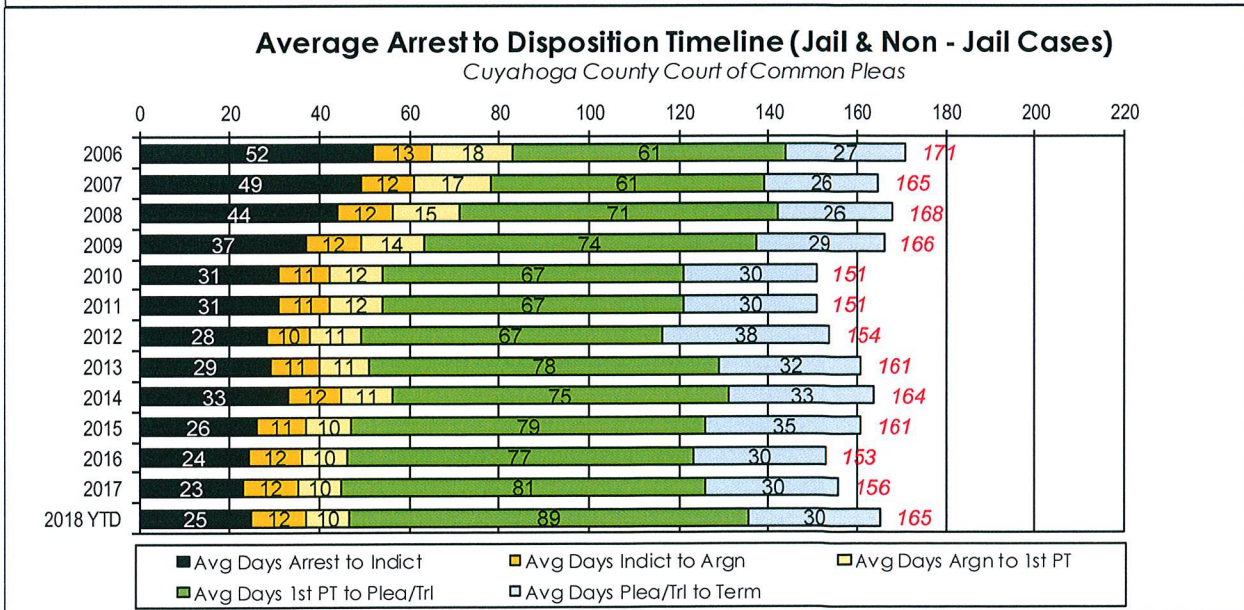
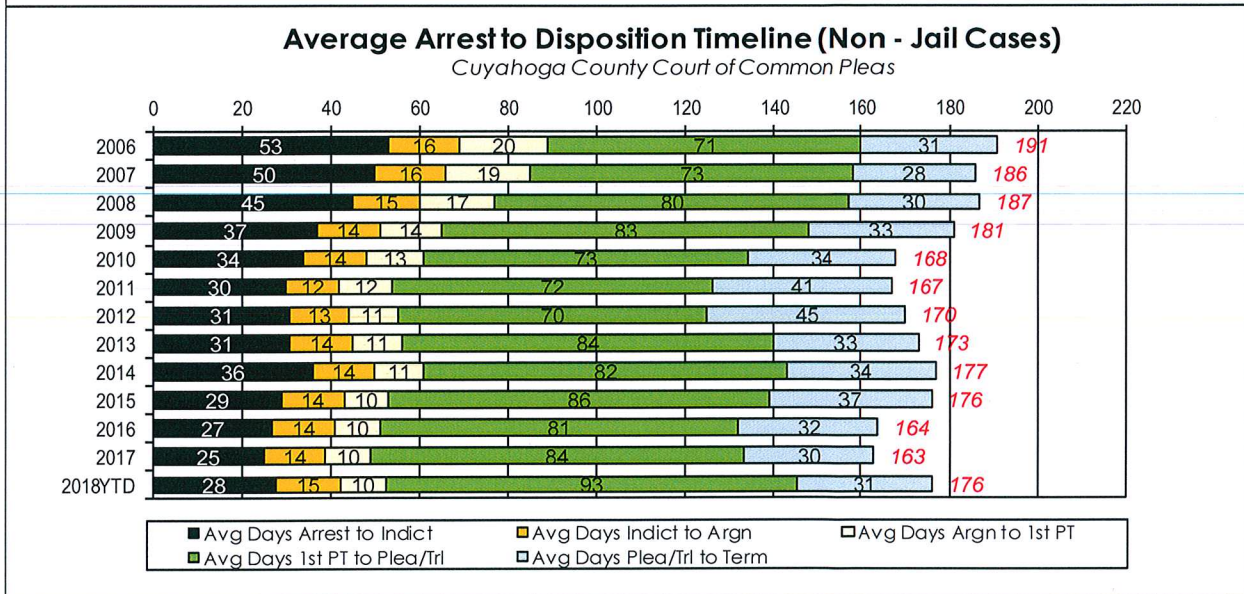
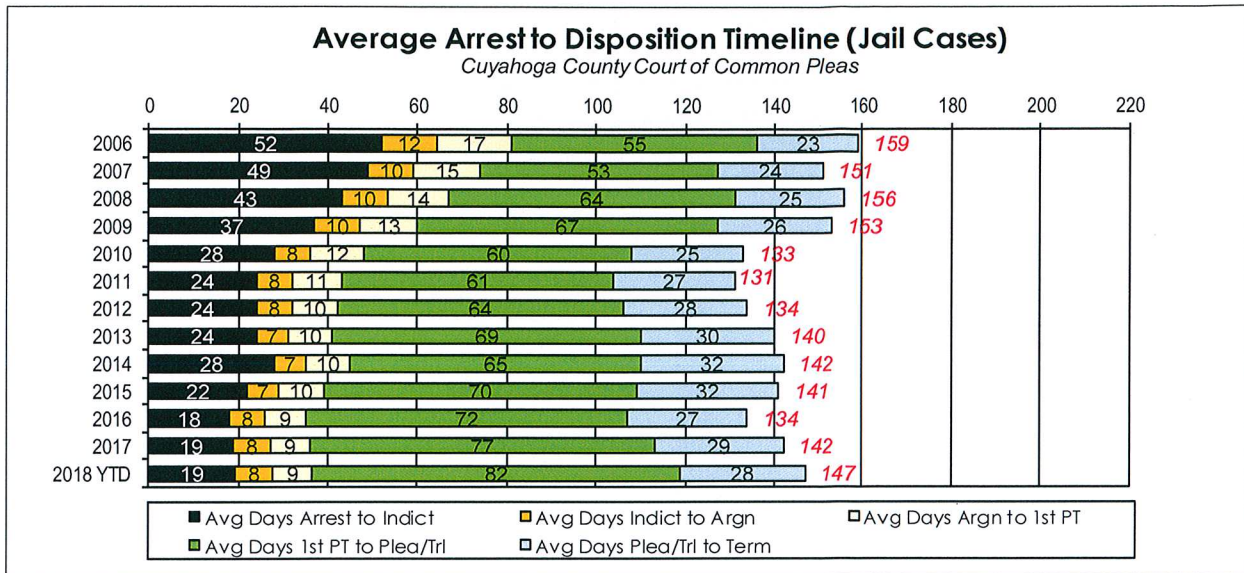
CUYAHOGA COUNTY COMMON PLEAS COURT

Average Arrest to Disposition Timeline (Jail and Non-Jail Cases)



CUYAHOGA COUNTY COMMON PLEAS COURT

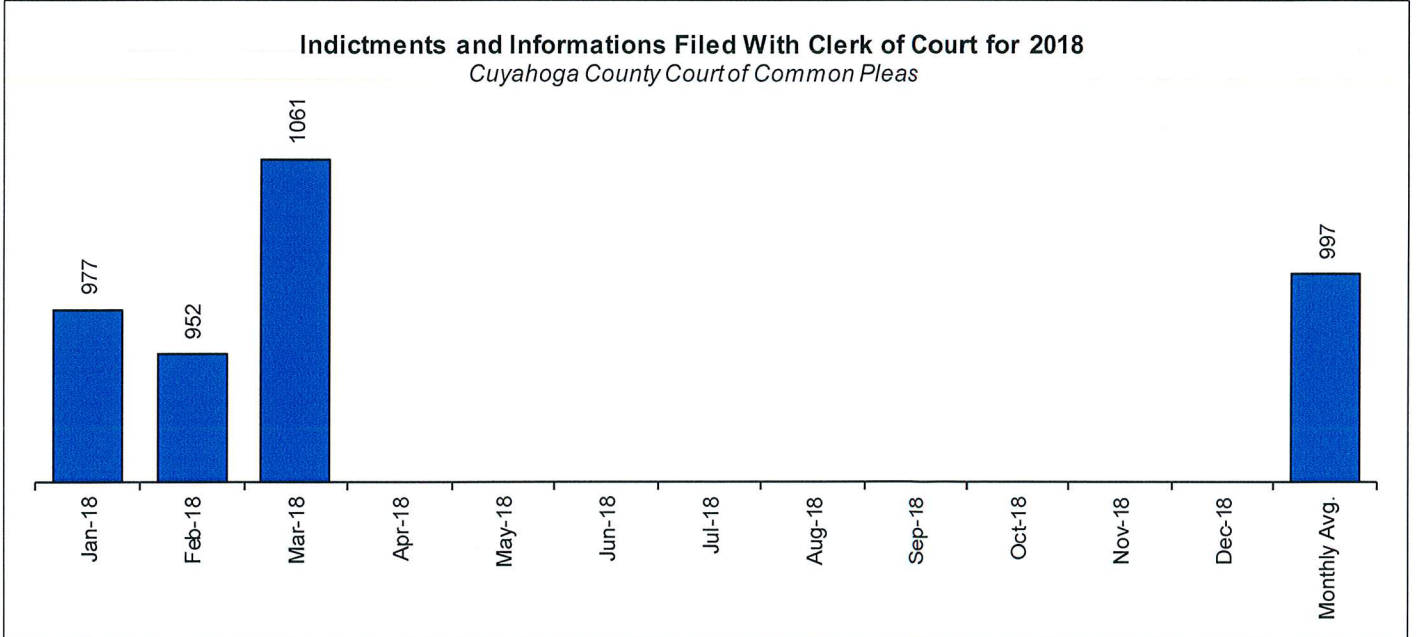
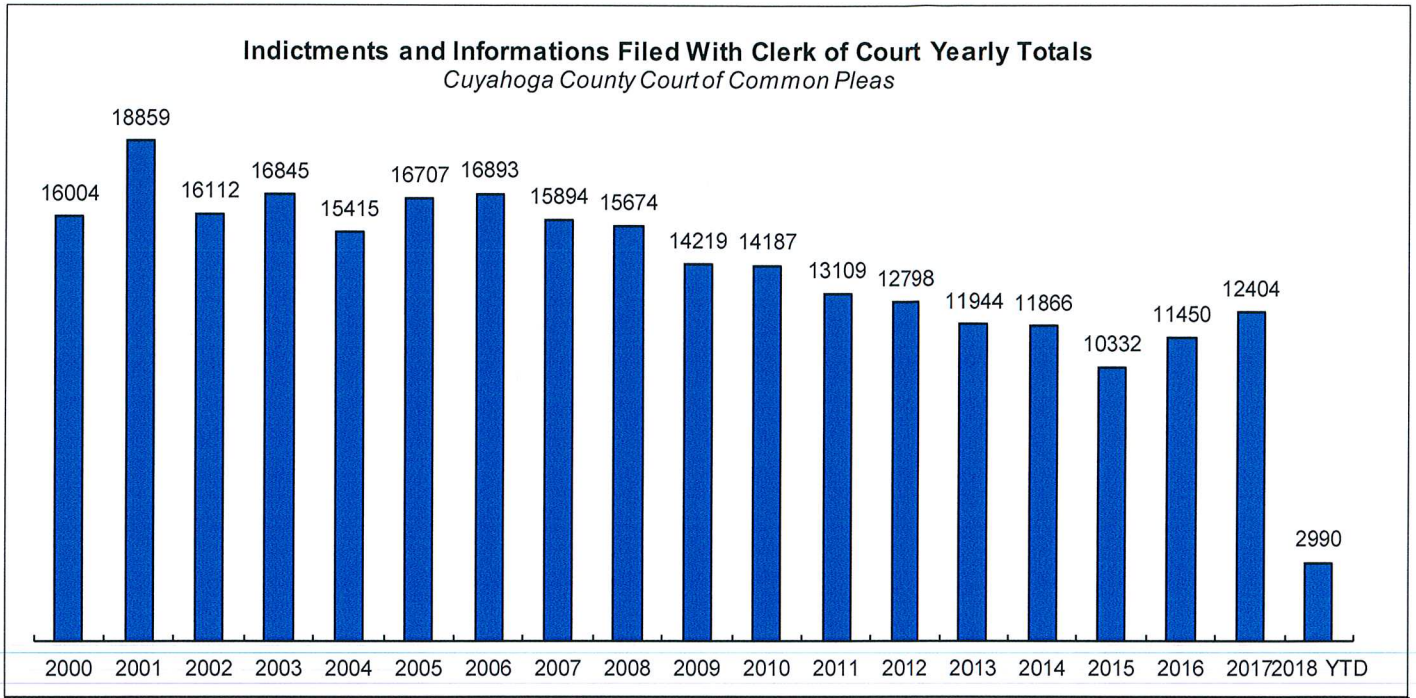
Yearly Average Arrest to Disposition Timeline



CUYAHOGA COUNTY COMMON PLEAS COURT

Indictments and Informations Filed With the Clerk of Courts

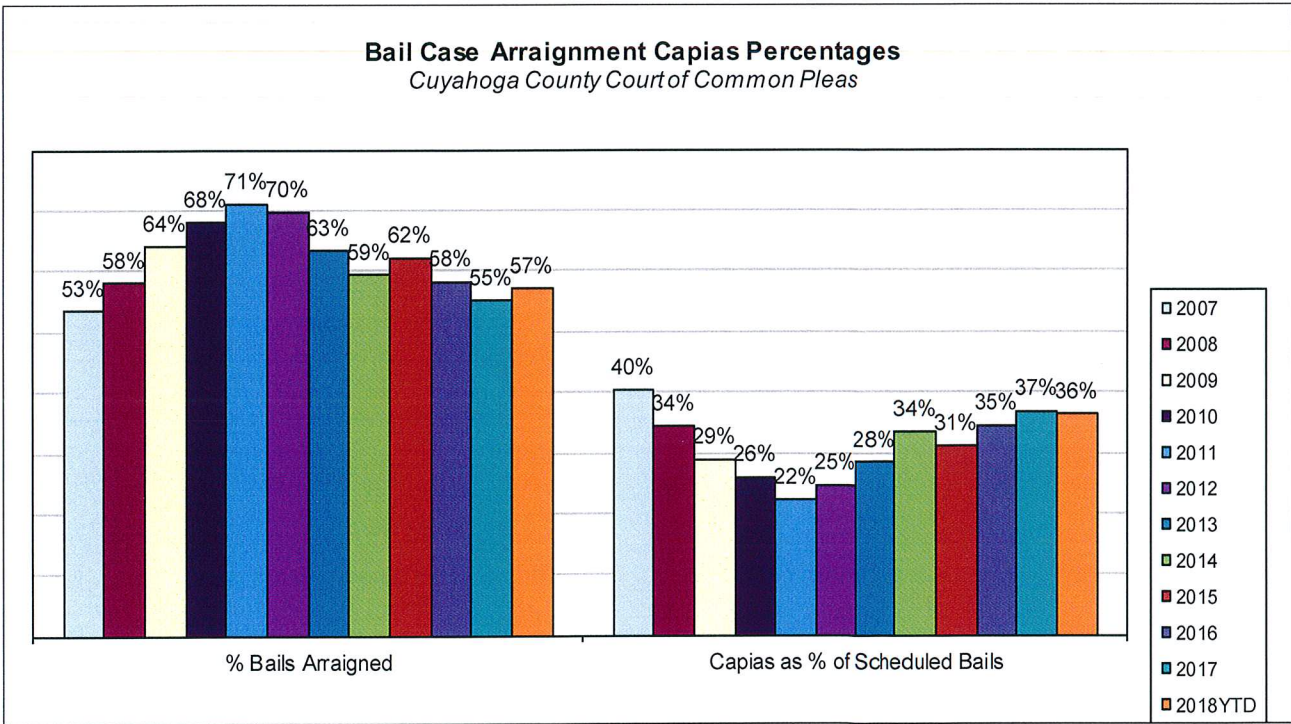
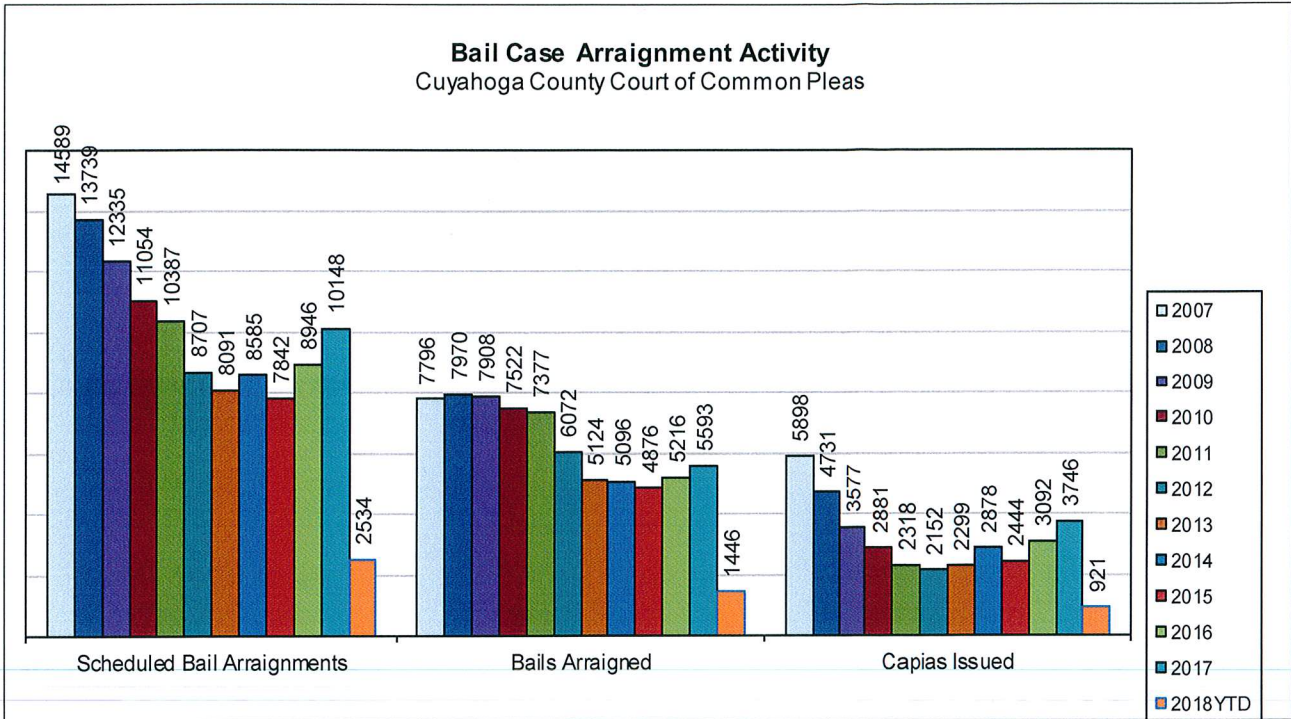
The following charts are reflective of Indictments and Informations filed with the Criminal Clerk of Courts from 2000. The source for this information was the Criminal Clerk's Office.



CUYAHOGA COUNTY COMMON PLEAS COURT

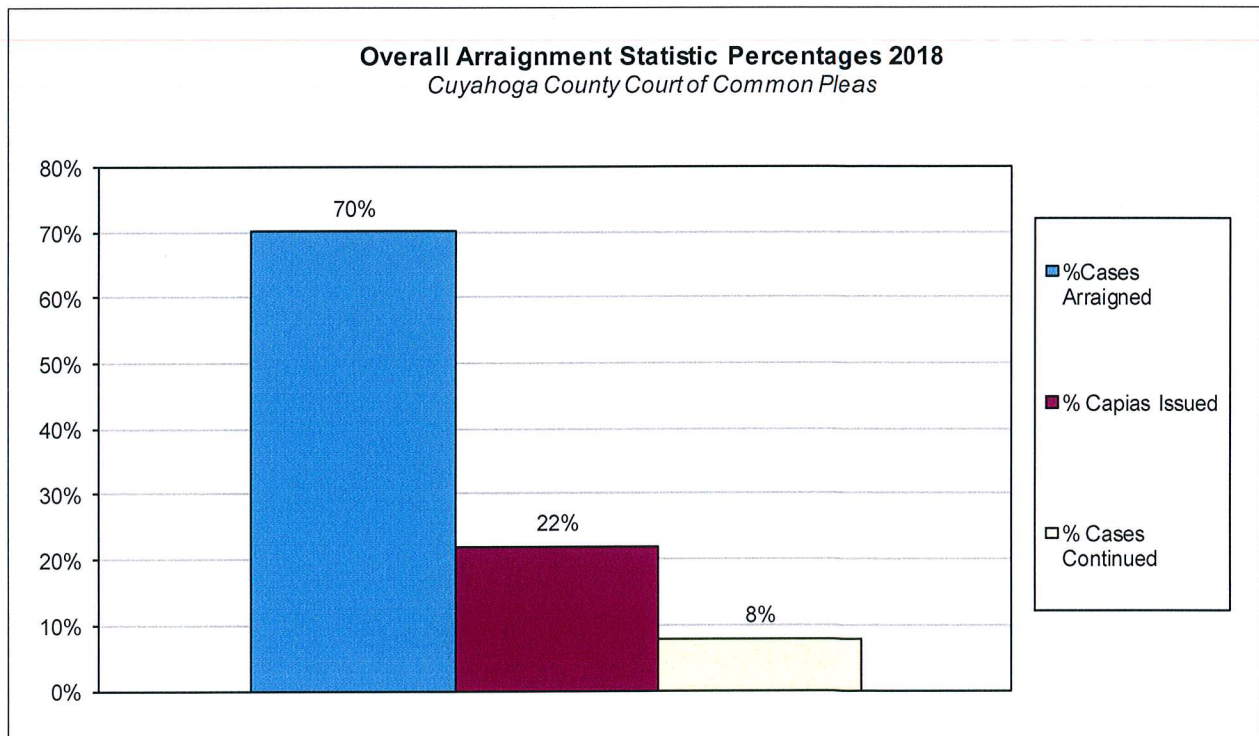
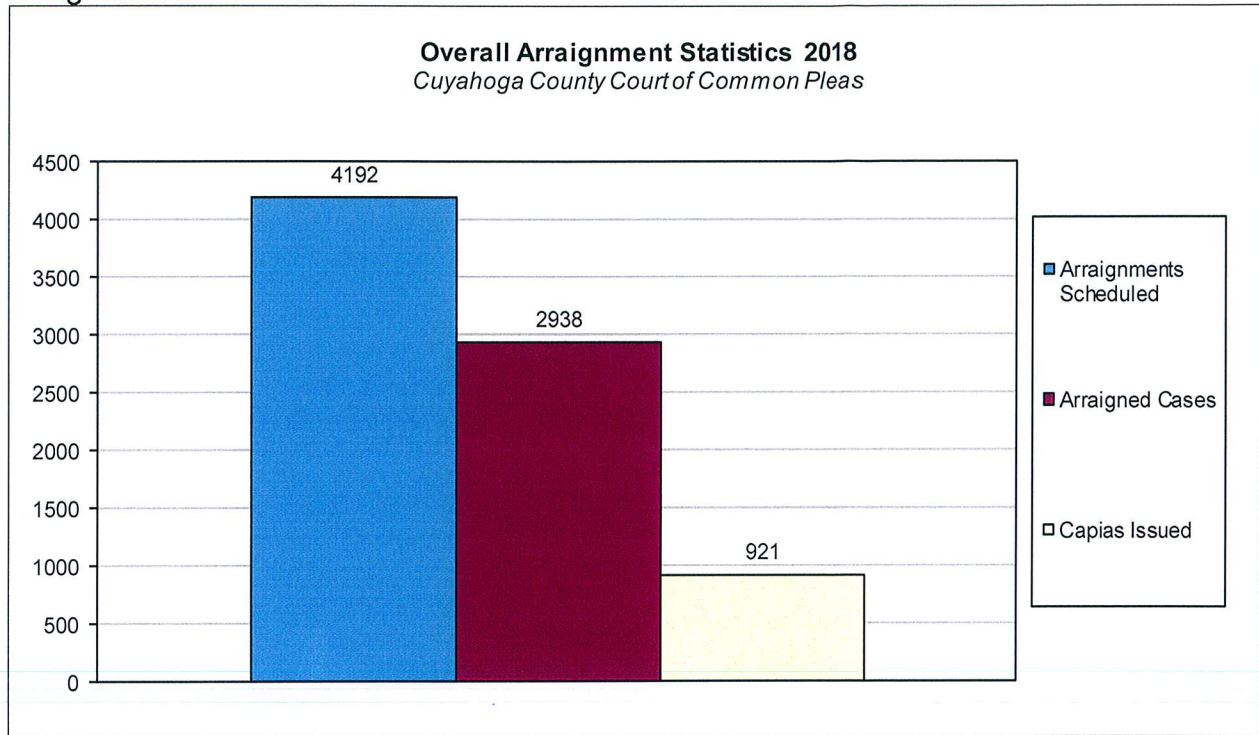
Bail Case Arraignment Activity

The following charts are reflective of arraignment activity where the defendant was not incarcerated at the time of arraignment. The source for this information was the Criminal Records Department.



Overall Arraignment Statistics

The arraignment statistics were provided by the Criminal Records Department. They are provided to give a representation of arraignment activity in the Court in 2018. These statistics include jail and non – jail arraignments.




Judicial Foreclosure Statistics¹

¹ For clarification purposes, Foreclosure cases in this report are identified as Judicial Foreclosure filings (filing codes 1460 (Foreclosure Marsh. Of Lien), 1465(Tax Lien), 1466 (Tax Certificate), 1470 (Quiet Title), and 1480 (Partition)). These cases are different from Board of Revision Foreclosures, which are not reported here.

CUYAHOGA COUNTY COMMON PLEAS COURT

Total Pending Judicial Foreclosure Cases Referred to Magistrates

The following chart is a display of the total number of pending Judicial Foreclosure cases referred to the Magistrates on specific dates. The table below shows the number of these cases pending from each year since 2000.




	As of:	2/8/2018	3/8/2018	4/10/2018														
Year																		
1992		1	1	1														
2000		0	0	0														
2001		0	0	0														
2002		0	0	0														
2003		0	0	0														
2004		0	0	0														
2005		0	0	0														
2006		1	0	0														
2007		1	1	0														
2008		0	0	0														
2009		1	1	2														
2010		0	1	2														
2011		2	3	3														
2012		5	6	7														
2013		3	5	4														
2014		18	16	15														
2015		62	59	43														
2016		263	204	155														
2017		2498	2149	1703														
2018		407	878	1497														
Total		3262	3324	3432														

CUYAHOGA COUNTY COMMON PLEAS COURT

Total Pending Tax Lien & Certificate Cases Referred to Magistrates

The following chart is a display of the number of pending tax Judicial Foreclosure cases referred to the Magistrates on specific dates. The table below shows the number of pending tax Judicial Foreclosure cases in each year since 2000.




	As of:	2/8/2018	3/8/2018	4/10/2018										
Year														
2000		0	0	0										
2001		0	0	0										
2002		0	0	0										
2003		0	0	0										
2004		0	0	0										
2005		0	0	0										
2006		1	0	0										
2007		0	0	0										
2008		0	0	0										
2009		1	1	2										
2010		0	1	1										
2011		1	2	2										
2012		3	4	5										
2013		1	1	1										
2014		5	4	4										
2015		9	9	6										
2016		31	21	14										
2017		675	581	462										
2018		9	232	512										
Total		736	856	1009										

CUYAHOGA COUNTY COMMON PLEAS COURT

Percentage of Pending Judicial Foreclosure Cases By Filing Year

The following chart is a representation of the total number of pending Judicial Foreclosure cases by filing year expressed as a percentage on a specific date. The table below is the supporting data for this chart.

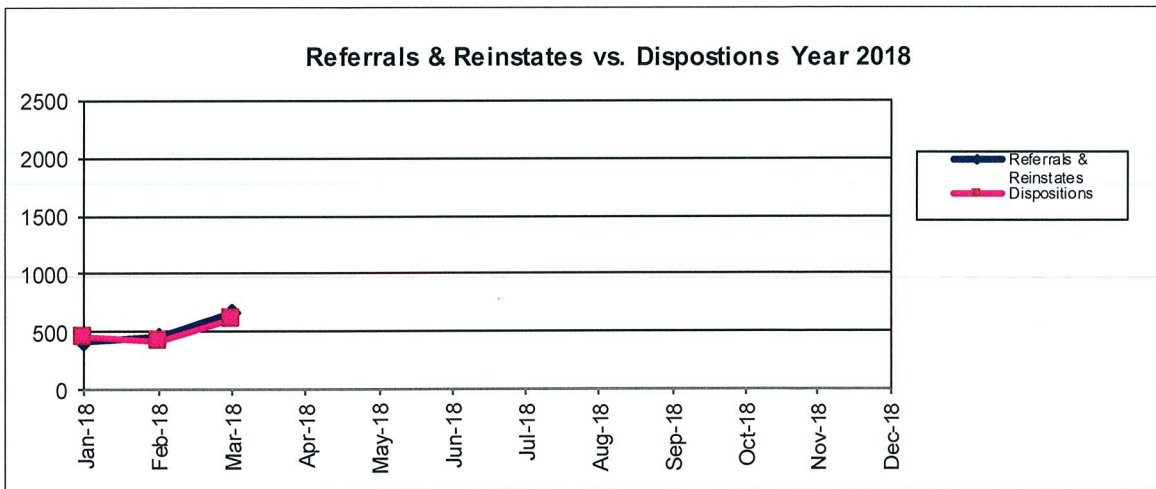
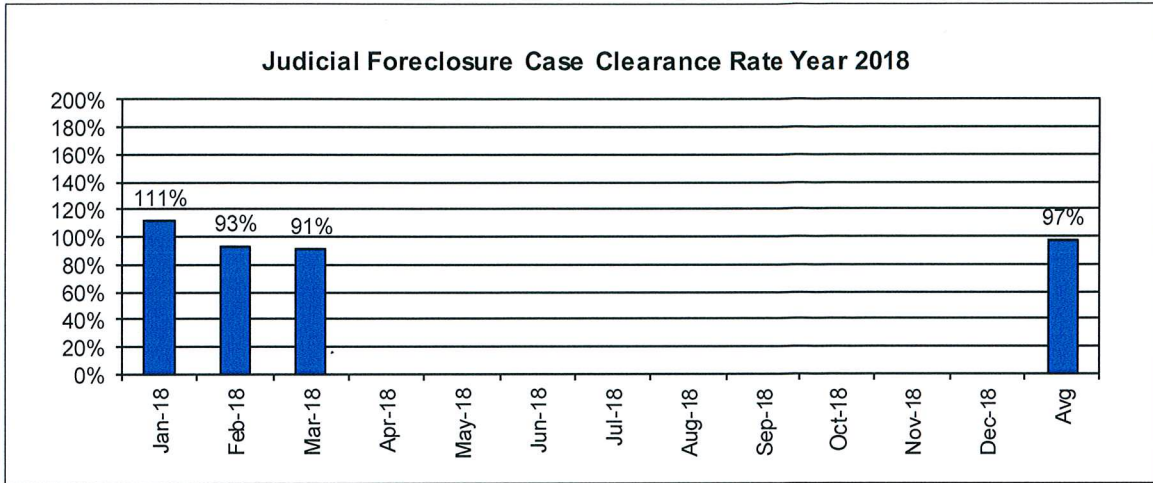


	As of:	4/10/2018	% of Total
Year			
1992		1	0.03%
2000		0	0.00%
2001		0	0.00%
2002		0	0.00%
2003		0	0.00%
2004		0	0.00%
2005		0	0.00%
2006		0	0.00%
2007		0	0.00%
2008		0	0.00%
2009		2	0.06%
2010		2	0.06%
2011		3	0.09%
2012		7	0.20%
2013		4	0.12%
2014		15	0.44%
2015		43	1.25%
2016		155	4.52%
2017		1703	49.62%
2018		1497	43.62%
Total		3432	100.00%

CUYAHOGA COUNTY COMMON PLEAS COURT

Judicial Foreclosure Clearance Rate Year 2018

The Clearance Rate is the number of outgoing cases as a percentage of the number of incoming cases. Clearance rate measures whether the court is keeping up with its incoming caseload. If cases are not disposed in a timely manner, a backlog of cases awaiting disposition will grow. A Clearance Rate of 100% indicates that at least as many cases as have been filed, reopened, or reactivated in a period have been disposed.

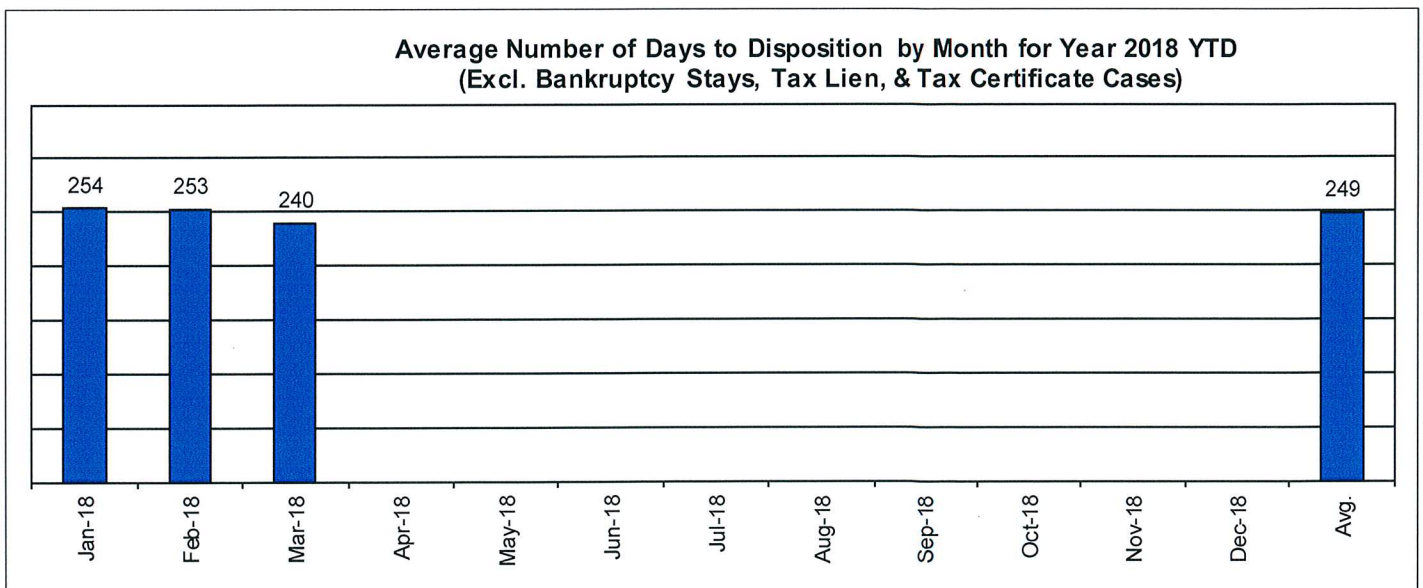
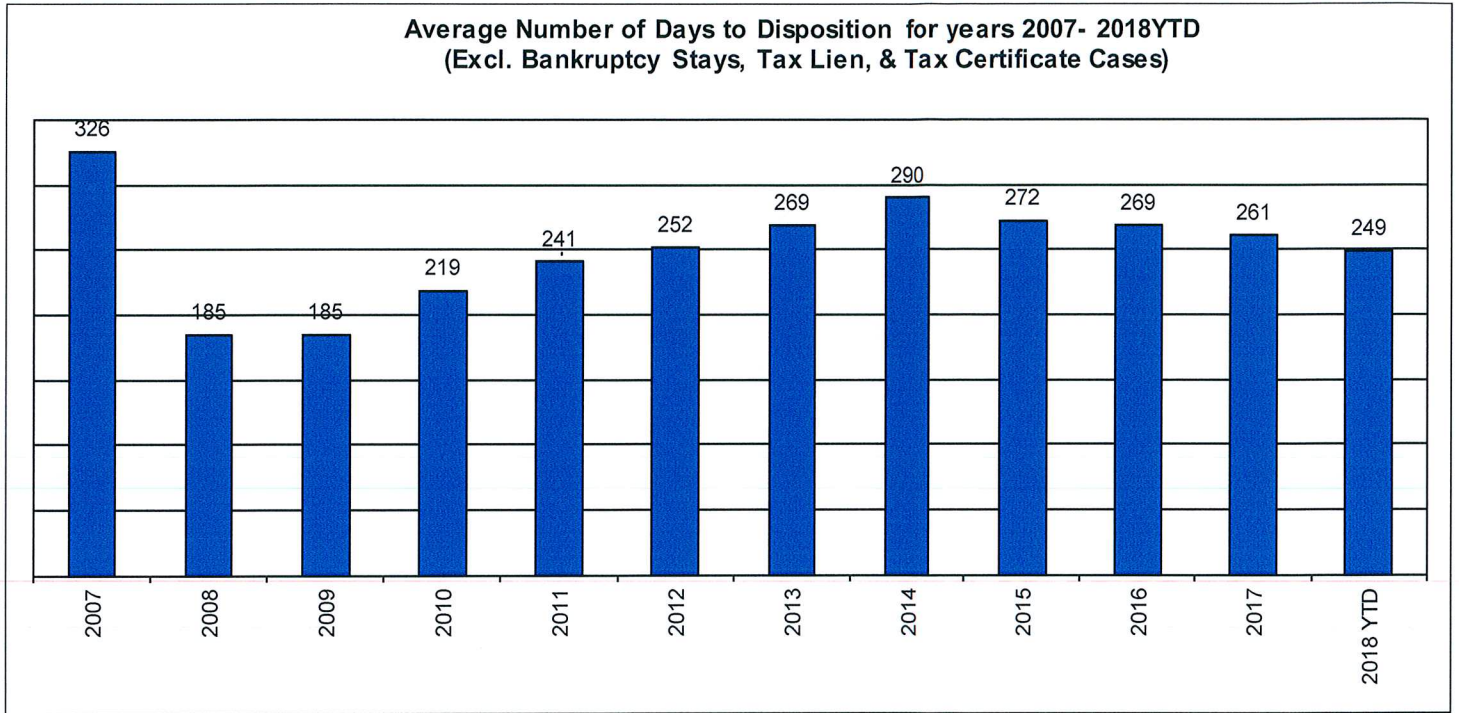


	Referrals & Reinstates	Dispositions	Clearance Rate
Jan-18	412	459	111%
Feb-18	454	422	93%
Mar-18	670	610	91%
Apr-18			
May-18			
Jun-18			
Jul-18			
Aug-18			
Sep-18			
Oct-18			
Nov-18			
Dec-18			
Avg	512	497	97%
Total	1536	1491	

CUYAHOGA COUNTY COMMON PLEAS COURT

Avg. Number of Days to Disp. (Excl. Bank. Stays & Tax Lien & Tax Cert.)

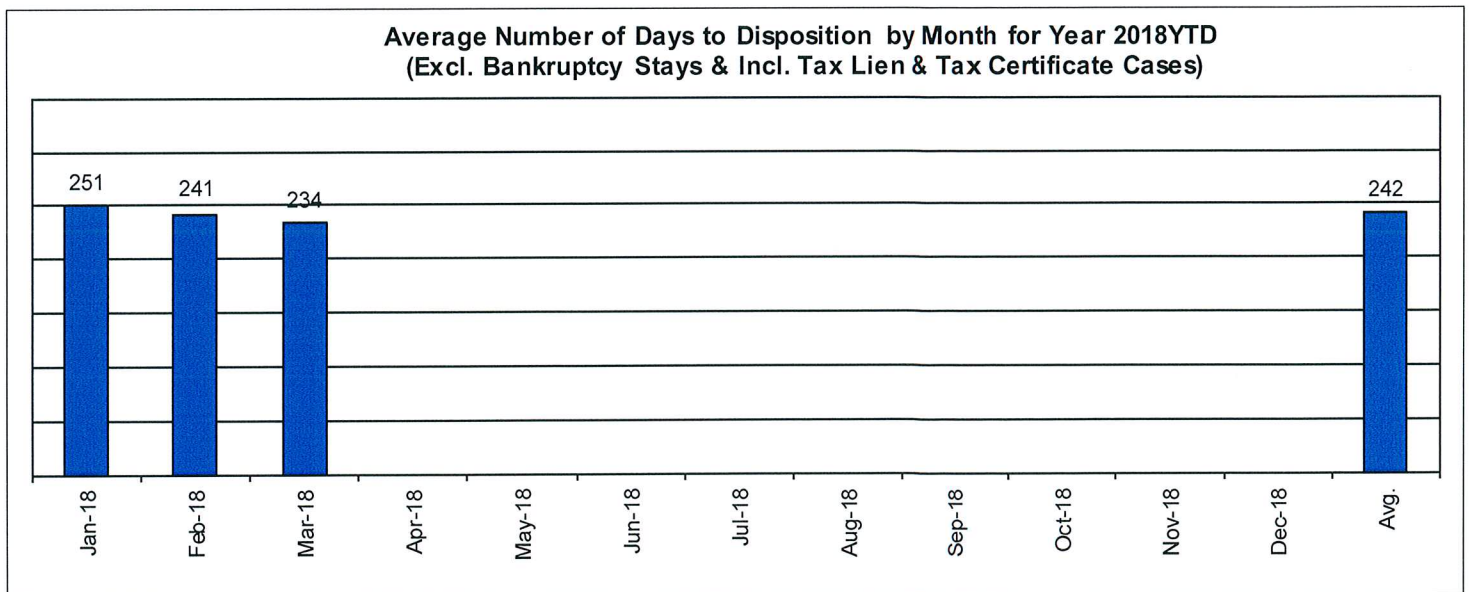
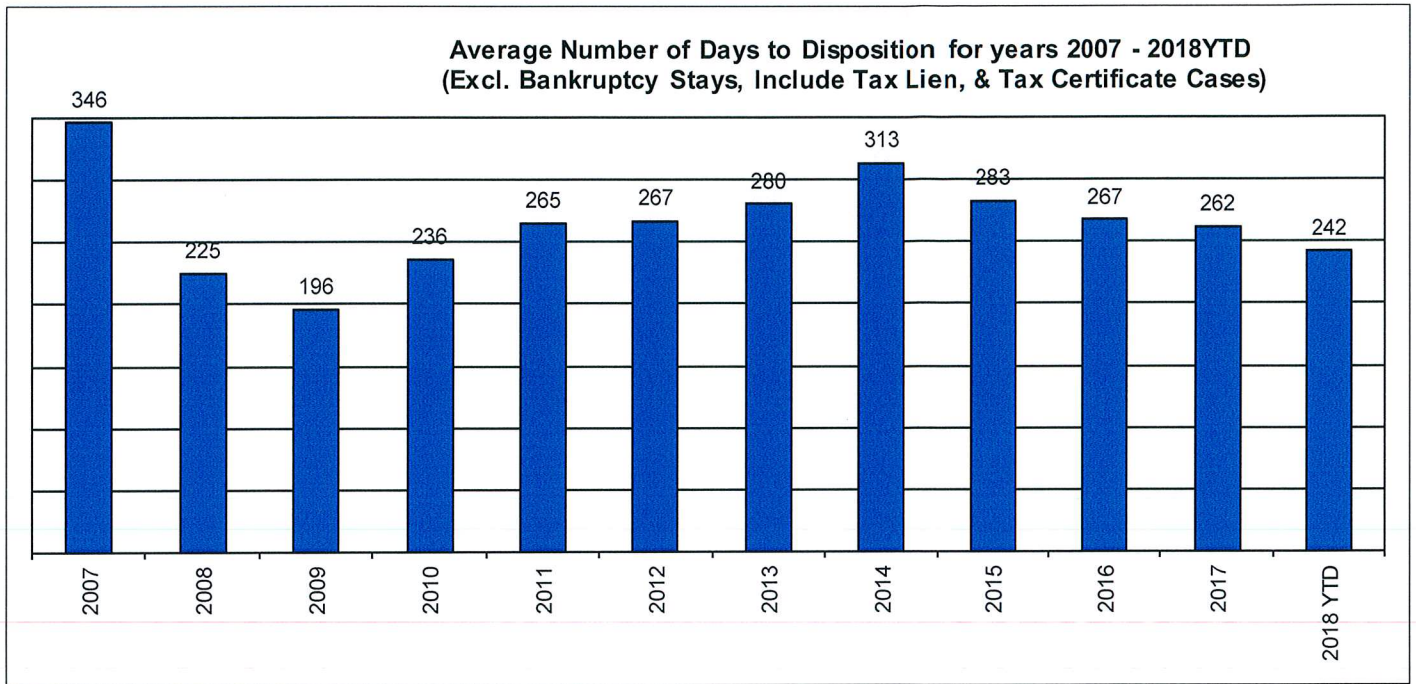
The average number of days to disposition is the number of days from filing to a final disposition entry being filed with the Clerk of Court. The data sample is based on all judicial foreclosure cases terminated by decree or dismissal (cases terminated by bankruptcy are not included) in a month. Each case is examined to determine the number of days between filing and termination with the periods that a case may have been in bankruptcy subtracted. Adding the total days of all of the cases minus bankruptcy periods and dividing by the total number of cases calculates the average. In the following chart, tax judicial foreclosure cases are excluded.



CUYAHOGA COUNTY COMMON PLEAS COURT

Avg. Number of Days to Disp. (Excl. Bank. Stays & Incl. Tax Lien & Tax Cert.)

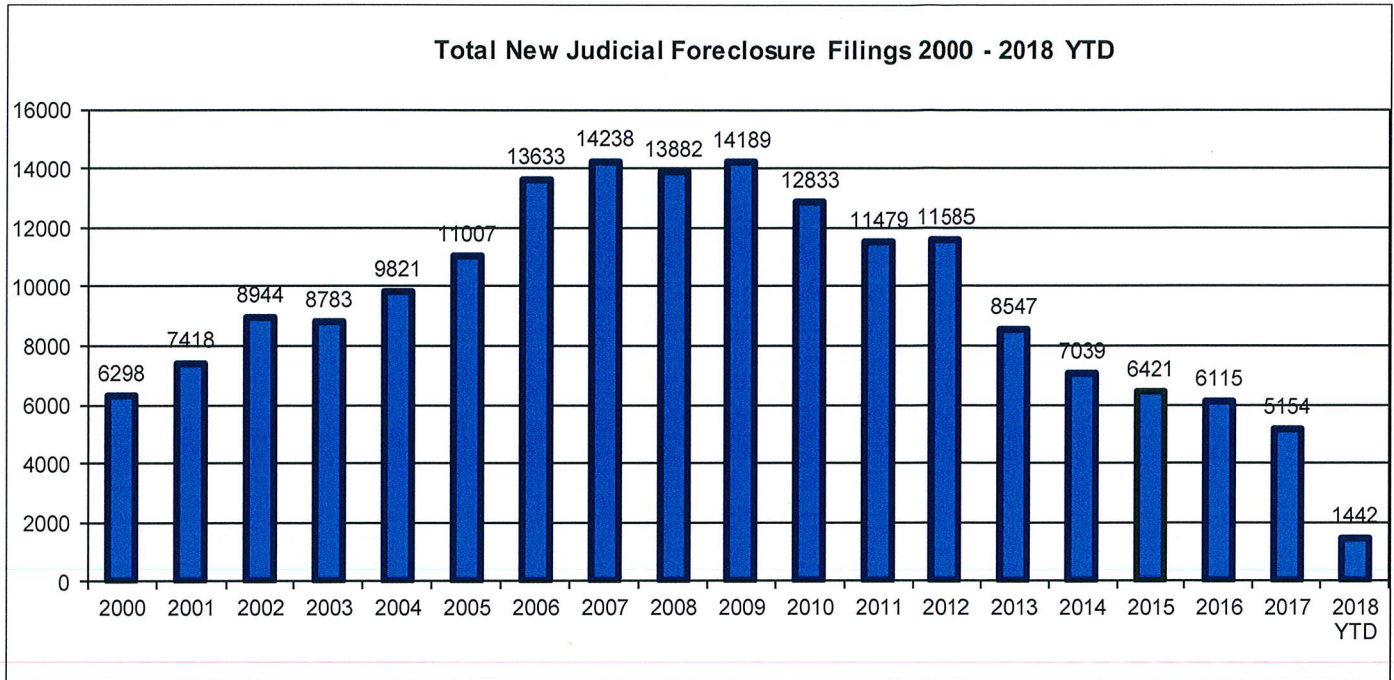
The average number of days to disposition is the number of days from filing to a final disposition entry being filed with the Clerk of Court. The data sample is based on all Judicial Foreclosure cases terminated by decree or dismissal (cases terminated by bankruptcy are not included) in a month. Each case is examined to determine the number of days between filing and termination with the periods that a case may have been in bankruptcy subtracted. Adding the total days of all of the cases minus bankruptcy periods and dividing by the total number of cases calculates the average. In the following chart, all types of Judicial Foreclosure cases are included.



Total New Judicial Foreclosure Filings

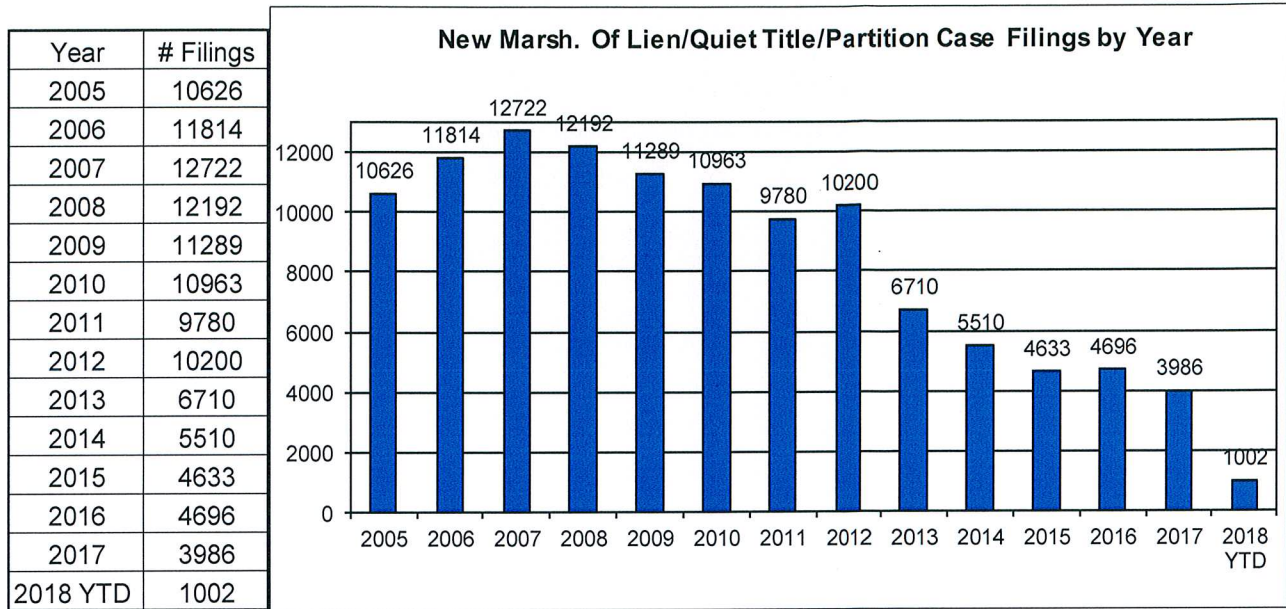
The following charts are provided as a historical view of new judicial foreclosure filings.

1. Total New Judicial Foreclosure Filings from 2000 – 2018 by year
2. Total New Marsh of Lien/Quiet Title/Partition Filings from 2005 – 2018 by month
3. Total New Tax Lien & Tax Certificate Filings for 2005 – 2018 by month
4. Total New Judicial Foreclosure Filings from 2005 – 2018 by month

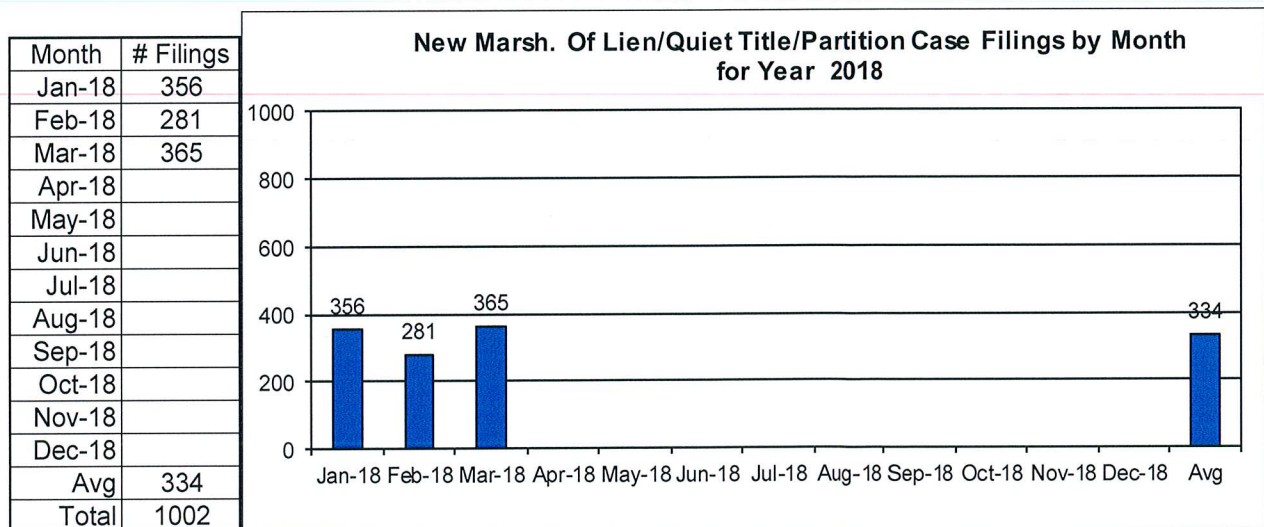


CUYAHOGA COUNTY COMMON PLEAS COURT

New Marsh of Lien/Quiet Title/Partition Case Filings for Years 2005 – 2018 YTD

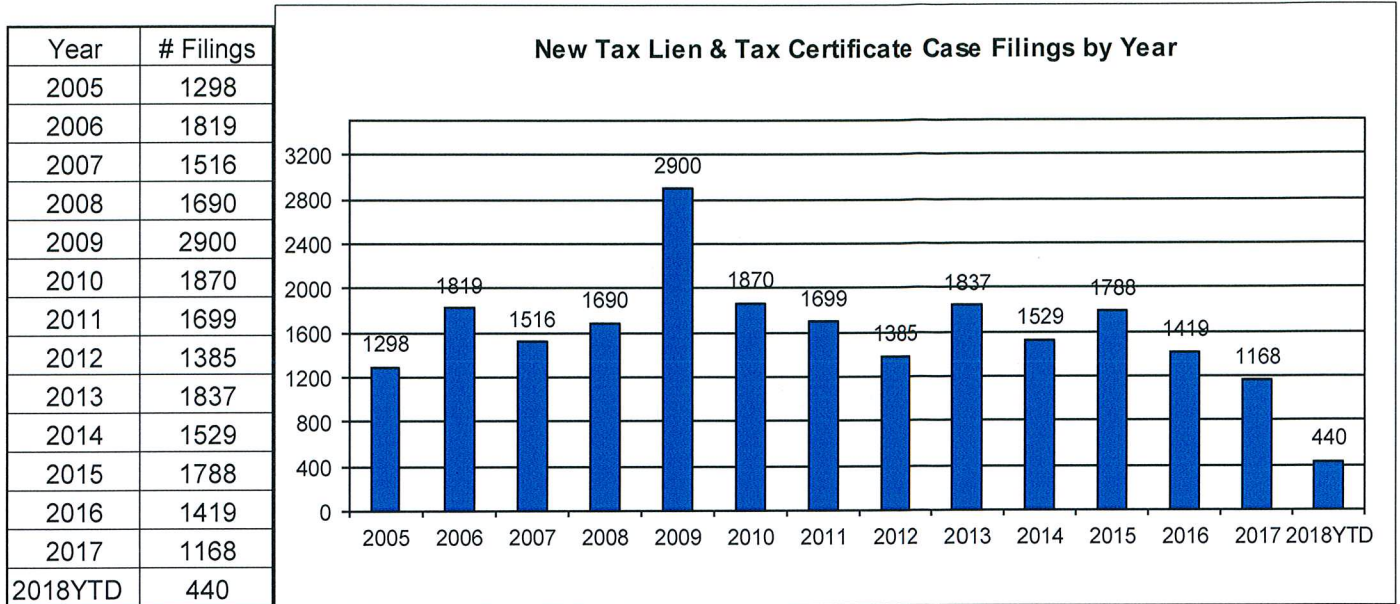


New Marsh of Lien/Quiet Title/Partition Case Filings by month for 2018 YTD

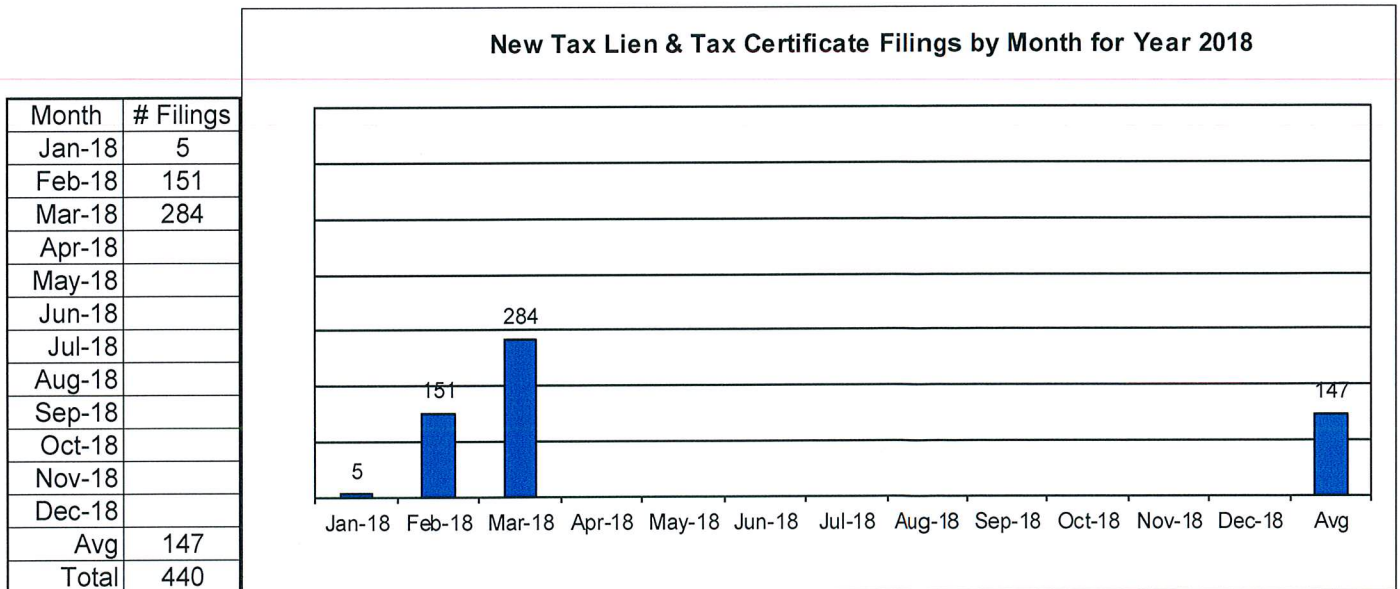


CUYAHOGA COUNTY COMMON PLEAS COURT

New Tax Lien & Certificate Filings for Years 2005 – 2018 YTD



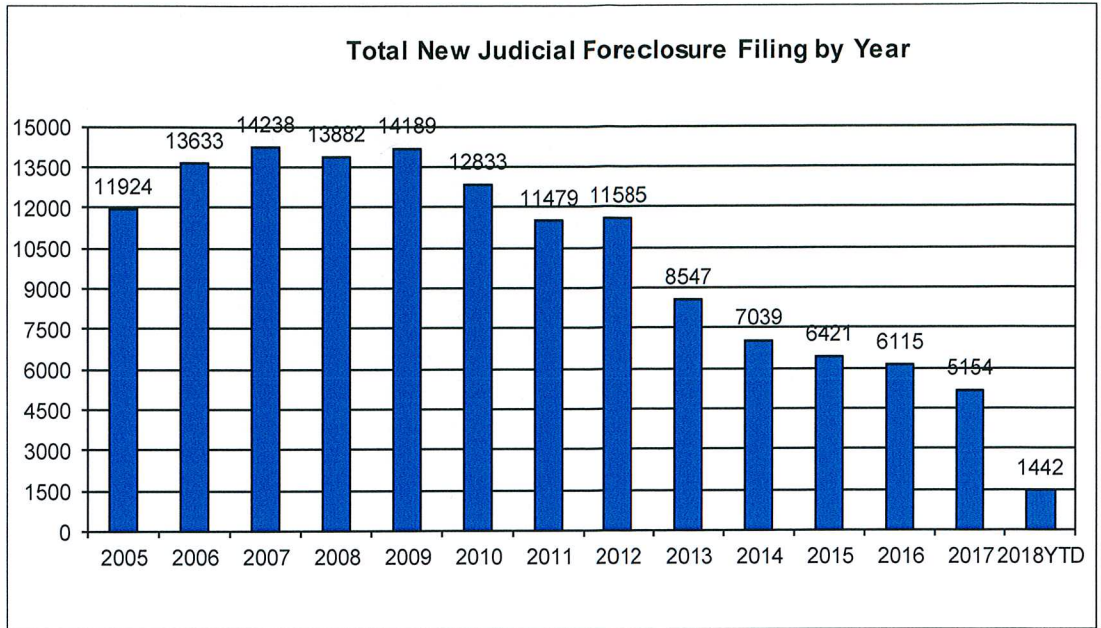
New Tax Lien & Certificate Filings by Month for Year 2018 YTD



CUYAHOGA COUNTY COMMON PLEAS COURT

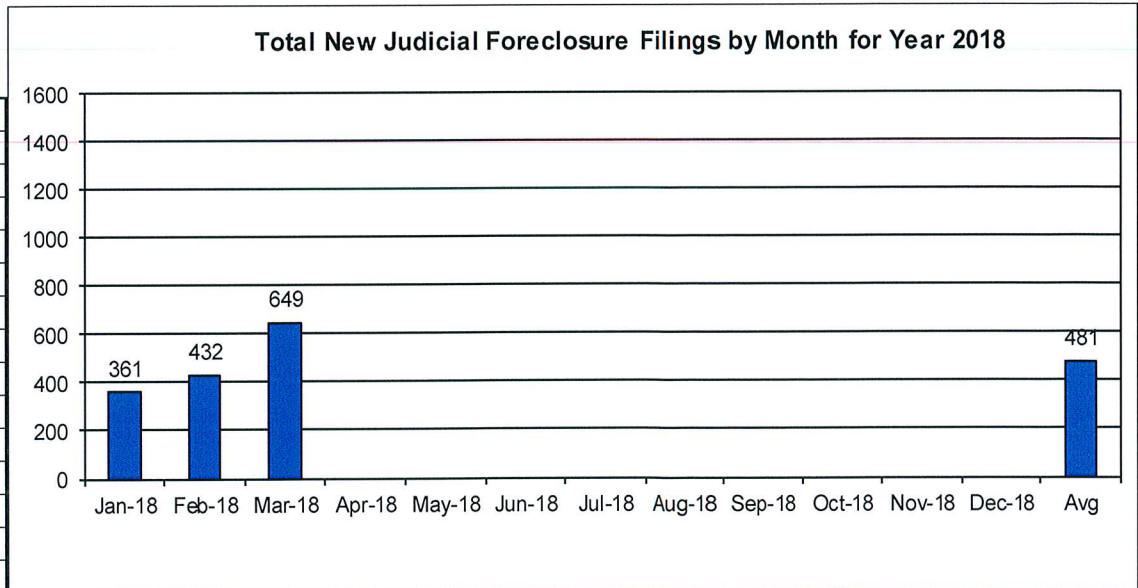
Total New Judicial Foreclosure Filings Years 2005 – 2018 YTD

Year	# Filings
2005	11924
2006	13633
2007	14238
2008	13882
2009	14189
2010	12833
2011	11479
2012	11585
2013	8547
2014	7039
2015	6421
2016	6115
2017	5154
2018 YTD	1442



Total New Judicial Foreclosure Filings by Month for Year 2018 YTD

Month	# Filings
Jan-18	361
Feb-18	432
Mar-18	649
Apr-18	
May-18	
Jun-18	
Jul-18	
Aug-18	
Sep-18	
Oct-18	
Nov-18	
Dec-18	
Avg	481
Total	1442



Magistrate's Monthly Reports

The Magistrates' Monthly Report consists of 5 reports. Below is a description of each.

Magistrate's Monthly Supplemental Journal Entry Report (R415)

Retrieves total number of supplemental entries and Decrees of Confirmation of Sheriff's sale created during a specific period. A supplemental entry is any journal created by a magistrate, which does not close out a case. For example, any magistrate's order (MG) setting a hearing, any journal entry (JE) ruling on a motion, journals confirming Sheriff's sales, etc.).

Magistrate's Full Disposition Count by Magistrate Report (R413)

Retrieves total number of cases disposed of during a specific period. The dispositions are grouped by Magistrate and then broken down by the type of disposition (i. e. Default, Dismissed with Prejudice, Dismissed without Prejudice, etc.) This report can be printed three different ways. Including tax cases (Full Dispositions), excluding tax cases (Non-Tax Dispositions), and Tax cases only (Tax Dispositions).

Magistrate's Monthly Cases Referred/Reinstated Report (R418)

Retrieves newly filed cases referred to the Magistrates Dept. and cases previously disposed by the Magistrates Dept. that are reinstated and re-referred to the magistrates. The cases are separated by Tax (filing code 1465; Tax Judicial Foreclosure & 1466; Tax Certificate Judicial Foreclosure) and Non-Tax (1460; Judicial Foreclosure Marsh. Of Lien, 1480; Partition, 1470; Quiet Title, misc. (i. e. 1391; Contract Other, etc.).

Magistrate's Monthly Hearing Totals Report (R3146)

Retrieves total number of hearings held during one month. The hearings are grouped by Magistrate and then broken down by what type hearing was held (i. e. Default, Pretrial, etc.).

Magistrate's Monthly Case Load Report (R3147)

Retrieves individual caseload totals for individual magistrates during a specific period. The cases are grouped by magistrate and then broken down by case type (i. e. tax judicial foreclosure, tax certificate judicial foreclosure and non-tax judicial foreclosure).

CUYAHOGA COUNTY COURT OF COMMON PLEAS

DATE: 04/10/2018
TIME: 8:17 AM

OFFICE OF THE MAGISTRATES
MAGISTRATE'S MONTHLY SUPPLEMENTALS BY CASE
REPORTING PERIOD: MARCH 2018

PAGE: 1
CMSR415D

SUPPLEMENTALS

AUGUSTYN	142
BAKER	250
BUCHA	175
DAY	278
DYKE	232
GONZALEZ	223
HIPPLEY	158
JACKSON	161
KLEIN	283
LUCAS	216
VOZAR	341
WEISS	346
UNACCOUNTED FOR	0

TOTAL 2805

CONFIRMATIONS

TOTAL 0

CUYAHOGA COUNTY COURT OF COMMON PLEAS

OFFICE OF THE MAGISTRATES

Full Disposition Count by Magistrate

REPORTING PERIOD: FROM 03/01/2018 TO 03/31/2018

DATE: 04/10/2018

TIME: 8:24 AM

PAGE: 1

CMSR413

MagID	Dispose Type	Tax Cert.	Tax Treas.	Total
KCA				
	Bank	0	0	1
	Def	0	0	15
	Dism	0	4	17
	Ref. Vacate	0	0	0
	Court Trial	0	0	0
	Other	0	8	8
	<u>MAG'S TOTAL</u>	0	12	<u>41</u>

Decrees	387
Defaults	217
Other	168
Court Trial	2
Dismissals	195
Bankruptcy	28
Ref. Vacated	0
Grand Total	610

GDB				
	Bank	0	0	3
	Def	1	0	25
	Dism	0	2	15
	Ref. Vacate	0	0	0
	Court Trial	0	0	0
	Other	0	13	26
	<u>MAG'S TOTAL</u>	1	15	<u>69</u>

SMB				
	Bank	1	1	3
	Def	1	0	7
	Dism	0	0	17
	Ref. Vacate	0	0	0
	Court Trial	0	0	0
	Other	0	6	8
	<u>MAG'S TOTAL</u>	2	7	<u>35</u>

CED				
	Bank	0	0	2
	Def	0	0	14
	Dism	0	1	10
	Ref. Vacate	0	0	0
	Court Trial	0	0	1
	Other	1	8	11
	<u>MAG'S TOTAL</u>	1	9	<u>38</u>

JTD				
	Bank	0	0	1
	Def	0	0	17
	Dism	0	5	18
	Ref. Vacate	0	0	0
	Court Trial	0	0	0
	Other	0	8	9
	<u>MAG'S TOTAL</u>	0	13	<u>45</u>

TG				
	Bank	0	0	3
	Def	1	0	24
	Dism	0	3	26
	Ref. Vacate	0	0	0
	Court Trial	0	0	0
	Other	0	7	11
	<u>MAG'S TOTAL</u>	1	10	<u>64</u>

KH				
	Bank	0	0	0
	Def	0	0	5
	Dism	0	3	19
	Ref. Vacate	0	0	0
	Court Trial	0	0	0
	Other	1	3	11
	<u>MAG'S TOTAL</u>	1	6	<u>35</u>

ARJ				
	Bank	0	0	1
	Def	0	0	15
	Dism	0	0	8

DATE: 04/10/2018
TIME: 8:24 AM

CUYAHOGA COUNTY COURT OF COMMON PLEAS
OFFICE OF THE MAGISTRATES
Full Disposition Count by Magistrate
REPORTING PERIOD: FROM 03/01/2018 TO 03/31/2018

PAGE: 2
CMSR413

MagID	Dispose Type	Tax Cert.	Tax Treas.	Total
	Ref. Vacate	0	0	0
	Court Trial	0	0	1
	Other	1	11	19
	<u>MAG'S TOTAL</u>	1	11	<u>44</u>
<hr/>				
MK	Bank	0	1	3
	Def	1	0	19
	Dism	0	0	8
	Ref. Vacate	0	0	0
	Court Trial	0	0	0
	Other	0	9	14
	<u>MAG'S TOTAL</u>	1	10	<u>44</u>
<hr/>				
PL	Bank	0	1	3
	Def	1	0	35
	Dism	0	2	18
	Ref. Vacate	0	0	0
	Court Trial	0	0	0
	Other	0	17	19
	<u>MAG'S TOTAL</u>	1	20	<u>75</u>
<hr/>				
TJV	Bank	0	1	5
	Def	1	0	19
	Dism	0	2	20
	Ref. Vacate	0	0	0
	Court Trial	0	0	0
	Other	0	14	16
	<u>MAG'S TOTAL</u>	1	17	<u>60</u>
<hr/>				
CW	Bank	0	0	3
	Def	0	0	22
	Dism	0	3	19
	Ref. Vacate	0	0	0
	Court Trial	0	0	0
	Other	0	9	16
	<u>MAG'S TOTAL</u>	0	12	<u>60</u>

CUYAHOGA COUNTY COURT OF COMMON PLEAS

DATE: 04/10/2018
 TIME: 08:25 AM

OFFICE OF THE MAGISTRATES
 MAGISTRATE'S MONTHLY REF/REIN CASES
 FROM 03/01/2018 TO 03/31/2018

CMSR418

MAGISTRATE	NEW REFERRALS				REINSTATED			
	Tax Treas.	Tax Cert.	Non-Tax	Total	Tax Treas.	Tax Cert.	Non-Tax	Total
<u>AUGUSTYN/KEVIN/C</u>	16	0	20	36	0	0	1	1
<u>BAKER/GAIL/D</u>	29	0	32	61	0	0	1	1
<u>BUCHA/STEPHEN/M</u>	8	0	19	27	0	0	0	0
<u>DAY/CHRISTOPHER/E</u>	18	0	36	54	0	0	1	1
<u>DYKE/JOHN/T</u>	21	1	38	60	0	0	1	1
<u>GONZALEZ/TRACEY/</u>	24	0	34	58	0	0	2	2
<u>HIPPLEY/KEVIN/</u>	29	0	28	57	0	1	2	3
<u>JACKSON/AMY/R</u>	24	0	31	55	0	0	1	1
<u>KLEIN/MONICA/</u>	33	0	25	58	0	0	1	1
<u>LUCAS/PAUL/</u>	32	0	28	60	1	0	1	2
<u>VOZAR/THOMAS/J</u>	25	0	39	64	0	0	3	3
<u>WEISS/CAROL/</u>	27	0	35	62	0	0	2	2
<u>TOTAL</u>	286	1	365	652	1	1	16	18
<u>COMBINED TOTAL</u>	670							

CUYAHOGA COUNTY COURT OF COMMON PLEAS

**OFFICE OF THE MAGISTRATES
MAG MONTHLY HEARING TOTALS
Reporting Period: March 2018**

DATE: 04/10/2018
TIME: 08:25 AM

PAGE: 1
CMSR3146

Monthly Hearing Total 460

AUGUSTYN
 Default Hearings 14
 Tax Hearings 5
 Pretrials 5

 TOTAL: 24

BAKER
 Default Hearings 26
 Tax Hearings 4
 Pretrials 0

 TOTAL: 30

BUCHA
 Default Hearings 9
 Tax Hearings 8
 Pretrials 21

 TOTAL: 38

DAY
 Default Hearings 20
 Tax Hearings 4
 Pretrials 7

 TOTAL: 31

DYKE
 Default Hearings 21
 Tax Hearings 7
 Pretrials 3

 TOTAL: 31

GONZALEZ
 Default Hearings 23
 Tax Hearings 10
 Pretrials 7

 TOTAL: 40

HIPPLEY
 Default Hearings 20
 Tax Hearings 14
 Pretrials 1

 TOTAL: 35

JACKSON
 Default Hearings 23
 Tax Hearings 7
 Pretrials 17

 TOTAL: 47

KLEIN
 Default Hearings 32
 Tax Hearings 13
 Pretrials 4

 TOTAL: 49

LUCAS
 Default Hearings 26
 Tax Hearings 10
 Pretrials 5

 TOTAL: 41

CUYAHOGA COUNTY COURT OF COMMON PLEAS

DATE: 04/10/2018
 TIME: 8:26 AM

Office of the Magistrates
 Magistrate's Monthly Case Load
 MONTH: MARCH 2018

PAGE: 1
 CMSR3147

Magistrate Name	Non Tax Total	Tax Cert.	Tax Treas.	Total Tax	Total Cases
AUGUSTYN	116	1	70	71	187
BAKER	196	0	81	81	277
BUCHA	93	2	39	41	134
DAY	159	0	45	45	204
DYKE	155	4	65	69	224
GONZALEZ	193	5	84	89	282
HIPPLEY	208	5	79	84	292
JACKSON	192	2	68	70	262
KLEIN	190	4	93	97	287
LUCAS	192	3	100	103	295
VOZAR	200	5	93	98	298
WEISS	198	6	75	81	279
Non Tax Total:	2092	Cert.Tax Total: 37	Tax Treas. Total: 892	Total Tax: 929	Total Cases: 3021

Report CMSR1062 - Judicial Foreclosure Statistics by Judge

Report CMSR1062 provides a list of judicial foreclosure case activity for each Judge. The report identifies how many cases were pending at the beginning of the period. The new cases filed and cases that were transferred in or reactivated are added to the number pending at the beginning of the period. It then shows the type and number of terminations for the period. The total terminations are subtracted from the total pending which provides the pending at the end of the period.

CUYAHOGA COUNTY COURT OF COMMON PLEAS

DATE: 04/10/2018
TIME: 08:14 AM

Foreclosure Statistics by Judge
Reporting Period: March 2018

PAGE: 1
CMSR1062

Judge

AMBROSE, DICK							
Pending at Beg of Period			New Cases Filed		Cases Transferred In / Reactivated		Total
	76		21		3		100
Terminations							
	Bankruptcy	Default	RefVacated	Court Trial	Dismiss	Other	Total
	1	5	0	0	4	11	21
	Total Pending at End of Period						79

BARKER, PAMELA A							
Pending at Beg of Period			New Cases Filed		Cases Transferred In / Reactivated		Total
	108		23		5		136
Terminations							
	Bankruptcy	Default	RefVacated	Court Trial	Dismiss	Other	Total
	0	17	0	0	7	9	33
	Total Pending at End of Period						103

BURNSIDE, JANET R							
Pending at Beg of Period			New Cases Filed		Cases Transferred In / Reactivated		Total
	91		14		3		108
Terminations							
	Bankruptcy	Default	RefVacated	Court Trial	Dismiss	Other	Total
	0	3	0	0	1	13	17
	Total Pending at End of Period						91

CALABRESE, DEENA R							
Pending at Beg of Period			New Cases Filed		Cases Transferred In / Reactivated		Total
	100		19		2		121
Terminations							
	Bankruptcy	Default	RefVacated	Court Trial	Dismiss	Other	Total
	1	7	0	0	4	11	23
	Total Pending at End of Period						98

CLANCY, MAUREEN							
Pending at Beg of Period			New Cases Filed		Cases Transferred In / Reactivated		Total
	91		20		2		113
Terminations							
	Bankruptcy	Default	RefVacated	Court Trial	Dismiss	Other	Total
	1	6	0	0	6	7	20
	Total Pending at End of Period						93

COLLIER-WILLIAMS, CASSANDRA							
Pending at Beg of Period			New Cases Filed		Cases Transferred In / Reactivated		Total
	98		17		3		118
Terminations							
	Bankruptcy	Default	RefVacated	Court Trial	Dismiss	Other	Total
	2	3	0	0	4	6	15
	Total Pending at End of Period						103

CORRIGAN, BRIAN J							
Pending at Beg of Period			New Cases Filed		Cases Transferred In / Reactivated		Total
	108		18		3		129
Terminations							
	Bankruptcy	Default	RefVacated	Court Trial	Dismiss	Other	Total
	0	8	0	0	11	7	26
	Total Pending at End of Period						103

CORRIGAN, PETER J

CUYAHOGA COUNTY COURT OF COMMON PLEAS

DATE: 04/10/2018
TIME: 08:14 AM

Foreclosure Statistics by Judge
Reporting Period: March 2018

PAGE: 2
CMSR1062

Judge

Pending at Beg of Period	94	New Cases Filed	21	Cases Transferred In / Reactivated	0	Total	115
Terminations							
Bankruptcy	1	Default	4	RefVacated	0	Court Trial	0
				Dismiss	11	Other	5
						Total	21
						Total Pending at End of Period	94

DONNELLY, MICHAEL P

Pending at Beg of Period	100	New Cases Filed	22	Cases Transferred In / Reactivated	4	Total	126
Terminations							
Bankruptcy	1	Default	10	RefVacated	0	Court Trial	0
				Dismiss	8	Other	11
						Total	30
						Total Pending at End of Period	96

FRIEDLAND, CAROLYN B

Pending at Beg of Period	97	New Cases Filed	18	Cases Transferred In / Reactivated	4	Total	119
Terminations							
Bankruptcy	0	Default	4	RefVacated	0	Court Trial	0
				Dismiss	3	Other	6
						Total	13
						Total Pending at End of Period	106

FRIEDMAN, STUART A

Pending at Beg of Period	93	New Cases Filed	17	Cases Transferred In / Reactivated	5	Total	115
Terminations							
Bankruptcy	0	Default	0	RefVacated	0	Court Trial	0
				Dismiss	4	Other	10
						Total	14
						Total Pending at End of Period	101

FUERST, NANCY A

Pending at Beg of Period	103	New Cases Filed	20	Cases Transferred In / Reactivated	1	Total	124
Terminations							
Bankruptcy	0	Default	9	RefVacated	0	Court Trial	0
				Dismiss	9	Other	11
						Total	29
						Total Pending at End of Period	95

GALL, STEVEN E

Pending at Beg of Period	105	New Cases Filed	24	Cases Transferred In / Reactivated	2	Total	131
Terminations							
Bankruptcy	1	Default	10	RefVacated	0	Court Trial	0
				Dismiss	9	Other	16
						Total	36
						Total Pending at End of Period	95

GALLAGHER, HOLLIE L

Pending at Beg of Period	61	New Cases Filed	11	Cases Transferred In / Reactivated	2	Total	74
Terminations							
Bankruptcy	0	Default	6	RefVacated	0	Court Trial	1
				Dismiss	2	Other	7
						Total	16
						Total Pending at End of Period	58

GALLAGHER, KELLY ANN

CUYAHOGA COUNTY COURT OF COMMON PLEAS

DATE: 04/10/2018
TIME: 08:14 AM

Foreclosure Statistics by Judge
Reporting Period: March 2018

PAGE: 3
CMSR1062

Judge

Pending at Beg of Period	86	New Cases Filed	21	Cases Transferred In / Reactivated	4	Total	111
Terminations							
Bankruptcy	0	Default	5	RefVacated	0	Court Trial	0
				Dismiss	7	Other	5
						Total	17
						Total Pending at End of Period	94

GALLAGHER, SHANNON M

Pending at Beg of Period	106	New Cases Filed	16	Cases Transferred In / Reactivated	4	Total	126
Terminations							
Bankruptcy	2	Default	9	RefVacated	0	Court Trial	0
				Dismiss	6	Other	13
						Total	30
						Total Pending at End of Period	96

GAUL, DANIEL

Pending at Beg of Period	101	New Cases Filed	19	Cases Transferred In / Reactivated	5	Total	125
Terminations							
Bankruptcy	2	Default	5	RefVacated	0	Court Trial	0
				Dismiss	7	Other	5
						Total	19
						Total Pending at End of Period	106

JACKSON, MICHAEL E

Pending at Beg of Period	91	New Cases Filed	21	Cases Transferred In / Reactivated	5	Total	117
Terminations							
Bankruptcy	2	Default	10	RefVacated	0	Court Trial	0
				Dismiss	8	Other	6
						Total	26
						Total Pending at End of Period	91

MATIA, DAVID T

Pending at Beg of Period	97	New Cases Filed	18	Cases Transferred In / Reactivated	3	Total	118
Terminations							
Bankruptcy	1	Default	7	RefVacated	0	Court Trial	0
				Dismiss	4	Other	12
						Total	24
						Total Pending at End of Period	94

MCCLELLAND, ROBERT C

Pending at Beg of Period	93	New Cases Filed	20	Cases Transferred In / Reactivated	0	Total	113
Terminations							
Bankruptcy	0	Default	5	RefVacated	0	Court Trial	0
				Dismiss	5	Other	6
						Total	16
						Total Pending at End of Period	97

MCCORMICK, TIMOTHY

Pending at Beg of Period	108	New Cases Filed	17	Cases Transferred In / Reactivated	4	Total	129
Terminations							
Bankruptcy	1	Default	8	RefVacated	0	Court Trial	0
				Dismiss	12	Other	8
						Total	29
						Total Pending at End of Period	100

MCDONNELL, NANCY R

CUYAHOGA COUNTY COURT OF COMMON PLEAS

DATE: 04/10/2018
TIME: 08:14 AM

Foreclosure Statistics by Judge
Reporting Period: March 2018

PAGE: 4
CMSR1062

Judge

	Pending at Beg of Period		New Cases Filed		Cases Transferred In / Reactivated		Total
	91		21		2		114
Terminations							
	Bankruptcy	Default	RefVacated	Court Trial	Dismiss	Other	Total
	0	9	0	0	5	6	20
	Total Pending at End of Period						94

MIDAY, SHERRIE							
	Pending at Beg of Period		New Cases Filed		Cases Transferred In / Reactivated		Total
	94		21		3		118
Terminations							
	Bankruptcy	Default	RefVacated	Court Trial	Dismiss	Other	Total
	3	3	0	0	4	8	18
	Total Pending at End of Period						100

O'DONNELL, JOHN P							
	Pending at Beg of Period		New Cases Filed		Cases Transferred In / Reactivated		Total
	61		22		3		86
Terminations							
	Bankruptcy	Default	RefVacated	Court Trial	Dismiss	Other	Total
	1	3	0	0	4	3	11
	Total Pending at End of Period						75

RUSSO, JOHN J							
	Pending at Beg of Period		New Cases Filed		Cases Transferred In / Reactivated		Total
	45		8		5		58
Terminations							
	Bankruptcy	Default	RefVacated	Court Trial	Dismiss	Other	Total
	1	3	0	0	5	9	18
	Total Pending at End of Period						40

RUSSO, JOSEPH D							
	Pending at Beg of Period		New Cases Filed		Cases Transferred In / Reactivated		Total
	85		22		6		113
Terminations							
	Bankruptcy	Default	RefVacated	Court Trial	Dismiss	Other	Total
	1	6	0	0	5	5	17
	Total Pending at End of Period						96

RUSSO, MICHAEL J							
	Pending at Beg of Period		New Cases Filed		Cases Transferred In / Reactivated		Total
	79		18		5		102
Terminations							
	Bankruptcy	Default	RefVacated	Court Trial	Dismiss	Other	Total
	0	6	0	0	0	10	16
	Total Pending at End of Period						86

RUSSO, NANCY MARGARET							
	Pending at Beg of Period		New Cases Filed		Cases Transferred In / Reactivated		Total
	53		20		1		74
Terminations							
	Bankruptcy	Default	RefVacated	Court Trial	Dismiss	Other	Total
	0	4	0	0	5	4	13
	Total Pending at End of Period						61

SAFFOLD, SHIRLEY STRICKLAND

CUYAHOGA COUNTY COURT OF COMMON PLEAS

DATE: 04/10/2018
TIME: 08:14 AM

Foreclosure Statistics by Judge
Reporting Period: March 2018

PAGE: 5
CMSR1062

Judge

	Pending at Beg of Period		New Cases Filed		Cases Transferred In / Reactivated		Total
	107		17		4		128
Terminations							
	Bankruptcy	Default	RefVacated	Court Trial	Dismiss	Other	Total
	1	9	0	0	3	13	26
	Total Pending at End of Period						102

SHAUGHNESSY, MICHAEL P							
	Pending at Beg of Period		New Cases Filed		Cases Transferred In / Reactivated		Total
	97		21		1		119
Terminations							
	Bankruptcy	Default	RefVacated	Court Trial	Dismiss	Other	Total
	1	9	0	0	4	10	24
	Total Pending at End of Period						95

SHEEHAN, BRENDAN J							
	Pending at Beg of Period		New Cases Filed		Cases Transferred In / Reactivated		Total
	82		24		1		107
Terminations							
	Bankruptcy	Default	RefVacated	Court Trial	Dismiss	Other	Total
	2	5	0	0	1	5	13
	Total Pending at End of Period						94

SUTULA, JOHN D							
	Pending at Beg of Period		New Cases Filed		Cases Transferred In / Reactivated		Total
	89		17		2		108
Terminations							
	Bankruptcy	Default	RefVacated	Court Trial	Dismiss	Other	Total
	0	1	0	0	4	5	10
	Total Pending at End of Period						98

SUTULA, KATHLEEN ANN							
	Pending at Beg of Period		New Cases Filed		Cases Transferred In / Reactivated		Total
	77		22		1		100
Terminations							
	Bankruptcy	Default	RefVacated	Court Trial	Dismiss	Other	Total
	0	10	0	0	3	5	18
	Total Pending at End of Period						82

SYNENBERG, JOAN							
	Pending at Beg of Period		New Cases Filed		Cases Transferred In / Reactivated		Total
	107		19		1		127
Terminations							
	Bankruptcy	Default	RefVacated	Court Trial	Dismiss	Other	Total
	2	4	0	0	12	10	28
	Total Pending at End of Period						99

Monthly Summary

MONTHLY SUMMARY

March 2018

NAME	PEND	ASSIGNED			TRIALS						DISP	PENDING				+	-
		CV	CR	TOT	JURY			COURT				CV	FR	CR	TOT		
Dick Ambrose	464	60	48	108	1	0	1	0	1	1	96	221	78	177	476	-12	
Pamela A. Barker	420	59	37	96	0	0	0	0	0	0	111	184	103	118	405	+15	
Janet R. Burnside	438	58	38	96	0	0	0	0	1	1	91	232	90	121	443	-5	
Deena R. Calabrese	414	58	34	92	1	2	3	0	0	0	94	193	98	121	412	+2	
Maureen Clancy	362	59	34	93	0	0	0	0	0	0	93	189	93	80	362	0	
Cassandra Collier-Willia	424	67	34	101	1	0	1	0	0	0	88	199	102	136	437	-13	
Brian J. Corrigan	524	56	33	89	0	1	1	1	2	3	100	259	103	151	513	+11	
Peter J. Corrigan	430	56	28	84	0	0	0	0	0	0	67	210	94	143	447	-17	
Michael P. Donnelly	493	58	40	98	0	4	4	0	1	1	126	190	95	180	465	+28	
Carolyn B. Friedland	482	59	16	75	1	1	2	0	0	0	76	264	106	111	481	+1	
Stuart A. Friedman	443	59	34	93	1	0	1	0	0	0	80	231	100	125	456	-13	
Nancy A. Fuerst	367	60	37	97	0	1	1	0	0	0	94	203	95	72	370	-3	
Steven E. Gall	410	59	45	104	0	0	0	0	0	0	103	179	95	137	411	-1	
Hollie L. Gallagher	360	57	35	92	1	1	2	0	0	0	88	208	58	98	364	-4	
Kelly A. Gallagher	384	58	17	75	0	0	0	0	1	1	79	218	93	69	380	+4	
Shannon M. Gallagher	444	57	42	99	1	0	1	0	2	2	110	221	96	116	433	+11	
Daniel Gaul	465	59	33	92	1	0	1	0	0	0	121	194	105	137	436	+29	
Michael E Jackson	520	63	43	106	0	0	0	0	0	0	101	227	91	207	525	-5	
David T. Matia	396	58	33	91	0	1	1	0	0	0	99	203	94	91	388	+8	
Robert C. McClelland	492	54	44	98	0	0	0	0	2	2	96	235	97	162	494	-2	
Timothy McCormick	396	62	33	95	0	3	3	0	0	0	110	199	100	82	381	+15	
Nancy R. McDonnell	360	58	35	93	1	0	1	0	0	0	103	186	94	70	350	+10	
Sherrie Miday	466	56	40	96	0	1	1	0	0	0	99	259	97	107	463	+3	
John P. O'Donnell	391	59	26	85	1	0	1	1	0	1	71	200	75	130	405	-14	
John J. Russo	170	34	29	63	0	0	0	0	0	0	41	104	40	48	192	-22	
Joseph D. Russo	486	67	39	106	0	0	0	0	0	0	90	206	96	200	502	-16	
Michael J. Russo	372	65	31	96	0	0	0	0	0	0	104	185	86	93	364	+8	
Nancy Margaret Russo	243	57	35	92	0	2	2	0	0	0	71	123	61	80	264	-21	
Shirley Strickland Saffold	431	62	35	97	0	0	0	0	0	0	84	199	101	144	444	-13	
Michael P. Shaughnessy	420	56	29	85	0	2	2	0	1	1	91	219	92	103	414	+6	
Brendan J. Sheehan	335	58	30	88	3	2	5	0	0	0	71	167	93	92	352	-17	
John D. Sutula	567	54	51	105	0	0	0	0	1	1	100	274	98	200	572	-5	
Kathleen Ann Sutula	380	56	34	90	0	3	3	0	0	0	100	183	82	105	370	+10	
Joan Synenberg	384	57	41	98	0	0	0	0	0	0	82	175	99	126	400	-16	
TOTALS	14133	1975	1193	3168	13	24	37	2	12	14	3130	6939	3100	4132	14171	-38	

Year to Date Summary

SUMMARY FOR THE COURT

January - March 2018

NAME	PEND	ASSIGNED			TRIALS						DISP	PENDING				+	-
		CV	CR	TOT	JURY			COURT				CV	FR	CR	TOT		
					CV	CR	TOT	CV	CR	TOT		CV	FR	CR	TOT		
Dick Ambrose	441	152	118	270	1	1	2	0	2	2	235	221	78	177	476	-	35
Pamela A. Barker	437	160	95	255	0	0	0	0	0	0	287	184	103	118	405	+	32
Janet R. Burnside	421	157	110	267	1	2	3	0	2	2	245	232	90	121	443	-	22
Deena R. Calabrese	440	155	85	240	2	2	4	0	1	1	268	193	98	121	412	+	28
Maureen Clancy	363	163	101	264	0	0	0	0	0	0	265	189	93	80	362	+	1
Cassandra Collier-Willia	454	181	102	283	1	0	1	0	0	0	300	199	102	136	437	+	17
Brian J. Corrigan	494	156	119	275	1	3	4	1	2	3	256	259	103	151	513	-	19
Peter J. Corrigan	415	156	86	242	1	1	2	0	0	0	210	210	94	143	447	-	32
Michael P. Donnelly	469	150	117	267	1	5	6	0	2	2	271	190	95	180	465	+	4
Carolyn B. Friedland	479	155	74	229	1	2	3	0	1	1	227	264	106	111	481	-	2
Stuart A. Friedman	450	160	101	261	1	0	1	0	2	2	255	231	100	125	456	-	6
Nancy A. Fuerst	385	167	90	257	0	3	3	0	0	0	272	203	95	72	370	+	15
Steven E. Gall	427	155	110	265	0	0	0	1	0	1	281	179	95	137	411	+	16
Hollie L. Gallagher	373	154	96	250	2	1	3	0	2	2	259	208	58	98	364	+	9
Kelly A. Gallagher	395	157	59	216	0	1	1	1	2	3	231	218	93	69	380	+	15
Shannon M. Gallagher	457	147	103	250	1	0	1	0	5	5	274	221	96	116	433	+	24
Daniel Gaul	465	154	101	255	2	2	4	0	0	0	284	194	105	137	436	+	29
Michael E Jackson	484	152	124	276	1	2	3	0	0	0	235	227	91	207	525	-	41
David T. Matia	410	145	107	252	1	1	2	0	0	0	274	203	94	91	388	+	22
Robert C. McClelland	463	155	125	280	1	0	1	1	2	3	249	235	97	162	494	-	31
Timothy McCormick	404	162	100	262	0	4	4	0	0	0	285	199	100	82	381	+	23
Nancy R. McDonnell	354	154	102	256	1	0	1	0	1	1	260	186	94	70	350	+	4
Sherrie Miday	453	152	107	259	0	2	2	0	1	1	249	259	97	107	463	-	10
John P. O'Donnell	391	148	86	234	1	0	1	1	1	2	220	200	75	130	405	-	14
John J. Russo	165	84	62	146	0	0	0	0	0	0	119	104	40	48	192	-	27
Joseph D. Russo	457	178	118	296	0	0	0	0	2	2	251	206	96	200	502	-	45
Michael J. Russo	370	159	108	267	0	4	4	1	1	2	273	185	86	93	364	+	6
Nancy Margaret Russo	276	150	100	250	0	2	2	0	1	1	262	123	61	80	264	+	12
Shirley Strickland Saffold	386	161	100	261	1	1	2	0	0	0	203	199	101	144	444	-	58
Michael P. Shaughnessy	433	146	111	257	0	3	3	0	2	2	276	219	92	103	414	+	19
Brendan J. Sheehan	353	151	80	231	3	6	9	1	1	2	232	167	93	92	352	+	1
John D. Sutula	538	153	127	280	0	0	0	0	2	2	246	274	98	200	572	-	34
Kathleen Ann Sutula	373	152	87	239	0	3	3	0	0	0	242	183	82	105	370	+	3
Joan Synenberg	387	167	108	275	0	0	0	0	0	0	262	175	99	126	400	-	13
TOTALS	14062	5248	3419	8667	24	51	75	7	35	42	8558	6939	3100	4132	14171	-	109

Corrections/Adjustments
