



**CUYAHOGA COUNTY COMMON PLEAS COURT**

***Statistics Report  
April 2018***

***John J. Russo  
Administrative and Presiding Judge***

**TABLE OF CONTENTS**

**Criminal Statistics**

Newly Filed, Re-Activated and Transferred in Cases _____	4
Yearly Criminal Terminations _____	5
Pending Criminal Cases End of Period _____	6
Clearance Rate _____	7
Arrest to Disposition Timeline _____	8
Average Arrest to Disposition Timeline (Jail Cases) _____	9
Average Arrest to Disposition Timeline (Non-Jail Cases) _____	10
Average Arrest to Disposition Timeline (Jail and Non-Jail Cases) _____	11
Yearly Average Arrest to Disposition Timeline _____	12
Indictments and Informations Filed With the Clerk of Courts _____	13
Bail Case Arraignment Activity _____	14
Overall Arraignment Statistics _____	15

**Foreclosure Statistics**

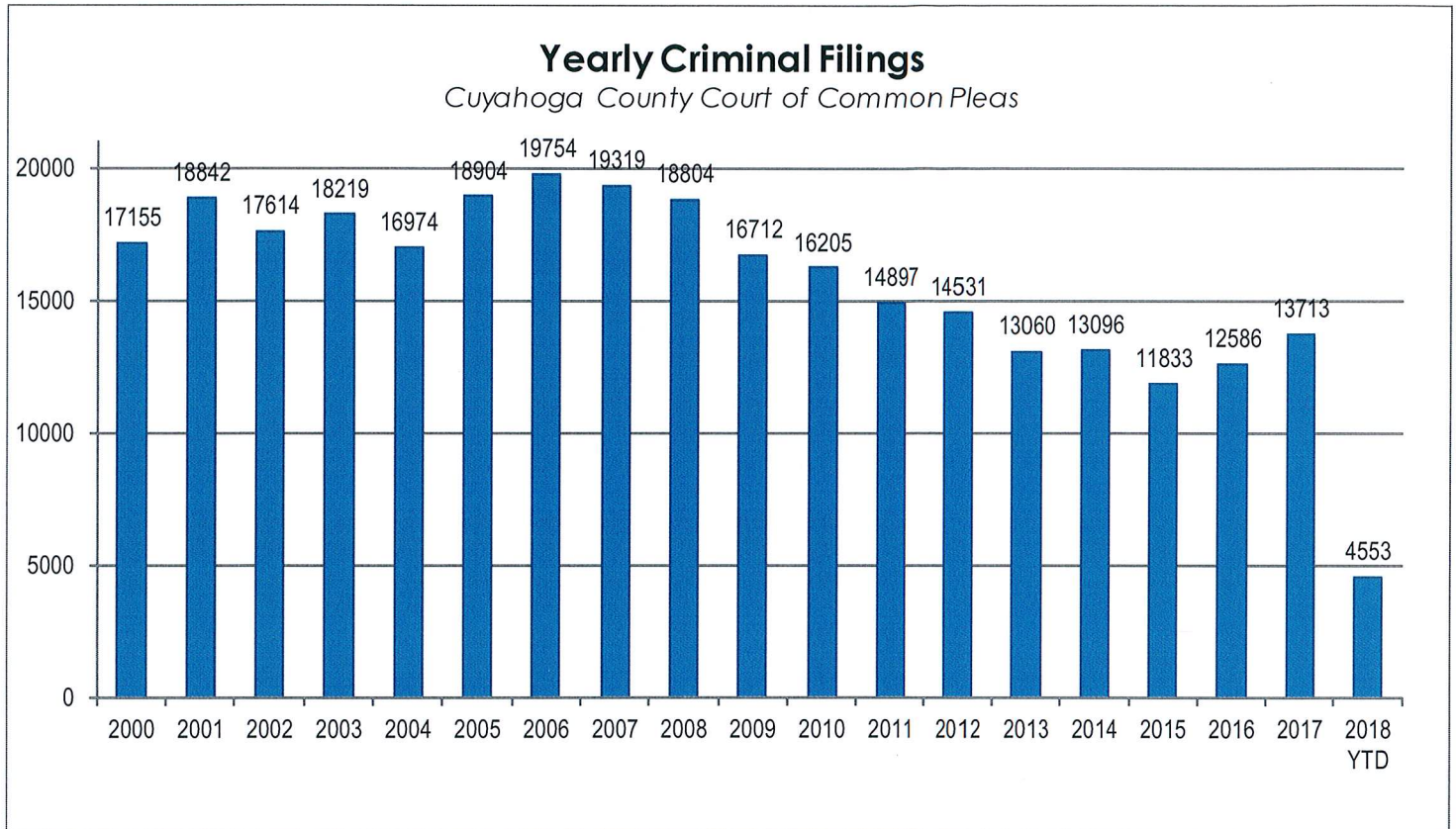
Total Pending Judicial Foreclosure Cases Referred to Magistrates _____	17
Total Pending Tax Lien & Certificate Cases Referred to Magistrates _____	18
Percentage of Pending Judicial Foreclosure Cases By Filing Year _____	19
Judicial Foreclosure Clearance Rate Year 2018 _____	20
Avg. Number of Days to Disp. (Excl. Bank. Stays & Tax Lien & Tax Cert.) _____	21
Avg. Number of Days to Disp. (Excl. Bank. Stays & Incl. Tax Lien & Tax Cert.) _____	22
Total New Judicial Foreclosure Filings _____	23
New Marsh of Lien/Quiet Title/Partition Case Filings for Years 2005 – 2018 YTD _____	24
New Marsh of Lien/Quiet Title/Partition Case Filings by month for 2018 YTD _____	24
New Tax Lien & Certificate Filings for Years 2005 – 2018 YTD _____	25
New Tax Lien & Certificate Filings by Month for Year 2018 YTD _____	25
Total New Judicial Foreclosure Filings Years 2005 – 2018 YTD _____	26
Total New Judicial Foreclosure Filings by Month for Year 2018 YTD _____	26
Magistrate's Monthly Reports _____	27
Report CMSR1062 - Judicial Foreclosure Statistics by Judge _____	35
Monthly Summary _____	41
Year to Date Summary _____	43
Corrections/Adjustments _____	45

# *Criminal Case Statistics*



## ***Newly Filed, Re-Activated and Transferred in Cases***

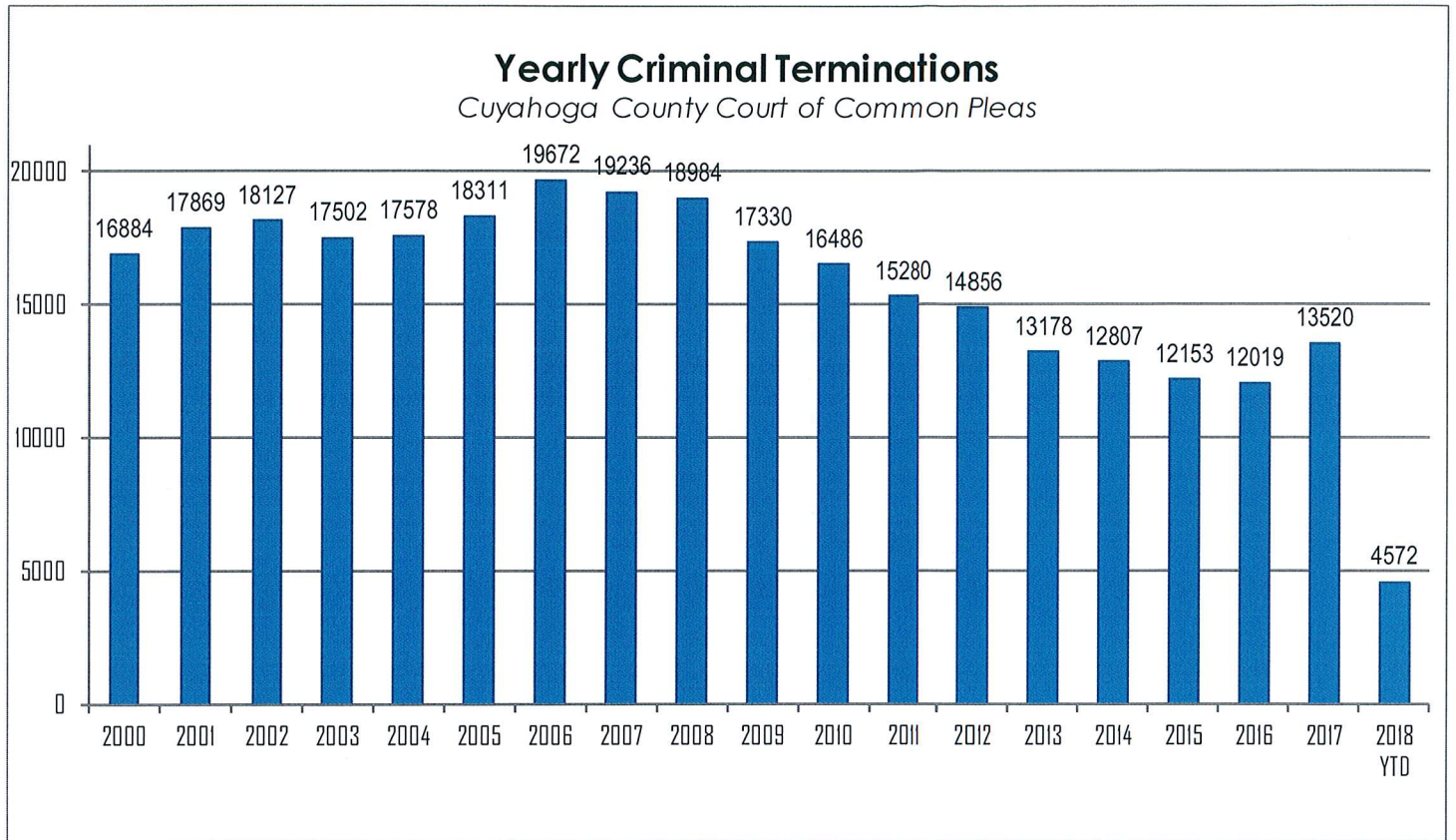
The following chart is a representation of all filed cases in Cuyahoga County Court of Common Pleas from 2000 – April 2018. Newly filed cases are defined as having been arraigned and assigned to a Judge. Re-activated cases are defined as cases where a defendant was unavailable for trial and has now become ready to proceed. Transferred cases are defined as cases moved from one judge’s docket to another. This could be due to re-assignment to a Mental Health Judge or after additional information indicates that by Court rule, the case should have been assigned to another Judge.





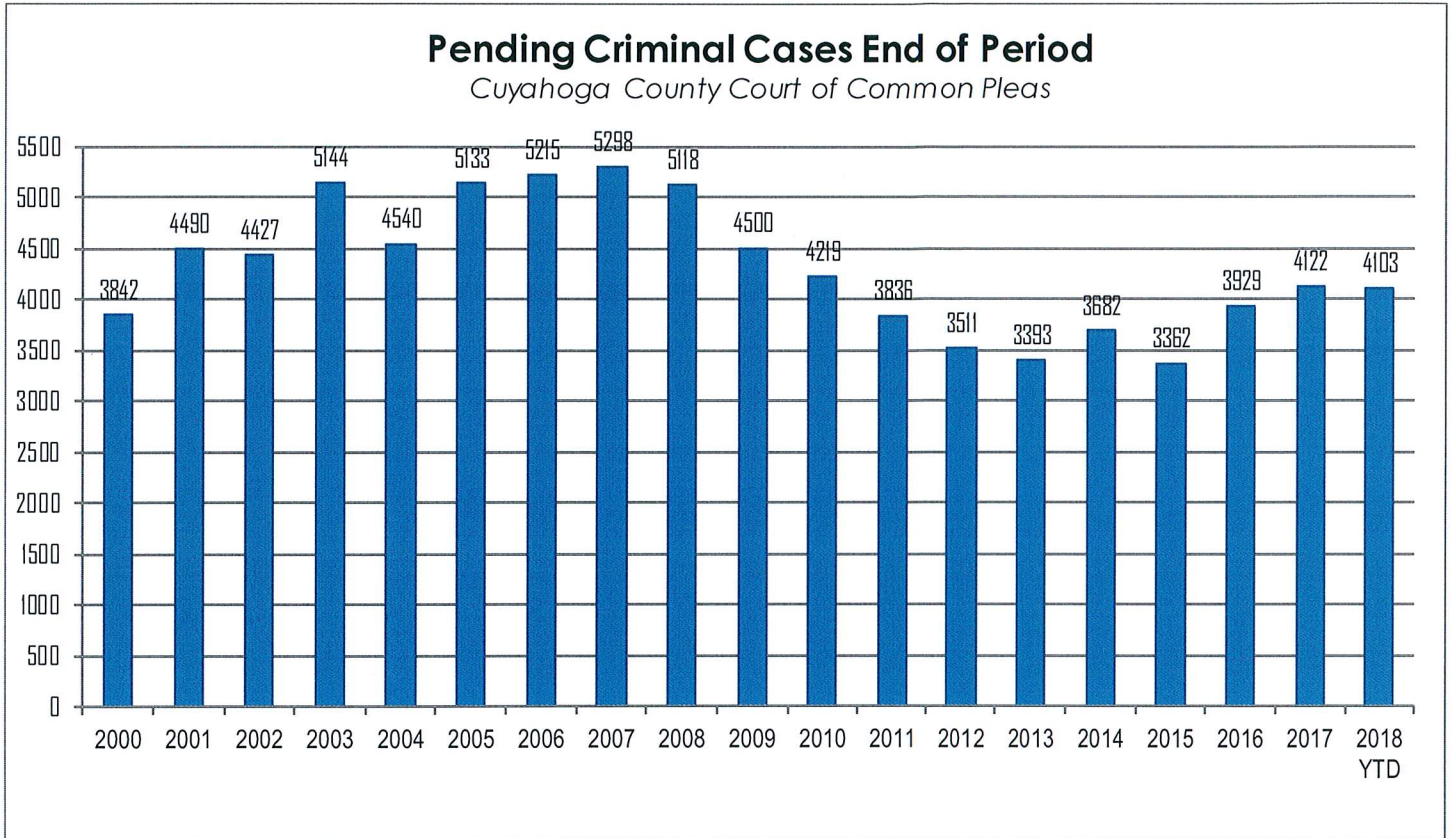
**Yearly Criminal Terminations**

The following chart represents cases that have been terminated by the court from 2000 – April 2018. These cases have been terminated either by trial; plea, dismissal or a defendant is unavailable for trial or sentencing.



## ***Pending Criminal Cases End of Period***

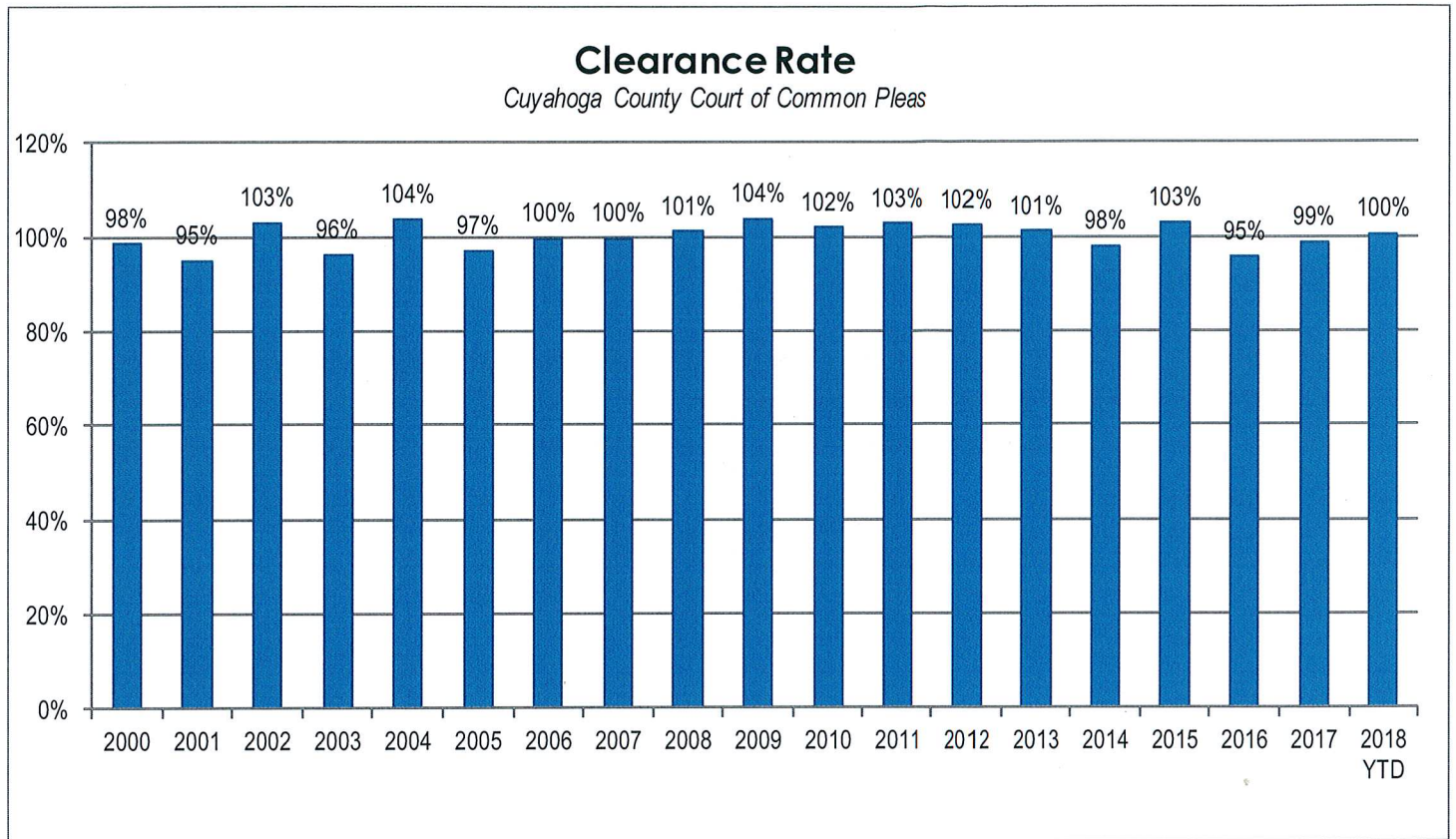
The following chart represents the total number of cases pending at the end of the reporting period from 2000 – April 2018. Pending criminal cases at the end of the period is determined by adding the total number of pending cases at the beginning of the reporting period, and all newly filed, re-activated and transferred in cases. The total number of cases terminated in the period is subtracted from the sum total pending at the beginning of the period to give the value pending at the end of the period.





## Clearance Rate

The Clearance Rate is the total number of outgoing cases as a percentage of the number of incoming cases. Clearance rate measures whether the court is keeping up with its incoming caseload. If cases are not disposed in a timely manner, a backlog of cases awaiting disposition will grow. A Clearance Rate of 100% indicates that at least as many cases have been filed, reopened, or reactivated in a period have been disposed.





## ***Arrest to Disposition Timeline***

Arrest to disposition timeline is a method to measure how felony cases flow through the Cuyahoga County Criminal Justice System. By capturing how long a case takes to move from stage to stage, we can examine where problems may exist and where potential improvements in case processing can be made.

The source data was extracted from the Cuyahoga County Court of Common Pleas Case Management System. The overall population of sample data was based on cases terminated in a given month excluding cases that have gone through diversion programs. A case is defined as a defendant and all charges involved in a single incident. The period for the extracted data is from April 2018.

The stages examined were:

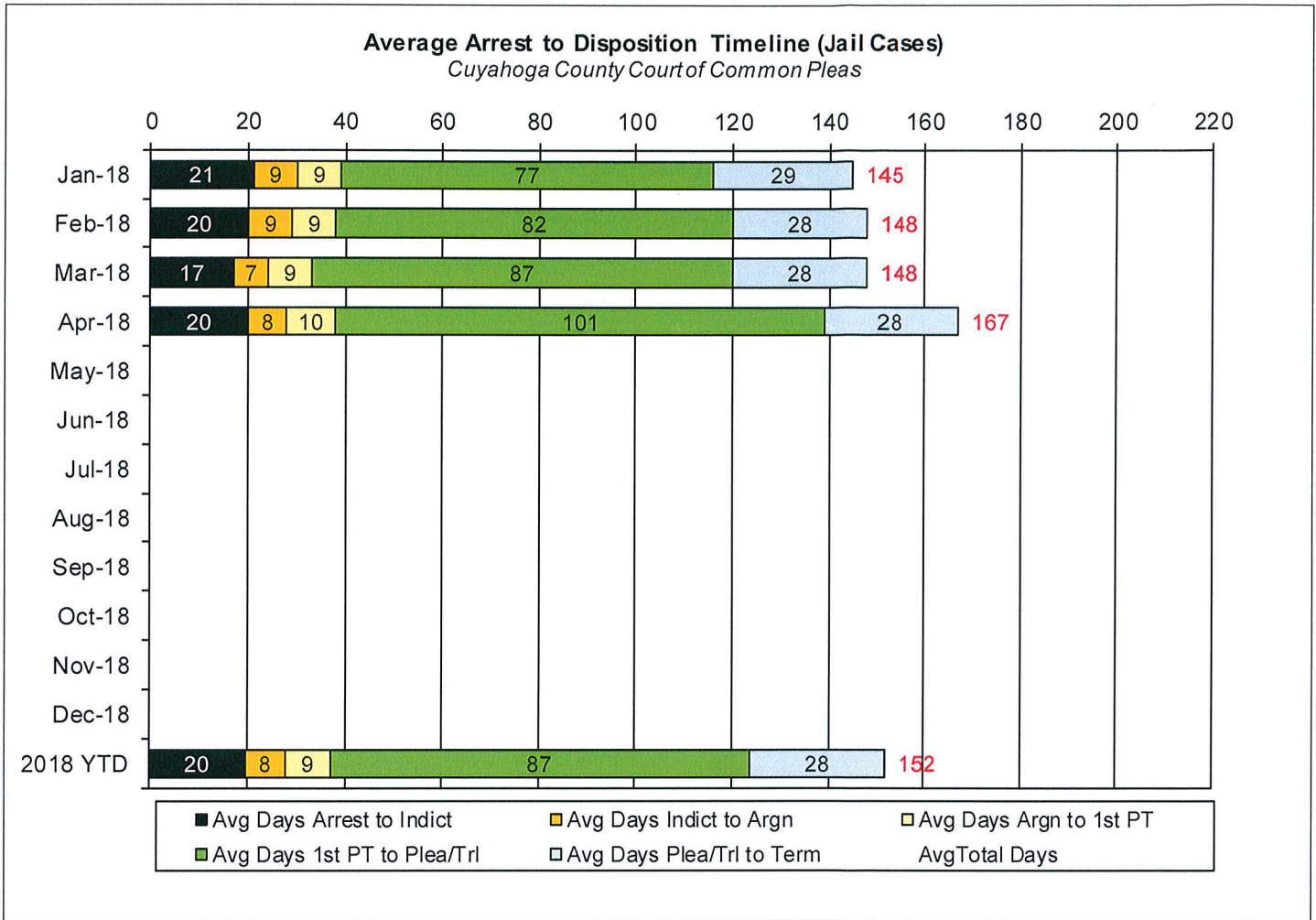
Arrest to Indictment  
Indictment to Arraignment  
Arraignment to 1<sup>st</sup> Pre-Trial  
1<sup>st</sup> Pre-Trial to Plea/Trial  
Plea/Trial to Termination

Due to the fact that each case may or may not have all of the stage date elements, a method to arrive at stage averages was applied. For a case to be included in the average for a stage there would need to be both dates for the given stage. A case would be included in the Arrest to Indictment stage if both arrest date and indictment date were available. This method was applied to each of the five stages. Next we calculated the total number of cases that met the date criteria for each of the ranges and also the total number of days between each date. To arrive at an average, the total number of days for each case in each range was calculated and divided by the total number of cases that met the date criteria. If a case had a time period or periods where the defendant was capiased or referred to the Psych Clinic, that amount of time was subtracted from the appropriate range. For re-indicted cases, the original arrest date is used.

The following three charts are for Jail, Non-Jail and combined Jail and Non-Jail cases. Jail and Non-Jail cases are defined by the posting of bond prior to plea or trial.

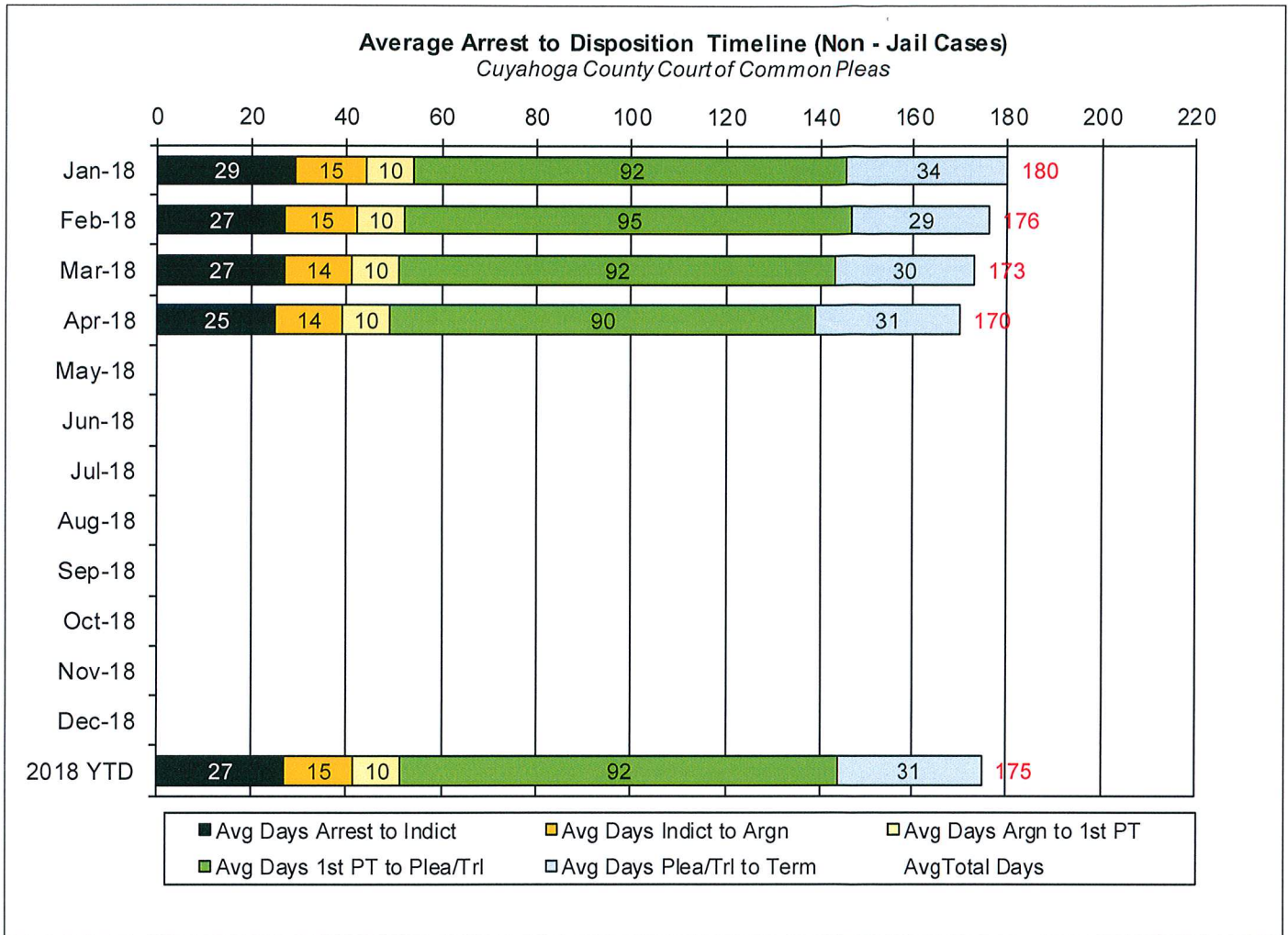
# CUYAHOGA COUNTY COMMON PLEAS COURT

## Average Arrest to Disposition Timeline (Jail Cases)



# CUYAHOGA COUNTY COMMON PLEAS COURT

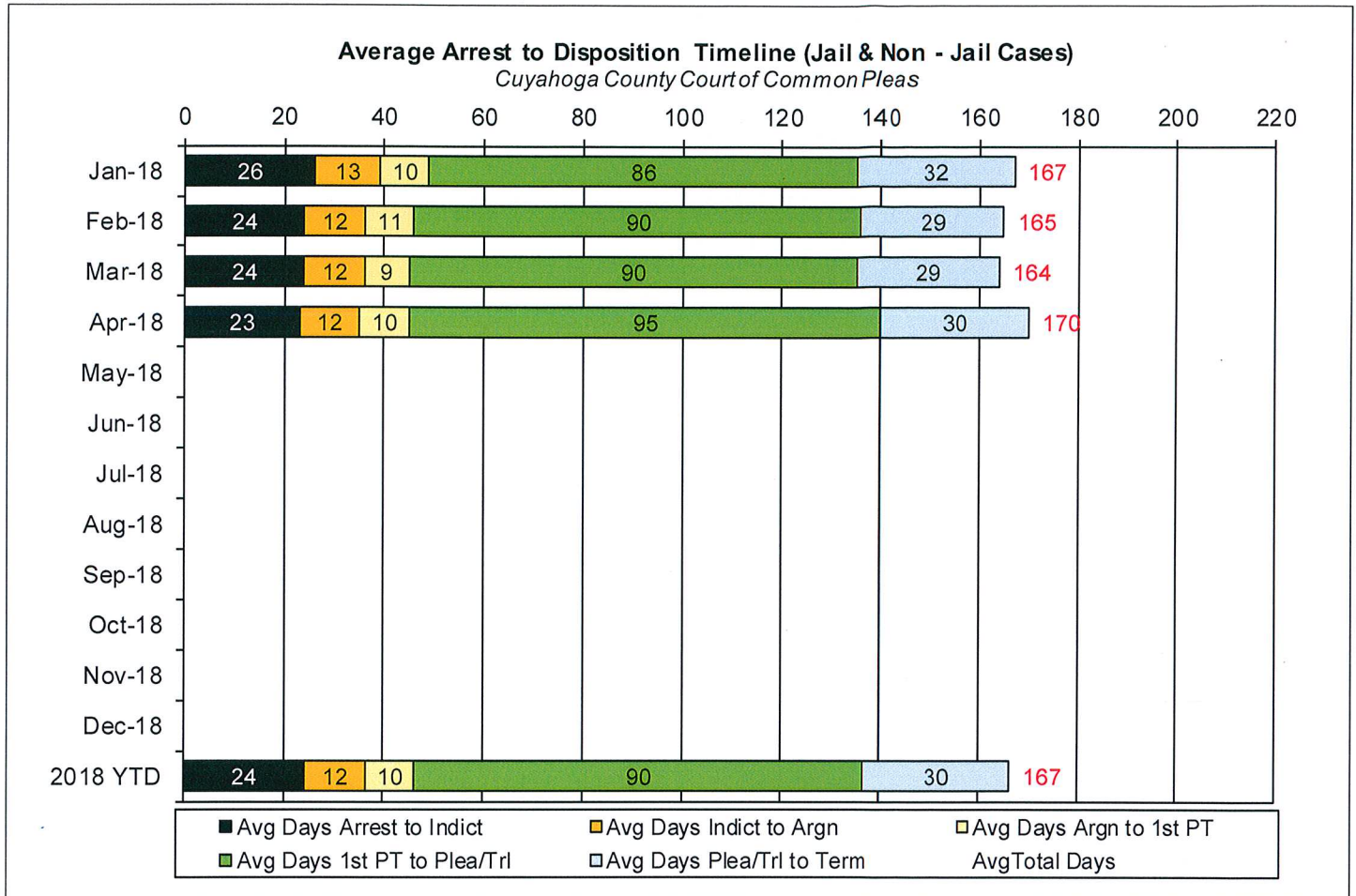
## Average Arrest to Disposition Timeline (Non-Jail Cases)





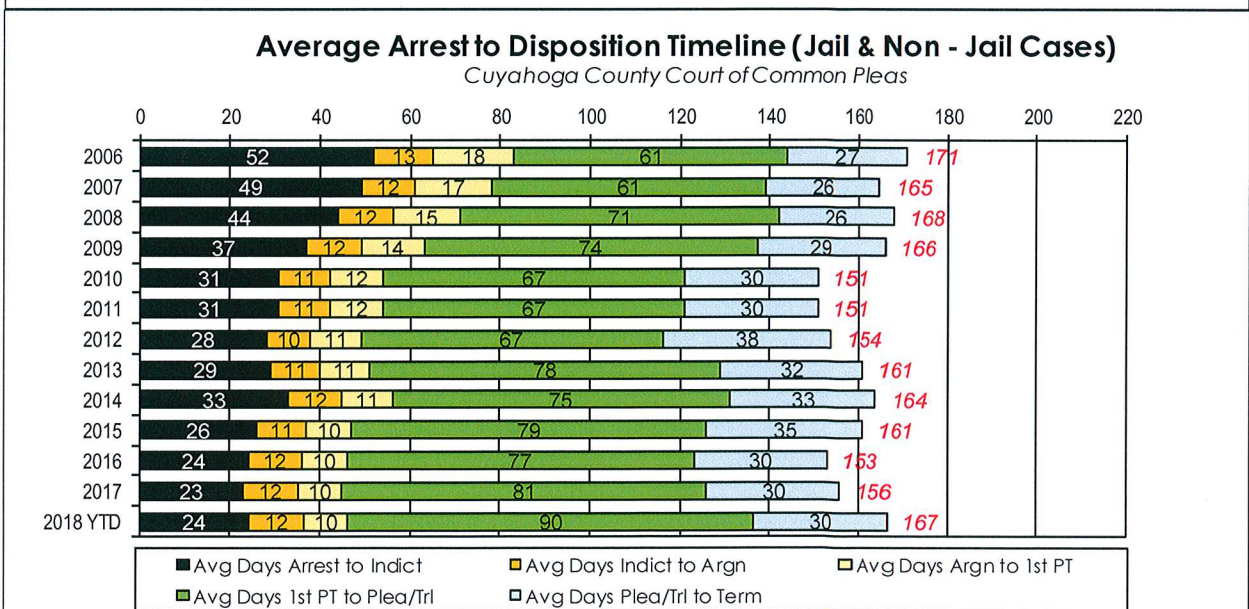
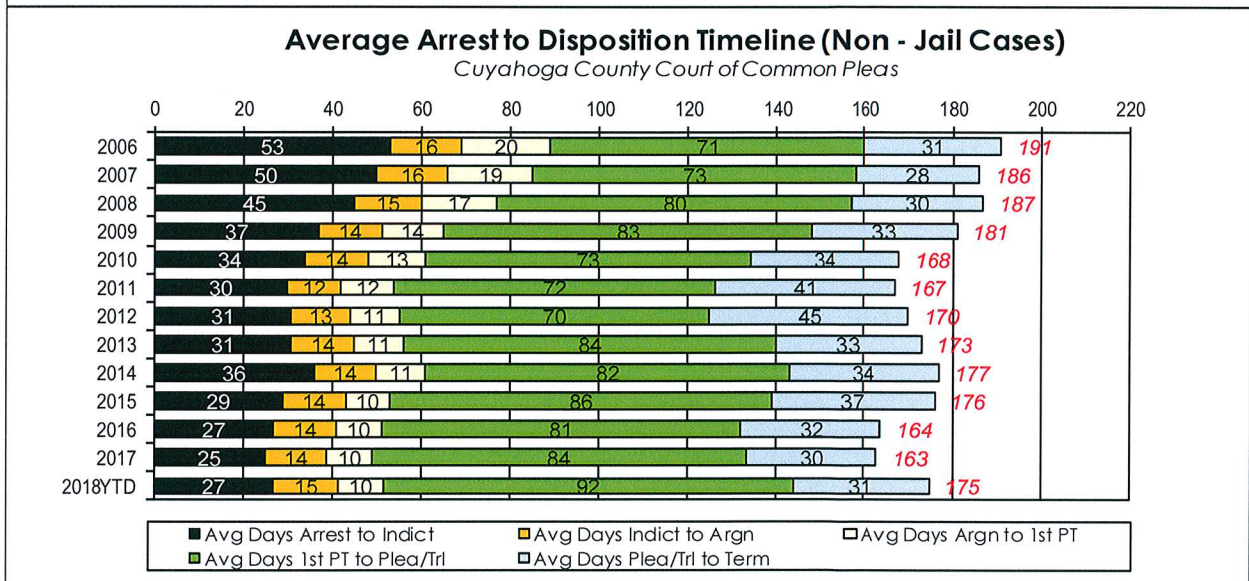
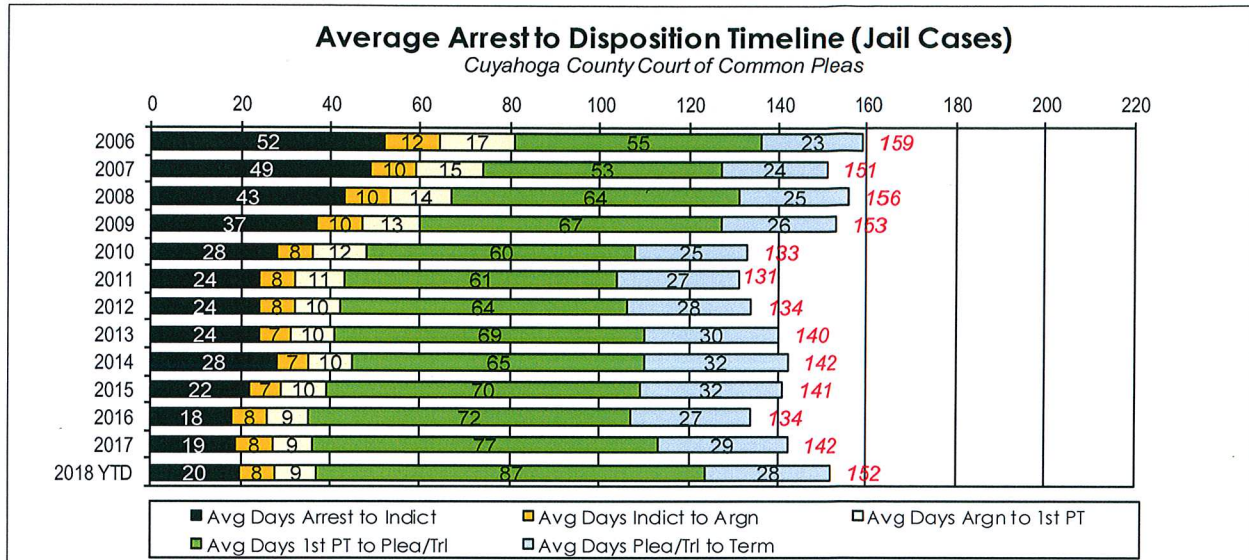
# CUYAHOGA COUNTY COMMON PLEAS COURT

## Average Arrest to Disposition Timeline (Jail and Non-Jail Cases)



# CUYAHOGA COUNTY COMMON PLEAS COURT

## Yearly Average Arrest to Disposition Timeline

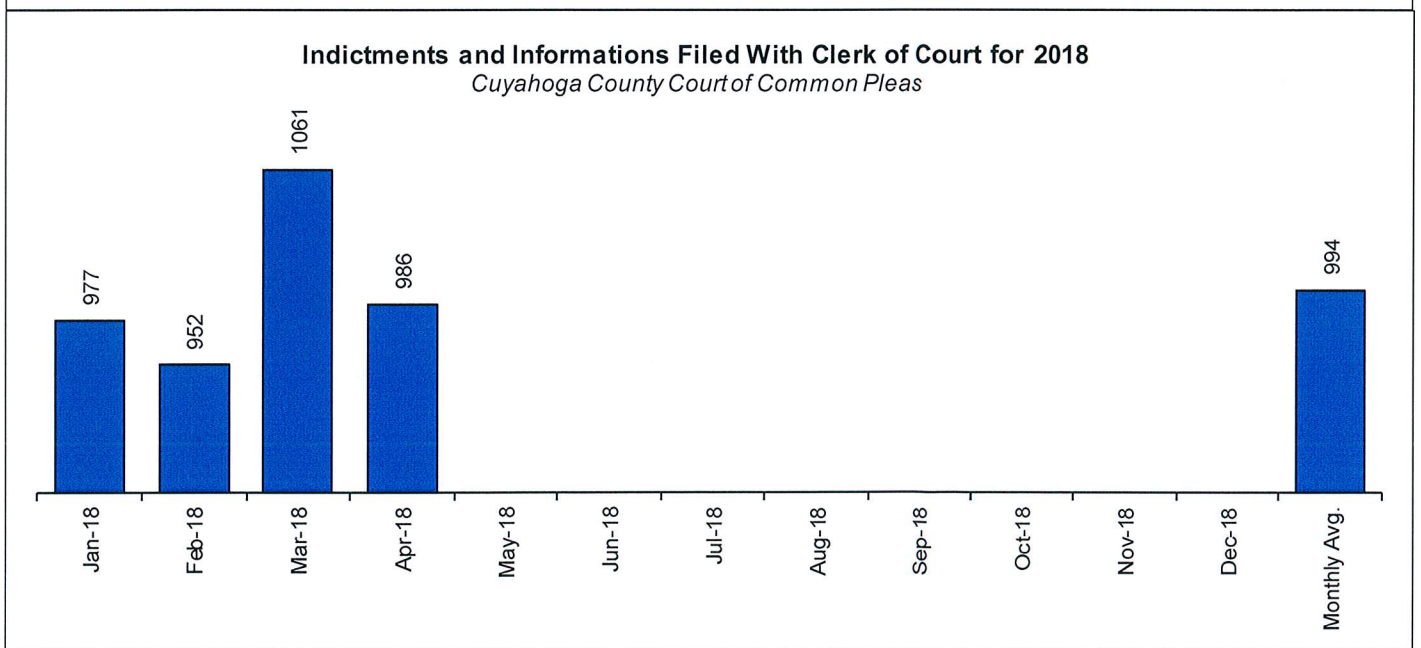
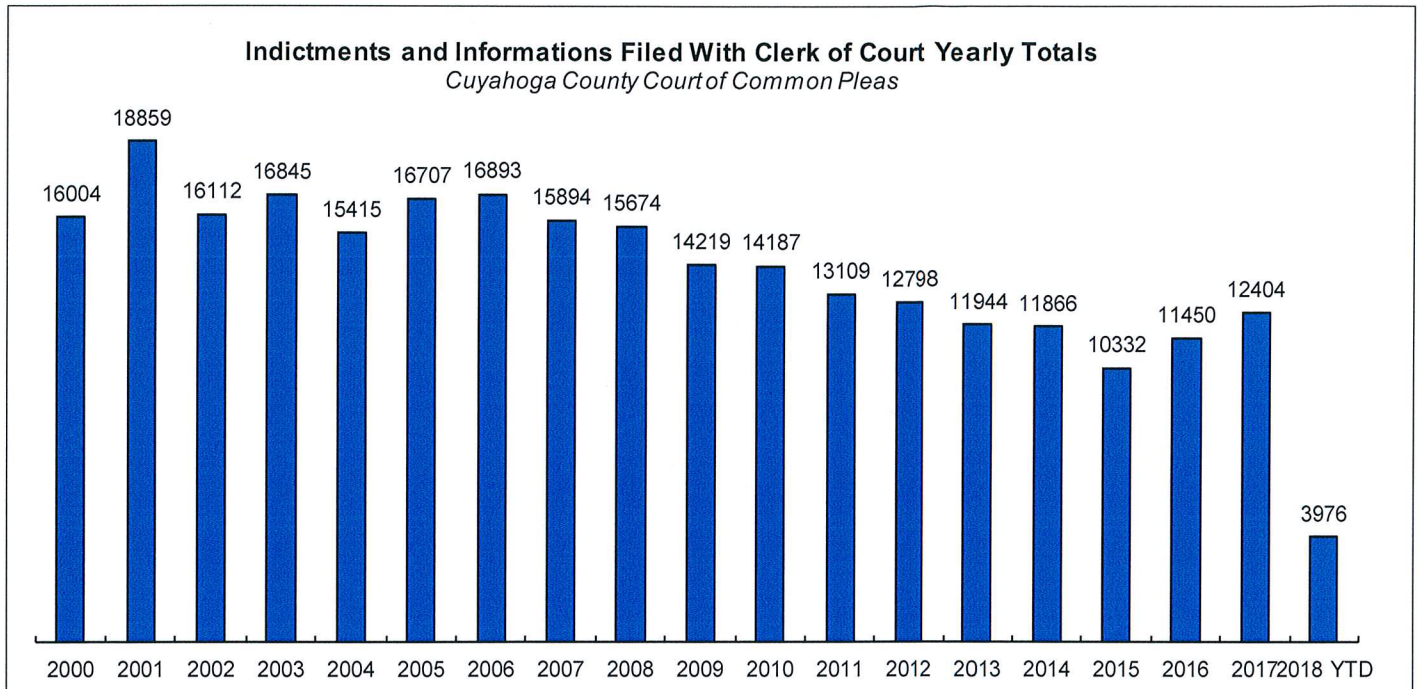




# CUYAHOGA COUNTY COMMON PLEAS COURT

## ***Indictments and Informations Filed With the Clerk of Courts***

The following charts are reflective of Indictments and Informations filed with the Criminal Clerk of Courts from 2000. The source for this information was the Criminal Clerk's Office.

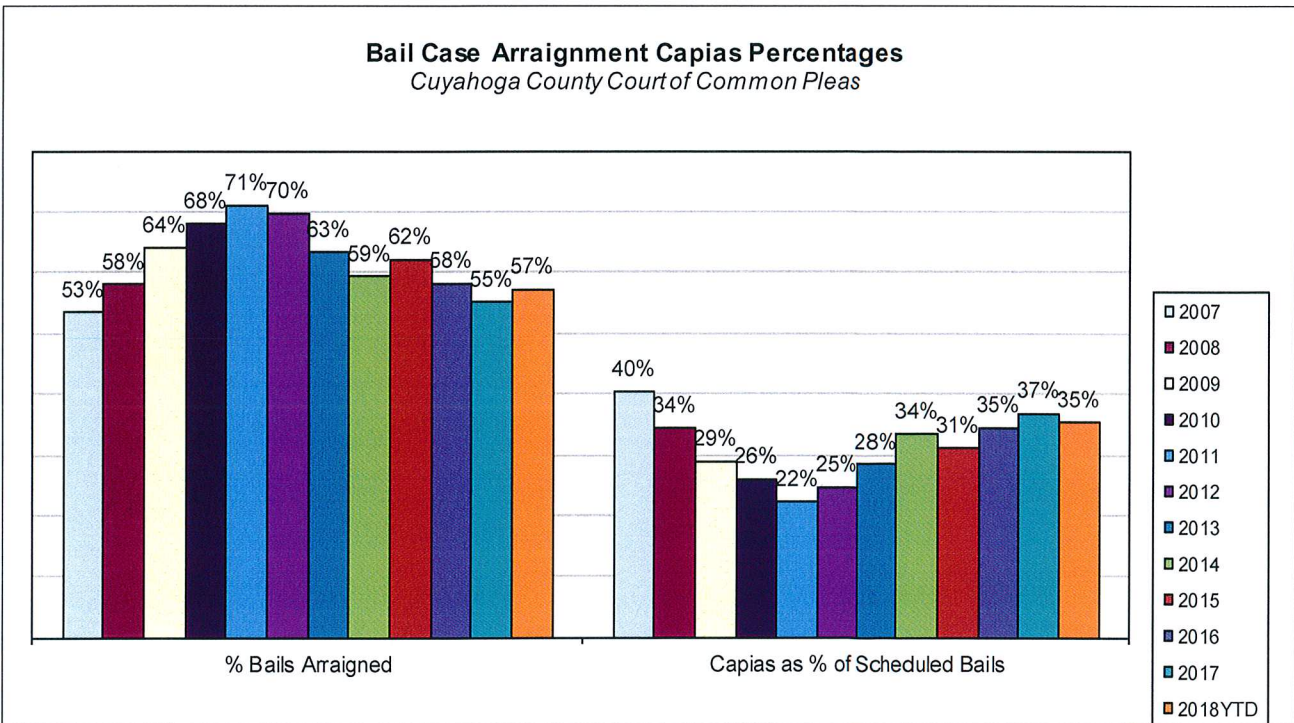
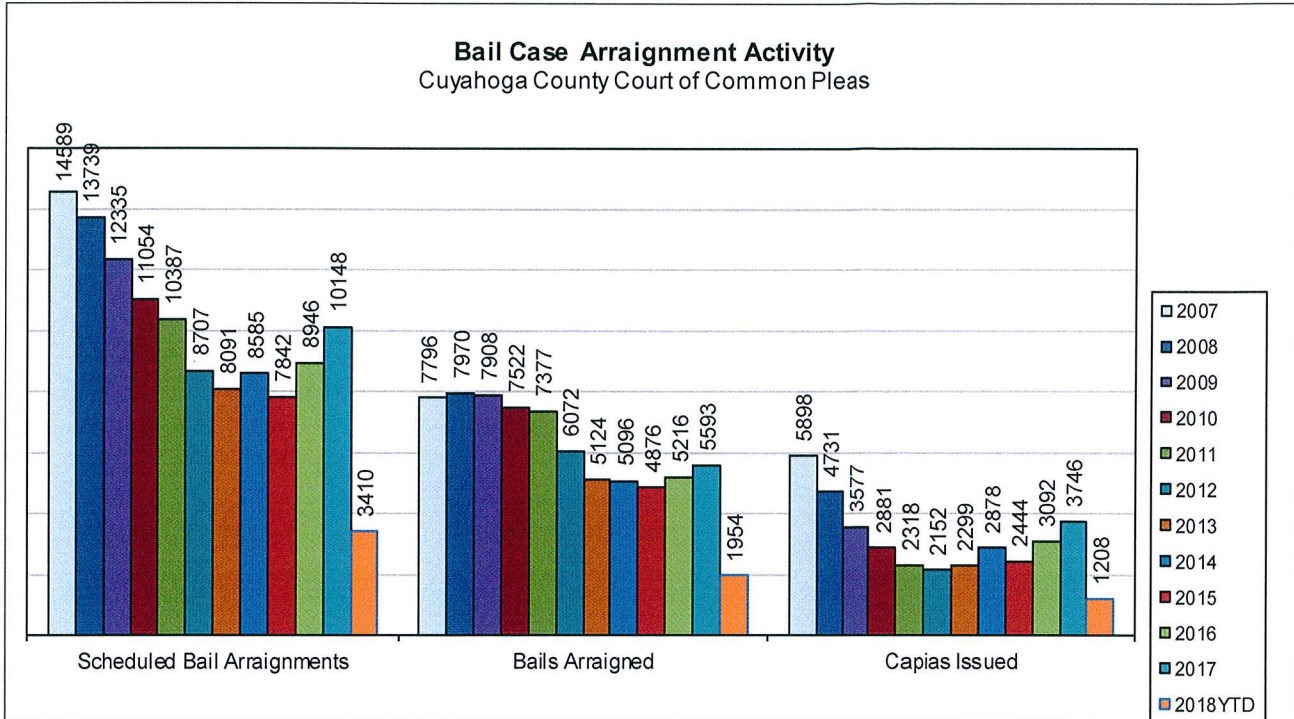




# CUYAHOGA COUNTY COMMON PLEAS COURT

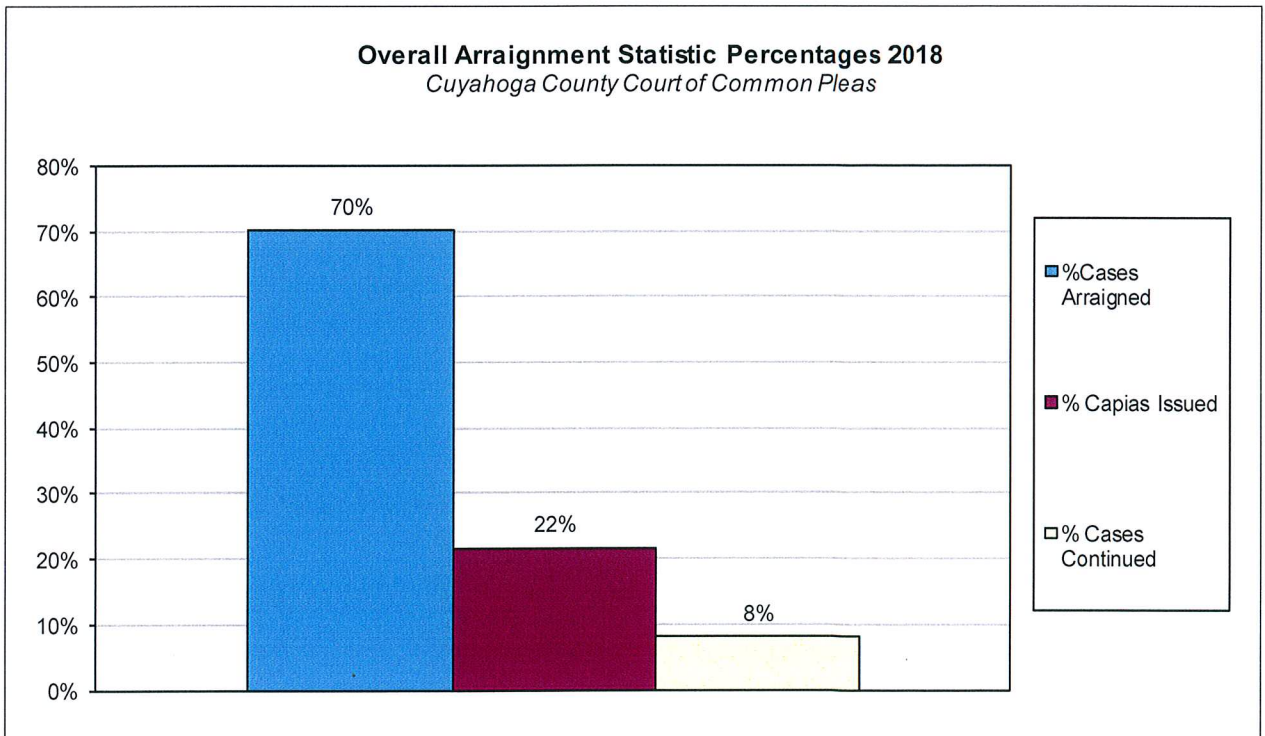
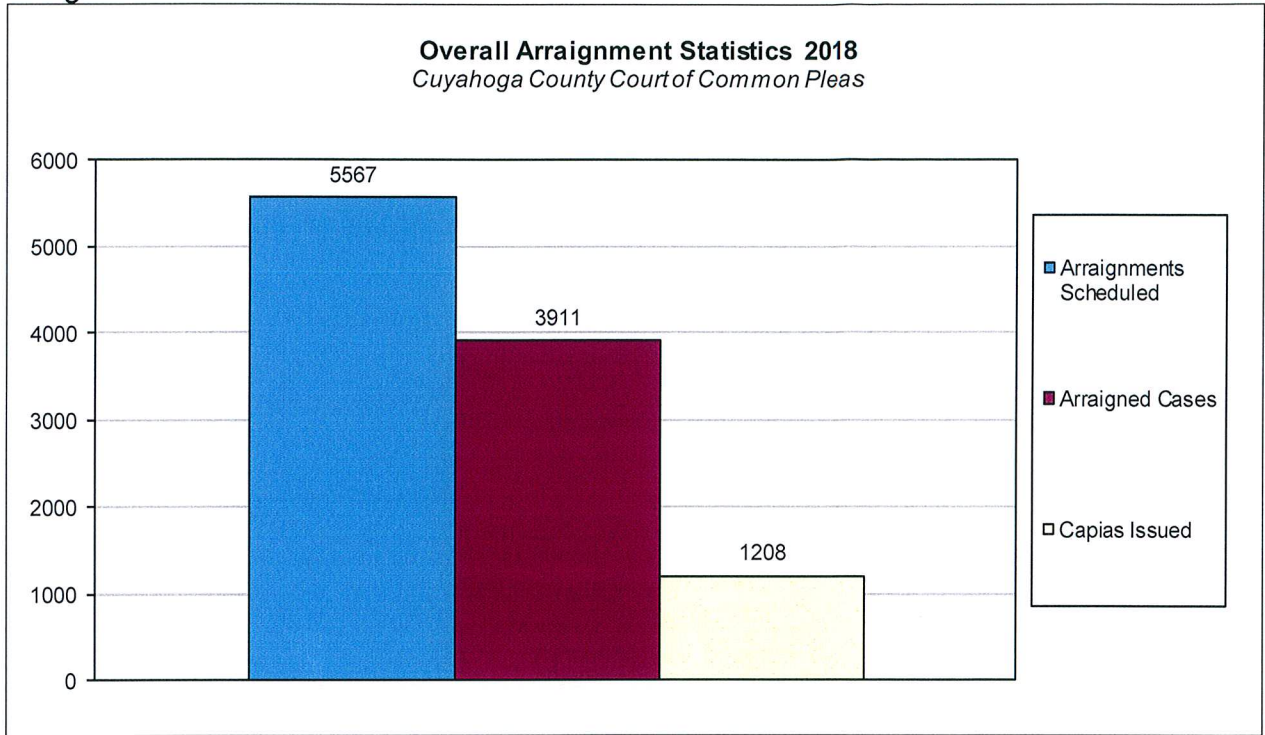
## Bail Case Arraignment Activity

The following charts are reflective of arraignment activity where the defendant was not incarcerated at the time of arraignment. The source for this information was the Criminal Records Department.



## Overall Arraignment Statistics

The arraignment statistics were provided by the Criminal Records Department. They are provided to give a representation of arraignment activity in the Court in 2018. These statistics include jail and non – jail arraignments.



# Judicial Foreclosure Statistics<sup>1</sup>

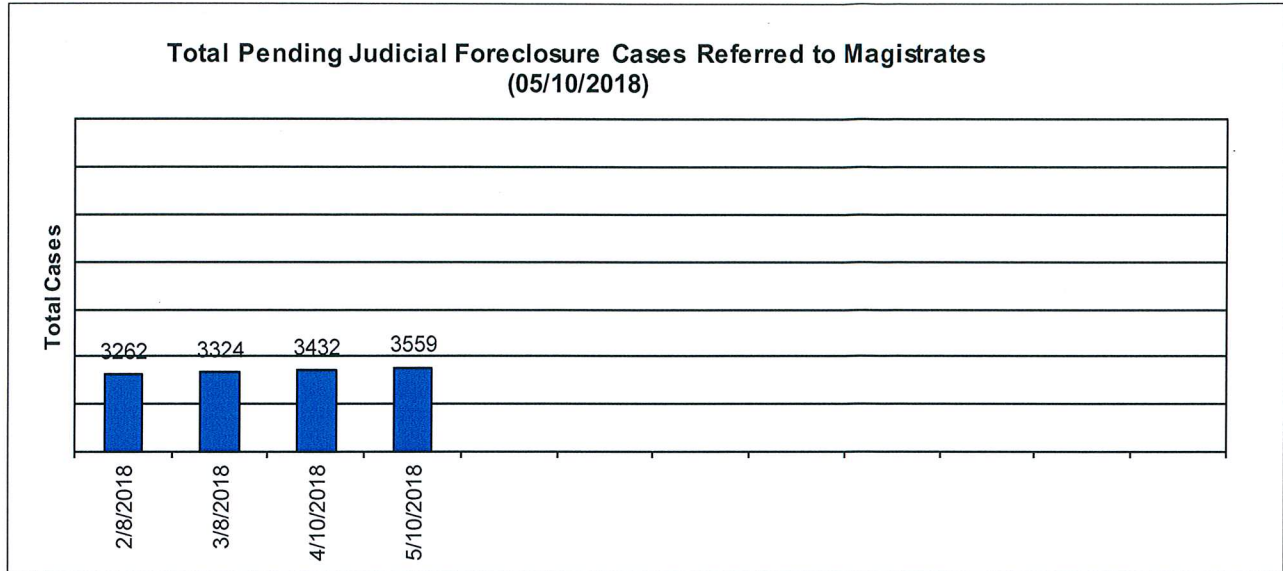
<sup>1</sup> For clarification purposes, Foreclosure cases in this report are identified as Judicial Foreclosure filings (filing codes 1460 (Foreclosure Marsh. Of Lien), 1465(Tax Lien), 1466 (Tax Certificate), 1470 (Quiet Title), and 1480 (Partition)). These cases are different from Board of Revision Foreclosures, which are not reported here.



# CUYAHOGA COUNTY COMMON PLEAS COURT

## **Total Pending Judicial Foreclosure Cases Referred to Magistrates**

The following chart is a display of the total number of pending Judicial Foreclosure cases referred to the Magistrates on specific dates. The table below shows the number of these cases pending from each year since 2000.




	<b>As of:</b>														
<b>Year</b>		2/8/2018	3/8/2018	4/10/2018	5/10/2018										
1992		1	1	1	1										
2000		0	0	0	0										
2001		0	0	0	0										
2002		0	0	0	0										
2003		0	0	0	0										
2004		0	0	0	0										
2005		0	0	0	0										
2006		1	0	0	0										
2007		1	1	0	0										
2008		0	0	0	0										
2009		1	1	2	2										
2010		0	1	2	1										
2011		2	3	3	3										
2012		5	6	7	6										
2013		3	5	4	3										
2014		18	16	15	16										
2015		62	59	43	37										
2016		263	204	155	135										
2017		2498	2149	1703	1390										
2018		407	878	1497	1965										
<b>Total</b>		<b>3262</b>	<b>3324</b>	<b>3432</b>	<b>3559</b>										

# CUYAHOGA COUNTY COMMON PLEAS COURT

## **Total Pending Tax Lien & Certificate Cases Referred to Magistrates**

The following chart is a display of the number of pending tax Judicial Foreclosure cases referred to the Magistrates on specific dates. The table below shows the number of pending tax Judicial Foreclosure cases in each year since 2000.

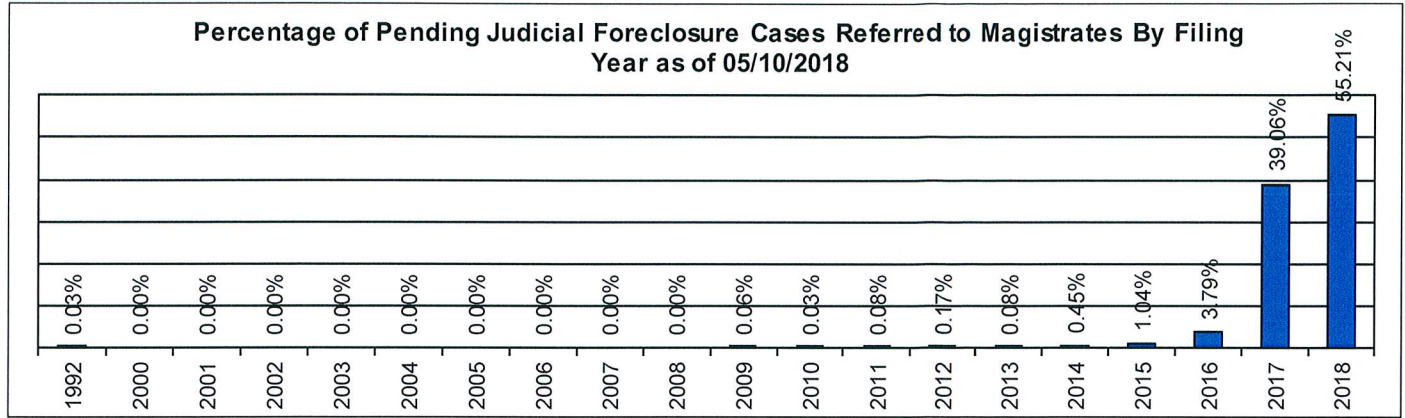


	As of:	2/8/2018	3/8/2018	4/10/2018	5/10/2018								
<b>Year</b>													
2000		0	0	0	0								
2001		0	0	0	0								
2002		0	0	0	0								
2003		0	0	0	0								
2004		0	0	0	0								
2005		0	0	0	0								
2006		1	0	0	0								
2007		0	0	0	0								
2008		0	0	0	0								
2009		1	1	2	2								
2010		0	1	1	1								
2011		1	2	2	3								
2012		3	4	5	4								
2013		1	1	1	1								
2014		5	4	4	5								
2015		9	9	6	7								
2016		31	21	14	14								
2017		675	581	462	387								
2018		9	232	512	790								
<b>Total</b>		<b>736</b>	<b>856</b>	<b>1009</b>	<b>1214</b>								

# CUYAHOGA COUNTY COMMON PLEAS COURT

## ***Percentage of Pending Judicial Foreclosure Cases By Filing Year***

The following chart is a representation of the total number of pending Judicial Foreclosure cases by filing year expressed as a percentage on a specific date. The table below is the supporting data for this chart.



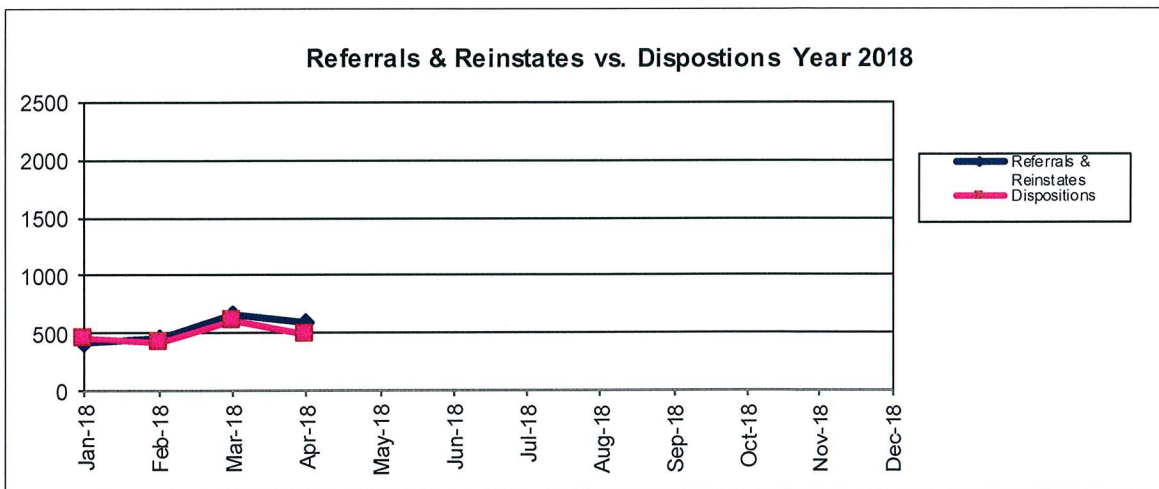
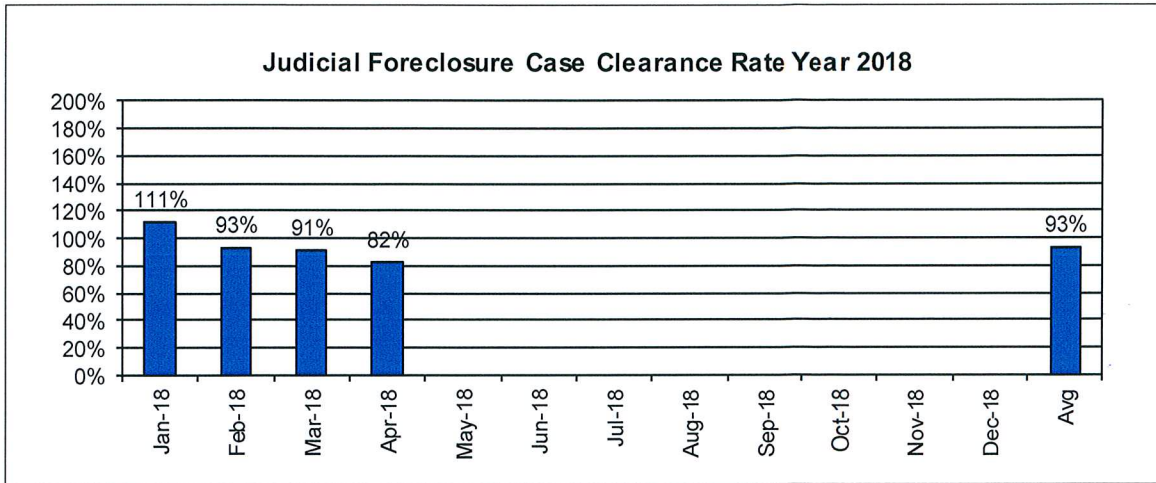
Year	As of:	5/10/2018	% of Total
1992		1	0.03%
2000		0	0.00%
2001		0	0.00%
2002		0	0.00%
2003		0	0.00%
2004		0	0.00%
2005		0	0.00%
2006		0	0.00%
2007		0	0.00%
2008		0	0.00%
2009		2	0.06%
2010		1	0.03%
2011		3	0.08%
2012		6	0.17%
2013		3	0.08%
2014		16	0.45%
2015		37	1.04%
2016		135	3.79%
2017		1390	39.06%
2018		1965	55.21%
<b>Total</b>		<b>3559</b>	<b>100.00%</b>



# CUYAHOGA COUNTY COMMON PLEAS COURT

## Judicial Foreclosure Clearance Rate Year 2018

The Clearance Rate is the number of outgoing cases as a percentage of the number of incoming cases. Clearance rate measures whether the court is keeping up with its incoming caseload. If cases are not disposed in a timely manner, a backlog of cases awaiting disposition will grow. A Clearance Rate of 100% indicates that at least as many cases as have been filed, reopened, or reactivated in a period have been disposed.

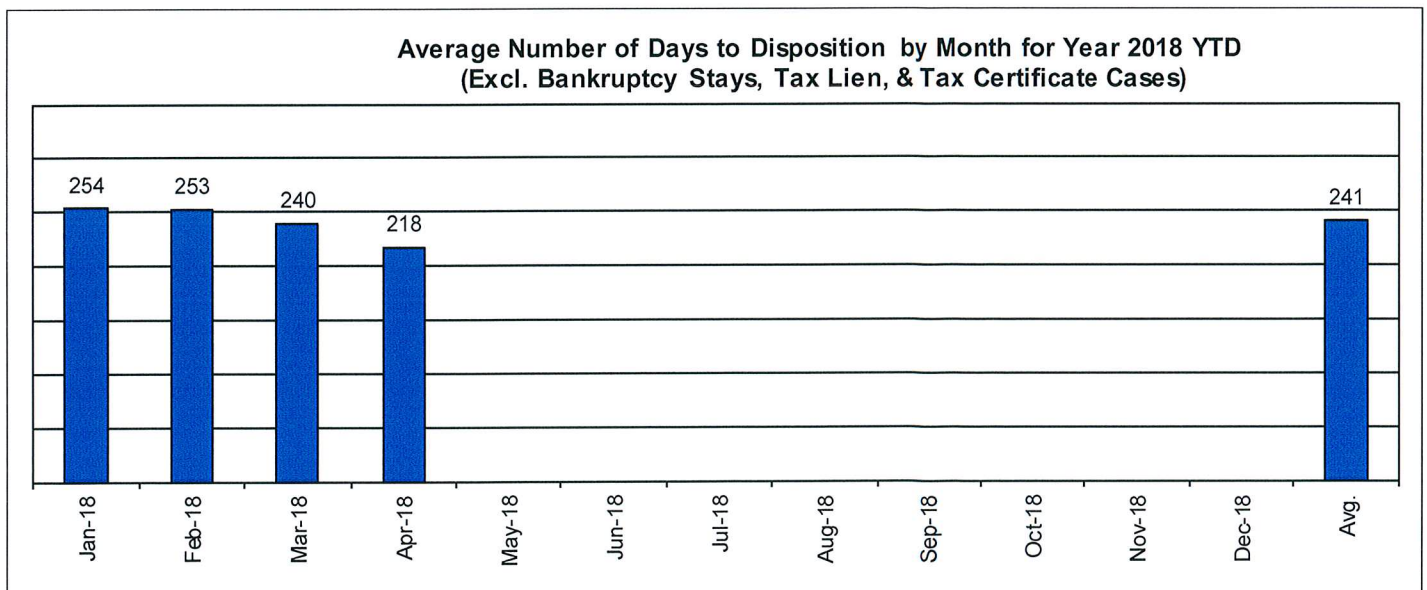
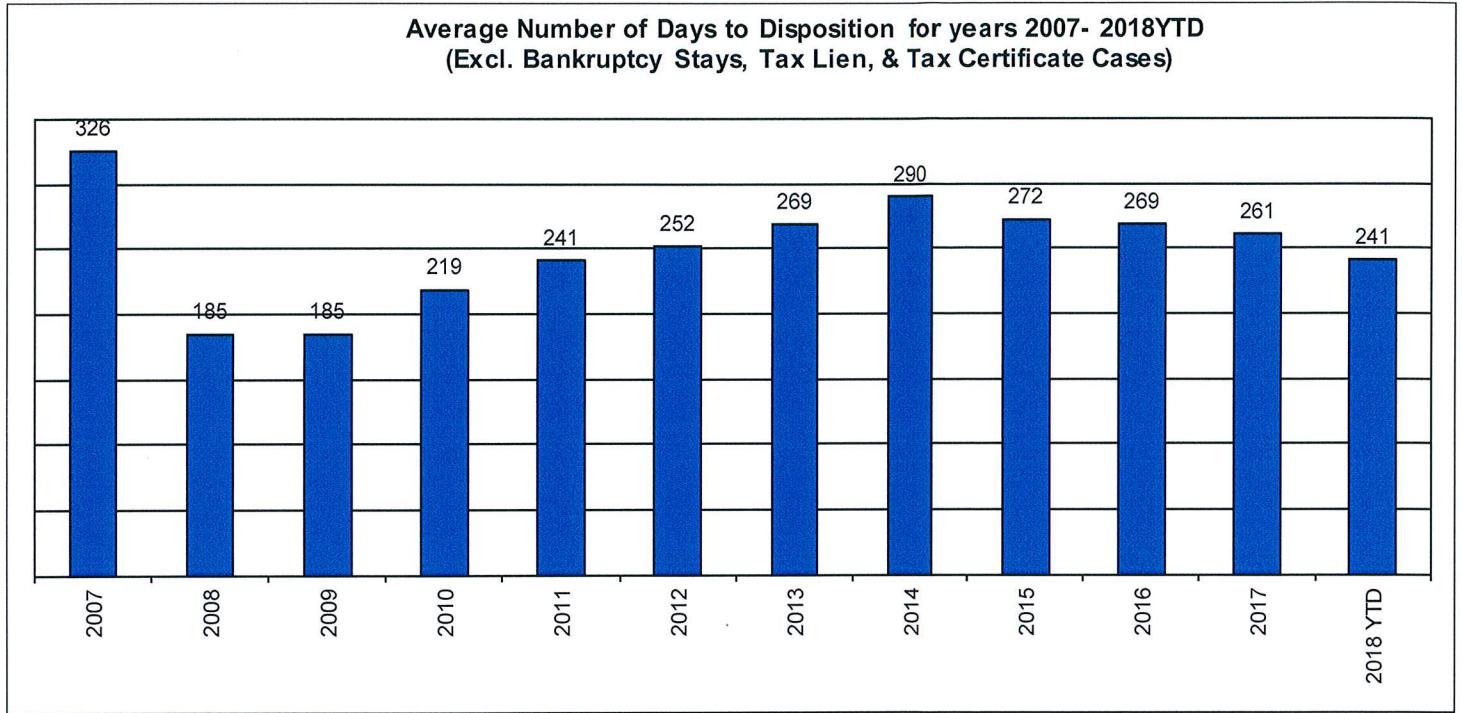


	Referrals & Reinstates	Dispositions	Clearance Rate
Jan-18	412	459	111%
Feb-18	454	422	93%
Mar-18	670	610	91%
Apr-18	588	483	82%
May-18			
Jun-18			
Jul-18			
Aug-18			
Sep-18			
Oct-18			
Nov-18			
Dec-18			
Avg	531	494	93%
Total	2124	1974	

# CUYAHOGA COUNTY COMMON PLEAS COURT

## **Avg. Number of Days to Disp. (Excl. Bank. Stays & Tax Lien & Tax Cert.)**

The average number of days to disposition is the number of days from filing to a final disposition entry being filed with the Clerk of Court. The data sample is based on all judicial foreclosure cases terminated by decree or dismissal (cases terminated by bankruptcy are not included) in a month. Each case is examined to determine the number of days between filing and termination with the periods that a case may have been in bankruptcy subtracted. Adding the total days of all of the cases minus bankruptcy periods and dividing by the total number of cases calculates the average. In the following chart, tax judicial foreclosure cases are excluded.

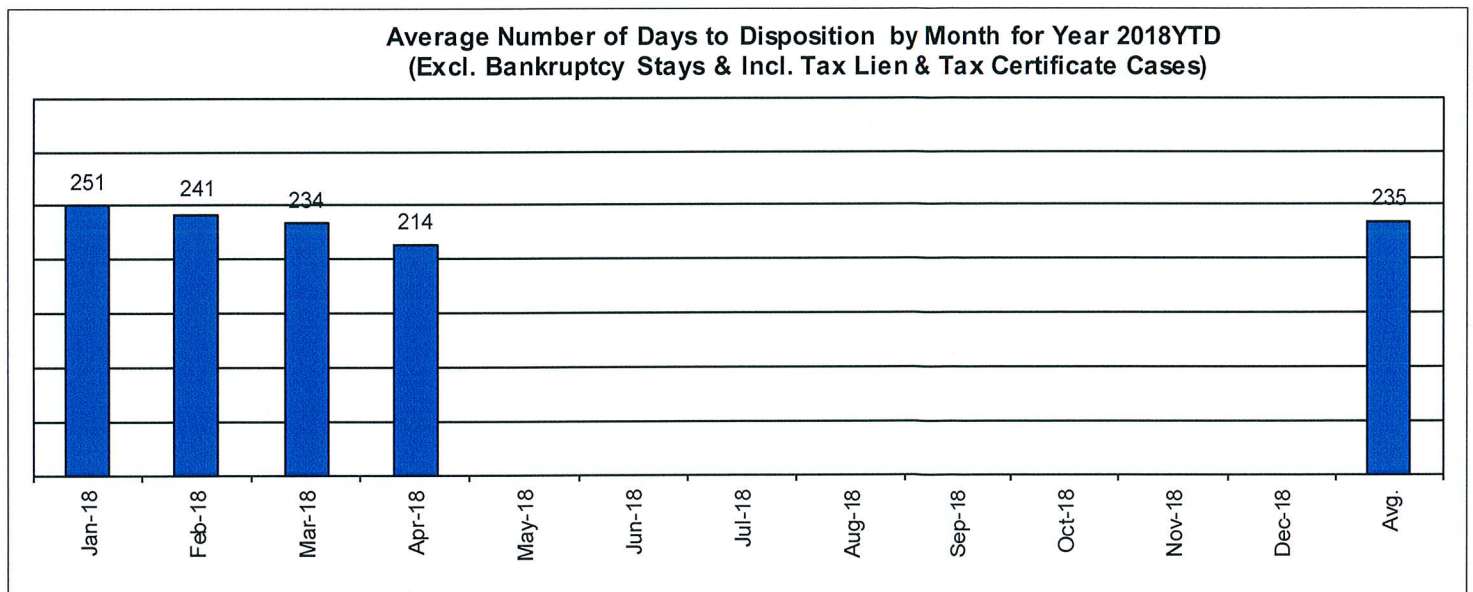
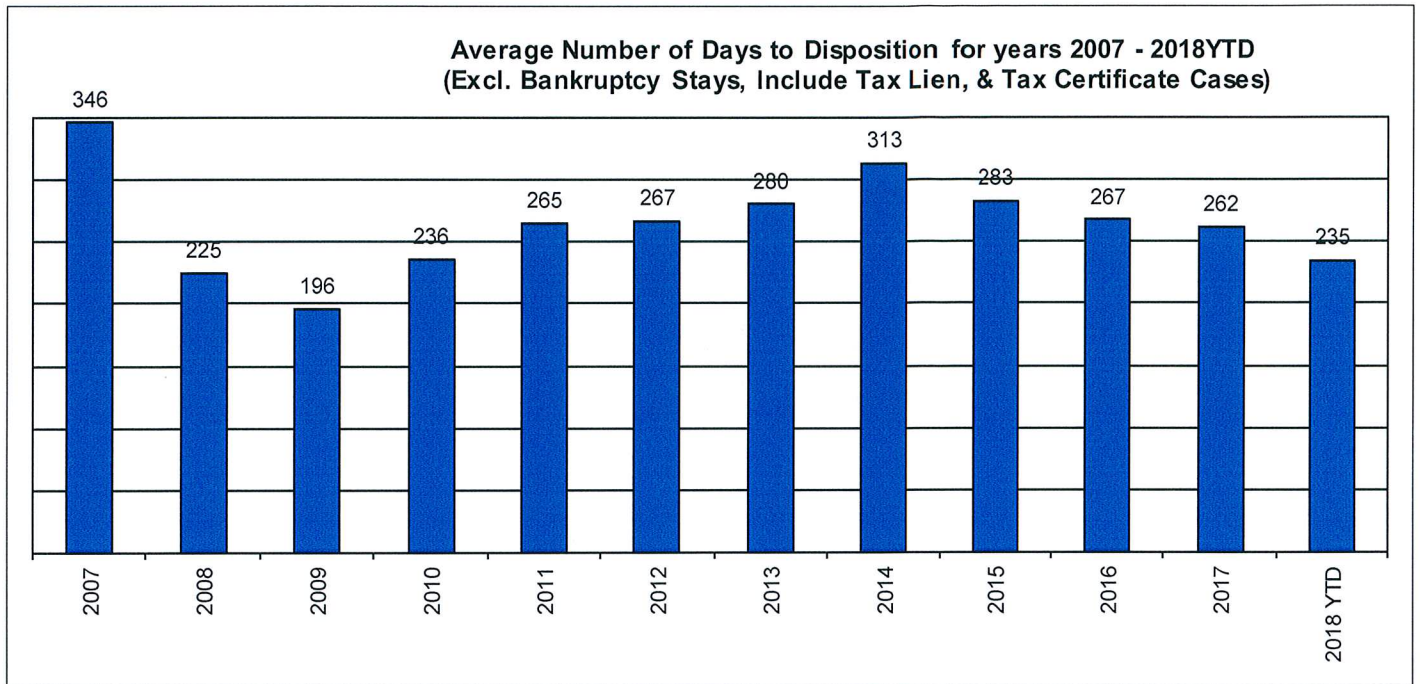




# CUYAHOGA COUNTY COMMON PLEAS COURT

## **Avg. Number of Days to Disp. (Excl. Bank. Stays & Incl. Tax Lien & Tax Cert.)**

The average number of days to disposition is the number of days from filing to a final disposition entry being filed with the Clerk of Court. The data sample is based on all Judicial Foreclosure cases terminated by decree or dismissal (cases terminated by bankruptcy are not included) in a month. Each case is examined to determine the number of days between filing and termination with the periods that a case may have been in bankruptcy subtracted. Adding the total days of all of the cases minus bankruptcy periods and dividing by the total number of cases calculates the average. In the following chart, all types of Judicial Foreclosure cases are included.

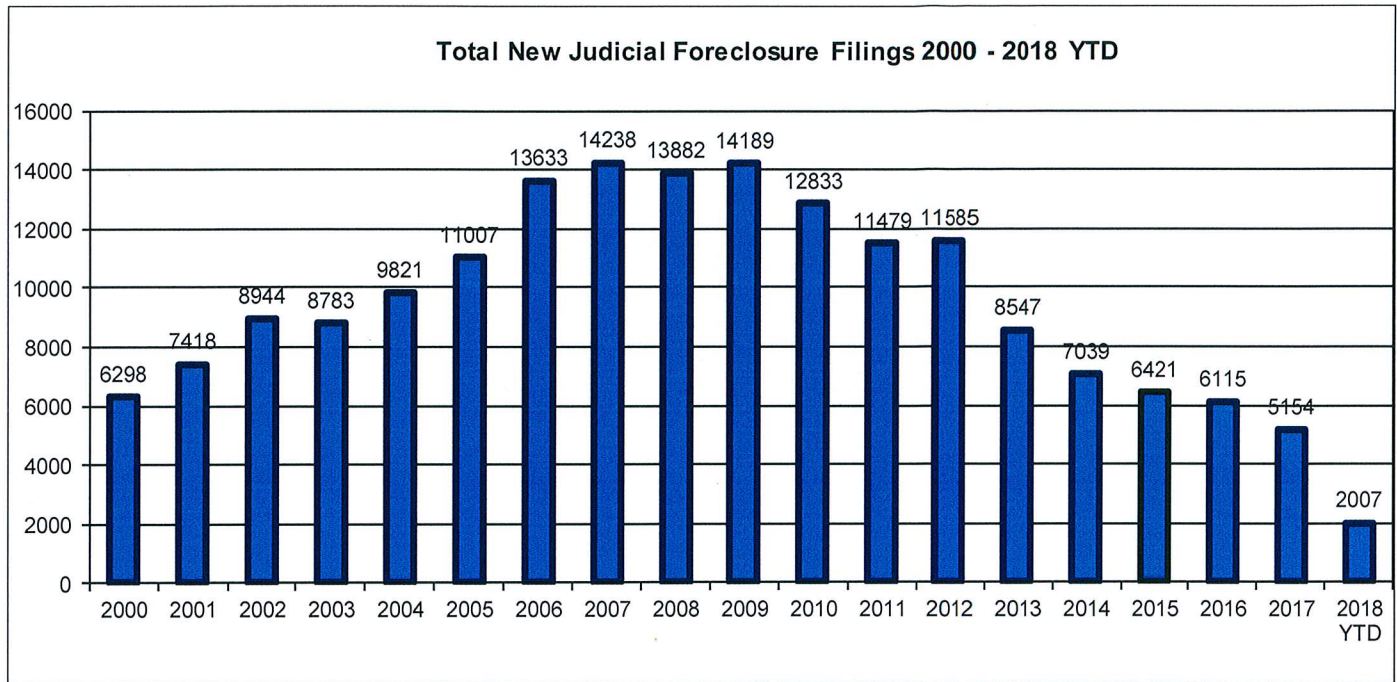




## ***Total New Judicial Foreclosure Filings***

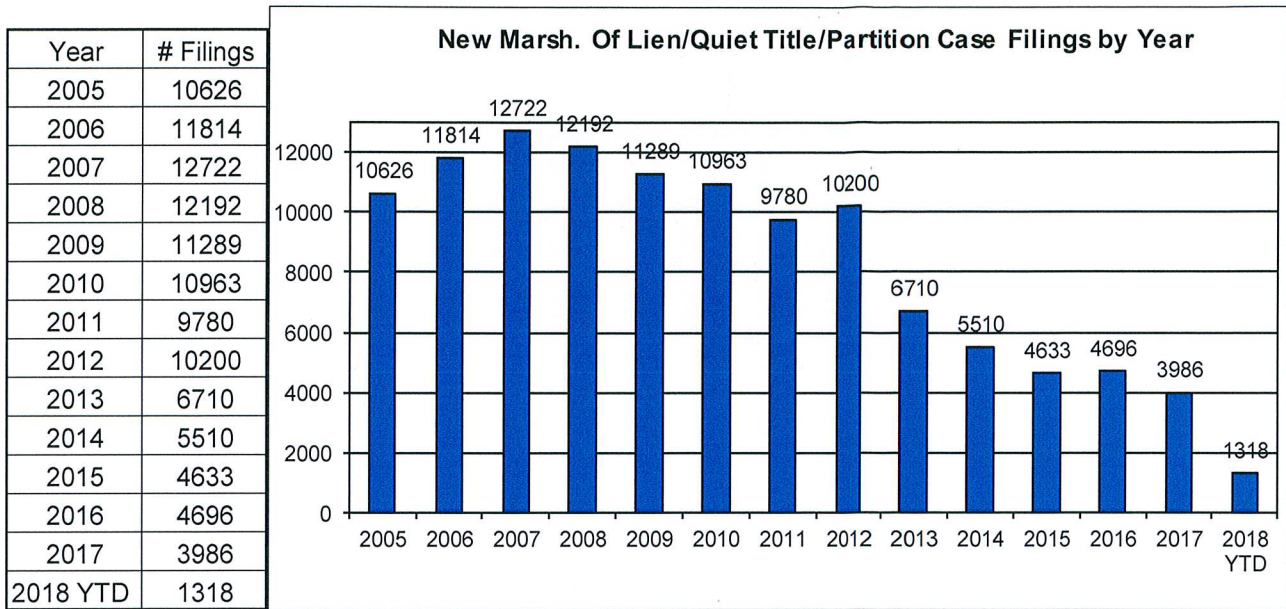
The following charts are provided as a historical view of new judicial foreclosure filings.

1. Total New Judicial Foreclosure Filings from 2000 – 2018 by year
2. Total New Marsh of Lien/Quiet Title/Partition Filings from 2005 – 2018 by month
3. Total New Tax Lien & Tax Certificate Filings for 2005 – 2018 by month
4. Total New Judicial Foreclosure Filings from 2005 – 2018 by month

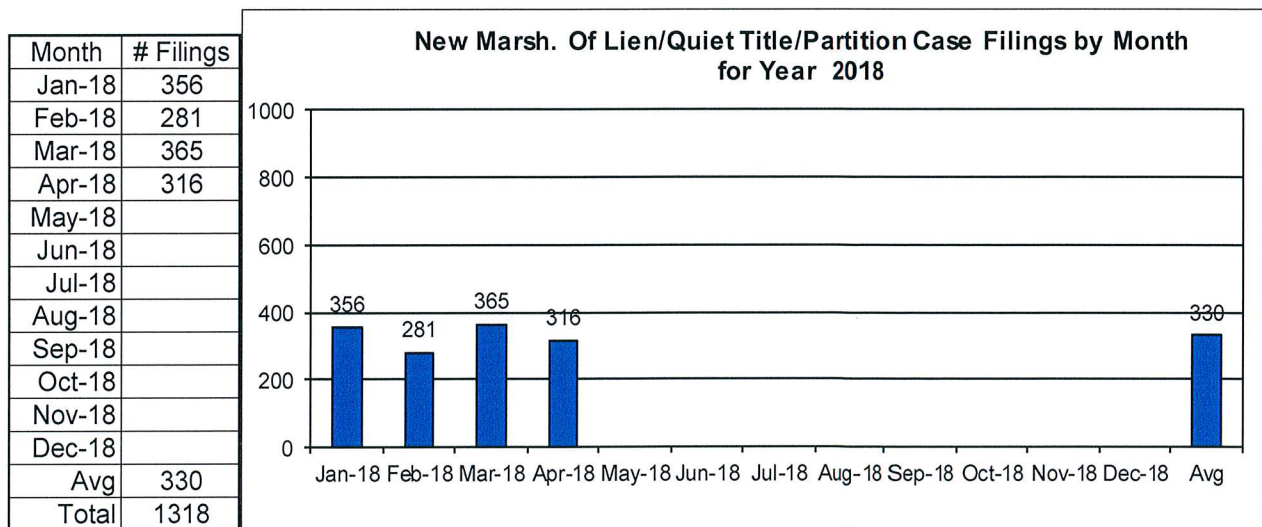


# CUYAHOGA COUNTY COMMON PLEAS COURT

## New Marsh of Lien/Quiet Title/Partition Case Filings for Years 2005 – 2018 YTD

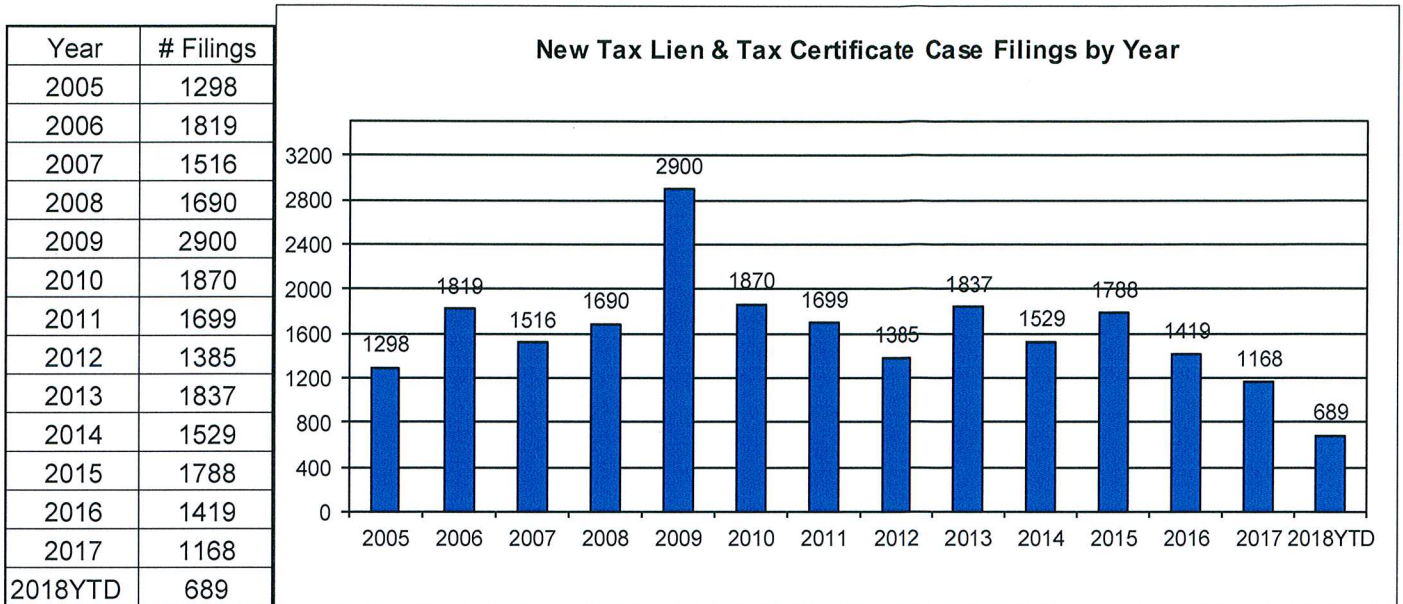


## New Marsh of Lien/Quiet Title/Partition Case Filings by month for 2018 YTD

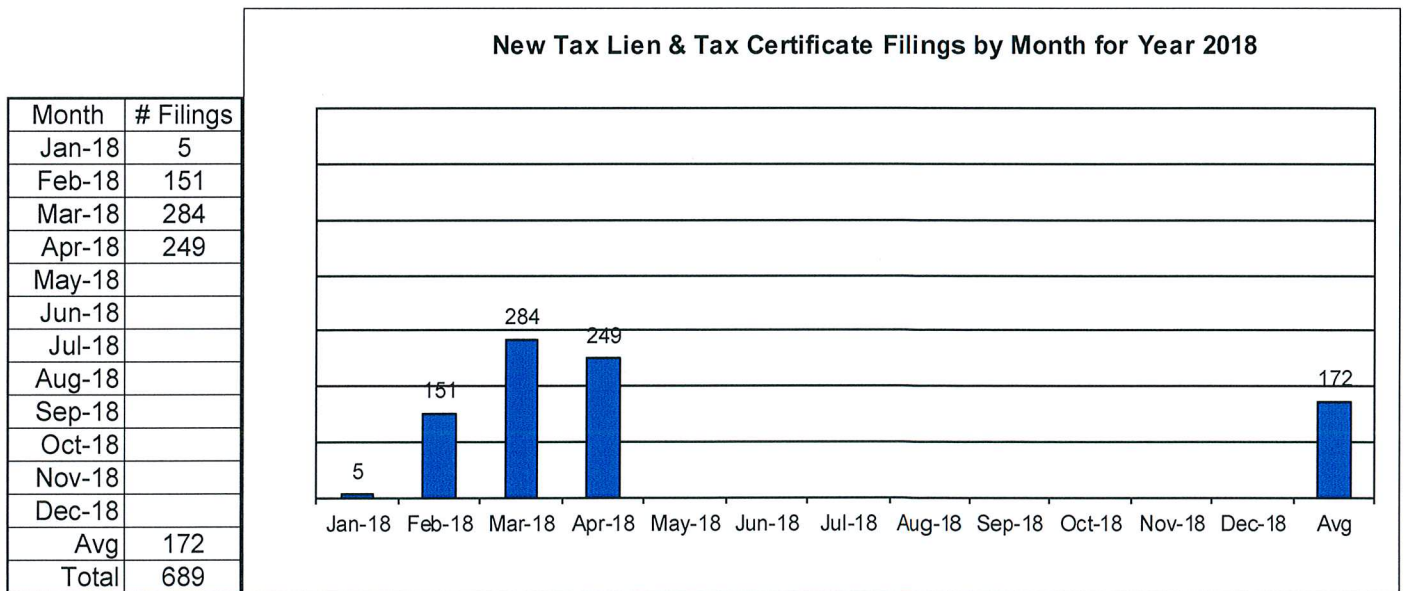


# CUYAHOGA COUNTY COMMON PLEAS COURT

## New Tax Lien & Certificate Filings for Years 2005 – 2018 YTD



## New Tax Lien & Certificate Filings by Month for Year 2018 YTD

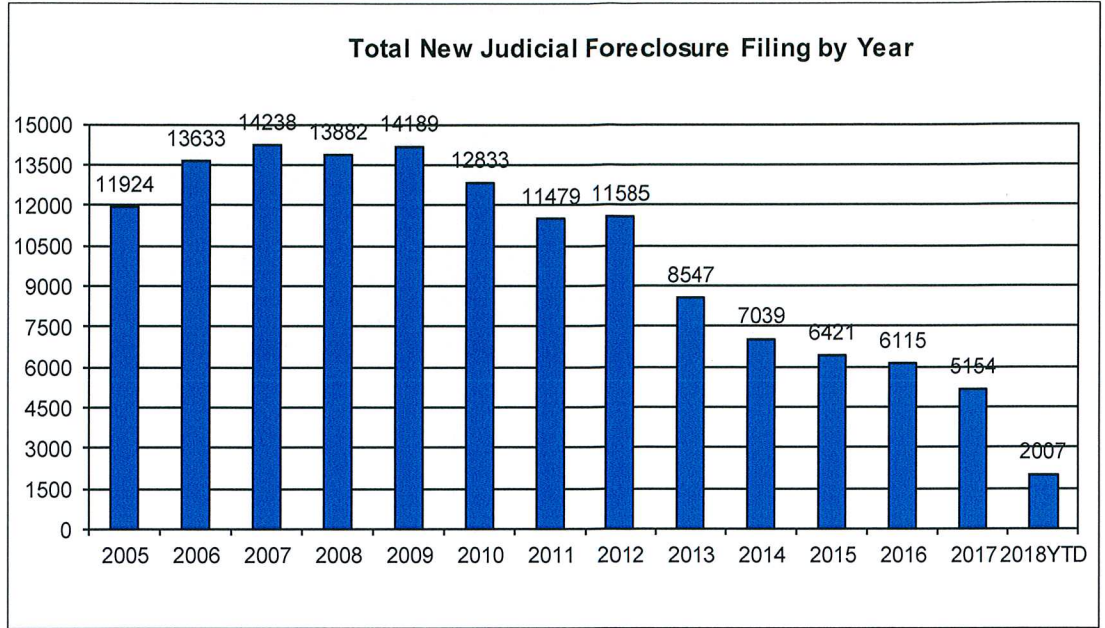




# CUYAHOGA COUNTY COMMON PLEAS COURT

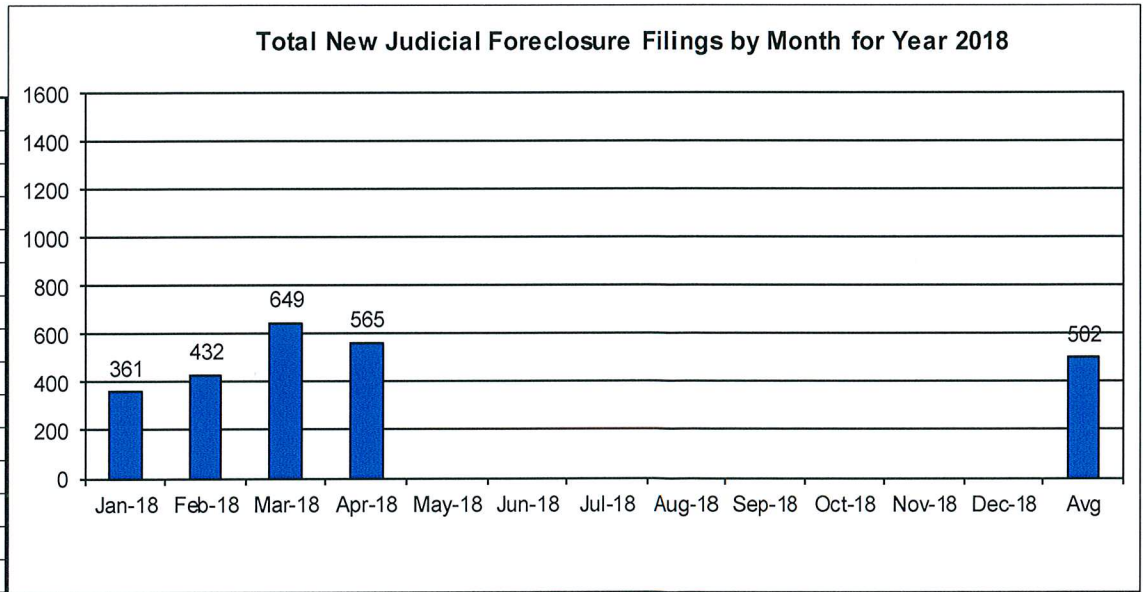
## Total New Judicial Foreclosure Filings Years 2005 – 2018 YTD

Year	# Filings
2005	11924
2006	13633
2007	14238
2008	13882
2009	14189
2010	12833
2011	11479
2012	11585
2013	8547
2014	7039
2015	6421
2016	6115
2017	5154
2018 YTD	2007



## Total New Judicial Foreclosure Filings by Month for Year 2018 YTD

Month	# Filings
Jan-18	361
Feb-18	432
Mar-18	649
Apr-18	565
May-18	
Jun-18	
Jul-18	
Aug-18	
Sep-18	
Oct-18	
Nov-18	
Dec-18	
Avg	502
Total	2007



***Magistrate's Monthly Reports***

The Magistrates' Monthly Report consists of 5 reports. Below is a description of each.

**Magistrate's Monthly Supplemental Journal Entry Report (R415)**

Retrieves total number of supplemental entries and Decrees of Confirmation of Sheriff's sale created during a specific period. A supplemental entry is any journal created by a magistrate, which does not close out a case. For example, any magistrate's order (MG) setting a hearing, any journal entry (JE) ruling on a motion, journals confirming Sheriff's sales, etc.).

**Magistrate's Full Disposition Count by Magistrate Report (R413)**

Retrieves total number of cases disposed of during a specific period. The dispositions are grouped by Magistrate and then broken down by the type of disposition (i. e. Default, Dismissed with Prejudice, Dismissed without Prejudice, etc.) This report can be printed three different ways. Including tax cases (Full Dispositions), excluding tax cases (Non-Tax Dispositions), and Tax cases only (Tax Dispositions).

**Magistrate's Monthly Cases Referred/Reinstated Report (R418)**

Retrieves newly filed cases referred to the Magistrates Dept. and cases previously disposed by the Magistrates Dept. that are reinstated and re-referred to the magistrates. The cases are separated by Tax (filing code 1465; Tax Judicial Foreclosure & 1466; Tax Certificate Judicial Foreclosure) and Non-Tax (1460; Judicial Foreclosure Marsh. Of Lien, 1480; Partition, 1470; Quiet Title, misc. (i. e. 1391; Contract Other, etc.).

**Magistrate's Monthly Hearing Totals Report (R3146)**

Retrieves total number of hearings held during one month. The hearings are grouped by Magistrate and then broken down by what type hearing was held (i. e. Default, Pretrial, etc.).

**Magistrate's Monthly Case Load Report (R3147)**

Retrieves individual caseload totals for individual magistrates during a specific period. The cases are grouped by magistrate and then broken down by case type (i. e. tax judicial foreclosure, tax certificate judicial foreclosure and non-tax judicial foreclosure).

**CUYAHOGA COUNTY COURT OF COMMON PLEAS**

DATE: 05/10/2018  
TIME: 7:25 AM

OFFICE OF THE MAGISTRATES  
MAGISTRATE'S MONTHLY SUPPLEMENTALS BY CASE  
REPORTING PERIOD: APRIL 2018

PAGE: 1  
CMSR415D

---

**SUPPLEMENTALS**

AUGUSTYN	190
BAKER	249
BUCHA	118
DAY	231
DYKE	200
GONZALEZ	182
HIPPLEY	140
JACKSON	139
KLEIN	220
LUCAS	116
VOZAR	197
WEISS	218
UNACCOUNTED FOR	0

**TOTAL** 2200

**CONFIRMATIONS**

**TOTAL** 1



**CUYAHOGA COUNTY COURT OF COMMON PLEAS**

OFFICE OF THE MAGISTRATES

**Full Disposition Count by Magistrate**

REPORTING PERIOD: FROM 04/01/2018 TO 04/30/2018

DATE: 05/10/2018

TIME: 7:26 AM

PAGE: 1

CMSR413

MagID	Dispose Type	Tax Cert.	Tax Treas.	Total
KCA	Bank	0	0	0
	Def	0	0	10
	Dism	0	1	16
	Ref. Vacate	0	0	0
	Court Trial	0	0	0
	Other	0	5	8
	<b>MAG'S TOTAL</b>		<b>0</b>	<b>6</b>

Decrees	288
Defaults	167
Other	118
Court Trial	3
Dismissals	173
Bankruptcy	22
Ref. Vacated	0
<b>Grand Total</b>	<b>483</b>

GDB	Bank	0	0	3
	Def	0	0	13
	Dism	0	5	25
	Ref. Vacate	0	0	0
	Court Trial	0	0	0
	Other	0	5	9
	<b>MAG'S TOTAL</b>		<b>0</b>	<b>10</b>

SMB	Bank	0	0	0
	Def	0	0	4
	Dism	1	0	6
	Ref. Vacate	0	0	0
	Court Trial	0	0	0
	Other	0	6	8
	<b>MAG'S TOTAL</b>		<b>1</b>	<b>6</b>

CED	Bank	0	1	4
	Def	0	0	13
	Dism	0	2	14
	Ref. Vacate	0	0	0
	Court Trial	0	0	1
	Other	0	5	10
	<b>MAG'S TOTAL</b>		<b>0</b>	<b>8</b>

JTD	Bank	0	0	2
	Def	0	1	27
	Dism	0	3	19
	Ref. Vacate	0	0	0
	Court Trial	0	0	0
	Other	0	6	9
	<b>MAG'S TOTAL</b>		<b>0</b>	<b>10</b>

TG	Bank	0	0	2
	Def	2	0	19
	Dism	0	1	16
	Ref. Vacate	0	0	0
	Court Trial	0	0	0
	Other	0	8	13
	<b>MAG'S TOTAL</b>		<b>2</b>	<b>9</b>

KH	Bank	0	0	1
	Def	0	0	9
	Dism	0	4	14
	Ref. Vacate	0	0	0
	Court Trial	0	0	0
	Other	0	5	14
	<b>MAG'S TOTAL</b>		<b>0</b>	<b>9</b>

ARJ	Bank	0	0	3
	Def	0	0	8
	Dism	0	2	9

DATE: 05/10/2018  
TIME: 7:26 AM

CUYAHOGA COUNTY COURT OF COMMON PLEAS  
OFFICE OF THE MAGISTRATES  
**Full Disposition Count by Magistrate**  
REPORTING PERIOD: FROM 04/01/2018 TO 04/30/2018

PAGE: 2  
CMSR413

---

MagID	Dispose Type	Tax Cert.	Tax Treas.	Total
	Ref. Vacate	0	0	0
	Court Trial	0	0	2
	Other	0	3	6
	<b><u>MAG'S TOTAL</u></b>	<b>0</b>	<b>5</b>	<b><u>28</u></b>
<hr/>				
MK	Bank	0	0	1
	Def	1	0	25
	Dism	0	0	17
	Ref. Vacate	0	0	0
	Court Trial	0	0	0
	Other	0	9	14
	<b><u>MAG'S TOTAL</u></b>	<b>1</b>	<b>9</b>	<b><u>57</u></b>
<hr/>				
PL	Bank	0	1	1
	Def	0	0	13
	Dism	0	2	10
	Ref. Vacate	0	0	0
	Court Trial	0	0	0
	Other	0	7	9
	<b><u>MAG'S TOTAL</u></b>	<b>0</b>	<b>10</b>	<b><u>33</u></b>
<hr/>				
TJV	Bank	0	1	4
	Def	1	0	20
	Dism	1	2	15
	Ref. Vacate	0	0	0
	Court Trial	0	0	0
	Other	0	8	9
	<b><u>MAG'S TOTAL</u></b>	<b>2</b>	<b>11</b>	<b><u>48</u></b>
<hr/>				
CW	Bank	0	0	1
	Def	0	0	6
	Dism	0	1	12
	Ref. Vacate	0	0	0
	Court Trial	0	0	0
	Other	0	9	9
	<b><u>MAG'S TOTAL</u></b>	<b>0</b>	<b>10</b>	<b><u>28</u></b>

---

**CUYAHOGA COUNTY COURT OF COMMON PLEAS**

DATE: 05/10/2018  
 TIME: 07:27 AM

OFFICE OF THE MAGISTRATES  
 MAGISTRATE'S MONTHLY REF/REIN CASES  
 FROM 04/01/2018 TO 04/30/2018

CMSR418

MAGISTRATE	NEW REFERRALS				REINSTATED			
	Tax Treas.	Tax Cert.	Non-Tax	Total	Tax Treas.	Tax Cert.	Non-Tax	Total
<u>AUGUSTYN/KEVIN/C</u>	10	0	28	38	0	0	1	1
<u>BAKER/GAIL/D</u>	24	1	35	60	0	0	1	1
<u>BUCHA/STEPHEN/M</u>	14	0	12	26	0	1	0	1
<u>DAY/CHRISTOPHER/E</u>	18	0	34	52	0	0	1	1
<u>DYKE/JOHN/T</u>	17	0	26	43	0	0	0	0
<u>GONZALEZ/TRACEY/</u>	18	0	36	54	0	0	0	0
<u>HIPPLEY/KEVIN/</u>	19	0	23	42	0	0	0	0
<u>JACKSON/AMY/R</u>	25	0	27	52	0	0	0	0
<u>KLEIN/MONICA/</u>	20	0	28	48	0	1	2	3
<u>LUCAS/PAUL/</u>	30	0	27	57	0	0	0	0
<u>VOZAR/THOMAS/J</u>	25	0	34	59	0	0	2	2
<u>WEISS/CAROL/</u>	22	0	25	47	1	0	0	1
<b><u>TOTAL</u></b>	242	1	335	578	1	2	7	10
<b><u>COMBINED TOTAL</u></b>	588							



**CUYAHOGA COUNTY COURT OF COMMON PLEAS**

**OFFICE OF THE MAGISTRATES**

**MAG MONTHLY HEARING TOTALS**

Reporting Period: April 2018

DATE: 05/10/2018  
TIME: 07:27 AM

PAGE: 1  
CMSR3146

Monthly Hearing Total      326

AUGUSTYN	
Default Hearings	11
Tax Hearings	7
Pretrials	4
<hr/>	
TOTAL:	22

BAKER	
Default Hearings	19
Tax Hearings	13
Pretrials	5
<hr/>	
TOTAL:	37

BUCHA	
Default Hearings	4
Tax Hearings	4
Pretrials	9
<hr/>	
TOTAL:	17

DAY	
Default Hearings	12
Tax Hearings	5
Pretrials	7
<hr/>	
TOTAL:	24

DYKE	
Default Hearings	13
Tax Hearings	4
Pretrials	7
<hr/>	
TOTAL:	24

GONZALEZ	
Default Hearings	13
Tax Hearings	2
Pretrials	5
<hr/>	
TOTAL:	20

HIPPLEY	
Default Hearings	23
Tax Hearings	0
Pretrials	1
<hr/>	
TOTAL:	24

JACKSON	
Default Hearings	20
Tax Hearings	3
Pretrials	13
<hr/>	
TOTAL:	36

KLEIN	
Default Hearings	17
Tax Hearings	12
Pretrials	4
<hr/>	
TOTAL:	33

LUCAS	
Default Hearings	4
Tax Hearings	8
Pretrials	15
<hr/>	

CUYAHOGA COUNTY COURT OF COMMON PLEAS

OFFICE OF THE MAGISTRATES

MAG MONTHLY HEARING TOTALS

Reporting Period: April 2018

DATE: 05/10/2018  
TIME: 07:27 AM

PAGE: 2  
CMSR3146

---

TOTAL:	27
VOZAR	
Default Hearings	22
Tax Hearings	9
Pretrials	14
<hr/>	
TOTAL:	45
WEISS	
Default Hearings	8
Tax Hearings	6
Pretrials	3
<hr/>	
TOTAL:	17

Magistrate Name	Non Tax Total	Tax Cert.	Tax Treas.	Total Tax	Total Cases
AUGUSTYN	118	1	74	75	193
BAKER	190	1	95	96	286
BUCHA	93	2	46	48	141
DAY	159	0	53	53	212
DYKE	134	4	74	78	212
GONZALEZ	192	3	94	97	289
HIPPLEY	202	5	91	96	298
JACKSON	197	2	88	90	287
KLEIN	178	4	104	108	286
LUCAS	190	3	120	123	313
VOZAR	199	3	107	110	309
WEISS	203	6	88	94	297
<b>Non Tax Total:</b>	<b>2055</b>	<b>Cert.Tax Total: 34</b>	<b>Tax Treas. Total: 1034</b>	<b>Total Tax: 1068</b>	<b>Total Cases: 3123</b>



***Report CMSR1062 - Judicial Foreclosure Statistics by Judge***

Report CMSR1062 provides a list of judicial foreclosure case activity for each Judge. The report identifies how many cases were pending at the beginning of the period. The new cases filed and cases that were transferred in or reactivated are added to the number pending at the beginning of the period. It then shows the type and number of terminations for the period. The total terminations are subtracted from the total pending which provides the pending at the end of the period.

**CUYAHOGA COUNTY COURT OF COMMON PLEAS**

DATE: 05/10/2018  
TIME: 07:23 AM

**Foreclosure Statistics by Judge**  
Reporting Period: April 2018

PAGE: 1  
CMSR1062

<b>Judge</b>							
<b>AMBROSE, DICK</b>							
	Pending at Beg of Period		New Cases Filed	Cases Transferred In / Reactivated			Total
	79		19	7			105
Terminations							
	Bankruptcy	Default	RefVacated	Court Trial	Dismiss	Other	Total
	1	6	0	1	3	6	17
Total Pending at End of Period							88
<b>BARKER, PAMELA A</b>							
	Pending at Beg of Period		New Cases Filed	Cases Transferred In / Reactivated			Total
	103		22	2			127
Terminations							
	Bankruptcy	Default	RefVacated	Court Trial	Dismiss	Other	Total
	0	4	0	0	2	9	15
Total Pending at End of Period							112
<b>BURNSIDE, JANET R</b>							
	Pending at Beg of Period		New Cases Filed	Cases Transferred In / Reactivated			Total
	91		16	2			109
Terminations							
	Bankruptcy	Default	RefVacated	Court Trial	Dismiss	Other	Total
	1	2	0	1	4	7	15
Total Pending at End of Period							94
<b>CALABRESE, DEENA R</b>							
	Pending at Beg of Period		New Cases Filed	Cases Transferred In / Reactivated			Total
	98		19	4			121
Terminations							
	Bankruptcy	Default	RefVacated	Court Trial	Dismiss	Other	Total
	0	8	0	0	4	3	15
Total Pending at End of Period							106
<b>CLANCY, MAUREEN</b>							
	Pending at Beg of Period		New Cases Filed	Cases Transferred In / Reactivated			Total
	93		14	2			109
Terminations							
	Bankruptcy	Default	RefVacated	Court Trial	Dismiss	Other	Total
	1	9	0	0	4	5	19
Total Pending at End of Period							90
<b>COLLIER-WILLIAMS, CASSANDRA</b>							
	Pending at Beg of Period		New Cases Filed	Cases Transferred In / Reactivated			Total
	103		12	3			118
Terminations							
	Bankruptcy	Default	RefVacated	Court Trial	Dismiss	Other	Total
	1	3	0	1	3	7	15
Total Pending at End of Period							103
<b>CORRIGAN, BRIAN J</b>							
	Pending at Beg of Period		New Cases Filed	Cases Transferred In / Reactivated			Total
	103		15	5			123
Terminations							
	Bankruptcy	Default	RefVacated	Court Trial	Dismiss	Other	Total
	1	6	0	0	9	9	25
Total Pending at End of Period							98
<b>CORRIGAN, PETER J</b>							

**CUYAHOGA COUNTY COURT OF COMMON PLEAS**

DATE: 05/10/2018  
TIME: 07:23 AM

**Foreclosure Statistics by Judge**  
Reporting Period: April 2018

PAGE: 2  
CMSR1062

<b>Judge</b>							
	Pending at Beg of Period		New Cases Filed	Cases Transferred In / Reactivated			Total
	94		16	7			117
Terminations							
	Bankruptcy	Default	RefVacated	Court Trial	Dismiss	Other	Total
	1	9	0	0	6	7	23
	Total Pending at End of Period						94
<b>DONNELLY, MICHAEL P</b>							
	Pending at Beg of Period		New Cases Filed	Cases Transferred In / Reactivated			Total
	96		19	5			120
Terminations							
	Bankruptcy	Default	RefVacated	Court Trial	Dismiss	Other	Total
	0	5	0	0	10	10	25
	Total Pending at End of Period						95
<b>FRIEDLAND, CAROLYN B</b>							
	Pending at Beg of Period		New Cases Filed	Cases Transferred In / Reactivated			Total
	106		13	6			125
Terminations							
	Bankruptcy	Default	RefVacated	Court Trial	Dismiss	Other	Total
	0	12	0	0	4	11	27
	Total Pending at End of Period						98
<b>FRIEDMAN, STUART A</b>							
	Pending at Beg of Period		New Cases Filed	Cases Transferred In / Reactivated			Total
	101		18	1			120
Terminations							
	Bankruptcy	Default	RefVacated	Court Trial	Dismiss	Other	Total
	0	0	0	0	8	6	14
	Total Pending at End of Period						106
<b>FUERST, NANCY A</b>							
	Pending at Beg of Period		New Cases Filed	Cases Transferred In / Reactivated			Total
	95		20	3			118
Terminations							
	Bankruptcy	Default	RefVacated	Court Trial	Dismiss	Other	Total
	2	9	0	0	5	6	22
	Total Pending at End of Period						96
<b>GALL, STEVEN E</b>							
	Pending at Beg of Period		New Cases Filed	Cases Transferred In / Reactivated			Total
	95		17	3			115
Terminations							
	Bankruptcy	Default	RefVacated	Court Trial	Dismiss	Other	Total
	0	0	0	0	3	6	9
	Total Pending at End of Period						106
<b>GALLAGHER, HOLLIE L</b>							
	Pending at Beg of Period		New Cases Filed	Cases Transferred In / Reactivated			Total
	58		19	4			81
Terminations							
	Bankruptcy	Default	RefVacated	Court Trial	Dismiss	Other	Total
	2	1	0	0	4	10	17
	Total Pending at End of Period						64
<b>GALLAGHER, KELLY ANN</b>							



**CUYAHOGA COUNTY COURT OF COMMON PLEAS**

DATE: 05/10/2018  
 TIME: 07:23 AM

**Foreclosure Statistics by Judge**  
 Reporting Period: April 2018

PAGE: 3  
 CMSR1062

**Judge**

Pending at Beg of Period		New Cases Filed			Cases Transferred In / Reactivated			Total
94		13			4			111
Terminations								
Bankruptcy	1	Default	6	RefVacated	0	Court Trial	0	
						Dismiss	3	
						Other	5	
							Total	15
							Total Pending at End of Period	96
Pending at Beg of Period		New Cases Filed			Cases Transferred In / Reactivated			Total
96		18			1			115
Terminations								
Bankruptcy	0	Default	4	RefVacated	0	Court Trial	0	
						Dismiss	3	
						Other	7	
							Total	14
							Total Pending at End of Period	101
Pending at Beg of Period		New Cases Filed			Cases Transferred In / Reactivated			Total
106		15			3			124
Terminations								
Bankruptcy	1	Default	7	RefVacated	0	Court Trial	0	
						Dismiss	2	
						Other	3	
							Total	13
							Total Pending at End of Period	111
Pending at Beg of Period		New Cases Filed			Cases Transferred In / Reactivated			Total
91		19			2			112
Terminations								
Bankruptcy	0	Default	4	RefVacated	0	Court Trial	0	
						Dismiss	3	
						Other	4	
							Total	11
							Total Pending at End of Period	101
Pending at Beg of Period		New Cases Filed			Cases Transferred In / Reactivated			Total
94		23			2			119
Terminations								
Bankruptcy	2	Default	3	RefVacated	0	Court Trial	0	
						Dismiss	6	
						Other	6	
							Total	17
							Total Pending at End of Period	102
Pending at Beg of Period		New Cases Filed			Cases Transferred In / Reactivated			Total
97		18			2			117
Terminations								
Bankruptcy	0	Default	5	RefVacated	0	Court Trial	0	
						Dismiss	5	
						Other	5	
							Total	15
							Total Pending at End of Period	102
Pending at Beg of Period		New Cases Filed			Cases Transferred In / Reactivated			Total
100		22			3			125
Terminations								
Bankruptcy	0	Default	5	RefVacated	0	Court Trial	0	
						Dismiss	10	
						Other	12	
							Total	27
							Total Pending at End of Period	98
Pending at Beg of Period		New Cases Filed			Cases Transferred In / Reactivated			Total

**CUYAHOGA COUNTY COURT OF COMMON PLEAS**

DATE: 05/10/2018  
TIME: 07:23 AM

**Foreclosure Statistics by Judge**  
Reporting Period: April 2018

PAGE: 4  
CMSR1062

**Judge**

	Pending at Beg of Period		New Cases Filed		Cases Transferred In / Reactivated		Total
	94		12		2		108
Terminations							
	Bankruptcy	Default	RefVacated	Court Trial	Dismiss	Other	Total
	0	3	0	0	5	7	15
	Total Pending at End of Period						93

<b>MIDAY, SHERRIE</b>							
	Pending at Beg of Period		New Cases Filed		Cases Transferred In / Reactivated		Total
	100		17		8		125
Terminations							
	Bankruptcy	Default	RefVacated	Court Trial	Dismiss	Other	Total
	1	4	0	0	6	7	18
	Total Pending at End of Period						107

<b>O'DONNELL, JOHN P</b>							
	Pending at Beg of Period		New Cases Filed		Cases Transferred In / Reactivated		Total
	75		16		3		94
Terminations							
	Bankruptcy	Default	RefVacated	Court Trial	Dismiss	Other	Total
	1	6	0	0	7	7	21
	Total Pending at End of Period						73

<b>RUSSO, JOHN J</b>							
	Pending at Beg of Period		New Cases Filed		Cases Transferred In / Reactivated		Total
	40		6		2		48
Terminations							
	Bankruptcy	Default	RefVacated	Court Trial	Dismiss	Other	Total
	0	1	0	0	2	4	7
	Total Pending at End of Period						41

<b>RUSSO, JOSEPH D</b>							
	Pending at Beg of Period		New Cases Filed		Cases Transferred In / Reactivated		Total
	96		14		4		114
Terminations							
	Bankruptcy	Default	RefVacated	Court Trial	Dismiss	Other	Total
	1	4	0	0	2	3	10
	Total Pending at End of Period						104

<b>RUSSO, MICHAEL J</b>							
	Pending at Beg of Period		New Cases Filed		Cases Transferred In / Reactivated		Total
	86		18		1		105
Terminations							
	Bankruptcy	Default	RefVacated	Court Trial	Dismiss	Other	Total
	1	2	0	0	3	1	7
	Total Pending at End of Period						98

<b>RUSSO, NANCY MARGARET</b>							
	Pending at Beg of Period		New Cases Filed		Cases Transferred In / Reactivated		Total
	61		15		0		76
Terminations							
	Bankruptcy	Default	RefVacated	Court Trial	Dismiss	Other	Total
	0	7	0	0	8	3	18
	Total Pending at End of Period						58

**SAFFOLD, SHIRLEY STRICKLAND**

**CUYAHOGA COUNTY COURT OF COMMON PLEAS**

DATE: 05/10/2018  
TIME: 07:23 AM

**Foreclosure Statistics by Judge**  
Reporting Period: April 2018

PAGE: 5  
CMSR1062

**Judge**

Pending at Beg of Period			New Cases Filed		Cases Transferred In / Reactivated		Total
102			19		8		129
Terminations							
	Bankruptcy	Default	RefVacated	Court Trial	Dismiss	Other	Total
	1	4	0	0	9	7	21
Total Pending at End of Period							108

<b>SHAUGHNESSY, MICHAEL P</b>							
Pending at Beg of Period			New Cases Filed		Cases Transferred In / Reactivated		Total
95			20		2		117
Terminations							
	Bankruptcy	Default	RefVacated	Court Trial	Dismiss	Other	Total
	1	5	0	0	5	7	18
Total Pending at End of Period							99

<b>SHEEHAN, BRENDAN J</b>							
Pending at Beg of Period			New Cases Filed		Cases Transferred In / Reactivated		Total
94			14		2		110
Terminations							
	Bankruptcy	Default	RefVacated	Court Trial	Dismiss	Other	Total
	1	5	0	0	7	5	18
Total Pending at End of Period							92

<b>SUTULA, JOHN D</b>							
Pending at Beg of Period			New Cases Filed		Cases Transferred In / Reactivated		Total
98			11		2		111
Terminations							
	Bankruptcy	Default	RefVacated	Court Trial	Dismiss	Other	Total
	0	3	0	0	3	6	12
Total Pending at End of Period							99

<b>SUTULA, KATHLEEN ANN</b>							
Pending at Beg of Period			New Cases Filed		Cases Transferred In / Reactivated		Total
82			17		0		99
Terminations							
	Bankruptcy	Default	RefVacated	Court Trial	Dismiss	Other	Total
	1	11	0	0	5	8	25
Total Pending at End of Period							74

<b>SYNENBERG, JOAN</b>							
Pending at Beg of Period			New Cases Filed		Cases Transferred In / Reactivated		Total
99			19		1		119
Terminations							
	Bankruptcy	Default	RefVacated	Court Trial	Dismiss	Other	Total
	0	3	0	0	4	9	16
Total Pending at End of Period							103



# *Monthly Summary*

# MONTHLY SUMMARY

## April 2018

NAME	PEND	ASSIGNED			TRIALS						DISP	PENDING				+	-
		CV	CR	TOT	JURY			COURT				CV	FR	CR	TOT		
Dick Ambrose	476	53	26	79	0	1	1	0	1	1	95	211	87	162	460	+ 16	
Pamela A. Barker	405	46	37	83	0	1	1	0	0	0	88	164	112	124	400	+ 5	
Janet R. Burnside	443	50	46	96	0	3	3	0	0	0	98	227	93	121	441	+ 2	
Deena R. Calabrese	412	51	30	81	0	0	0	0	0	0	70	191	106	126	423	- 11	
Maureen Clancy	362	44	29	73	0	0	0	0	0	0	65	194	90	86	370	- 8	
Cassandra Collier-Willia	437	48	34	82	0	0	0	0	1	1	87	198	102	132	432	+ 5	
Brian J. Corrigan	513	50	40	90	0	0	0	0	2	2	103	244	98	158	500	+ 13	
Peter J. Corrigan	447	56	36	92	0	3	3	0	0	0	91	213	94	141	448	- 1	
Michael P. Donnelly	465	52	33	85	0	0	0	0	0	0	92	196	94	168	458	+ 7	
Carolyn B. Friedland	481	53	18	71	0	0	0	0	0	0	118	239	98	97	434	+ 47	
Stuart A. Friedman	456	88	29	117	0	0	0	0	2	2	88	269	105	111	485	- 29	
Nancy A. Fuerst	370	51	39	90	0	0	0	0	0	0	63	212	96	89	397	- 27	
Steven E. Gall	411	51	36	87	0	1	1	0	0	0	72	188	106	132	426	- 15	
Hollie L. Gallagher	364	49	31	80	0	0	0	0	0	0	77	202	64	101	367	- 3	
Kelly A. Gallagher	380	54	30	84	0	0	0	0	0	0	72	229	96	67	392	- 12	
Shannon M. Gallagher	433	51	36	87	0	0	0	0	0	0	72	224	101	123	448	- 15	
Daniel Gaul	436	48	40	88	0	0	0	0	0	0	74	194	110	146	450	- 14	
Michael E Jackson	525	50	23	73	0	0	0	0	3	3	75	231	101	191	523	+ 2	
David T. Matia	388	52	25	77	0	1	1	0	0	0	83	199	102	81	382	+ 6	
Robert C. McClelland	494	51	34	85	0	0	0	0	0	0	73	239	102	165	506	- 12	
Timothy McCormick	381	48	30	78	0	0	0	0	0	0	85	195	98	81	374	+ 7	
Nancy R. McDonnell	350	49	33	82	0	1	1	0	0	0	70	191	93	78	362	- 12	
Sherrie Miday	463	54	41	95	0	2	2	0	0	0	77	255	104	122	481	- 18	
John P. O'Donnell	405	51	35	86	1	2	3	0	0	0	100	197	73	121	391	+ 14	
John J. Russo	192	25	8	33	0	0	0	1	0	1	60	102	41	22	165	+ 27	
Joseph D. Russo	502	49	36	85	0	0	0	0	1	1	76	202	104	205	511	- 9	
Michael J. Russo	364	48	33	81	0	0	0	0	0	0	61	179	98	107	384	- 20	
Nancy Margaret Russo	264	47	34	81	0	0	0	0	0	0	103	112	58	72	242	+ 22	
Shirley Strickland Saffold	444	54	40	94	0	1	1	0	1	1	90	204	107	137	448	- 4	
Michael P. Shaughnessy	414	49	41	90	1	0	1	0	0	0	71	219	96	118	433	- 19	
Brendan J. Sheehan	352	44	31	75	0	0	0	0	1	1	83	158	91	95	344	+ 8	
John D. Sutula	572	49	55	104	1	1	2	1	1	2	88	283	99	206	588	- 16	
Kathleen Ann Sutula	370	48	30	78	0	0	0	0	0	0	67	191	74	116	381	- 11	
Joan Synenberg	400	46	35	81	0	0	0	0	0	0	106	170	103	102	375	+ 25	
<b>TOTALS</b>	14171	1709	1134	2843	3	17	20	2	13	15	2793	6922	3196	4103	14221	- 50	

*Year to Date Summary*



# SUMMARY FOR THE COURT

## January - April 2018

NAME	PEND	ASSIGNED			TRIALS						DISP	PENDING				+	-
		CV	CR	TOT	JURY			COURT				CV	FR	CR	TOT		
Dick Ambrose	441	205	144	349	1	2	3	0	3	3	330	211	87	162	460	-19	
Pamela A. Barker	437	206	132	338	0	1	1	0	0	0	375	164	112	124	400	+37	
Janet R. Burnside	421	207	156	363	1	5	6	0	2	2	343	227	93	121	441	-20	
Deena R. Calabrese	440	206	115	321	2	2	4	0	1	1	338	191	106	126	423	+17	
Maureen Clancy	363	207	130	337	0	0	0	0	0	0	330	194	90	86	370	-7	
Cassandra Collier-Willia	454	229	136	365	1	0	1	0	1	1	387	198	102	132	432	+22	
Brian J. Corrigan	494	206	159	365	1	3	4	1	4	5	359	244	98	158	500	-6	
Peter J. Corrigan	415	212	122	334	1	4	5	0	0	0	301	213	94	141	448	-33	
Michael P. Donnelly	469	202	150	352	1	5	6	0	2	2	363	196	94	168	458	+11	
Carolyn B. Friedland	479	208	92	300	1	2	3	0	1	1	345	239	98	97	434	+45	
Stuart A. Friedman	450	248	130	378	1	0	1	0	4	4	343	269	105	111	485	-35	
Nancy A. Fuerst	385	218	129	347	0	3	3	0	0	0	335	212	96	89	397	-12	
Steven E. Gall	427	206	146	352	0	1	1	1	0	1	353	188	106	132	426	+1	
Hollie L. Gallagher	373	203	127	330	2	1	3	0	2	2	336	202	64	101	367	+6	
Kelly A. Gallagher	395	211	89	300	0	1	1	1	2	3	303	229	96	67	392	+3	
Shannon M. Gallagher	457	198	139	337	1	0	1	0	5	5	346	224	101	123	448	+9	
Daniel Gaul	465	202	141	343	2	2	4	0	0	0	358	194	110	146	450	+15	
Michael E Jackson	484	202	147	349	1	2	3	0	3	3	310	231	101	191	523	-39	
David T. Matia	410	197	132	329	1	2	3	0	0	0	357	199	102	81	382	+28	
Robert C. McClelland	463	206	159	365	1	0	1	1	2	3	322	239	102	165	506	-43	
Timothy McCormick	404	210	130	340	0	4	4	0	0	0	370	195	98	81	374	+30	
Nancy R. McDonnell	354	203	135	338	1	1	2	0	1	1	330	191	93	78	362	-8	
Sherrie Miday	453	206	148	354	0	4	4	0	1	1	326	255	104	122	481	-28	
John P. O'Donnell	391	199	121	320	2	2	4	1	1	2	320	197	73	121	391	0	
John J. Russo	165	109	70	179	0	0	0	1	0	1	179	102	41	22	165	0	
Joseph D. Russo	457	227	154	381	0	0	0	0	3	3	327	202	104	205	511	-54	
Michael J. Russo	370	207	141	348	0	4	4	1	1	2	334	179	98	107	384	-14	
Nancy Margaret Russo	276	197	134	331	0	2	2	0	1	1	365	112	58	72	242	+34	
Shirley Strickland Saffold	386	215	140	355	1	2	3	0	1	1	293	204	107	137	448	-62	
Michael P. Shaughnessy	433	195	152	347	1	3	4	0	2	2	347	219	96	118	433	0	
Brendan J. Sheehan	353	195	111	306	3	6	9	1	2	3	315	158	91	95	344	+9	
John D. Sutula	538	202	182	384	1	1	2	1	3	4	334	283	99	206	588	-50	
Kathleen Ann Sutula	373	200	117	317	0	3	3	0	0	0	309	191	74	116	381	-8	
Joan Synenberg	387	213	143	356	0	0	0	0	0	0	368	170	103	102	375	+12	
<b>TOTALS</b>	14062	6957	4553	11510	27	68	95	9	48	57	11351	6922	3196	4103	14221	-159	

*Corrections/Adjustments*