



***Statistics Report  
May 2016***

***John J. Russo  
Administrative and Presiding Judge***

**TABLE OF CONTENTS**

**Criminal Statistics**

Newly Filed, Re-Activated and Transferred in Cases \_\_\_\_\_ 4

Yearly Criminal Terminations \_\_\_\_\_ 5

Pending Criminal Cases End of Period \_\_\_\_\_ 6

Clearance Rate \_\_\_\_\_ 7

Arrest to Disposition Timeline \_\_\_\_\_ 8

Average Arrest to Disposition Timeline (Jail Cases) \_\_\_\_\_ 9

Average Arrest to Disposition Timeline (Non-Jail Cases) \_\_\_\_\_ 10

Average Arrest to Disposition Timeline (Jail and Non-Jail Cases) \_\_\_\_\_ 11

Yearly Average Arrest to Disposition Timeline \_\_\_\_\_ 12

Indictments and Informations Filed With the Clerk of Courts \_\_\_\_\_ 13

Bail Case Arraignment Activity \_\_\_\_\_ 14

Overall Arraignment Statistics \_\_\_\_\_ 15

**Foreclosure Statistics**

Total Pending Judicial Foreclosure Cases Referred to Magistrates \_\_\_\_\_ 17

Total Pending Tax Lien & Certificate Cases Referred to Magistrates \_\_\_\_\_ 18

Percentage of Pending Judicial Foreclosure Cases By Filing Year \_\_\_\_\_ 19

Judicial Foreclosure Clearance Rate Year 2016 \_\_\_\_\_ 20

Avg. Number of Days to Disp. (Excl. Bank. Stays & Tax Lien & Tax Cert.) \_\_\_\_\_ 21

Avg. Number of Days to Disp. (Excl. Bank. Stays & Incl. Tax Lien & Tax Cert.) \_\_\_\_\_ 22

Total New Judicial Foreclosure Filings \_\_\_\_\_ 23

New Marsh of Lien/Quiet Title/Partition Case Filings for Years 2005 – 2016 YTD \_\_\_\_\_ 24

New Marsh of Lien/Quiet Title/Partition Case Filings by month for 2016 YTD \_\_\_\_\_ 24

New Tax Lien & Certificate Filings for Years 2005 – 2016 YTD \_\_\_\_\_ 25

New Tax Lien & Certificate Filings by Month for Year 2016 YTD \_\_\_\_\_ 25

Total New Judicial Foreclosure Filings Years 2005 – 2016 YTD \_\_\_\_\_ 26

Total New Judicial Foreclosure Filings by Month for Year 2016 YTD \_\_\_\_\_ 26

Magistrate’s Monthly Reports \_\_\_\_\_ 27

Report CMSR1062 - Judicial Foreclosure Statistics by Judge \_\_\_\_\_ 35

Monthly Summary \_\_\_\_\_ 41

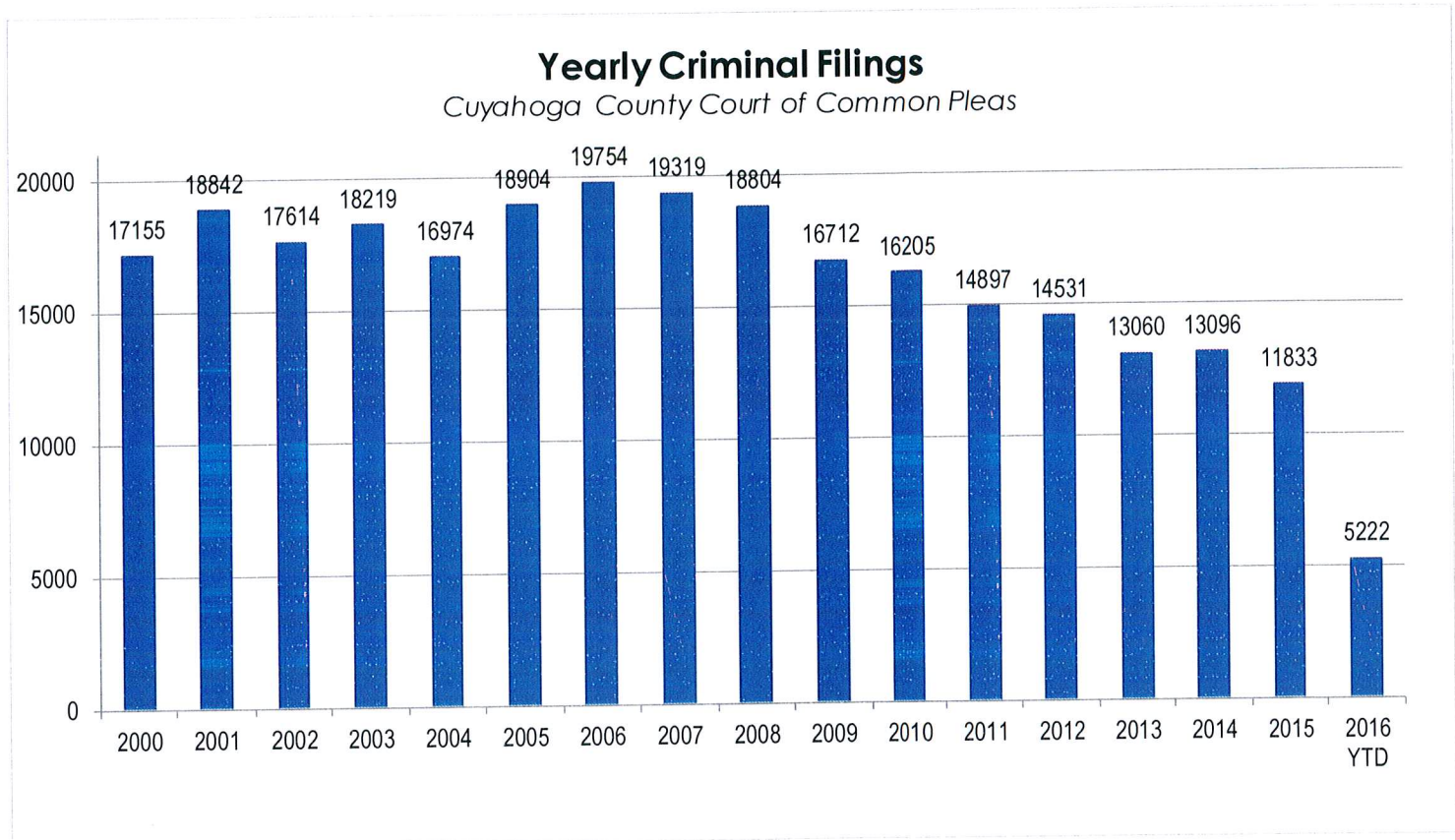
Year to Date Summary \_\_\_\_\_ 43

Corrections/Adjustments \_\_\_\_\_ 45

# *Criminal Case Statistics*

## Newly Filed, Re-Activated and Transferred in Cases

The following chart is a representation of all filed cases in Cuyahoga County Court of Common Pleas from 2000 – May 2016. Newly filed cases are defined as having been arraigned and assigned to a Judge. Re-activated cases are defined as cases where a defendant was unavailable for trial and has now become ready to proceed. Transferred cases are defined as cases moved from one judge's docket to another. This could be due to re-assignment to a Mental Health Judge or after additional information indicates that by Court rule, the case should have been assigned to another Judge.



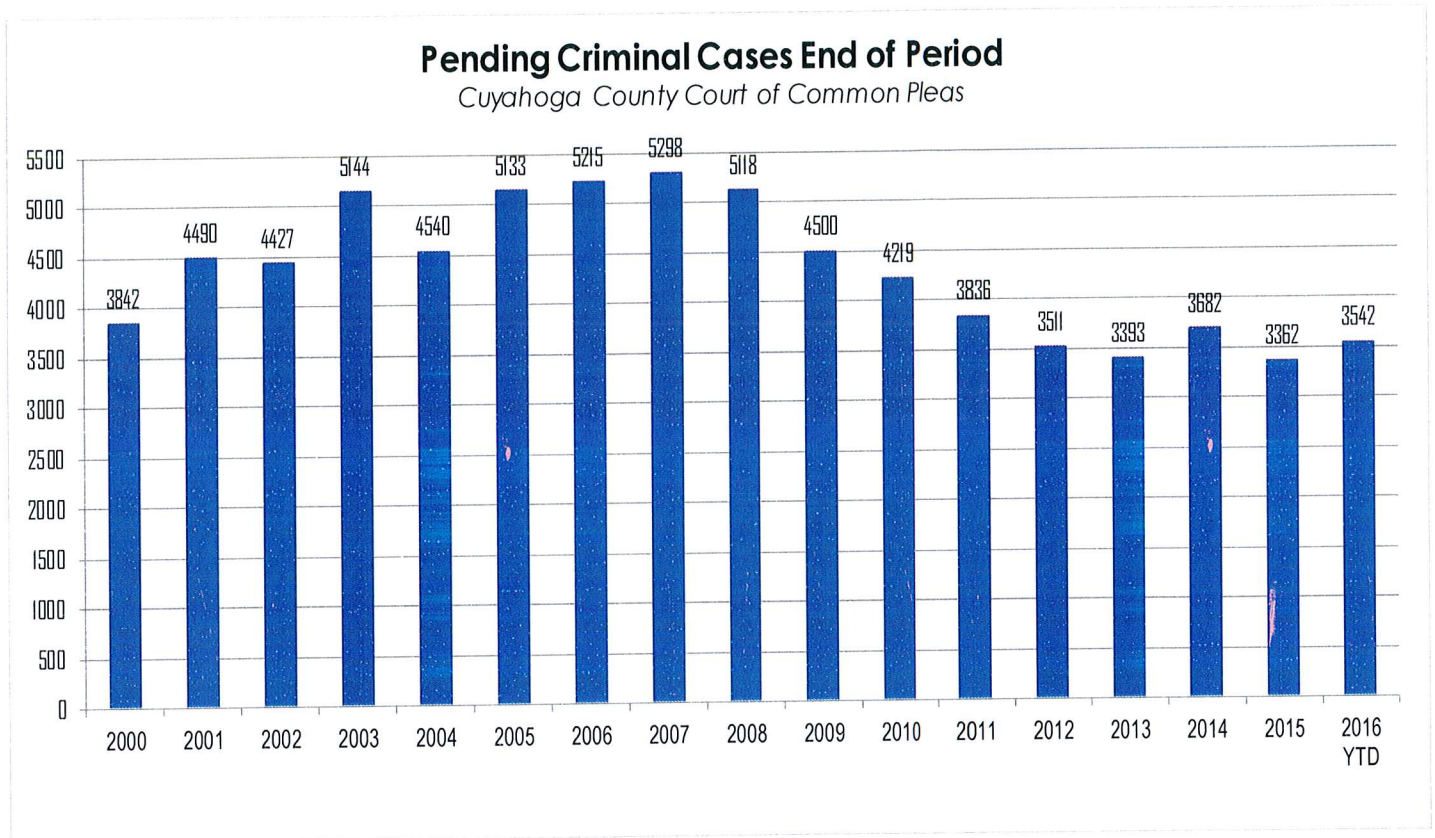
## Yearly Criminal Terminations

The following chart represents cases that have been terminated by the court from 2000 – May 2016. These cases have been terminated either by trial; plea, dismissal or a defendant is unavailable for trial or sentencing.



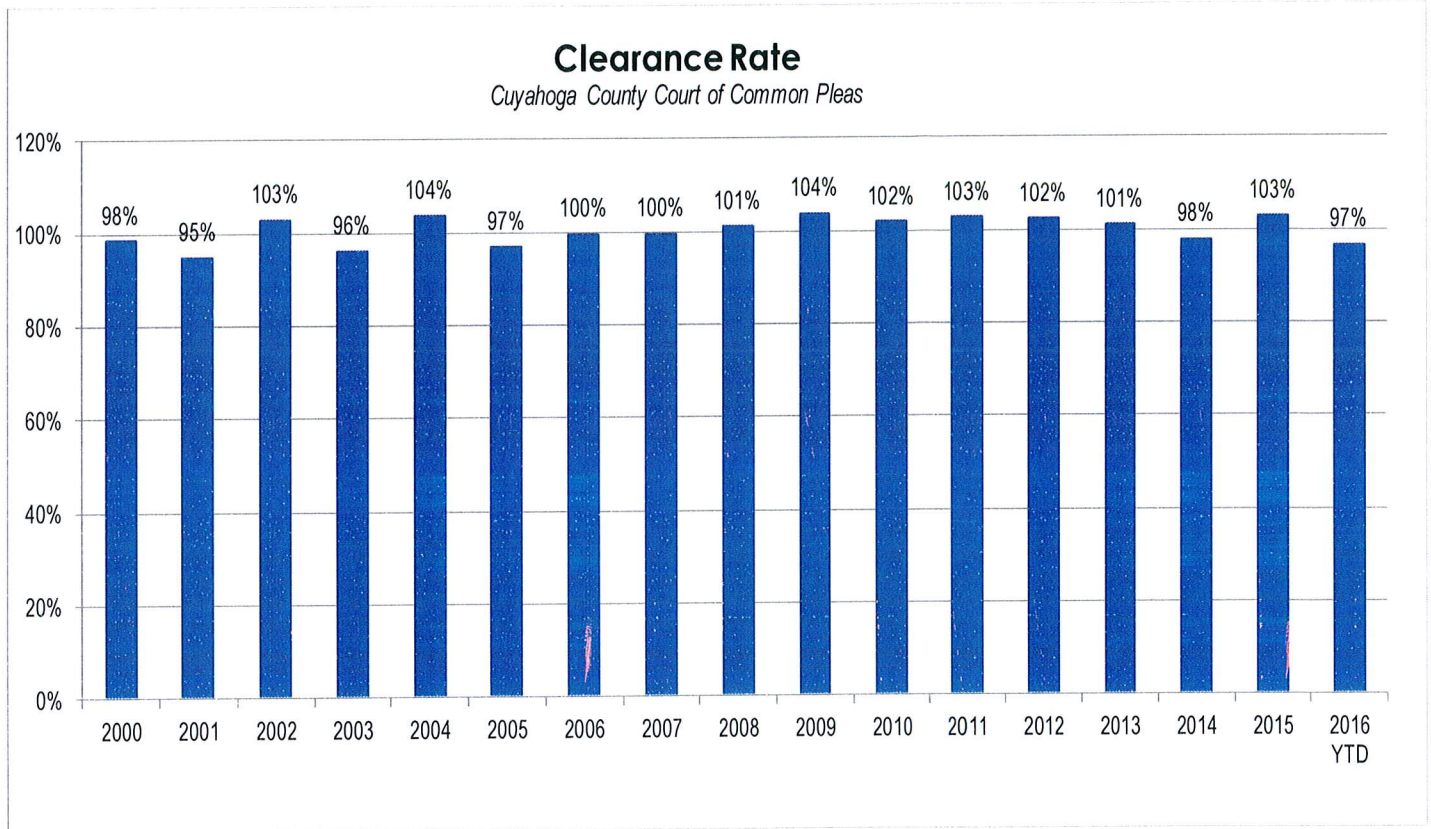
## Pending Criminal Cases End of Period

The following chart represents the total number of cases pending at the end of the reporting period from 2000 – May 2016. Pending criminal cases at the end of the period is determined by adding the total number of pending cases at the beginning of the reporting period, and all newly filed, re-activated and transferred in cases. The total number of cases terminated in the period is subtracted from the sum total pending at the beginning of the period to give the value pending at the end of the period.



## Clearance Rate

The Clearance Rate is the total number of outgoing cases as a percentage of the number of incoming cases. Clearance rate measures whether the court is keeping up with its incoming caseload. If cases are not disposed in a timely manner, a backlog of cases awaiting disposition will grow. A Clearance Rate of 100% indicates that at least as many cases have been filed, reopened, or reactivated in a period have been disposed.



## ***Arrest to Disposition Timeline***

Arrest to disposition timeline is a method to measure how felony cases flow through the Cuyahoga County Criminal Justice System. By capturing how long a case takes to move from stage to stage, we can examine where problems may exist and where potential improvements in case processing can be made.

The source data was extracted from the Cuyahoga County Court of Common Pleas Case Management System. The overall population of sample data was based on cases terminated in a given month excluding cases that have gone through diversion programs. A case is defined as a defendant and all charges involved in a single incident. The period for the extracted data is from May 2016.

The stages examined were:

Arrest to Indictment  
Indictment to Arraignment  
Arraignment to 1<sup>st</sup> Pre-Trial  
1<sup>st</sup> Pre-Trial to Plea/Trial  
Plea/Trial to Termination

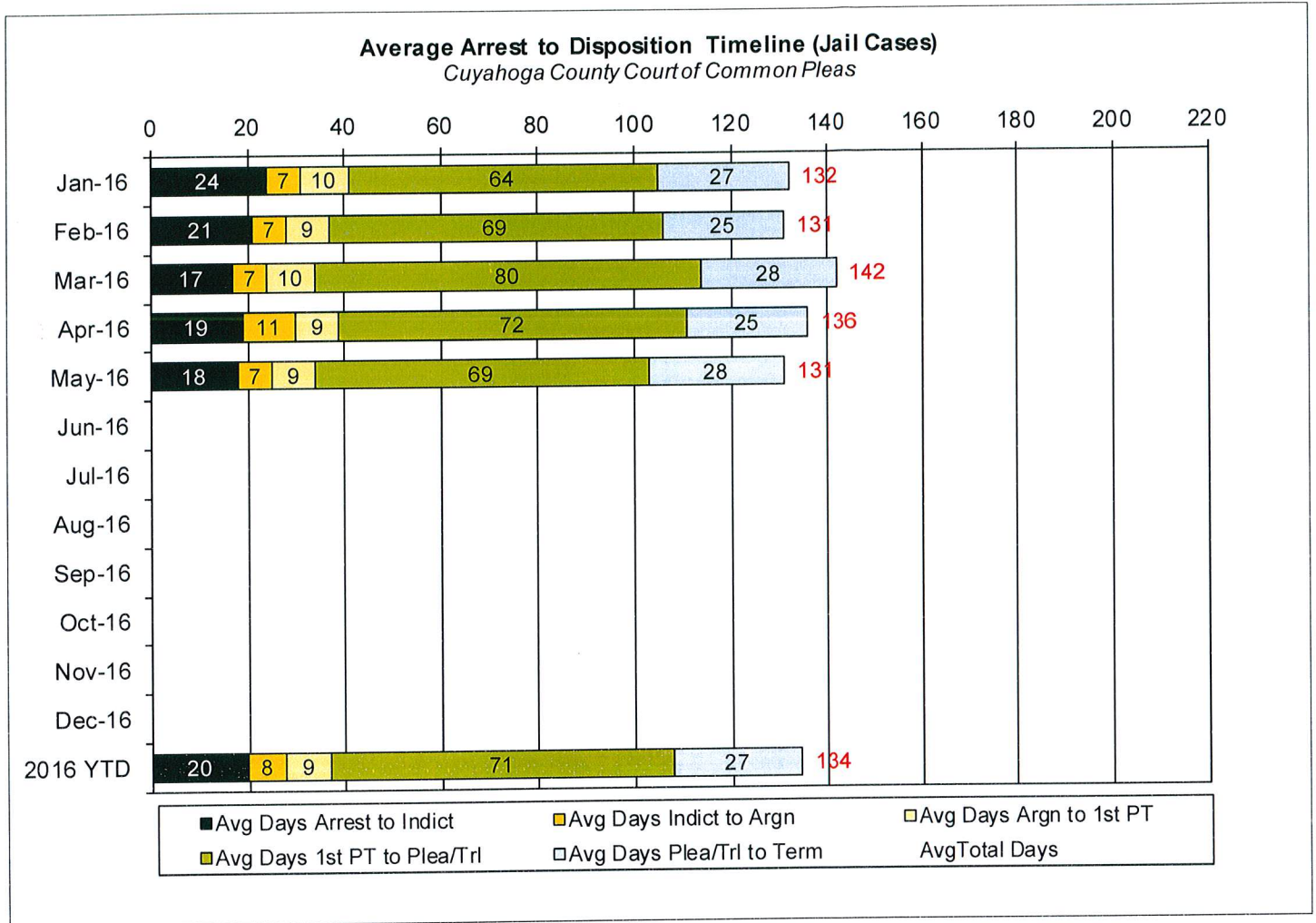
Due to the fact that each case may or may not have all of the stage date elements, a method to arrive at stage averages was applied. For a case to be included in the average for a stage there would need to be both dates for the given stage. A case would be included in the Arrest to Indictment stage if both arrest date and indictment date were available. This method was applied to each of the five stages. Next we calculated the total number of cases that met the date criteria for each of the ranges and also the total number of days between each date. To arrive at an average, the total number of days for each case in each range was calculated and divided by the total number of cases that met the date criteria. If a case had a time period or periods where the defendant was capiased or referred to the Psych Clinic, that amount of time was subtracted from the appropriate range. For re-indicted cases, the original arrest date is used.

The following three charts are for Jail, Non-Jail and combined Jail and Non-Jail cases. Jail and Non-Jail cases are defined by the posting of bond prior to plea or trial.



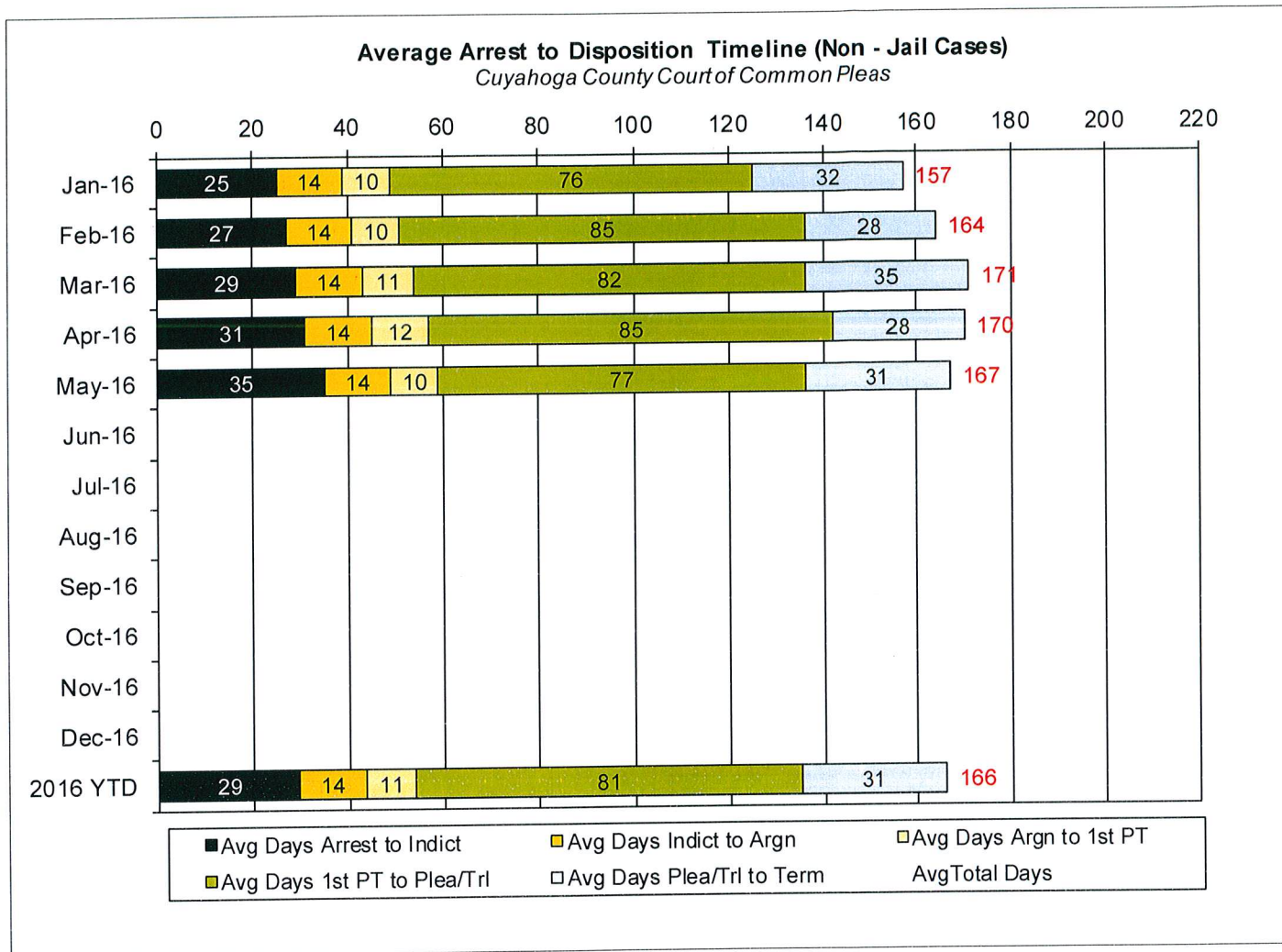
# CUYAHOGA COUNTY COMMON PLEAS COURT

## Average Arrest to Disposition Timeline (Jail Cases)



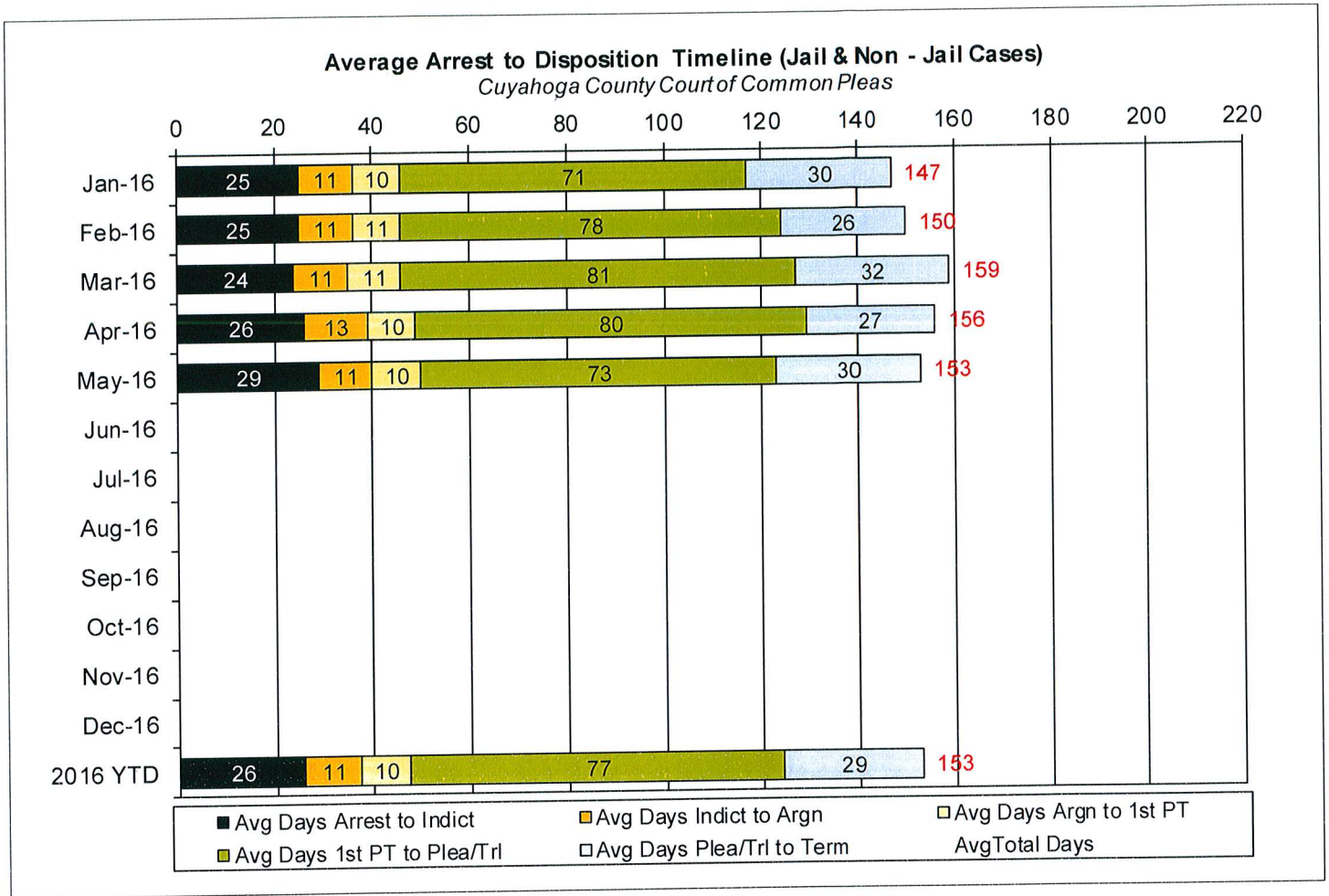
# CUYAHOGA COUNTY COMMON PLEAS COURT

## Average Arrest to Disposition Timeline (Non-Jail Cases)



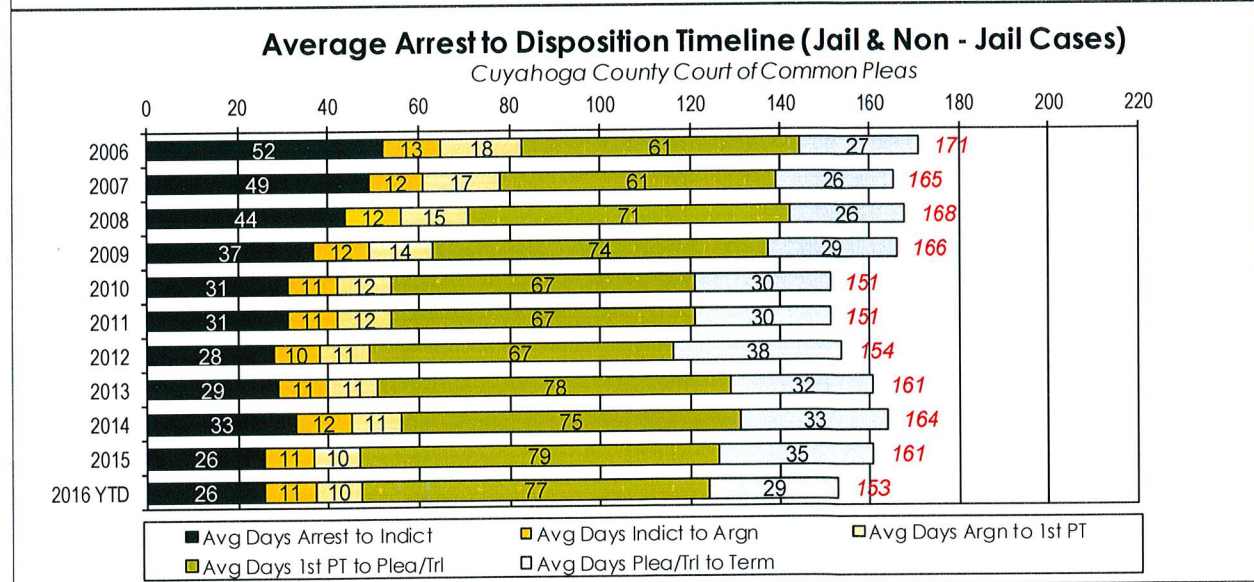
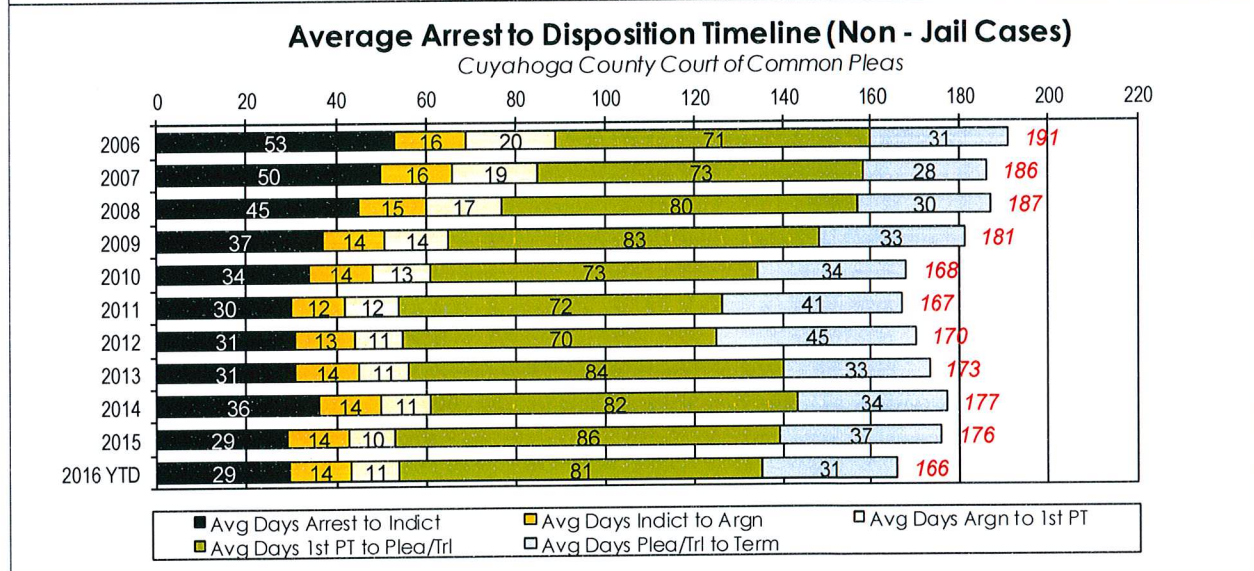
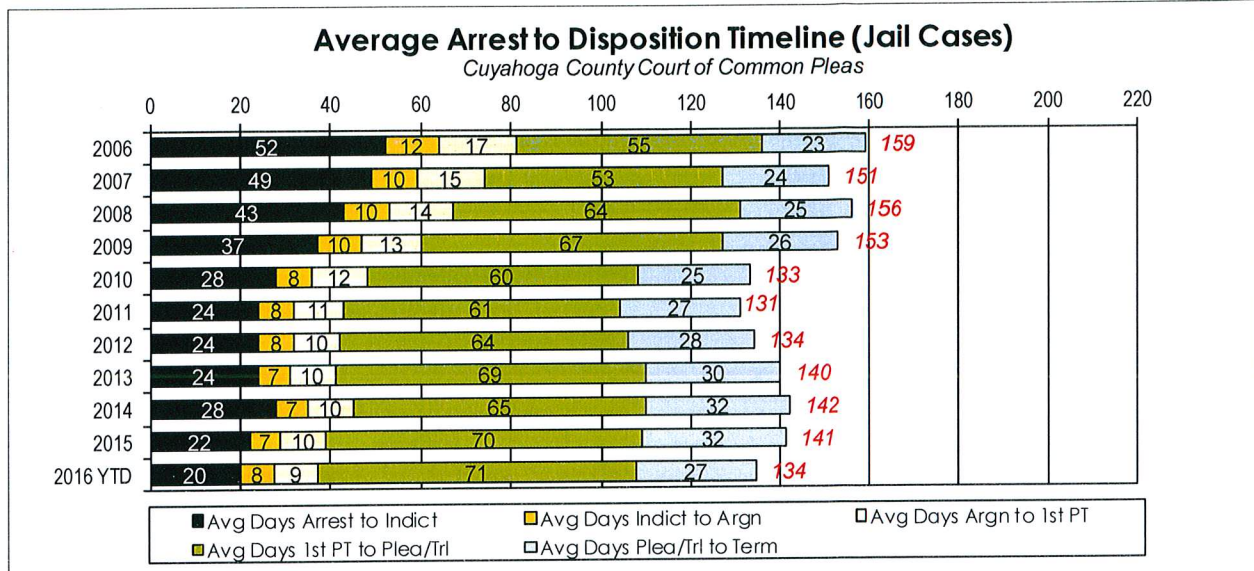
# CUYAHOGA COUNTY COMMON PLEAS COURT

## Average Arrest to Disposition Timeline (Jail and Non-Jail Cases)



# CUYAHOGA COUNTY COMMON PLEAS COURT

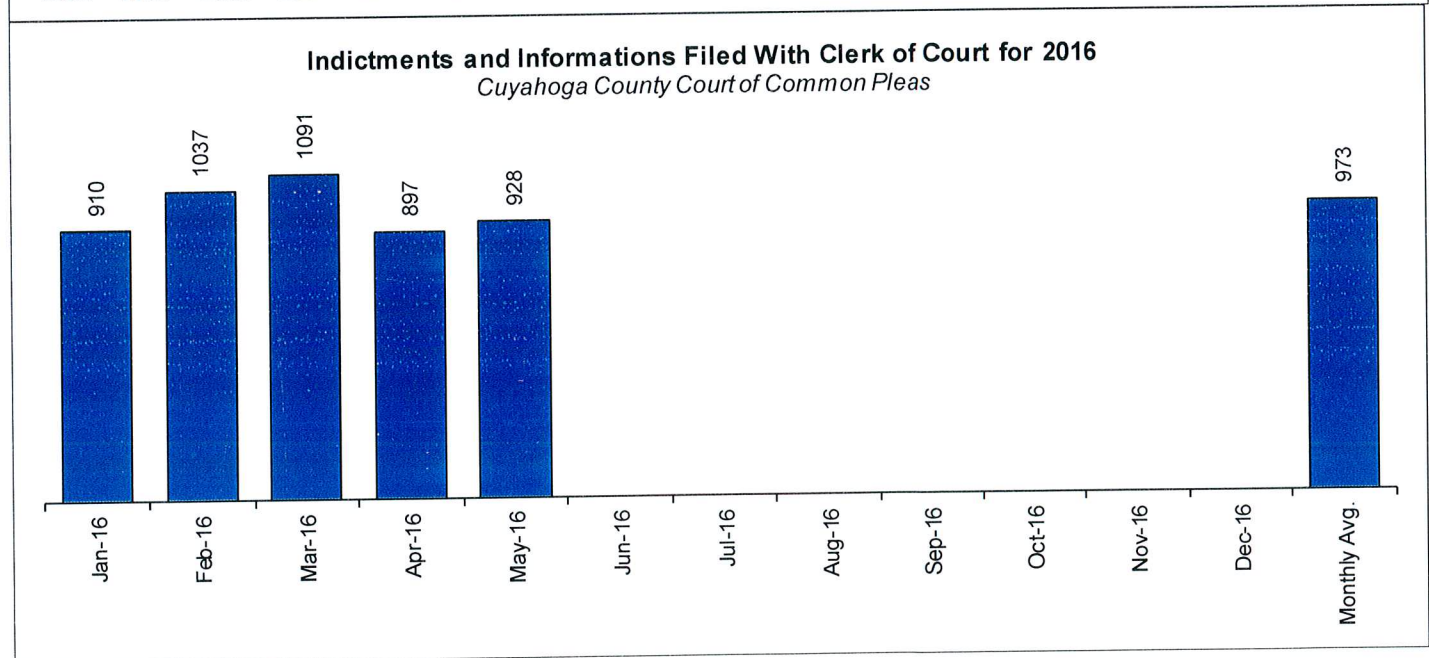
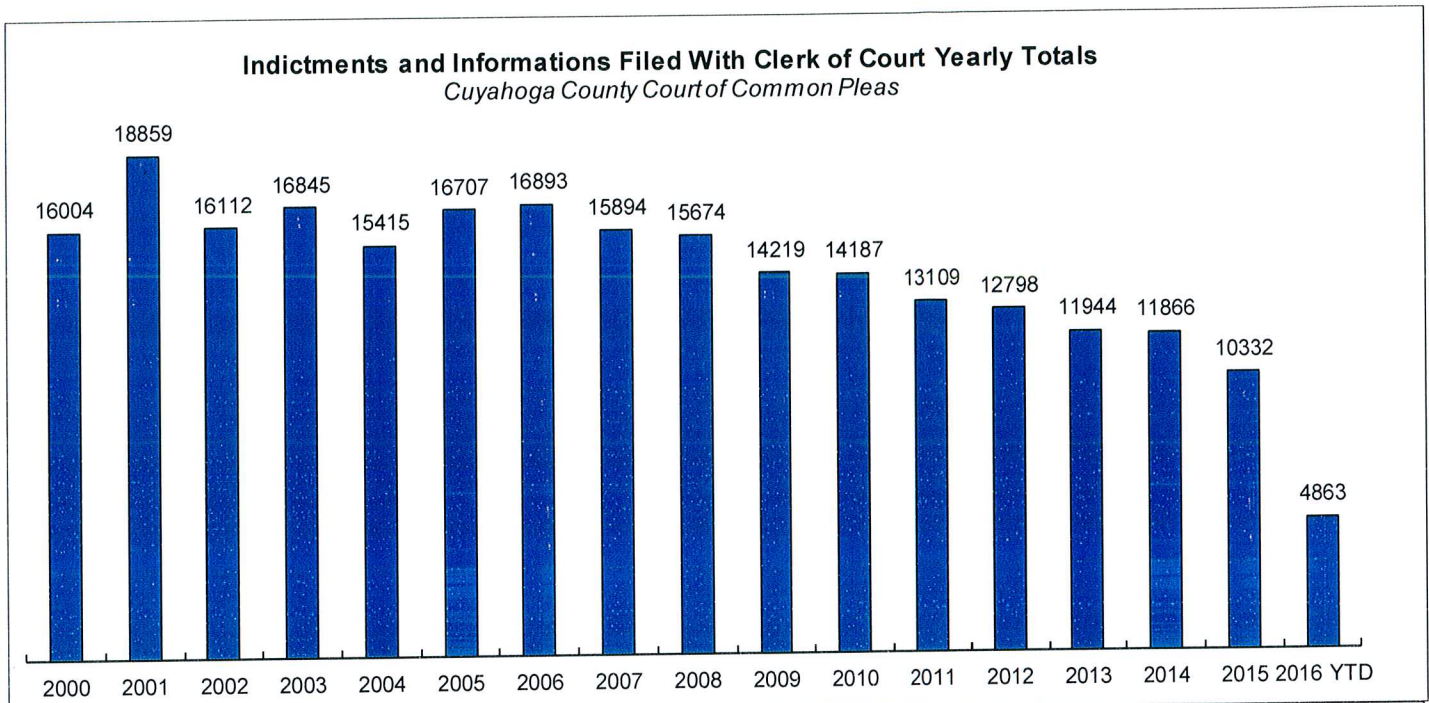
## Yearly Average Arrest to Disposition Timeline



# CUYAHOGA COUNTY COMMON PLEAS COURT

## Indictments and Informations Filed With the Clerk of Courts

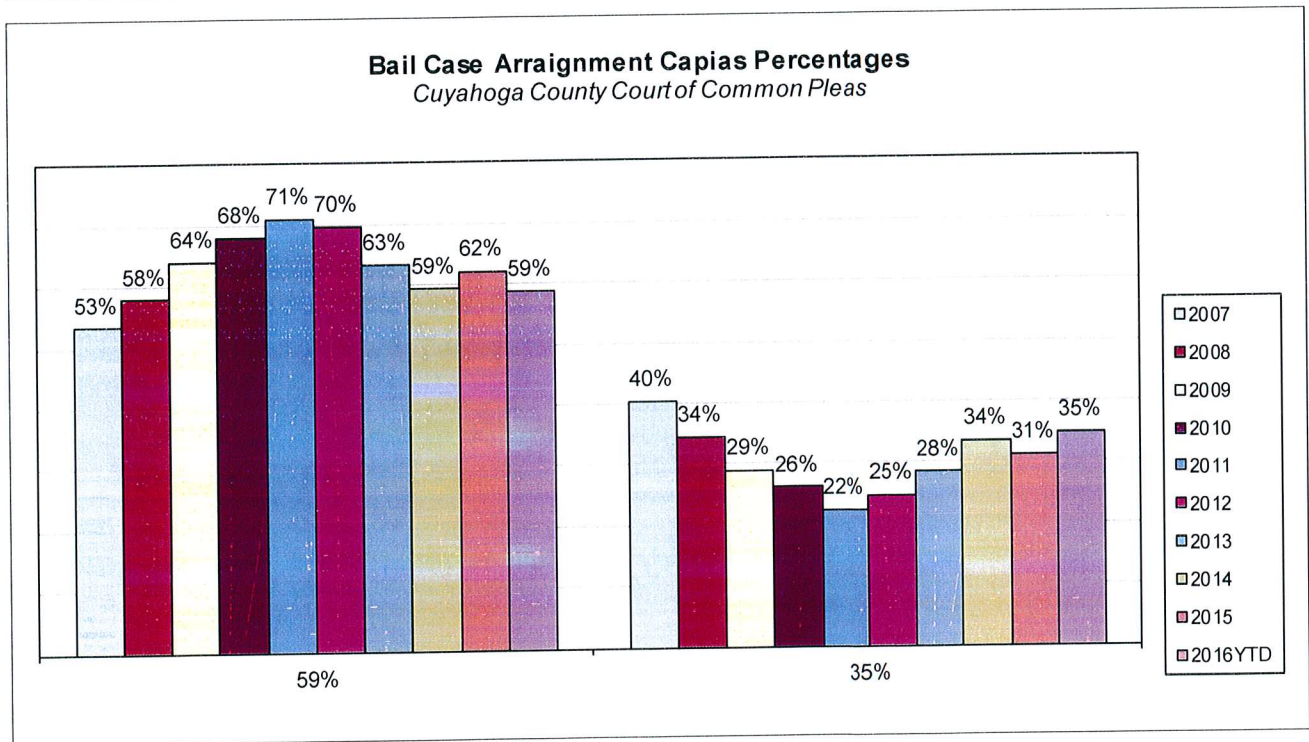
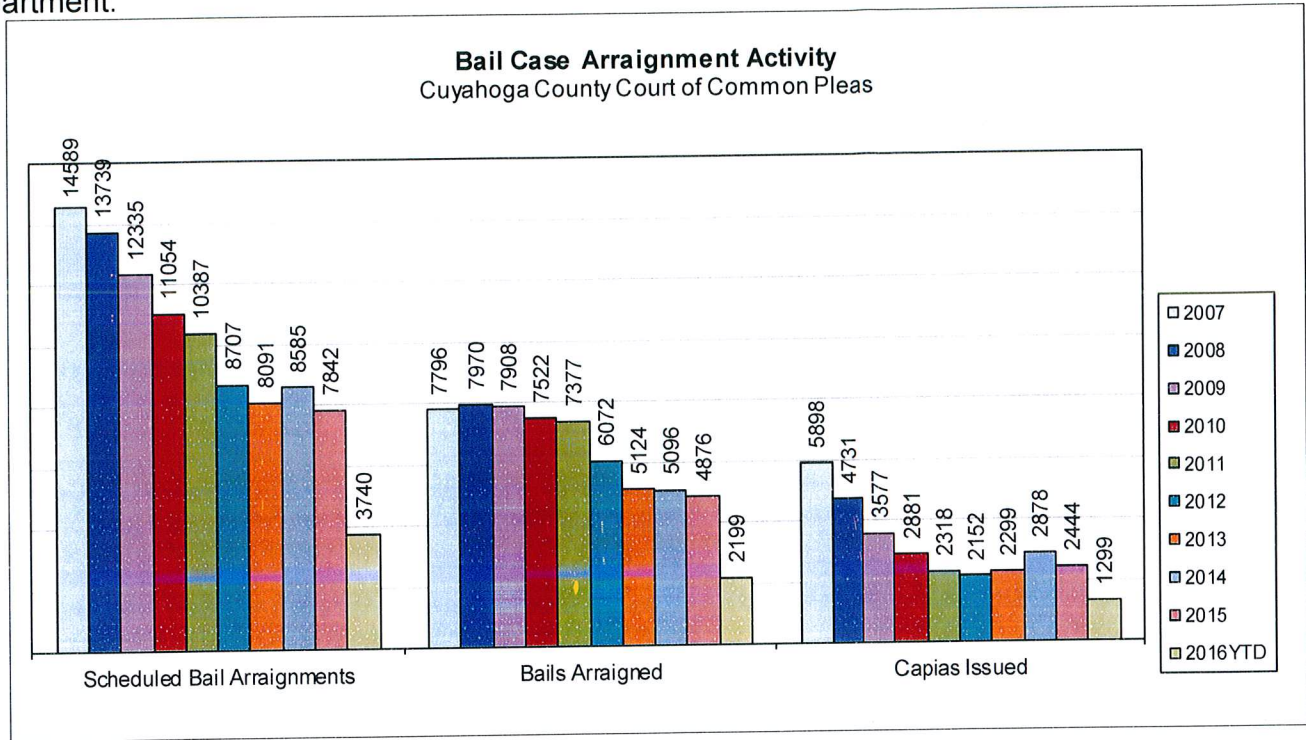
The following charts are reflective of Indictments and Informations filed with the Criminal Clerk of Courts from 2000. The source for this information was the Criminal Clerk's Office.



# CUYAHOGA COUNTY COMMON PLEAS COURT

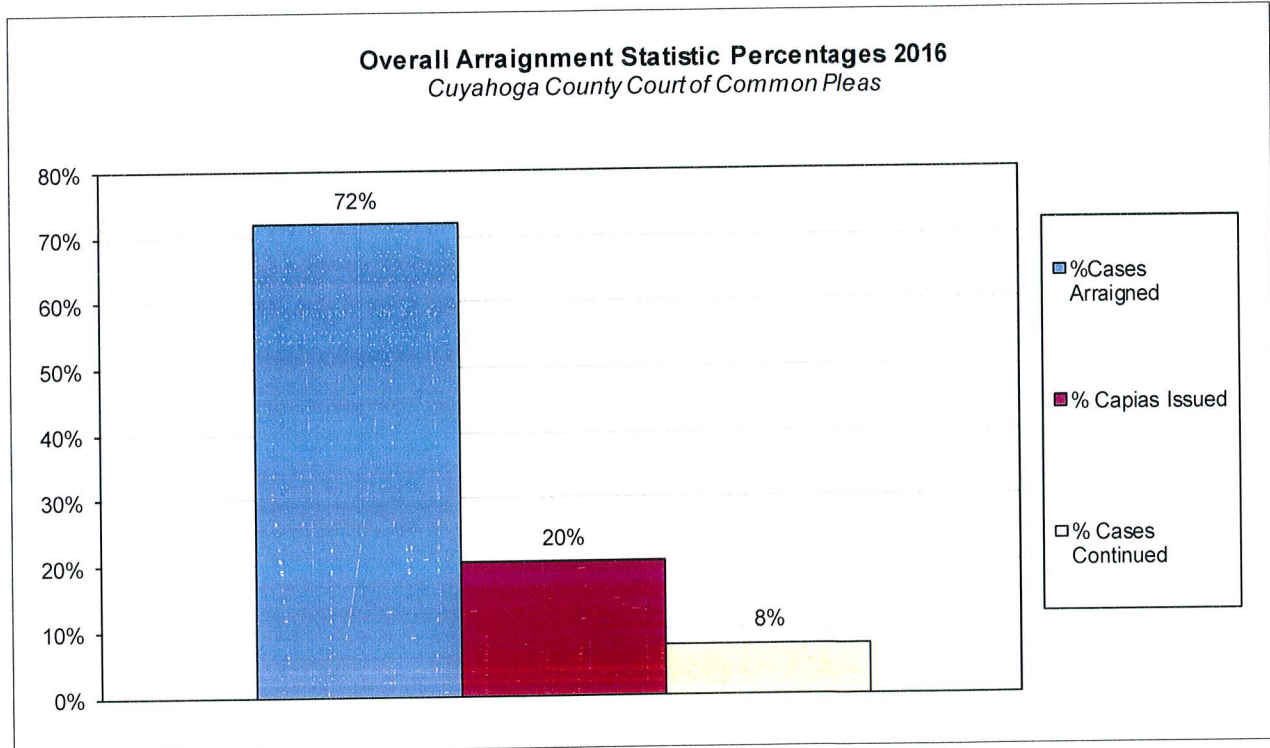
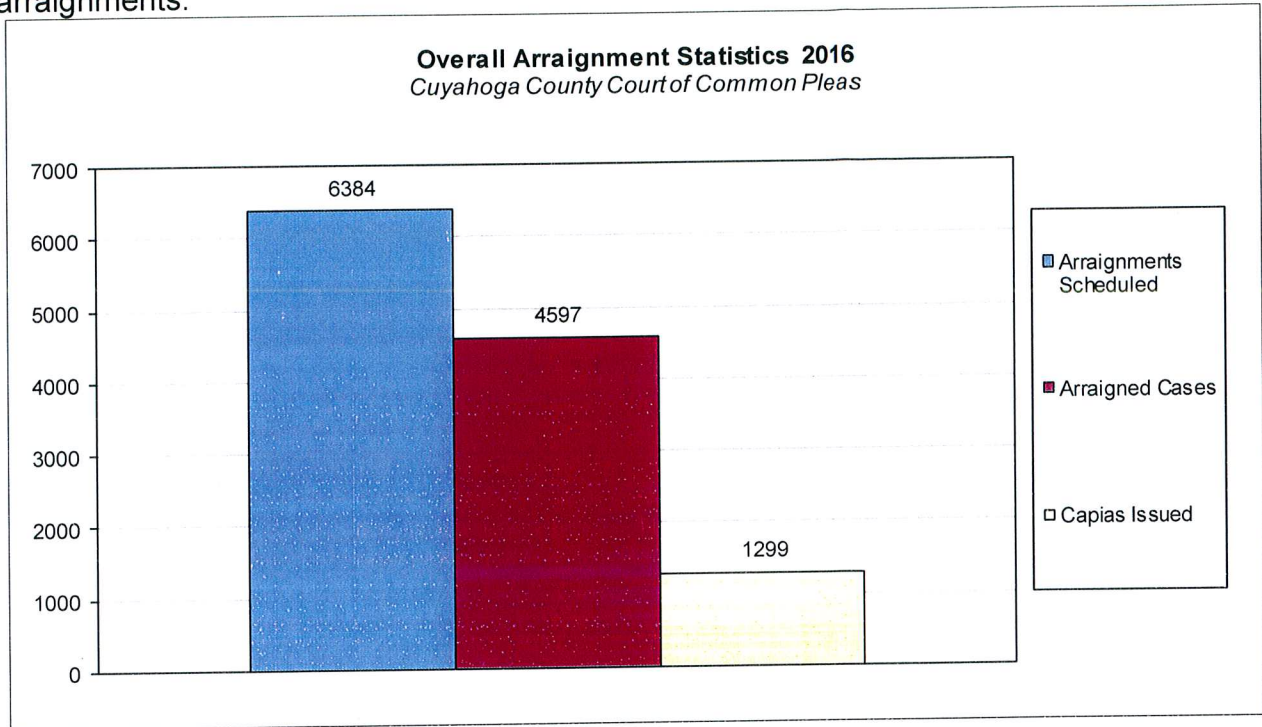
## Bail Case Arraignment Activity

The following charts are reflective of arraignment activity where the defendant was not incarcerated at the time of arraignment. The source for this information was the Criminal Records Department.



## Overall Arraignment Statistics

The arraignment statistics were provided by the Criminal Records Department. They are provided to give a representation of arraignment activity in the Court in 2016. These statistics include jail and non – jail arraignments.



# Judicial Foreclosure Statistics<sup>1</sup>

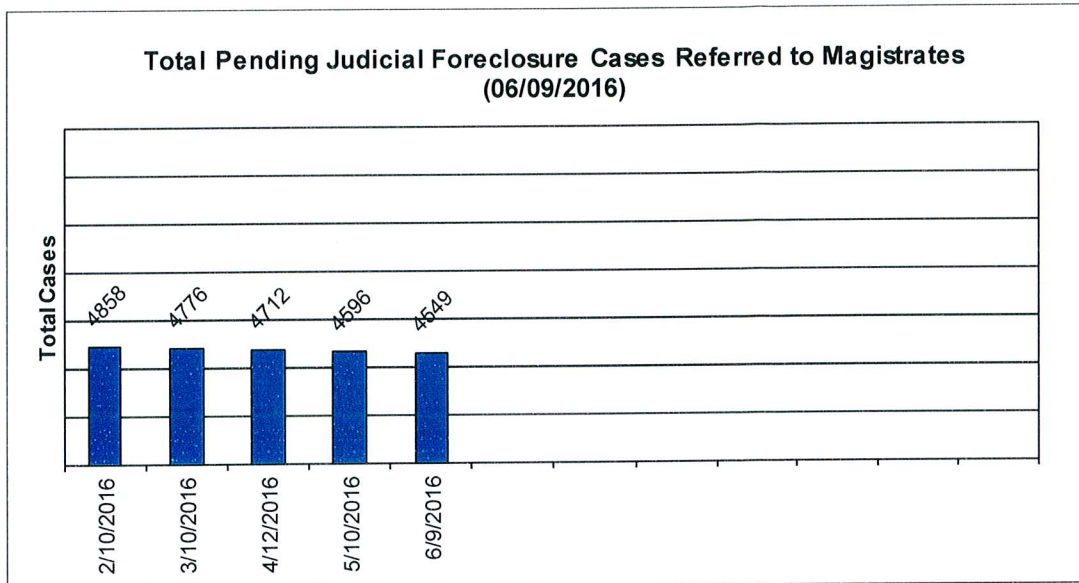
<sup>1</sup> For clarification purposes, Foreclosure cases in this report are identified as Judicial Foreclosure filings (filing codes 1460 (Foreclosure Marsh. Of Lien), 1465(Tax Lien), 1466 (Tax Certificate), 1470 (Quiet Title), and 1480 (Partition)). These cases are different from Board of Revision Foreclosures, which are not reported here.



# CUYAHOGA COUNTY COMMON PLEAS COURT

## **Total Pending Judicial Foreclosure Cases Referred to Magistrates**

The following chart is a display of the total number of pending Judicial Foreclosure cases referred to the Magistrates on specific dates. The table below shows the number of these cases pending from each year since 2000.

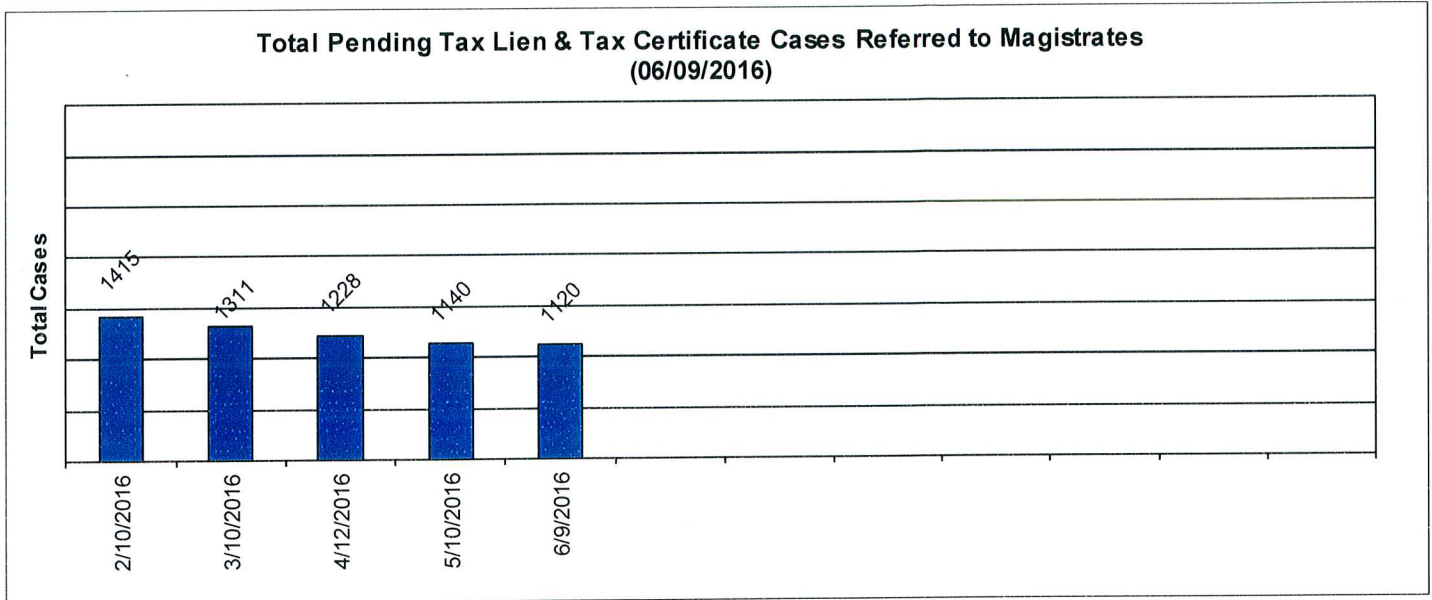


	<b>As of:</b>	2/10/2016	3/10/2016	4/12/2016	5/10/2016	6/9/2016										
<b>Year</b>																
2000		0	0	0	0	0										
2001		0	0	0	0	0										
2002		0	0	0	0	0										
2003		2	2	2	2	2										
2004		0	0	0	0	0										
2005		0	0	0	0	0										
2006		0	0	0	0	0										
2007		1	1	1	1	1										
2008		2	2	3	4	3										
2009		5	5	6	6	6										
2010		4	5	4	4	4										
2011		9	8	7	7	7										
2012		43	39	33	30	28										
2013		101	86	77	66	61										
2014		483	401	333	288	258										
2015		3343	2914	2444	2079	1735										
2016		865	1313	1802	2109	2444										
<b>Total</b>		<b>4858</b>	<b>4776</b>	<b>4712</b>	<b>4596</b>	<b>4549</b>										

# CUYAHOGA COUNTY COMMON PLEAS COURT

## **Total Pending Tax Lien & Certificate Cases Referred to Magistrates**

The following chart is a display of the number of pending tax Judicial Foreclosure cases referred to the Magistrates on specific dates. The table below shows the number of pending tax Judicial Foreclosure cases in each year since 2000.




	As of:	2/10/2016	3/10/2016	4/12/2016	5/10/2016	6/9/2016								
<b>Year</b>														
2000		0	0	0	0	0								
2001		0	0	0	0	0								
2002		0	0	0	0	0								
2003		0	0	0	0	0								
2004		0	0	0	0	0								
2005		0	0	0	0	0								
2006		0	0	0	0	0								
2007		0	0	0	0	0								
2008		0	0	0	1	1								
2009		0	0	0	0	0								
2010		0	0	0	0	1								
2011		0	0	1	1	1								
2012		4	3	3	3	2								
2013		19	17	15	10	11								
2014		104	91	78	63	57								
2015		928	821	697	611	529								
2016		360	379	434	451	518								
<b>Total</b>		<b>1415</b>	<b>1311</b>	<b>1228</b>	<b>1140</b>	<b>1120</b>								

# CUYAHOGA COUNTY COMMON PLEAS COURT

## **Percentage of Pending Judicial Foreclosure Cases By Filing Year**

The following chart is a representation of the total number of pending Judicial Foreclosure cases by filing year expressed as a percentage on a specific date. The table below is the supporting data for this chart.

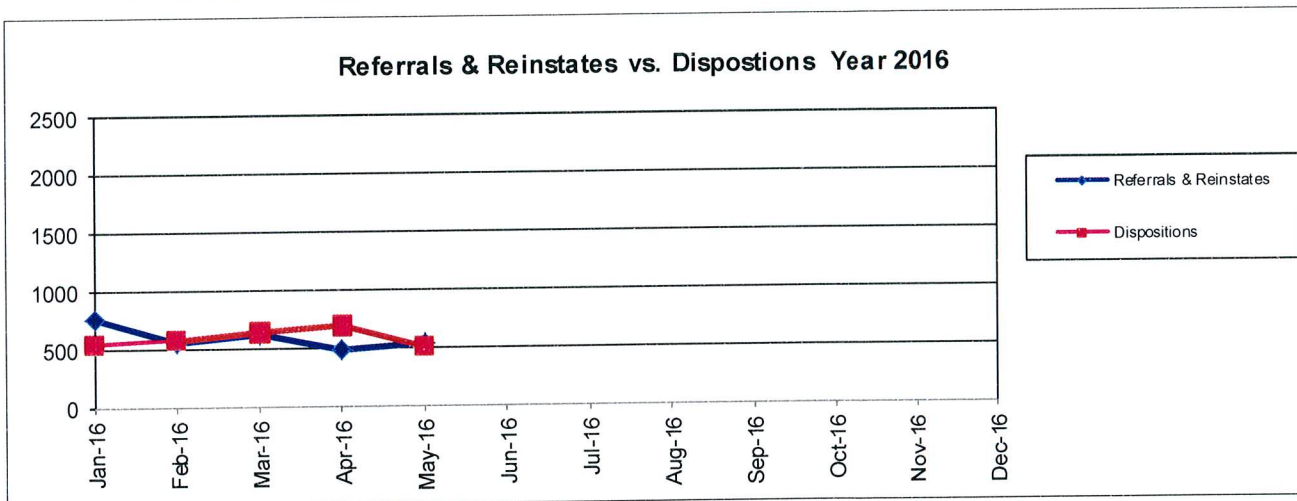
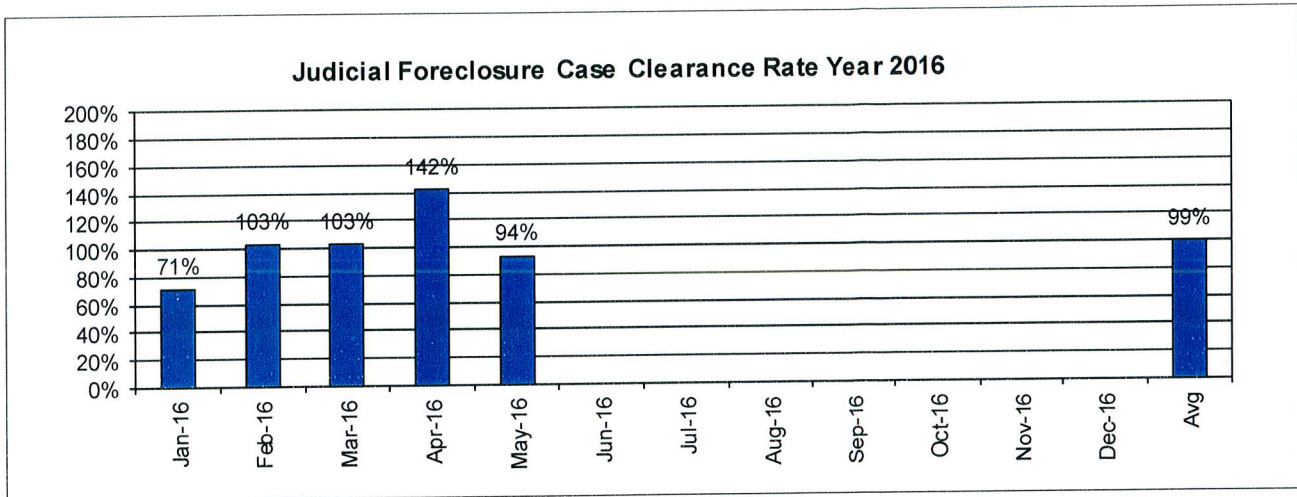


Year	As of:	6/9/2016	% of Total
2000		0	0.00%
2001		0	0.00%
2002		0	0.00%
2003		2	0.04%
2004		0	0.00%
2005		0	0.00%
2006		0	0.00%
2007		1	0.02%
2008		3	0.07%
2009		6	0.13%
2010		4	0.09%
2011		7	0.15%
2012		28	0.62%
2013		61	1.34%
2014		258	5.67%
2015		1735	38.14%
2016		2444	53.73%

# CUYAHOGA COUNTY COMMON PLEAS COURT

## Judicial Foreclosure Clearance Rate Year 2016

The Clearance Rate is the number of outgoing cases as a percentage of the number of incoming cases. Clearance rate measures whether the court is keeping up with its incoming caseload. If cases are not disposed in a timely manner, a backlog of cases awaiting disposition will grow. A Clearance Rate of 100% indicates that at least as many cases as have been filed, reopened, or reactivated in a period have been disposed.

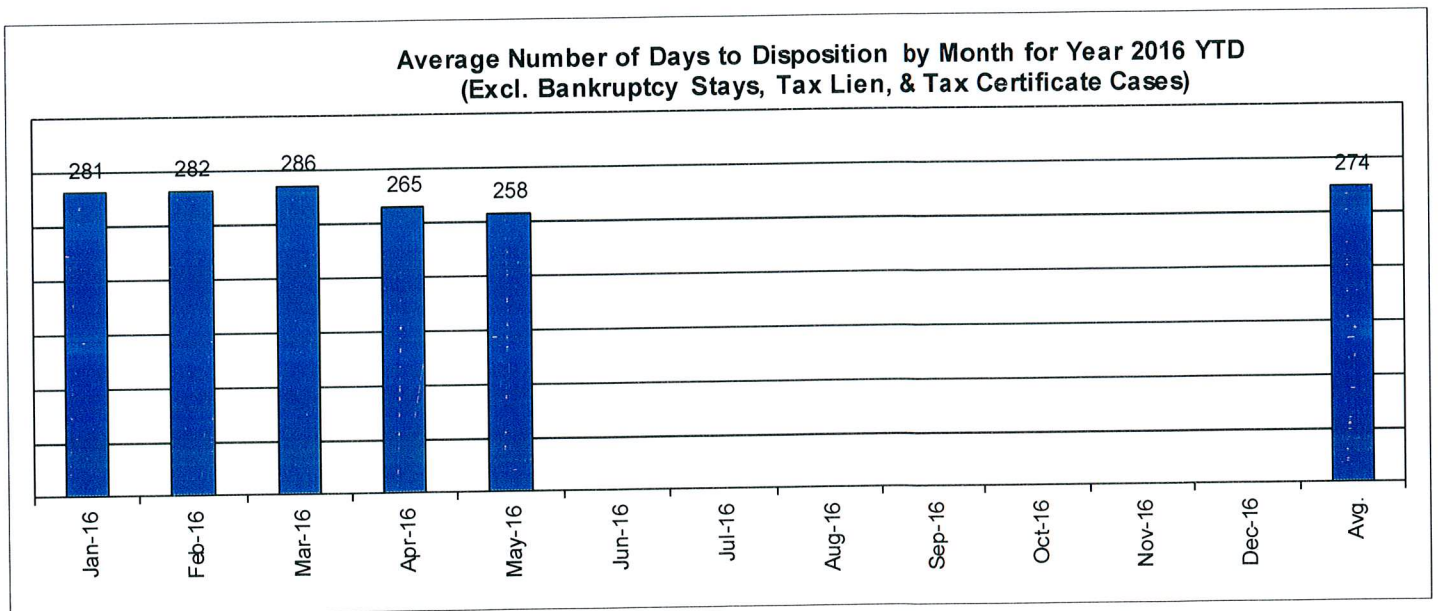
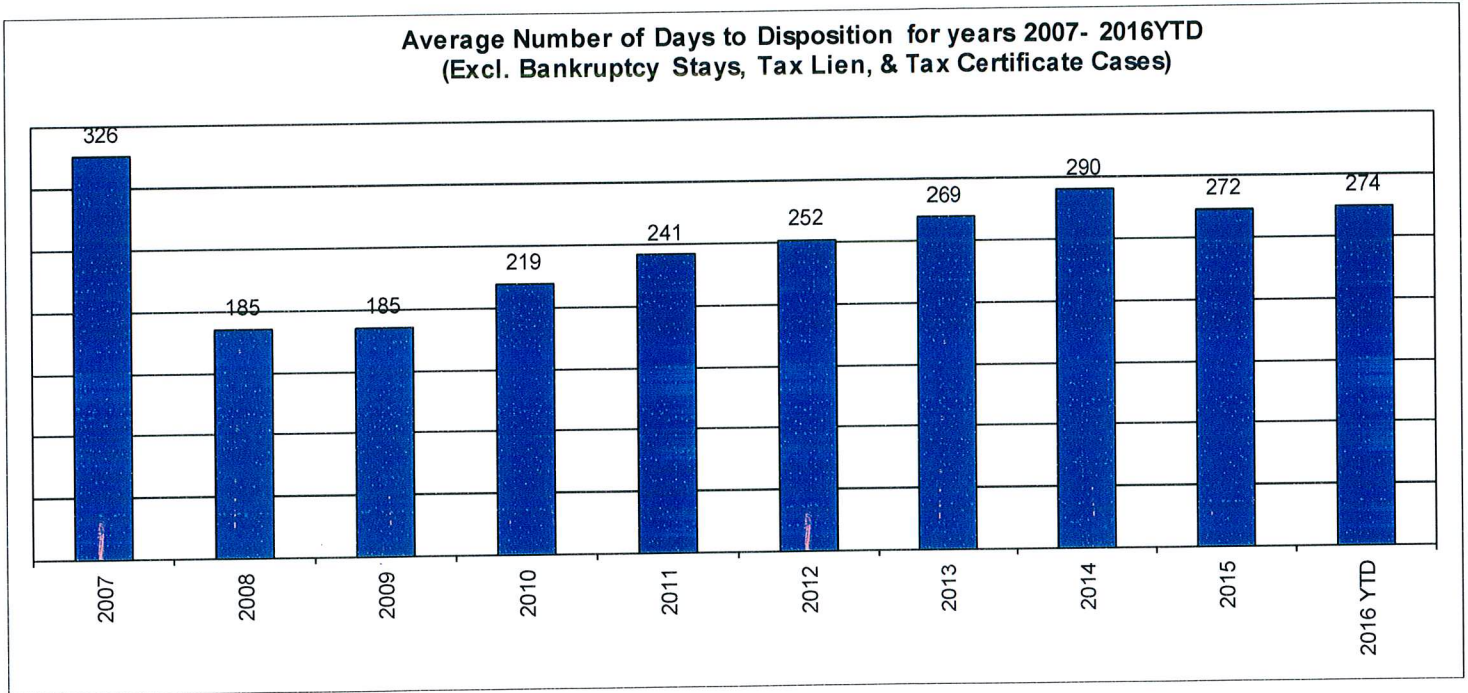


	<b>Referrals &amp; Reinstates</b>	<b>Dispositions</b>	<b>Clearance Rate</b>
Jan-16	757	540	71%
Feb-16	559	576	103%
Mar-16	624	641	103%
Apr-16	488	691	142%
May-16	543	508	94%
Jun-16			
Jul-16			
Aug-16			
Sep-16			
Oct-16			
Nov-16			
Dec-16			
Avg	594	591	99%
Total	2971	2956	

# CUYAHOGA COUNTY COMMON PLEAS COURT

## **Avg. Number of Days to Disp. (Excl. Bank. Stays & Tax Lien & Tax Cert.)**

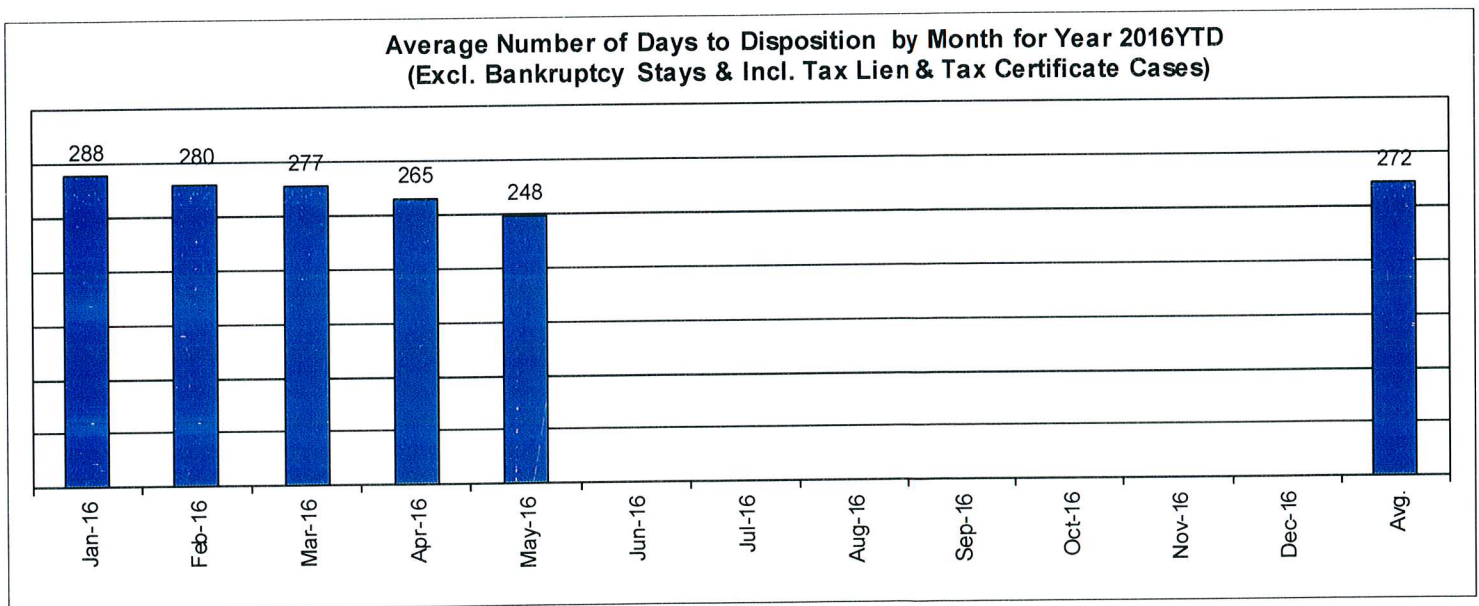
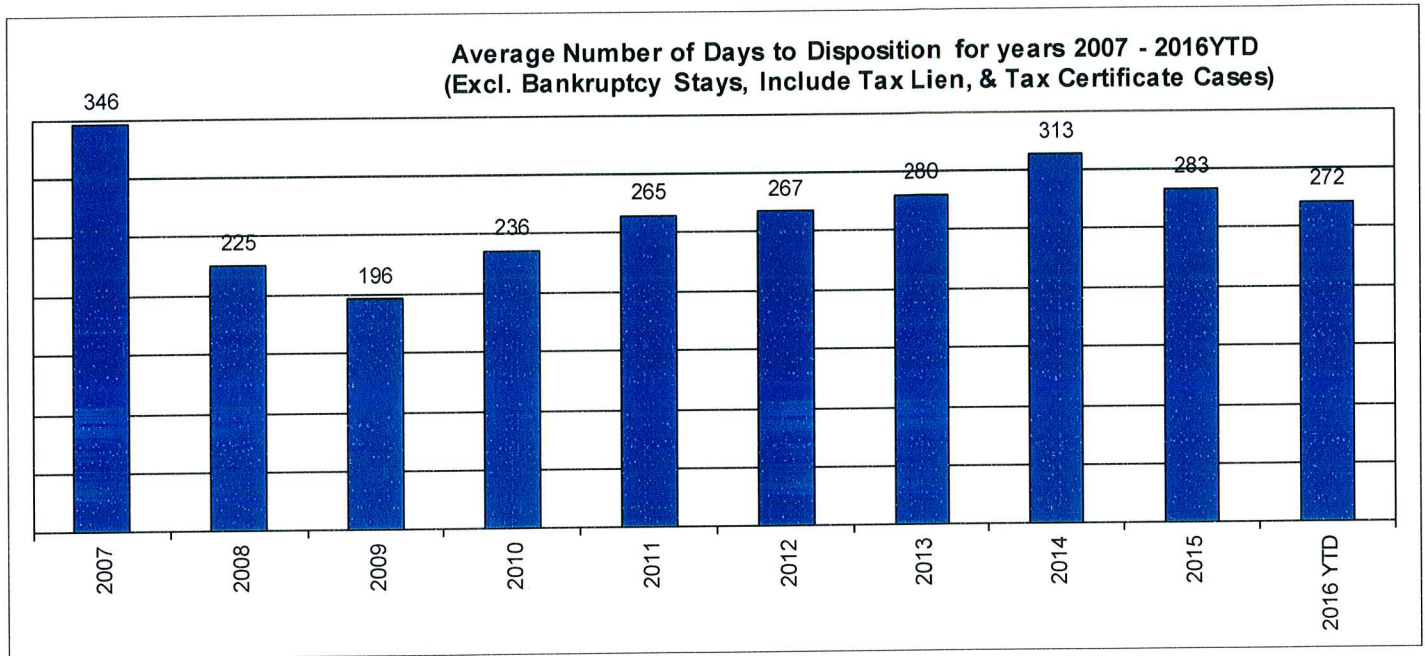
The average number of days to disposition is the number of days from filing to a final disposition entry being filed with the Clerk of Court. The data sample is based on all judicial foreclosure cases terminated by decree or dismissal (cases terminated by bankruptcy are not included) in a month. Each case is examined to determine the number of days between filing and termination with the periods that a case may have been in bankruptcy subtracted. Adding the total days of all of the cases minus bankruptcy periods and dividing by the total number of cases calculates the average. In the following chart, tax judicial foreclosure cases are excluded.



# CUYAHOGA COUNTY COMMON PLEAS COURT

## **Avg. Number of Days to Disp. (Excl. Bank. Stays & Incl. Tax Lien & Tax Cert.)**

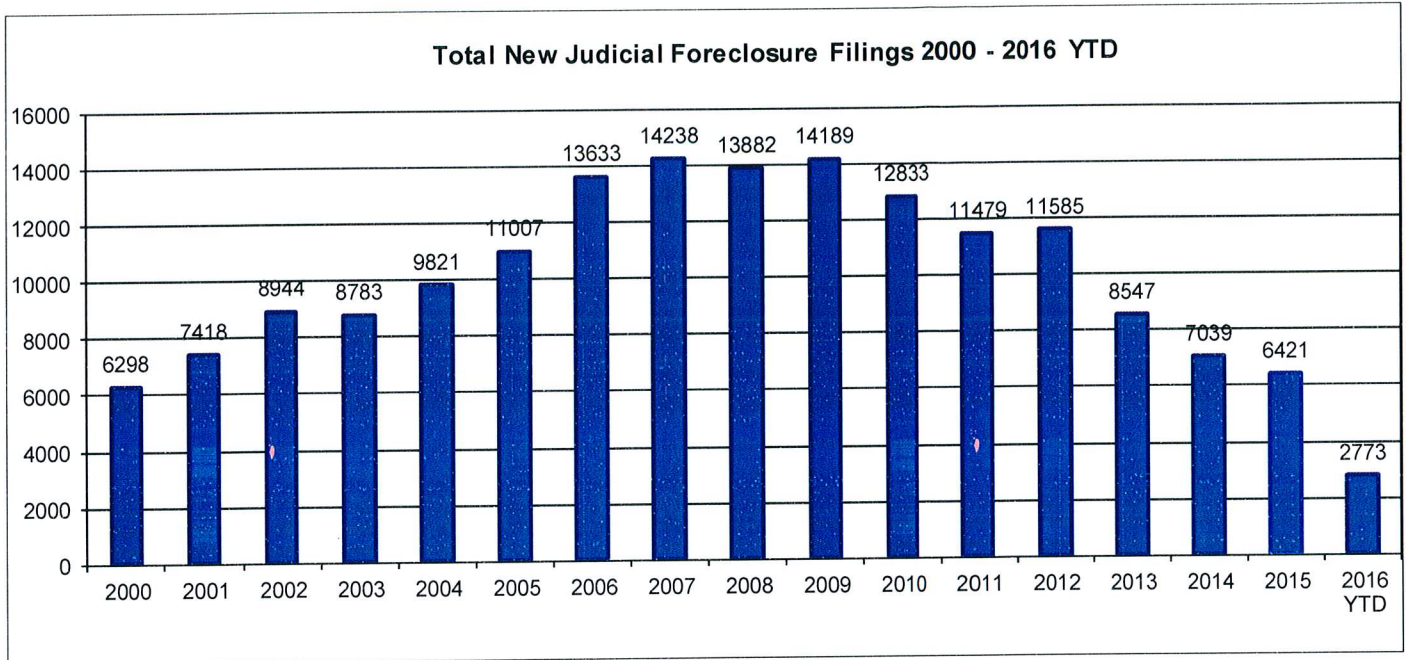
The average number of days to disposition is the number of days from filing to a final disposition entry being filed with the Clerk of Court. The data sample is based on all Judicial Foreclosure cases terminated by decree or dismissal (cases terminated by bankruptcy are not included) in a month. Each case is examined to determine the number of days between filing and termination with the periods that a case may have been in bankruptcy subtracted. Adding the total days of all of the cases minus bankruptcy periods and dividing by the total number of cases calculates the average. In the following chart, all types of Judicial Foreclosure cases are included.



## Total New Judicial Foreclosure Filings

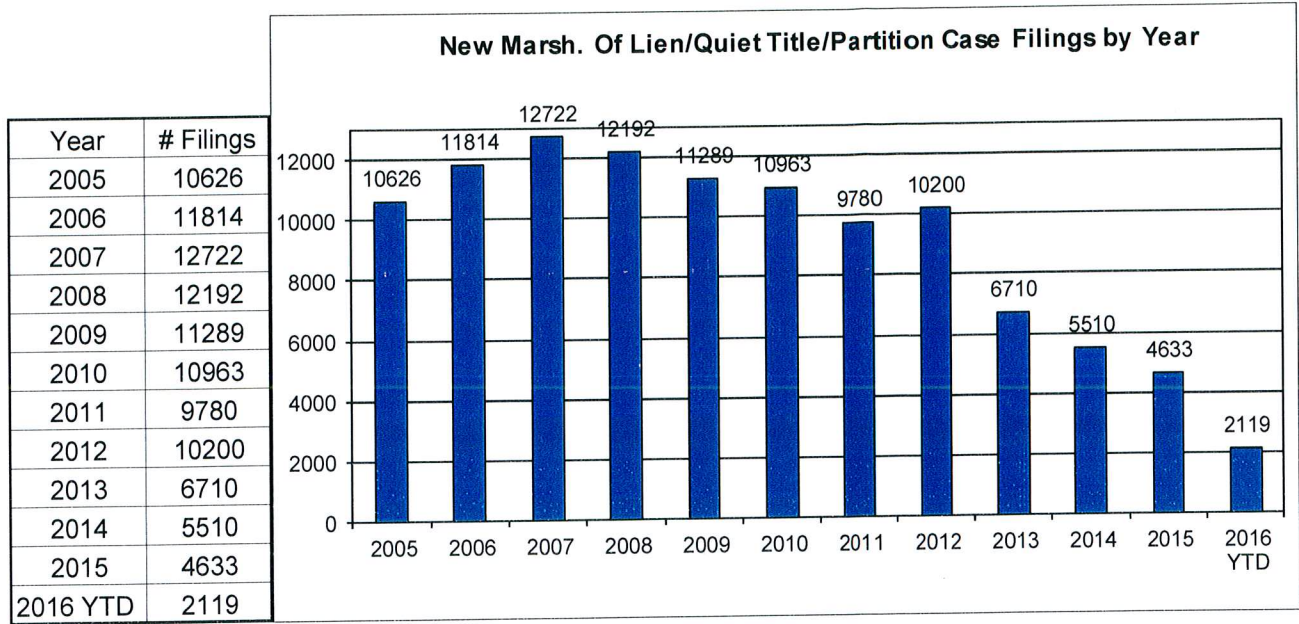
The following charts are provided as a historical view of new judicial foreclosure filings.

1. Total New Judicial Foreclosure Filings from 2000 – 2016 by year
2. Total New Marsh of Lien/Quiet Title/Partition Filings from 2005 – 2016 by month
3. Total New Tax Lien & Tax Certificate Filings for 2005 – 2016 by month
4. Total New Judicial Foreclosure Filings from 2005 – 2016 by month

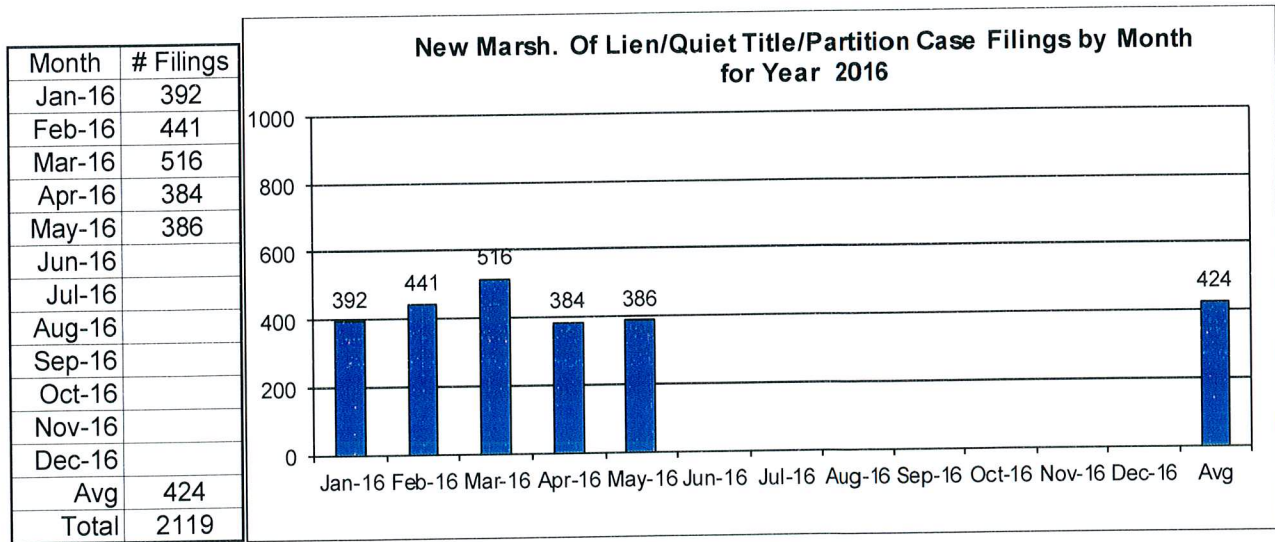


# CUYAHOGA COUNTY COMMON PLEAS COURT

## New Marsh of Lien/Quiet Title/Partition Case Filings for Years 2005 – 2016 YTD



## New Marsh of Lien/Quiet Title/Partition Case Filings by month for 2016 YTD

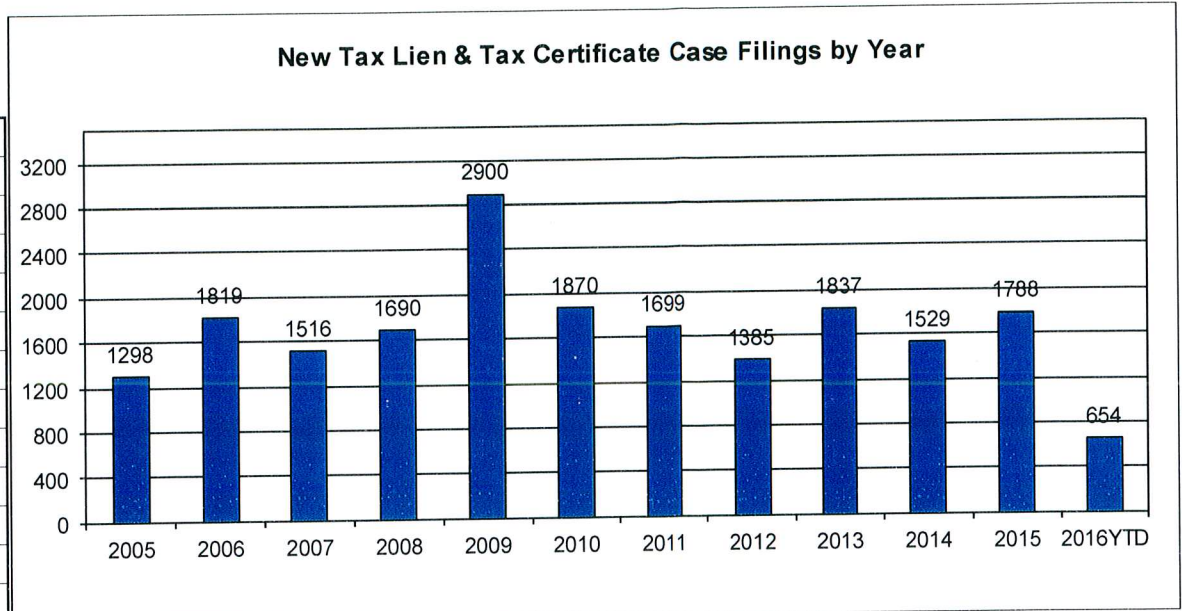




# CUYAHOGA COUNTY COMMON PLEAS COURT

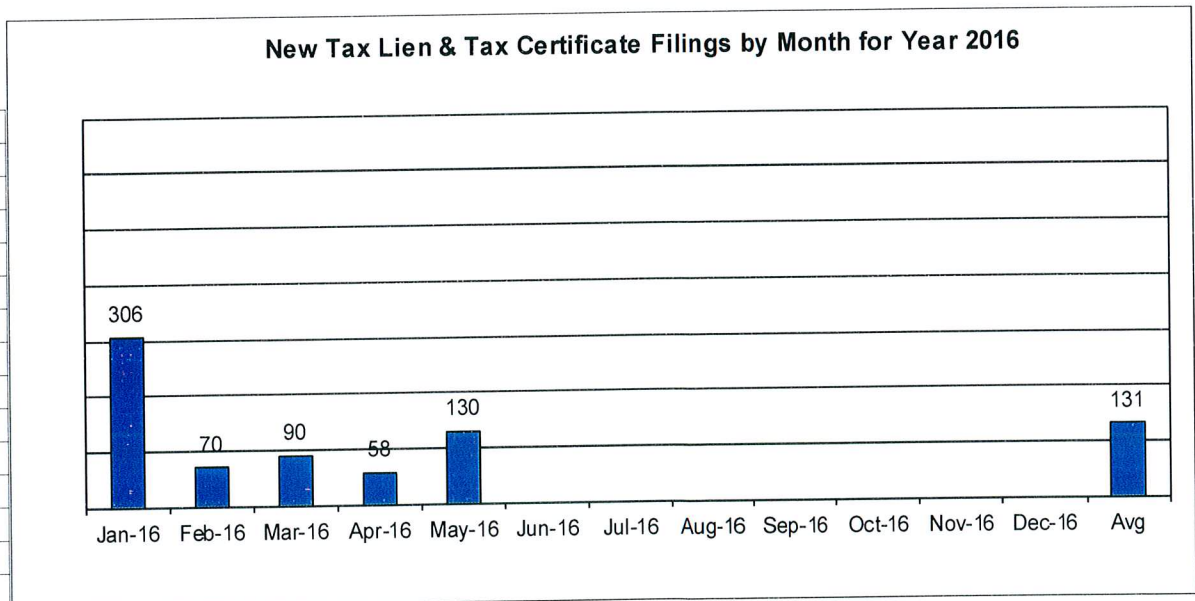
## New Tax Lien & Certificate Filings for Years 2005 – 2016 YTD

Year	# Filings
2005	1298
2006	1819
2007	1516
2008	1690
2009	2900
2010	1870
2011	1699
2012	1385
2013	1837
2014	1529
2015	1788
2016YTD	654



## New Tax Lien & Certificate Filings by Month for Year 2016 YTD

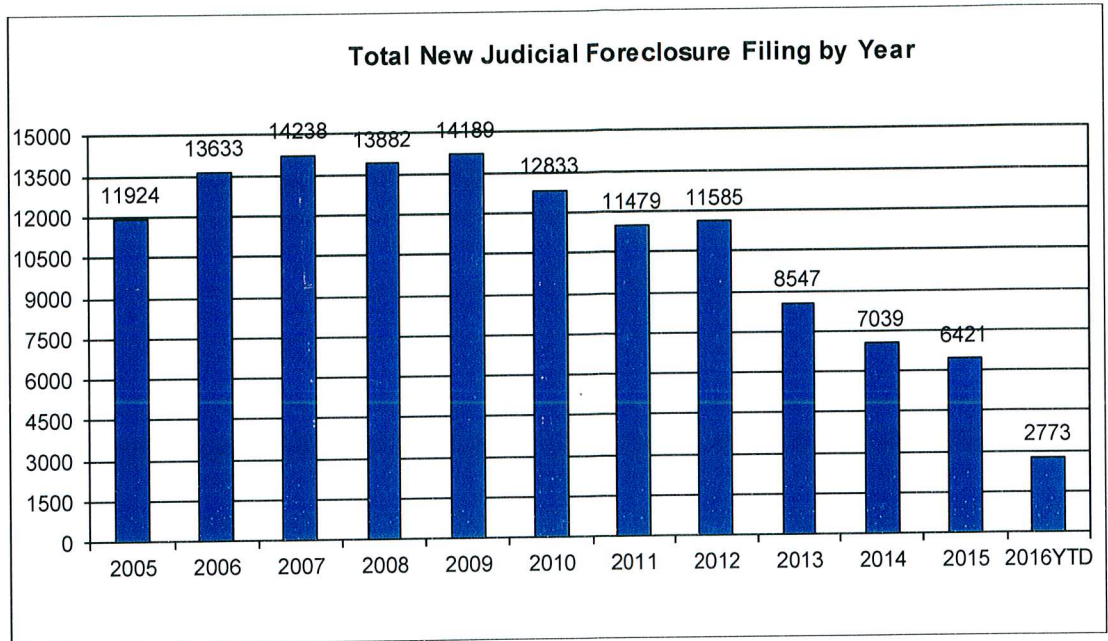
Month	# Filings
Jan-16	306
Feb-16	70
Mar-16	90
Apr-16	58
May-16	130
Jun-16	
Jul-16	
Aug-16	
Sep-16	
Oct-16	
Nov-16	
Dec-16	
Avg	131
Total	654



# CUYAHOGA COUNTY COMMON PLEAS COURT

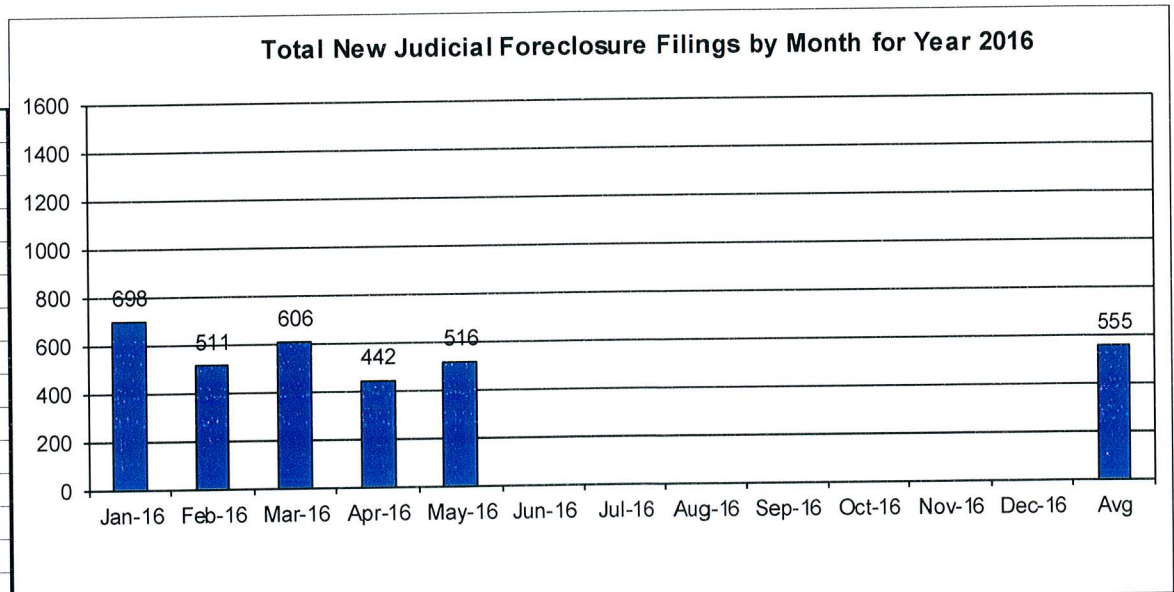
## Total New Judicial Foreclosure Filings Years 2005 – 2016 YTD

Year	# Filings
2005	11924
2006	13633
2007	14238
2008	13882
2009	14189
2010	12833
2011	11479
2012	11585
2013	8547
2014	7039
2015	6421
2016 YTD	2773



## Total New Judicial Foreclosure Filings by Month for Year 2016 YTD

Month	# Filings
Jan-16	698
Feb-16	511
Mar-16	606
Apr-16	442
May-16	516
Jun-16	
Jul-16	
Aug-16	
Sep-16	
Oct-16	
Nov-16	
Dec-16	
Avg	555
Total	2773



***Magistrate's Monthly Reports***

The Magistrates' Monthly Report consists of 5 reports. Below is a description of each.

**Magistrate's Monthly Supplemental Journal Entry Report (R415)**

Retrieves total number of supplemental entries and Decrees of Confirmation of Sheriff's sale created during a specific period. A supplemental entry is any journal created by a magistrate, which does not close out a case. For example, any magistrate's order (MG) setting a hearing, any journal entry (JE) ruling on a motion, journals confirming Sheriff's sales, etc.).

**Magistrate's Full Disposition Count by Magistrate Report (R413)**

Retrieves total number of cases disposed of during a specific period. The dispositions are grouped by Magistrate and then broken down by the type of disposition (i. e. Default, Dismissed with Prejudice, Dismissed without Prejudice, etc.) This report can be printed three different ways. Including tax cases (Full Dispositions), excluding tax cases (Non-Tax Dispositions), and Tax cases only (Tax Dispositions).

**Magistrate's Monthly Cases Referred/Reinstated Report (R418)**

Retrieves newly filed cases referred to the Magistrates Dept. and cases previously disposed by the Magistrates Dept. that are reinstated and re-referred to the magistrates. The cases are separated by Tax (filing code 1465; Tax Judicial Foreclosure & 1466; Tax Certificate Judicial Foreclosure) and Non-Tax (1460; Judicial Foreclosure Marsh. Of Lien, 1480; Partition, 1470; Quiet Title, misc. (i. e. 1391; Contract Other, etc.).

**Magistrate's Monthly Hearing Totals Report (R3146)**

Retrieves total number of hearings held during one month. The hearings are grouped by Magistrate and then broken down by what type hearing was held (i. e. Default, Pretrial, etc.).

**Magistrate's Monthly Case Load Report (R3147)**

Retrieves individual caseload totals for individual magistrates during a specific period. The cases are grouped by magistrate and then broken down by case type (i. e. tax judicial foreclosure, tax certificate judicial foreclosure and non-tax judicial foreclosure).

**CUYAHOGA COUNTY COURT OF COMMON PLEAS**

DATE: 06/09/2016  
TIME: 1:11 PM

OFFICE OF THE MAGISTRATES  
MAGISTRATE'S MONTHLY SUPPLEMENTALS BY CASE  
REPORTING PERIOD: MAY 2016

PAGE: 1  
CMSR415D

**SUPPLEMENTALS**

AUGUSTYN	146
BAKER	373
BUCHA	180
DAY	331
DYKE	276
GAUNTNER	0
GONZALEZ	263
HIPPLEY	195
JACKSON A	250
JACKSON J	242
KLEIN	185
LUCAS	127
VOZAR	264
WEISS	273
UNACCOUNTED FOR	0

**TOTAL** 3105

**CONFIRMATIONS**

**TOTAL** 7

**CUYAHOGA COUNTY COURT OF COMMON PLEAS**  
**OFFICE OF THE MAGISTRATES**  
**Full Disposition Count by Magistrate**  
**REPORTING PERIOD: FROM 05/01/2016 TO 05/31/2016**

DATE: 06/09/2016  
 TIME: 1:14 PM

PAGE: 1  
 CMSR413

MagID	Dispose Type	Tax Cert.	Tax Treas.	Total
KCA	Bank	1	0	3
	Def	2	0	12
	Dism	2	1	12
	Ref. Vacate	0	0	0
	Court Trial	0	0	0
	Other	0	4	4
	<b><u>MAG'S TOTAL</u></b>		<b>5</b>	<b>5</b>

Decrees	302
Defaults	217
Other	85
Court Trial	0
Dismissals	177
Bankruptcy	29
Ref. Vacated	0
<b>Grand Total</b>	<b>508</b>

GDB	Bank	0	0	3
	Def	4	0	12
	Dism	0	1	7
	Ref. Vacate	0	0	0
	Court Trial	0	0	0
	Other	1	3	6
	<b><u>MAG'S TOTAL</u></b>		<b>5</b>	<b>4</b>

SMB	Bank	0	0	2
	Def	4	0	7
	Dism	3	1	10
	Ref. Vacate	0	0	0
	Court Trial	0	0	0
	Other	0	0	2
	<b><u>MAG'S TOTAL</u></b>		<b>7</b>	<b>1</b>

CED	Bank	1	0	1
	Def	6	0	20
	Dism	3	0	21
	Ref. Vacate	0	0	0
	Court Trial	0	0	0
	Other	1	3	7
	<b><u>MAG'S TOTAL</u></b>		<b>11</b>	<b>3</b>

JTD	Bank	1	0	5
	Def	1	2	18
	Dism	2	1	17
	Ref. Vacate	0	0	0
	Court Trial	0	0	0
	Other	1	3	8
	<b><u>MAG'S TOTAL</u></b>		<b>5</b>	<b>6</b>

TG	Bank	1	0	2
	Def	5	0	23
	Dism	2	1	13
	Ref. Vacate	0	0	0
	Court Trial	0	0	0
	Other	2	1	9
	<b><u>MAG'S TOTAL</u></b>		<b>10</b>	<b>2</b>

KH	Bank	0	0	0
	Def	8	3	26
	Dism	0	1	6
	Ref. Vacate	0	0	0
	Court Trial	0	0	0
	Other	0	0	6
	<b><u>MAG'S TOTAL</u></b>		<b>8</b>	<b>4</b>

ARJ	Bank	0	0	3
	Def	2	0	8
	Dism	1	1	14

**CUYAHOGA COUNTY COURT OF COMMON PLEAS**  
**OFFICE OF THE MAGISTRATES**  
**Full Disposition Count by Magistrate**  
 REPORTING PERIOD: FROM 05/01/2016 TO 05/31/2016

DATE: 06/09/2016

TIME: 1:14 PM

PAGE: 2

CMSR413

MagID	Dispose Type	Tax Cert.	Tax Treas.	Total
	Ref. Vacate	0	0	0
	Court Trial	0	0	0
	Other	0	1	2
<b>MAG'S TOTAL</b>		<b>3</b>	<b>2</b>	<b><u>27</u></b>
<hr/>				
<b>JLJ</b>				
	Bank	0	0	2
	Def	6	0	24
	Dism	4	2	13
	Ref. Vacate	0	0	0
	Court Trial	0	0	0
	Other	2	5	11
<b>MAG'S TOTAL</b>		<b>12</b>	<b>7</b>	<b><u>50</u></b>
<hr/>				
<b>MK</b>				
	Bank	0	0	2
	Def	1	0	11
	Dism	0	2	17
	Ref. Vacate	0	0	0
	Court Trial	0	0	0
	Other	0	0	1
<b>MAG'S TOTAL</b>		<b>1</b>	<b>2</b>	<b><u>31</u></b>
<hr/>				
<b>PL</b>				
	Bank	0	0	1
	Def	2	0	17
	Dism	0	0	10
	Ref. Vacate	0	0	0
	Court Trial	0	0	0
	Other	1	6	9
<b>MAG'S TOTAL</b>		<b>3</b>	<b>6</b>	<b><u>37</u></b>
<hr/>				
<b>TJV</b>				
	Bank	0	1	2
	Def	7	0	26
	Dism	1	2	11
	Ref. Vacate	0	0	0
	Court Trial	0	0	0
	Other	0	1	10
<b>MAG'S TOTAL</b>		<b>8</b>	<b>4</b>	<b><u>49</u></b>
<hr/>				
<b>CW</b>				
	Bank	1	0	3
	Def	2	0	13
	Dism	3	2	26
	Ref. Vacate	0	0	0
	Court Trial	0	0	0
	Other	0	3	10
<b>MAG'S TOTAL</b>		<b>6</b>	<b>5</b>	<b><u>52</u></b>

**CUYAHOGA COUNTY COURT OF COMMON PLEAS**

DATE: 06/09/2016  
 TIME: 01:15 PM

OFFICE OF THE MAGISTRATES  
 MAGISTRATE'S MONTHLY REF/REIN CASES  
 FROM 05/01/2016 TO 05/31/2016

CMSR418

MAGISTRATE	NEW REFERRALS				REINSTATED			
	Tax Treas.	Tax Cert.	Non-Tax	Total	Tax Treas.	Tax Cert.	Non-Tax	Total
<u>AUGUSTYN/KEVIN/C</u>	1	4	16	21	0	0	0	0
<u>BAKER/GAIL/D</u>	0	7	33	40	1	0	2	3
<u>BUCHA/STEPHEN/M</u>	1	5	15	21	0	0	0	0
<u>DAY/CHRISTOPHER/E</u>	0	9	20	29	0	0	0	0
<u>DYKE/JOHN/T</u>	4	10	34	48	0	0	5	5
<u>GONZALEZ/TRACEY/</u>	1	9	36	46	0	0	1	1
<u>HIPPLEY/KEVIN/</u>	1	10	29	40	0	0	2	2
<u>JACKSON A/AMY/R</u>	5	6	33	44	0	0	3	3
<u>JACKSON J/JIM/L</u>	1	10	30	41	0	0	1	1
<u>KLEIN/MONICA/</u>	1	6	39	46	0	0	0	0
<u>LUCAS/PAUL/</u>	2	14	33	49	2	0	4	6
<u>VOZAR/THOMAS/J</u>	3	10	35	48	1	0	3	4
<u>WEISS/CAROL/</u>	1	9	33	43	0	0	2	2
<b><u>TOTAL</u></b>	21	109	386	516	4	0	23	27
<b><u>COMBINED TOTAL</u></b>	543							

**CUYAHOGA COUNTY COURT OF COMMON PLEAS**

**OFFICE OF THE MAGISTRATES**

**MAG MONTHLY HEARING TOTALS**

Reporting Period: May 2016

DATE: 06/09/2016  
TIME: 01:15 PM

PAGE: 1  
CMSR3146

Monthly Hearing Total      592

AUGUSTYN  
 Default Hearings            10  
 Tax Hearings                0  
 Pretrials                      7  


---

 TOTAL:                        17

BAKER  
 Default Hearings            31  
 Tax Hearings                5  
 Pretrials                      11  


---

 TOTAL:                        47

BUCHA  
 Default Hearings            15  
 Tax Hearings                3  
 Pretrials                      21  


---

 TOTAL:                        39

DAY  
 Default Hearings            23  
 Tax Hearings                9  
 Pretrials                      14  


---

 TOTAL:                        46

DYKE  
 Default Hearings            19  
 Tax Hearings                3  
 Pretrials                      11  


---

 TOTAL:                        33

GONZALEZ  
 Default Hearings            34  
 Tax Hearings                9  
 Pretrials                      4  


---

 TOTAL:                        47

HIPPLEY  
 Default Hearings            37  
 Tax Hearings                10  
 Pretrials                      18  


---

 TOTAL:                        65

JACKSON A  
 Default Hearings            27  
 Tax Hearings                10  
 Pretrials                      18  


---

 TOTAL:                        55

JACKSON J  
 Default Hearings            28  
 Tax Hearings                9  
 Pretrials                      13  


---

 TOTAL:                        50

KLEIN  
 Default Hearings            28  
 Tax Hearings                4  
 Pretrials                      11  


---

 TOTAL:                        43



# CUYAHOGA COUNTY COURT OF COMMON PLEAS

## OFFICE OF THE MAGISTRATES MAG MONTHLY HEARING TOTALS Reporting Period: May 2016

DATE: 06/09/2016  
TIME: 01:15 PM

PAGE: 2  
CMSR3146

---

TOTAL:	43
LUCAS	
Default Hearings	20
Tax Hearings	7
Pretrials	9
<hr/>	
TOTAL:	36
VOZAR	
Default Hearings	35
Tax Hearings	7
Pretrials	25
<hr/>	
TOTAL:	67
WEISS	
Default Hearings	26
Tax Hearings	6
Pretrials	15
<hr/>	
TOTAL:	47

**CUYAHOGA COUNTY COURT OF COMMON PLEAS**

DATE: 06/09/2016  
 TIME: 1:15 PM

Office of the Magistrates  
 Magistrate's Monthly Case Load  
 MONTH: MAY 2016

PAGE: 1  
 CMSR3147

Magistrate Name	Non Tax Total	Tax Cert.	Tax Treas.	Total Tax	Total Cases
AUGUSTYN	110	17	19	36	146
BAKER	259	44	38	82	341
BUCHA	113	22	20	42	155
DAY	169	39	32	71	240
DYKE	212	35	35	70	282
GONZALEZ	243	39	52	91	334
HIPPLEY	265	65	50	115	380
JACKSON A	272	50	66	116	388
JACKSON J	249	45	45	90	339
KLEIN	239	36	51	87	326
LUCAS	262	59	89	148	410
VOZAR	304	45	45	90	394
WEISS	228	53	53	106	334
<b>Non Tax Total:</b>	<b>2925</b>	<b>Cert. Tax Total: 549</b>	<b>Tax Treas. Total: 595</b>	<b>Total Tax: 1144</b>	<b>Total Cases: 4069</b>

***Report CMSR1062 - Judicial Foreclosure Statistics by Judge***

Report CMSR1062 provides a list of judicial foreclosure case activity for each Judge. The report identifies how many cases were pending at the beginning of the period. The new cases filed and cases that were transferred in or reactivated are added to the number pending at the beginning of the period. It then shows the type and number of terminations for the period. The total terminations are subtracted from the total pending which provides the pending at the end of the period.

**CUYAHOGA COUNTY COURT OF COMMON PLEAS**

DATE: 06/09/2016  
TIME: 01:06 PM

**Foreclosure Statistics by Judge**  
Reporting Period: May 2016

PAGE: 1  
CMSR1062

**Judge**

<b>AMBROSE, DICK</b>							
	Pending at Beg of Period		New Cases Filed		Cases Transferred In / Reactivated		Total
	113		6		2		121
Terminations							
	Bankruptcy	Default	RefVacated	Court Trial	Dismiss	Other	Total
	1	12	0	0	6	5	24
	Total Pending at End of Period						97

<b>ASTRAB, MICHAEL</b>							
	Pending at Beg of Period		New Cases Filed		Cases Transferred In / Reactivated		Total
	122		18		4		144
Terminations							
	Bankruptcy	Default	RefVacated	Court Trial	Dismiss	Other	Total
	0	11	0	0	3	9	23
	Total Pending at End of Period						121

<b>BARKER, PAMELA A</b>							
	Pending at Beg of Period		New Cases Filed		Cases Transferred In / Reactivated		Total
	156		13		6		175
Terminations							
	Bankruptcy	Default	RefVacated	Court Trial	Dismiss	Other	Total
	1	6	0	0	1	7	15
	Total Pending at End of Period						160

<b>BURNSIDE, JANET R</b>							
	Pending at Beg of Period		New Cases Filed		Cases Transferred In / Reactivated		Total
	139		17		2		158
Terminations							
	Bankruptcy	Default	RefVacated	Court Trial	Dismiss	Other	Total
	2	4	0	0	3	6	15
	Total Pending at End of Period						143

<b>CALABRESE, DEENA R</b>							
	Pending at Beg of Period		New Cases Filed		Cases Transferred In / Reactivated		Total
	120		17		3		140
Terminations							
	Bankruptcy	Default	RefVacated	Court Trial	Dismiss	Other	Total
	0	5	0	0	5	8	18
	Total Pending at End of Period						122

<b>CLANCY, MAUREEN</b>							
	Pending at Beg of Period		New Cases Filed		Cases Transferred In / Reactivated		Total
	138		15		2		155
Terminations							
	Bankruptcy	Default	RefVacated	Court Trial	Dismiss	Other	Total
	0	7	0	0	7	12	26
	Total Pending at End of Period						129

<b>COLLIER-WILLIAMS, CASSANDRA</b>							
	Pending at Beg of Period		New Cases Filed		Cases Transferred In / Reactivated		Total
	141		12		8		161
Terminations							
	Bankruptcy	Default	RefVacated	Court Trial	Dismiss	Other	Total
	2	7	0	0	6	13	28
	Total Pending at End of Period						133

**CORRIGAN, BRIAN J**

**CUYAHOGA COUNTY COURT OF COMMON PLEAS**

DATE: 06/09/2016  
TIME: 01:06 PM

**Foreclosure Statistics by Judge**  
Reporting Period: May 2016

PAGE: 2  
CMSR1062

**Judge**

Pending at Beg of Period		New Cases Filed		Cases Transferred In / Reactivated			Total
124		16		6			146
Terminations							
Bankruptcy	1	Default	9	RefVacated	0	Court Trial	0
						Dismiss	4
						Other	11
Total Pending at End of Period							121
<b>CORRIGAN, PETER J</b>							
Pending at Beg of Period		New Cases Filed		Cases Transferred In / Reactivated			Total
105		14		7			126
Terminations							
Bankruptcy	2	Default	7	RefVacated	0	Court Trial	0
						Dismiss	3
						Other	9
Total Pending at End of Period							105
<b>DONNELLY, MICHAEL P</b>							
Pending at Beg of Period		New Cases Filed		Cases Transferred In / Reactivated			Total
137		18		2			157
Terminations							
Bankruptcy	0	Default	3	RefVacated	0	Court Trial	0
						Dismiss	5
						Other	7
Total Pending at End of Period							142
<b>FRIEDLAND, CAROLYN B</b>							
Pending at Beg of Period		New Cases Filed		Cases Transferred In / Reactivated			Total
117		15		6			138
Terminations							
Bankruptcy	1	Default	3	RefVacated	0	Court Trial	0
						Dismiss	8
						Other	8
Total Pending at End of Period							118
<b>FRIEDMAN, STUART A</b>							
Pending at Beg of Period		New Cases Filed		Cases Transferred In / Reactivated			Total
155		17		3			175
Terminations							
Bankruptcy	0	Default	17	RefVacated	0	Court Trial	0
						Dismiss	1
						Other	4
Total Pending at End of Period							153
<b>FUERST, NANCY A</b>							
Pending at Beg of Period		New Cases Filed		Cases Transferred In / Reactivated			Total
145		16		5			166
Terminations							
Bankruptcy	2	Default	10	RefVacated	0	Court Trial	0
						Dismiss	4
						Other	7
Total Pending at End of Period							143
<b>GALL, STEVEN E</b>							
Pending at Beg of Period		New Cases Filed		Cases Transferred In / Reactivated			Total
136		17		9			162
Terminations							
Bankruptcy	0	Default	4	RefVacated	0	Court Trial	0
						Dismiss	9
						Other	15
Total Pending at End of Period							134
<b>GALLAGHER, HOLLIE L</b>							

**CUYAHOGA COUNTY COURT OF COMMON PLEAS**

DATE: 06/09/2016  
TIME: 01:06 PM

**Foreclosure Statistics by Judge**  
Reporting Period: May 2016

PAGE: 3  
CMSR1062

**Judge**

Pending at Beg of Period		New Cases Filed		Cases Transferred In / Reactivated		Total							
104		12		5		121							
Terminations													
Bankruptcy	0	Default	6	RefVacated	0	Court Trial	0	Dismiss	5	Other	8	Total	19
Total Pending at End of Period												102	

<b>GALLAGHER, SHANNON M</b>													
Pending at Beg of Period		New Cases Filed		Cases Transferred In / Reactivated		Total							
145		25		3		173							
Terminations													
Bankruptcy	0	Default	2	RefVacated	0	Court Trial	0	Dismiss	6	Other	11	Total	19
Total Pending at End of Period												154	

<b>GAUL, DANIEL</b>													
Pending at Beg of Period		New Cases Filed		Cases Transferred In / Reactivated		Total							
141		14		3		158							
Terminations													
Bankruptcy	0	Default	11	RefVacated	0	Court Trial	0	Dismiss	3	Other	9	Total	23
Total Pending at End of Period												135	

<b>JACKSON, MICHAEL E</b>													
Pending at Beg of Period		New Cases Filed		Cases Transferred In / Reactivated		Total							
121		21		8		150							
Terminations													
Bankruptcy	1	Default	7	RefVacated	0	Court Trial	0	Dismiss	3	Other	10	Total	21
Total Pending at End of Period												129	

<b>MATIA, DAVID T</b>													
Pending at Beg of Period		New Cases Filed		Cases Transferred In / Reactivated		Total							
124		11		4		139							
Terminations													
Bankruptcy	2	Default	4	RefVacated	0	Court Trial	0	Dismiss	2	Other	4	Total	12
Total Pending at End of Period												127	

<b>MCCLELLAND, ROBERT C</b>													
Pending at Beg of Period		New Cases Filed		Cases Transferred In / Reactivated		Total							
94		11		6		111							
Terminations													
Bankruptcy	2	Default	7	RefVacated	0	Court Trial	0	Dismiss	4	Other	8	Total	21
Total Pending at End of Period												90	

<b>MCCORMICK, TIMOTHY</b>													
Pending at Beg of Period		New Cases Filed		Cases Transferred In / Reactivated		Total							
103		13		4		120							
Terminations													
Bankruptcy	1	Default	6	RefVacated	0	Court Trial	0	Dismiss	9	Other	6	Total	22
Total Pending at End of Period												98	

**MCDONNELL, NANCY R**

**CUYAHOGA COUNTY COURT OF COMMON PLEAS**

DATE: 06/09/2016  
TIME: 01:06 PM

**Foreclosure Statistics by Judge**  
Reporting Period: May 2016

PAGE: 4  
CMSR1062

**Judge**

Pending at Beg of Period		New Cases Filed		Cases Transferred In / Reactivated		Total
128		13		3		144
Terminations						
Bankruptcy	Default	RefVacated	Court Trial	Dismiss	Other	Total
2	6	0	0	14	14	36
Total Pending at End of Period						108

MCMONAGLE, MATTHEW A

Pending at Beg of Period		New Cases Filed		Cases Transferred In / Reactivated		Total
128		16		4		148
Terminations						
Bankruptcy	Default	RefVacated	Court Trial	Dismiss	Other	Total
1	10	0	0	5	8	24
Total Pending at End of Period						124

O'DONNELL, JOHN P

Pending at Beg of Period		New Cases Filed		Cases Transferred In / Reactivated		Total
109		18		4		131
Terminations						
Bankruptcy	Default	RefVacated	Court Trial	Dismiss	Other	Total
0	3	0	0	10	7	20
Total Pending at End of Period						111

RUSSO, JOHN J

Pending at Beg of Period		New Cases Filed		Cases Transferred In / Reactivated		Total
51		5		5		61
Terminations						
Bankruptcy	Default	RefVacated	Court Trial	Dismiss	Other	Total
1	5	0	0	4	0	10
Total Pending at End of Period						51

RUSSO, JOSEPH D

Pending at Beg of Period		New Cases Filed		Cases Transferred In / Reactivated		Total
121		14		11		146
Terminations						
Bankruptcy	Default	RefVacated	Court Trial	Dismiss	Other	Total
0	0	0	0	5	3	8
Total Pending at End of Period						138

RUSSO, MICHAEL J

Pending at Beg of Period		New Cases Filed		Cases Transferred In / Reactivated		Total
142		19		5		166
Terminations						
Bankruptcy	Default	RefVacated	Court Trial	Dismiss	Other	Total
1	7	0	0	8	6	22
Total Pending at End of Period						144

RUSSO, NANCY MARGARET

Pending at Beg of Period		New Cases Filed		Cases Transferred In / Reactivated		Total
95		17		6		118
Terminations						
Bankruptcy	Default	RefVacated	Court Trial	Dismiss	Other	Total
1	3	0	0	6	3	13
Total Pending at End of Period						105

SAFFOLD, SHIRLEY STRICKLAND

**CUYAHOGA COUNTY COURT OF COMMON PLEAS**

DATE: 06/09/2016  
TIME: 01:06 PM

**Foreclosure Statistics by Judge**  
Reporting Period: May 2016

PAGE: 5  
CMSR1062

**Judge**

Pending at Beg of Period		New Cases Filed		Cases Transferred In / Reactivated			Total
127		20		8			155
Terminations							
Bankruptcy	Default	RefVacated	Court Trial	Dismiss	Other		Total
1	6	0	0	2	5		14
Total Pending at End of Period							141

<b>SHEEHAN, BRENDAN J</b>							
Pending at Beg of Period		New Cases Filed		Cases Transferred In / Reactivated			Total
128		16		3			147
Terminations							
Bankruptcy	Default	RefVacated	Court Trial	Dismiss	Other		Total
2	4	0	0	3	5		14
Total Pending at End of Period							133

<b>SUTULA, JOHN D</b>							
Pending at Beg of Period		New Cases Filed		Cases Transferred In / Reactivated			Total
128		14		2			144
Terminations							
Bankruptcy	Default	RefVacated	Court Trial	Dismiss	Other		Total
0	2	0	0	2	5		9
Total Pending at End of Period							135

<b>SUTULA, KATHLEEN ANN</b>							
Pending at Beg of Period		New Cases Filed		Cases Transferred In / Reactivated			Total
111		13		7			131
Terminations							
Bankruptcy	Default	RefVacated	Court Trial	Dismiss	Other		Total
1	11	0	0	7	9		28
Total Pending at End of Period							103

<b>SYNENBERG, JOAN</b>							
Pending at Beg of Period		New Cases Filed		Cases Transferred In / Reactivated			Total
108		15		7			130
Terminations							
Bankruptcy	Default	RefVacated	Court Trial	Dismiss	Other		Total
1	2	0	0	5	8		16
Total Pending at End of Period							114

<b>VILLANUEVA, JOSE A</b>							
Pending at Beg of Period		New Cases Filed		Cases Transferred In / Reactivated			Total
117		20		4			141
Terminations							
Bankruptcy	Default	RefVacated	Court Trial	Dismiss	Other		Total
0	8	0	0	3	5		16
Total Pending at End of Period							125



# *Monthly Summary*

# MONTHLY SUMMARY

## May 2016

NAME	PEND	ASSIGNED			TRIALS						DISP	PENDING				+	-
		CV	CR	TOT	JURY			COURT				CV	FR	CR	TOT		
Dick Ambrose	452	46	29	75	0	4	4	0	1	1	90	244	94	99	437	+ 15	
Michael K. Astrab	435	51	30	81	0	1	1	0	1	1	72	221	121	102	444	- 9	
Pamela A. Barker	399	53	24	77	0	0	0	0	0	0	58	186	160	72	418	- 19	
Janet R. Burnside	476	49	33	82	0	1	1	0	0	0	74	240	141	103	484	- 8	
Deena R. Calabrese	459	52	32	84	0	0	0	0	0	0	88	221	122	112	455	+ 4	
Maureen Clancy	416	53	25	78	1	0	1	0	0	0	80	196	129	89	414	+ 2	
Cassandra Collier-Willia	450	52	33	85	0	0	0	0	2	2	85	185	132	133	450	0	
Brian J. Corrigan	520	49	23	72	0	1	1	0	1	1	91	270	120	111	501	+ 19	
Peter J. Corrigan	436	54	25	79	0	1	1	0	0	0	87	219	105	104	428	+ 8	
Michael P. Donnelly	452	49	23	72	0	1	1	0	0	0	93	181	141	109	431	+ 21	
Carolyn B. Friedland	473	48	30	78	0	0	0	0	1	1	82	213	118	138	469	+ 4	
Stuart A. Friedman	445	46	26	72	0	0	0	0	1	1	88	182	153	94	429	+ 16	
Nancy A. Fuerst	410	51	25	76	0	0	0	0	0	0	98	177	143	68	388	+ 22	
Steven E. Gall	424	55	30	85	0	1	1	0	0	0	104	170	134	101	405	+ 19	
Hollie L. Gallagher	366	50	22	72	0	0	0	0	1	1	81	201	102	54	357	+ 9	
Shannon M. Gallagher	453	52	37	89	0	1	1	0	1	1	79	199	153	111	463	- 10	
Daniel Gaul	522	50	31	81	1	0	1	1	0	1	103	223	135	142	500	+ 22	
Michael E Jackson	525	54	35	89	0	1	1	1	1	2	101	213	129	171	513	+ 12	
David T. Matia	427	48	35	83	0	1	1	0	0	0	76	197	126	111	434	- 7	
Robert C. McClelland	493	53	32	85	0	0	0	0	0	0	73	273	90	142	505	- 12	
Timothy McCormick	378	49	26	75	0	1	1	0	0	0	83	194	96	80	370	+ 8	
Nancy R. McDonnell	384	48	13	61	1	0	1	0	0	0	75	191	107	72	370	+ 14	
Matthew A McMonagle	423	49	25	74	0	0	0	0	0	0	72	163	119	143	425	- 2	
John P. O'Donnell	424	48	27	75	0	0	0	0	0	0	73	222	111	93	426	- 2	
John J. Russo	168	27	16	43	1	0	1	0	0	0	33	104	51	23	178	- 10	
Joseph D. Russo	479	59	37	96	0	2	2	0	0	0	75	207	138	155	500	- 21	
Michael J. Russo	396	49	30	79	1	1	2	0	0	0	84	180	143	68	391	+ 5	
Nancy Margaret Russo	240	55	31	86	1	0	1	0	1	1	68	96	105	57	258	- 18	
Shirley Strickland Saffold	423	51	34	85	0	1	1	0	0	0	86	189	141	92	422	+ 1	
Brendan J. Sheehan	364	52	21	73	0	0	0	0	0	0	58	153	133	93	379	- 15	
John D. Sutula	579	44	29	73	0	0	0	0	0	0	72	287	134	159	580	- 1	
Kathleen Ann Sutula	370	52	28	80	0	0	0	0	0	0	82	170	103	95	368	+ 2	
Joan Synenberg	377	51	31	82	0	2	2	0	0	0	50	209	113	87	409	- 32	
José A. Villanueva	510	50	35	85	0	0	0	0	0	0	63	248	125	159	532	- 22	
<b>TOTALS</b>	14548	1699	963	2662	6	20	26	2	11	13	2677	6824	4167	3542	14533	+ 15	

# *Year to Date Summary*

# SUMMARY FOR THE COURT

## January - May 2016

NAME	PEND	ASSIGNED			TRIALS						DISP	PENDING				+ -
		CV	CR	TOT	JURY			COURT				CV	FR	CR	TOT	
Dick Ambrose	435	261	150	411	1	7	8	1	2	3	409	244	94	99	437	-2
Michael K. Astrab	485	265	138	403	0	1	1	0	2	2	444	221	121	102	444	+41
Pamela A. Barker	426	273	138	411	1	0	1	0	1	1	419	186	160	72	418	+8
Janet R. Burnside	436	255	163	418	0	6	6	1	2	3	370	240	141	103	484	-48
Deena R. Calabrese	453	271	157	428	1	7	8	0	1	1	426	221	122	112	455	-2
Maureen Clancy	374	290	162	452	1	1	2	0	1	1	412	196	129	89	414	-40
Cassandra Collier-Willia	456	275	158	433	0	3	3	0	3	3	439	185	132	133	450	+6
Brian J. Corrigan	483	258	152	410	1	4	5	0	4	4	392	270	120	111	501	-18
Peter J. Corrigan	466	262	147	409	2	4	6	2	0	2	447	219	105	104	428	+38
Michael P. Donnelly	426	272	169	441	0	2	2	0	1	1	436	181	141	109	431	-5
Carolyn B. Friedland	483	259	172	431	1	1	2	0	1	1	445	213	118	138	469	+14
Stuart A. Friedman	450	249	144	393	0	0	0	1	1	2	414	182	153	94	429	+21
Nancy A. Fuerst	432	257	153	410	0	2	2	0	0	0	454	177	143	68	388	+44
Steven E. Gall	429	267	159	426	0	3	3	0	1	1	450	170	134	101	405	+24
Hollie L. Gallagher	374	283	124	407	0	2	2	0	1	1	424	201	102	54	357	+17
Shannon M. Gallagher	427	268	150	418	0	1	1	0	1	1	382	199	153	111	463	-36
Daniel Gaul	513	271	178	449	1	2	3	1	0	1	462	223	135	142	500	+13
Michael E Jackson	517	267	211	478	1	5	6	2	5	7	482	213	129	171	513	+4
David T. Matia	439	252	178	430	0	2	2	0	0	0	435	197	126	111	434	+5
Robert C. McClelland	511	260	186	446	1	0	1	2	3	5	452	273	90	142	505	+6
Timothy McCormick	361	267	159	426	0	3	3	0	0	0	417	194	96	80	370	-9
Nancy R. McDonnell	393	260	121	381	1	4	5	0	2	2	404	191	107	72	370	+23
Matthew A McMonagle	391	253	164	417	1	0	1	0	3	3	383	163	119	143	425	-34
John P. O'Donnell	438	269	139	408	3	2	5	3	0	3	420	222	111	93	426	+12
John J. Russo	177	135	57	192	1	0	1	0	0	0	191	104	51	23	178	-1
Joseph D. Russo	461	278	159	437	0	5	5	1	3	4	398	207	138	155	500	-39
Michael J. Russo	404	262	130	392	1	2	3	0	1	1	405	180	143	68	391	+13
Nancy Margaret Russo	238	271	135	406	3	1	4	0	5	5	386	96	105	57	258	-20
Shirley Strickland Saffold	415	275	165	440	0	5	5	0	4	4	433	189	141	92	422	-7
Brendan J. Sheehan	361	259	145	404	2	5	7	0	2	2	386	153	133	93	379	-18
John D. Sutula	575	253	171	424	1	1	2	0	6	6	419	287	134	159	580	-5
Kathleen Ann Sutula	372	276	148	424	1	4	5	0	0	0	428	170	103	95	368	+4
Joan Synenberg	416	270	156	426	1	4	5	0	1	1	433	209	113	87	409	+7
José A. Villanueva	486	264	184	448	3	2	5	0	1	1	402	248	125	159	532	-46
<b>TOTALS</b>	14503	8907	5222	14129	29	91	120	14	58	72	14099	6824	4167	3542	14533	-30

# *Corrections/Adjustments*