



***Statistics Report
October 2016***

***John J. Russo
Administrative and Presiding Judge***

TABLE OF CONTENTS

Criminal Statistics

Newly Filed, Re-Activated and Transferred in Cases _____ 4

Yearly Criminal Terminations _____ 5

Pending Criminal Cases End of Period _____ 6

Clearance Rate _____ 7

Arrest to Disposition Timeline _____ 8

Average Arrest to Disposition Timeline (Jail Cases) _____ 9

Average Arrest to Disposition Timeline (Non-Jail Cases) _____ 10

Average Arrest to Disposition Timeline (Jail and Non-Jail Cases) _____ 11

Yearly Average Arrest to Disposition Timeline _____ 12

Indictments and Informations Filed With the Clerk of Courts _____ 13

Bail Case Arraignment Activity _____ 14

Overall Arraignment Statistics _____ 15

Foreclosure Statistics

Total Pending Judicial Foreclosure Cases Referred to Magistrates _____ 17

Total Pending Tax Lien & Certificate Cases Referred to Magistrates _____ 18

Percentage of Pending Judicial Foreclosure Cases By Filing Year _____ 19

Judicial Foreclosure Clearance Rate Year 2016 _____ 20

Avg. Number of Days to Disp. (Excl. Bank. Stays & Tax Lien & Tax Cert.) _____ 21

Avg. Number of Days to Disp. (Excl. Bank. Stays & Incl. Tax Lien & Tax Cert.) _____ 22

Total New Judicial Foreclosure Filings _____ 23

New Marsh of Lien/Quiet Title/Partition Case Filings for Years 2005 – 2016 YTD _____ 24

New Marsh of Lien/Quiet Title/Partition Case Filings by month for 2016 YTD _____ 24

New Tax Lien & Certificate Filings for Years 2005 – 2016 YTD _____ 25

New Tax Lien & Certificate Filings by Month for Year 2016 YTD _____ 25

Total New Judicial Foreclosure Filings Years 2005 – 2016 YTD _____ 26

Total New Judicial Foreclosure Filings by Month for Year 2016 YTD _____ 26

Magistrate's Monthly Reports _____ 27

Report CMSR1062 - Judicial Foreclosure Statistics by Judge _____ 35

Monthly Summary _____ 41

Year to Date Summary _____ 43

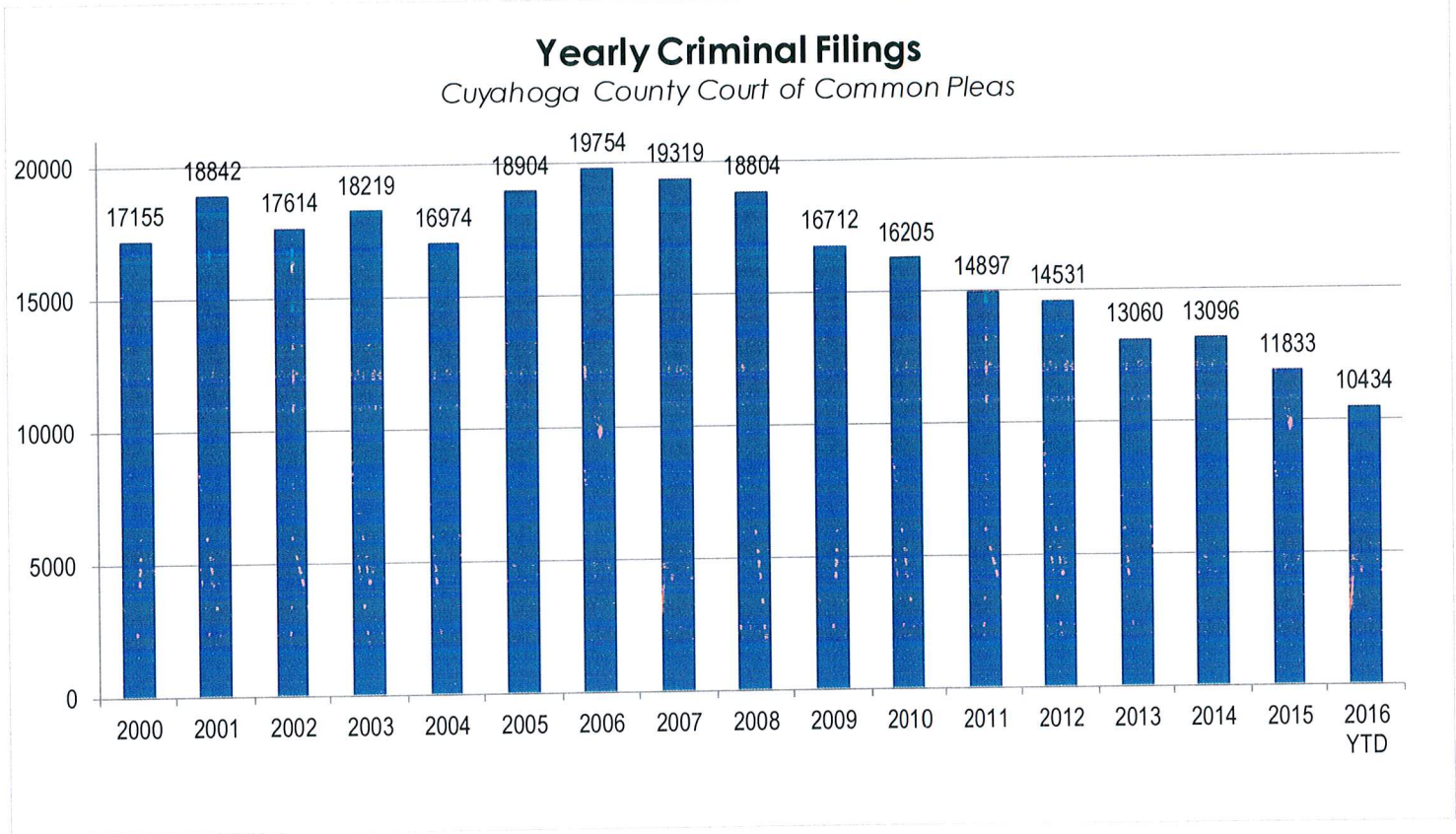
Corrections/Adjustments _____ 45

Criminal Case Statistics

CUYAHOGA COUNTY COMMON PLEAS COURT

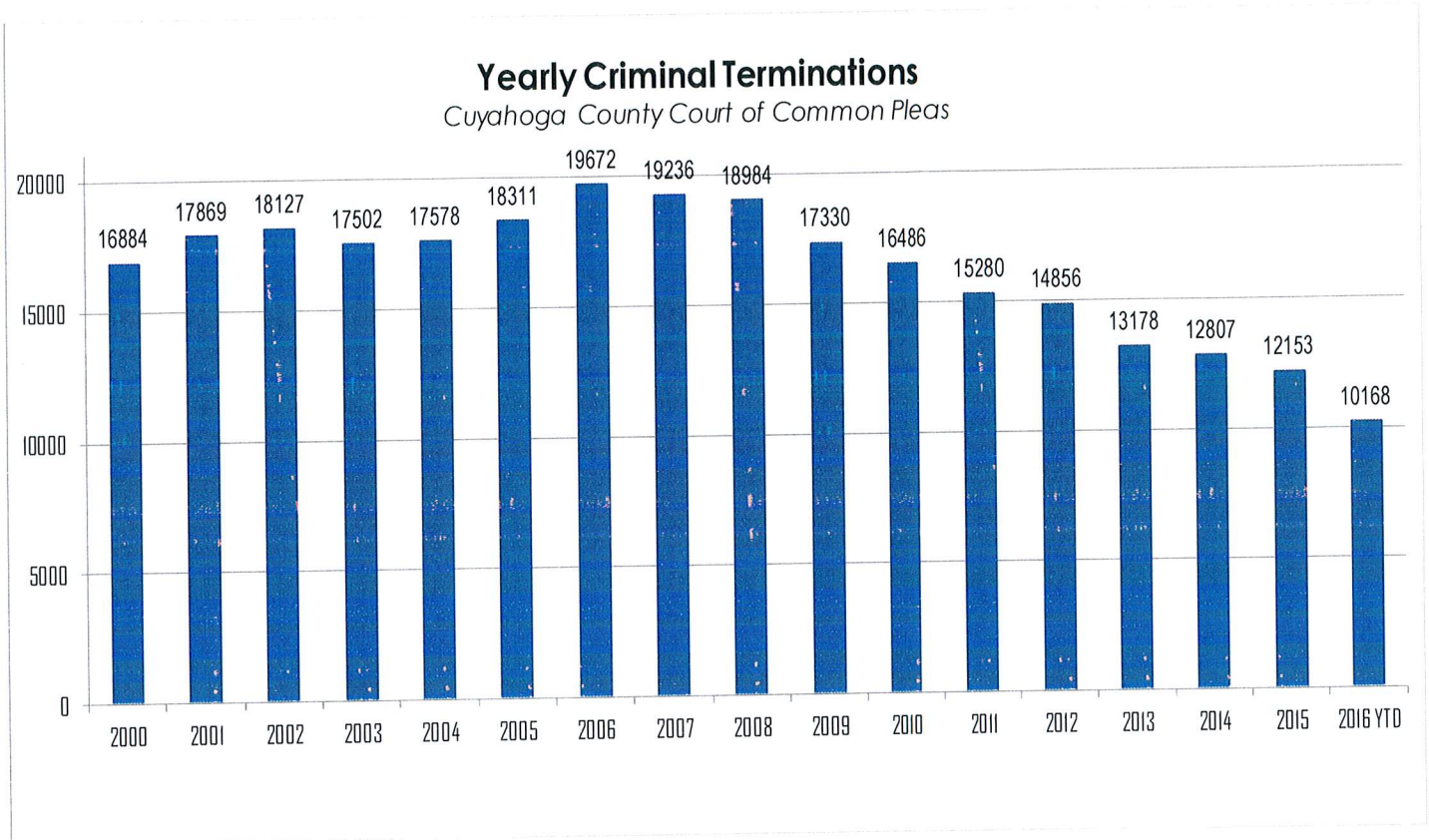
Newly Filed, Re-Activated and Transferred in Cases

The following chart is a representation of all filed cases in Cuyahoga County Court of Common Pleas from 2000 – October 2016. Newly filed cases are defined as having been arraigned and assigned to a Judge. Re-activated cases are defined as cases where a defendant was unavailable for trial and has now become ready to proceed. Transferred cases are defined as cases moved from one judge's docket to another. This could be due to re-assignment to a Mental Health Judge or after additional information indicates that by Court rule, the case should have been assigned to another Judge.



Yearly Criminal Terminations

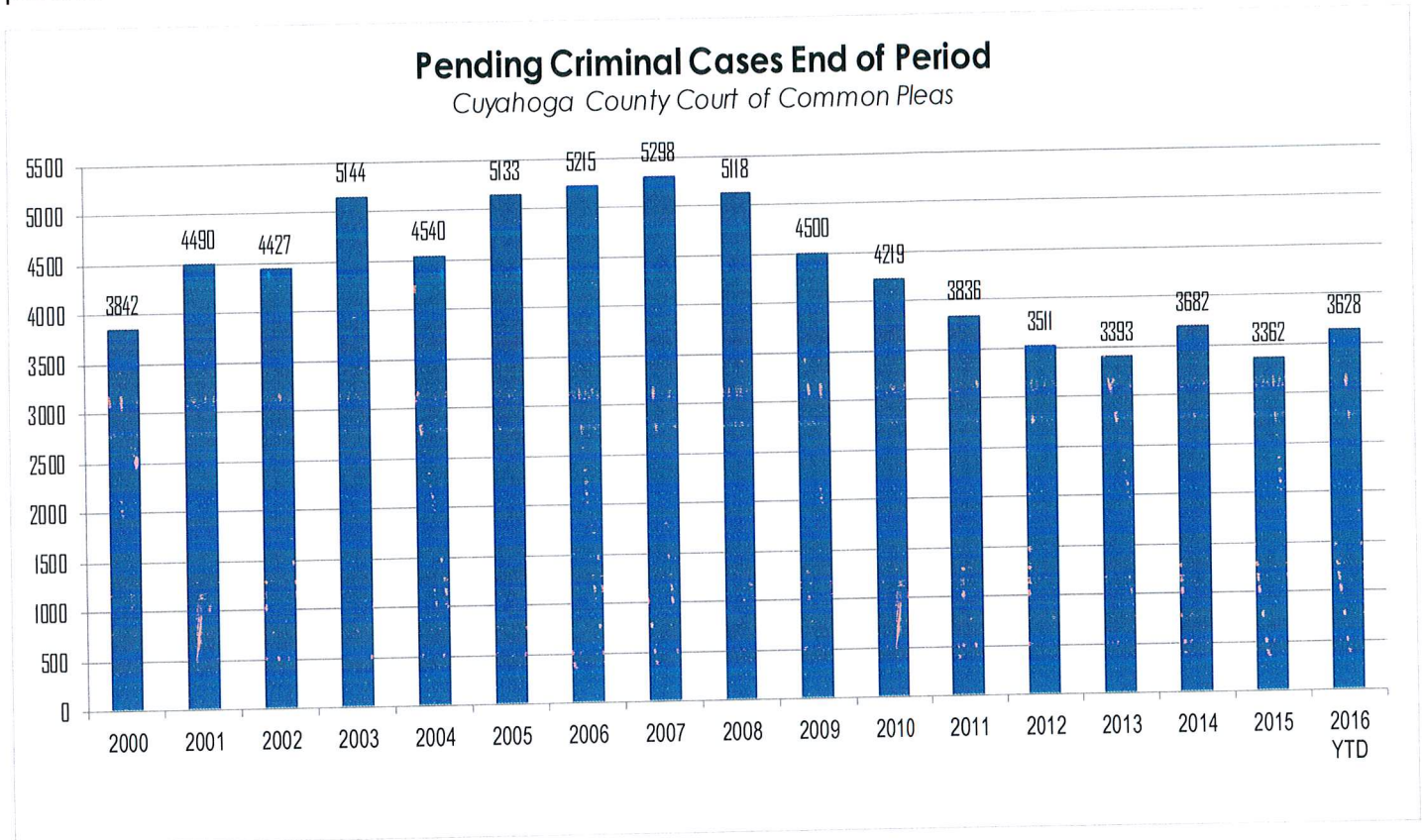
The following chart represents cases that have been terminated by the court from 2000 – October 2016. These cases have been terminated either by trial; plea, dismissal or a defendant is unavailable for trial or sentencing.



CUYAHOGA COUNTY COMMON PLEAS COURT

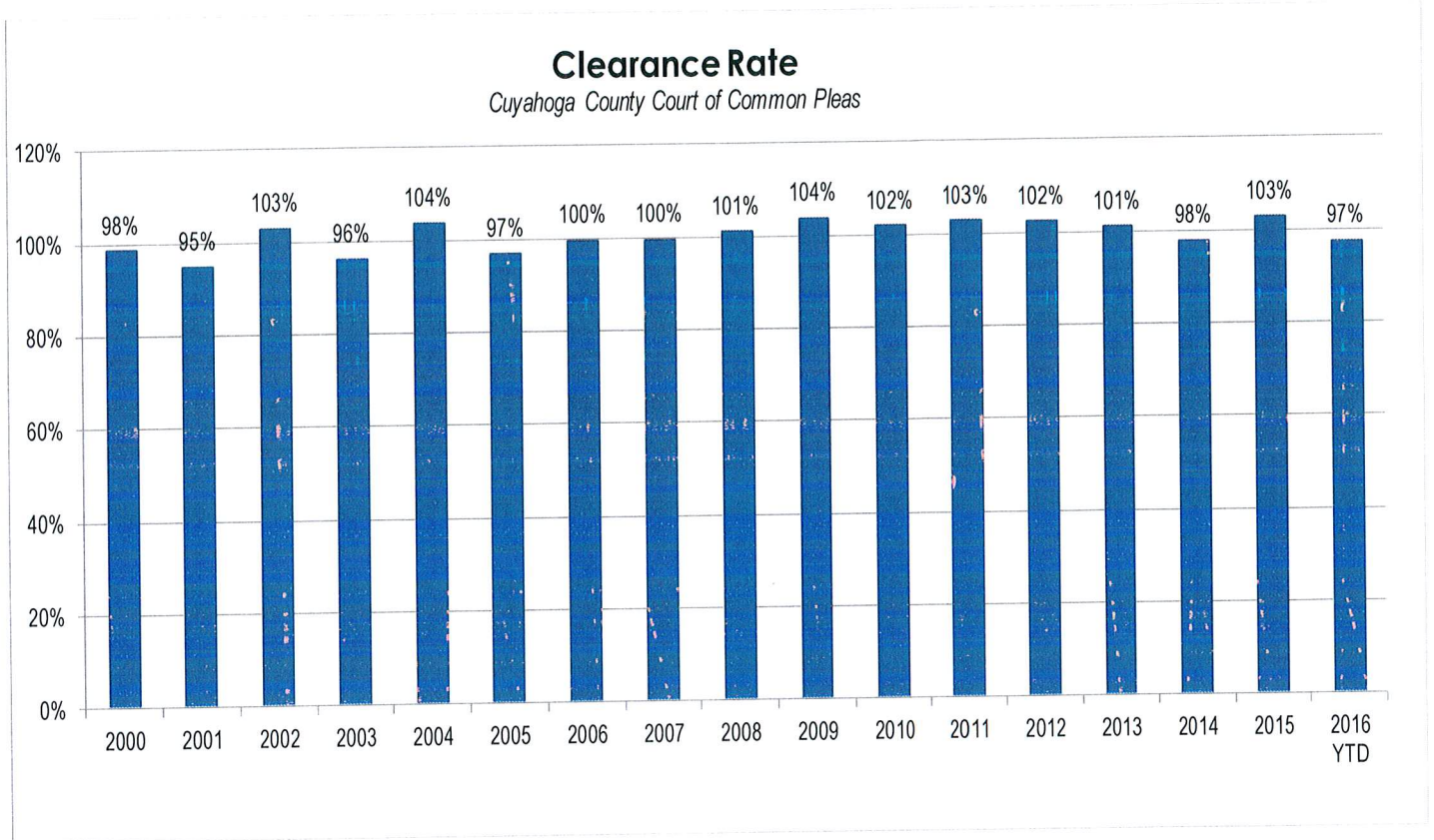
Pending Criminal Cases End of Period

The following chart represents the total number of cases pending at the end of the reporting period from 2000 – October 2016. Pending criminal cases at the end of the period is determined by adding the total number of pending cases at the beginning of the reporting period, and all newly filed, re-activated and transferred in cases. The total number of cases terminated in the period is subtracted from the sum total pending at the beginning of the period to give the value pending at the end of the period.



Clearance Rate

The Clearance Rate is the total number of outgoing cases as a percentage of the number of incoming cases. Clearance rate measures whether the court is keeping up with its incoming caseload. If cases are not disposed in a timely manner, a backlog of cases awaiting disposition will grow. A Clearance Rate of 100% indicates that at least as many cases have been filed, reopened, or reactivated in a period have been disposed.



Arrest to Disposition Timeline

Arrest to disposition timeline is a method to measure how felony cases flow through the Cuyahoga County Criminal Justice System. By capturing how long a case takes to move from stage to stage, we can examine where problems may exist and where potential improvements in case processing can be made.

The source data was extracted from the Cuyahoga County Court of Common Pleas Case Management System. The overall population of sample data was based on cases terminated in a given month excluding cases that have gone through diversion programs. A case is defined as a defendant and all charges involved in a single incident. The period for the extracted data is from October 2016.

The stages examined were:

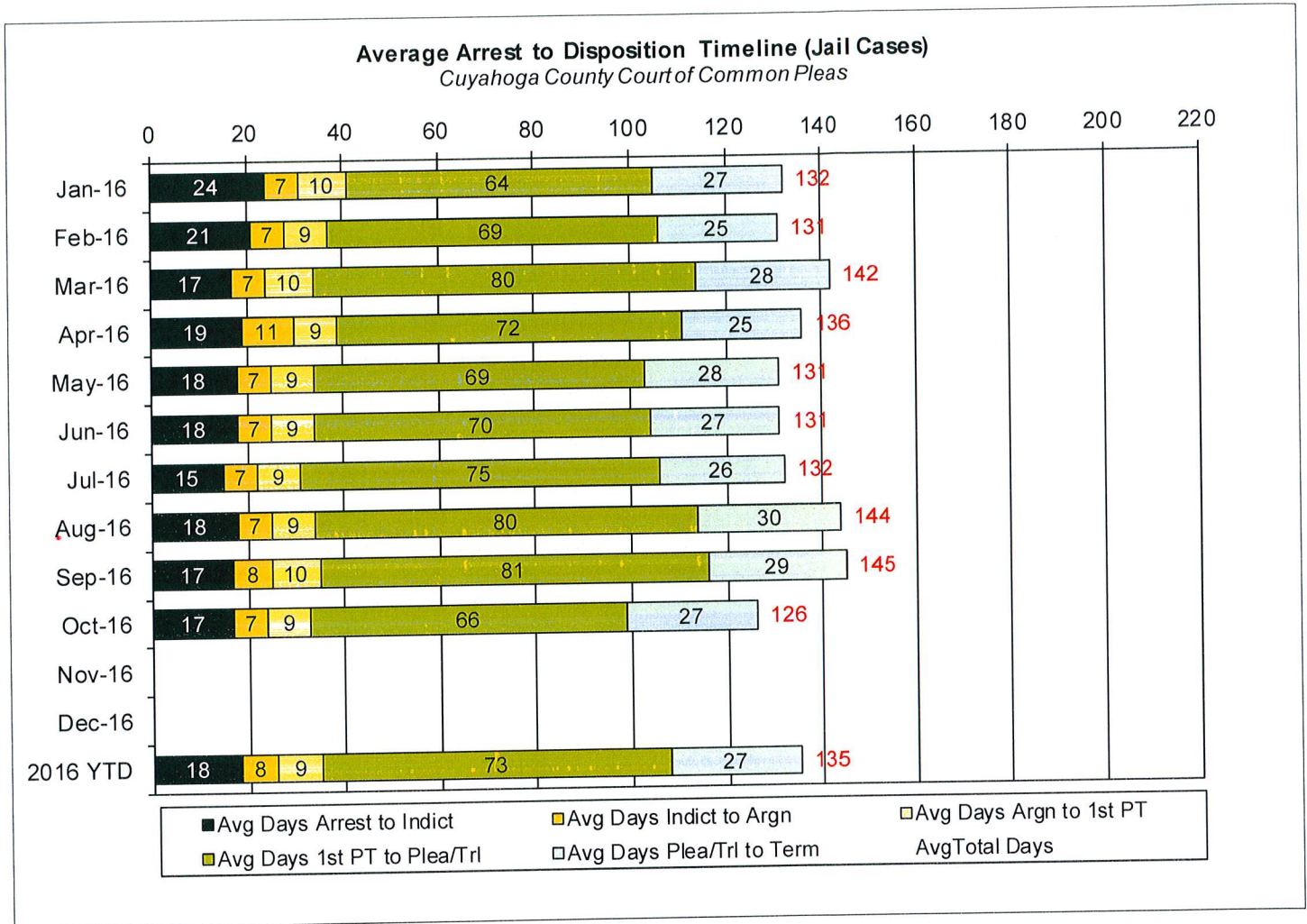
Arrest to Indictment
Indictment to Arraignment
Arraignment to 1st Pre-Trial
1st Pre-Trial to Plea/Trial
Plea/Trial to Termination

Due to the fact that each case may or may not have all of the stage date elements, a method to arrive at stage averages was applied. For a case to be included in the average for a stage there would need to be both dates for the given stage. A case would be included in the Arrest to Indictment stage if both arrest date and indictment date were available. This method was applied to each of the five stages. Next we calculated the total number of cases that met the date criteria for each of the ranges and also the total number of days between each date. To arrive at an average, the total number of days for each case in each range was calculated and divided by the total number of cases that met the date criteria. If a case had a time period or periods where the defendant was capiased or referred to the Psych Clinic, that amount of time was subtracted from the appropriate range. For re-indicted cases, the original arrest date is used.

The following three charts are for Jail, Non-Jail and combined Jail and Non-Jail cases. Jail and Non-Jail cases are defined by the posting of bond prior to plea or trial.

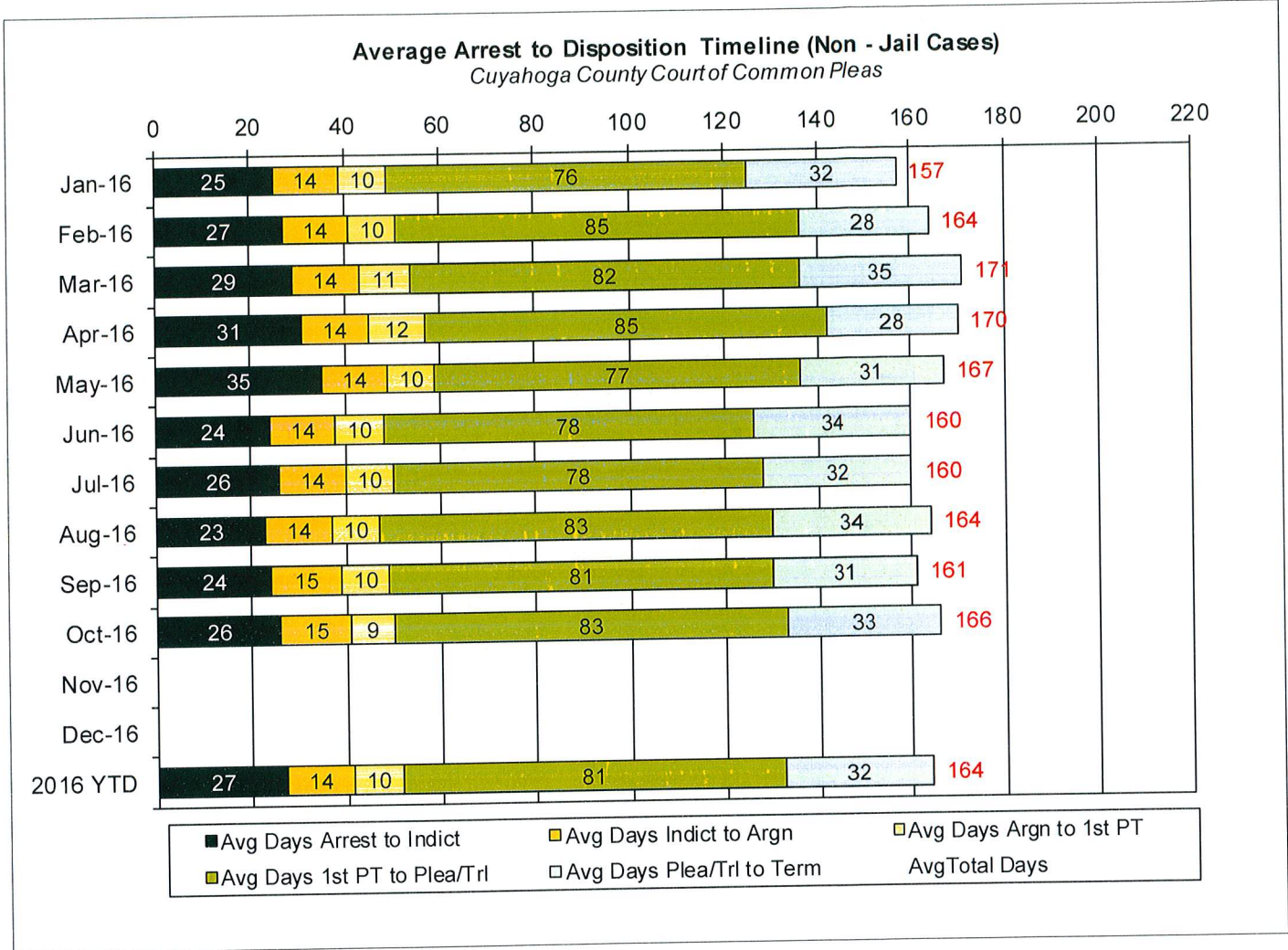
CUYAHOGA COUNTY COMMON PLEAS COURT

Average Arrest to Disposition Timeline (Jail Cases)



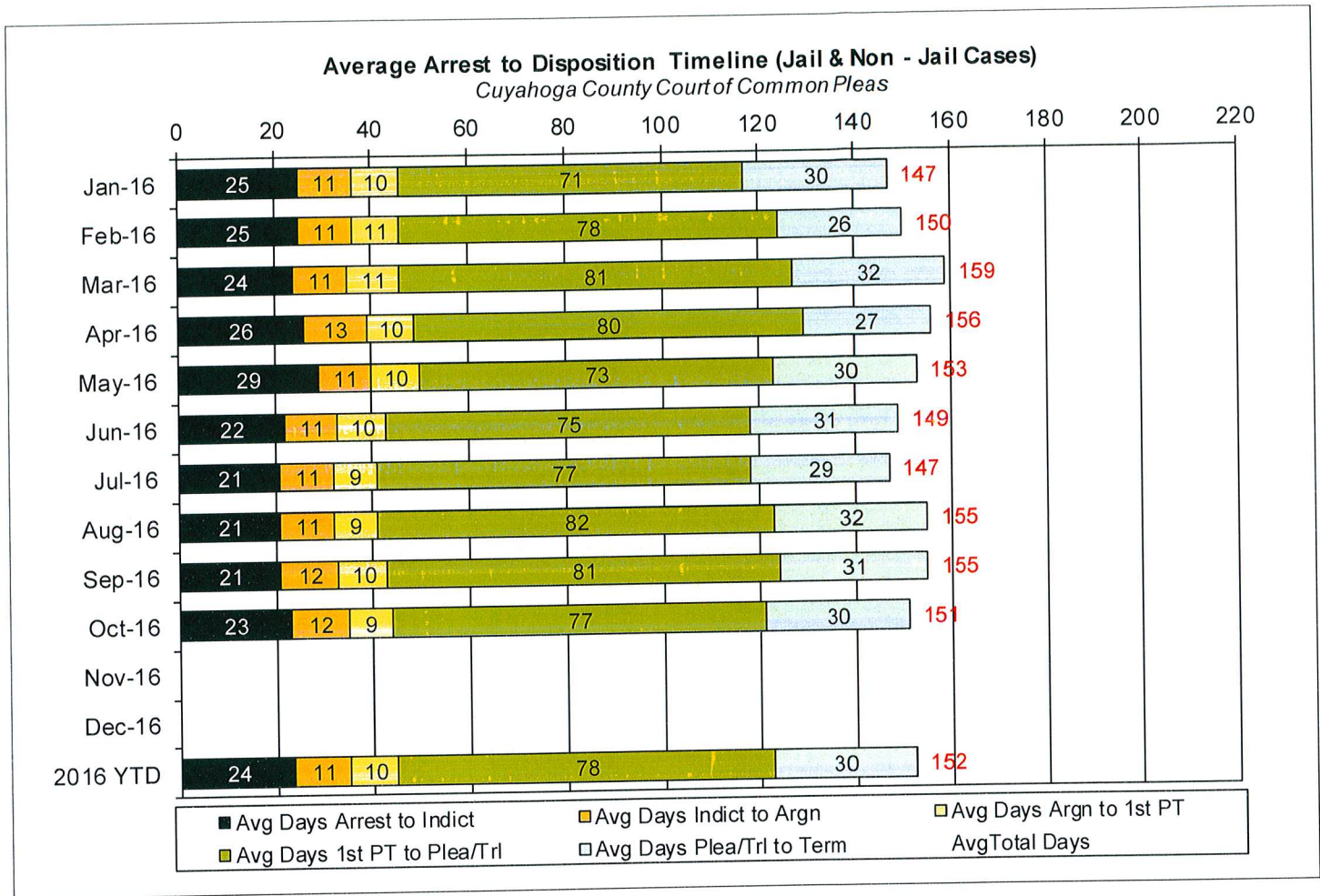
CUYAHOGA COUNTY COMMON PLEAS COURT

Average Arrest to Disposition Timeline (Non-Jail Cases)



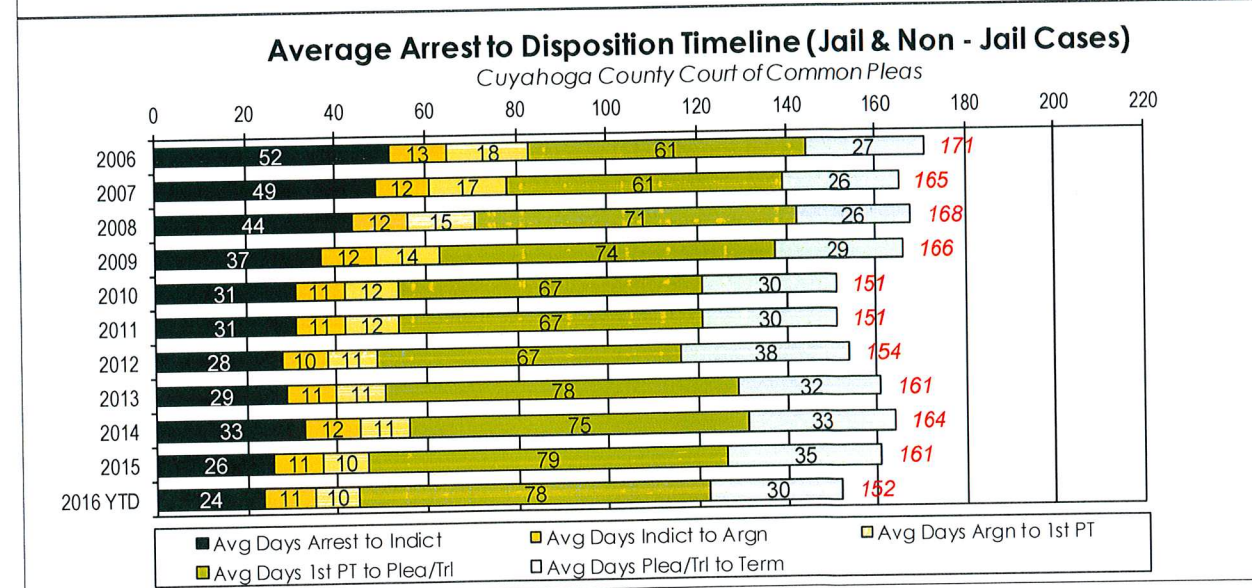
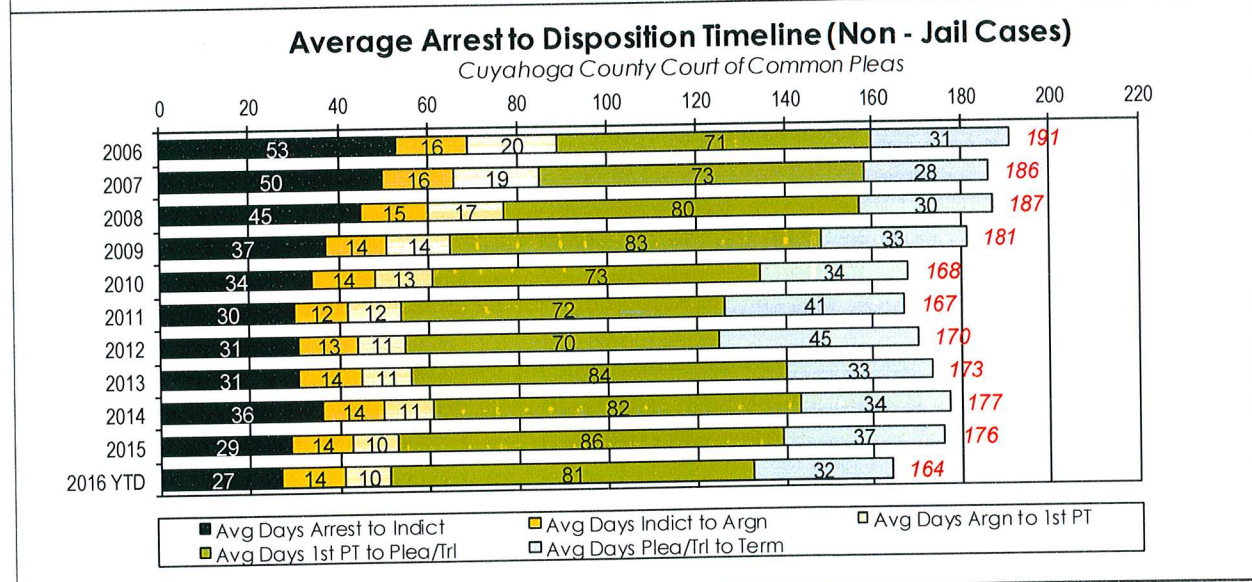
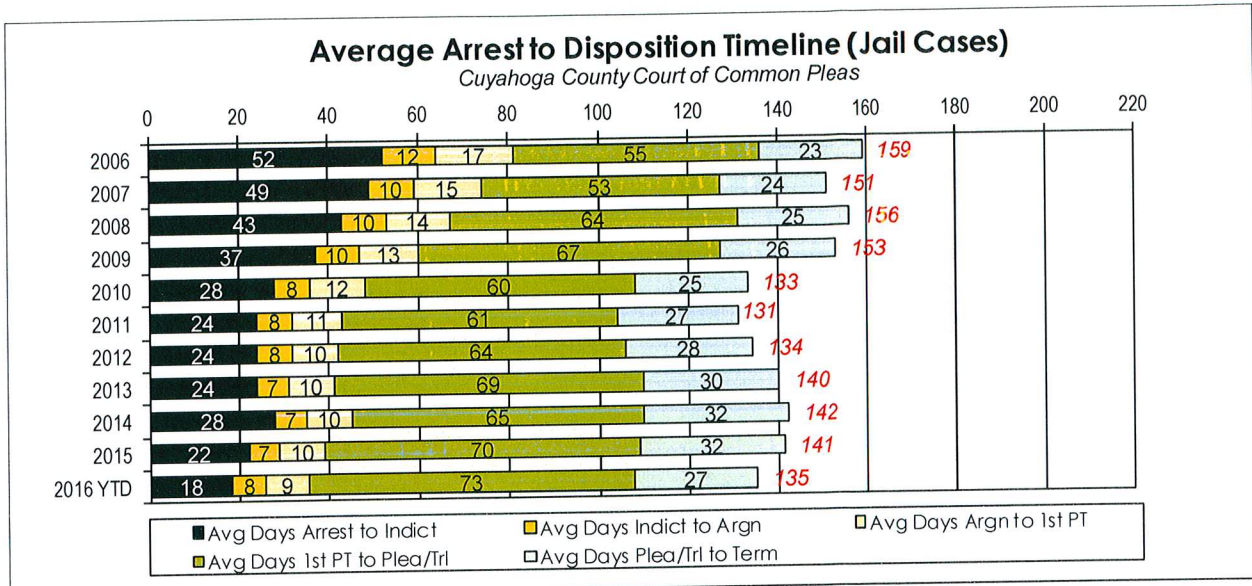
CUYAHOGA COUNTY COMMON PLEAS COURT

Average Arrest to Disposition Timeline (Jail and Non-Jail Cases)



CUYAHOGA COUNTY COMMON PLEAS COURT

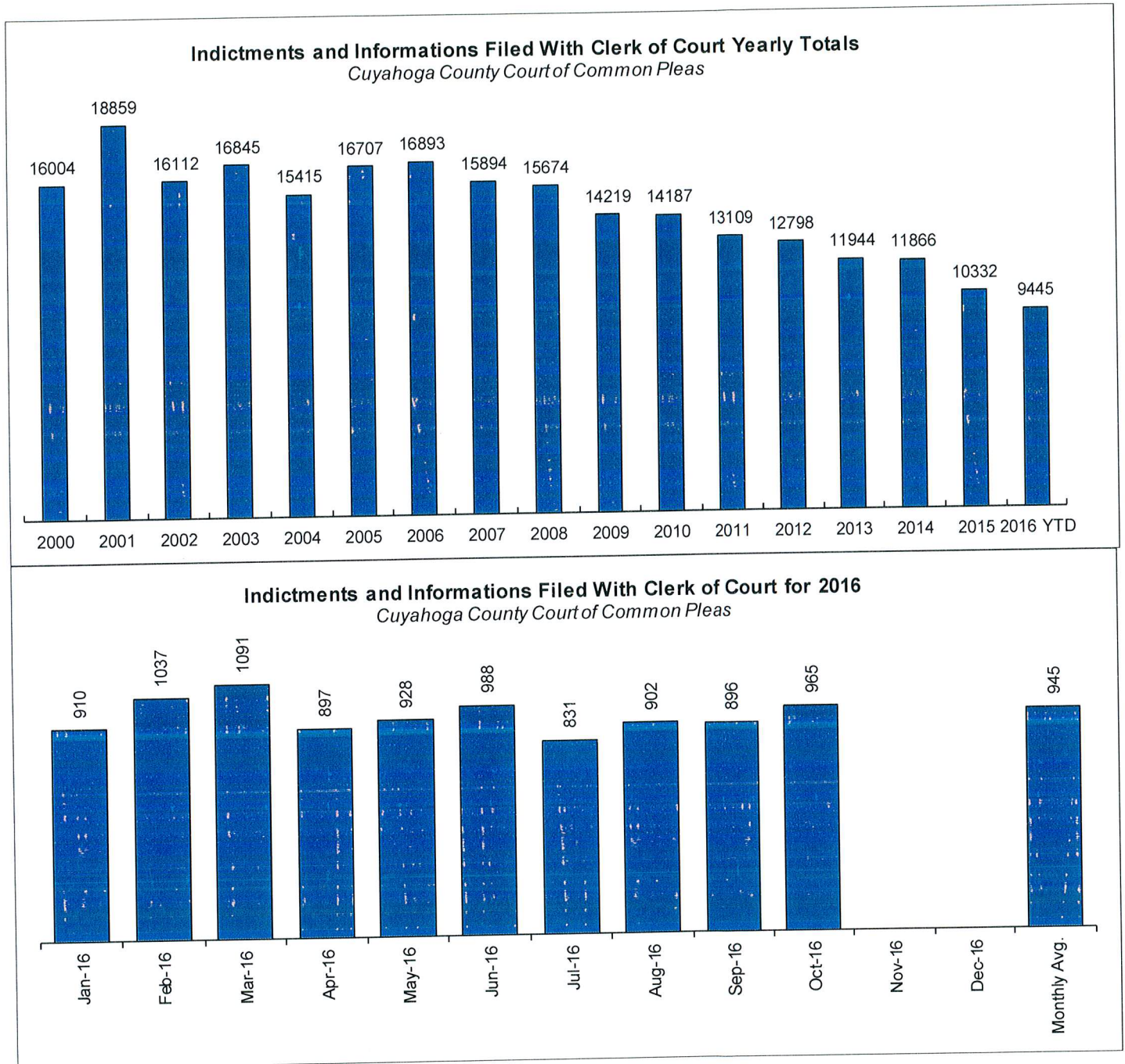
Yearly Average Arrest to Disposition Timeline



CUYAHOGA COUNTY COMMON PLEAS COURT

Indictments and Informations Filed With the Clerk of Courts

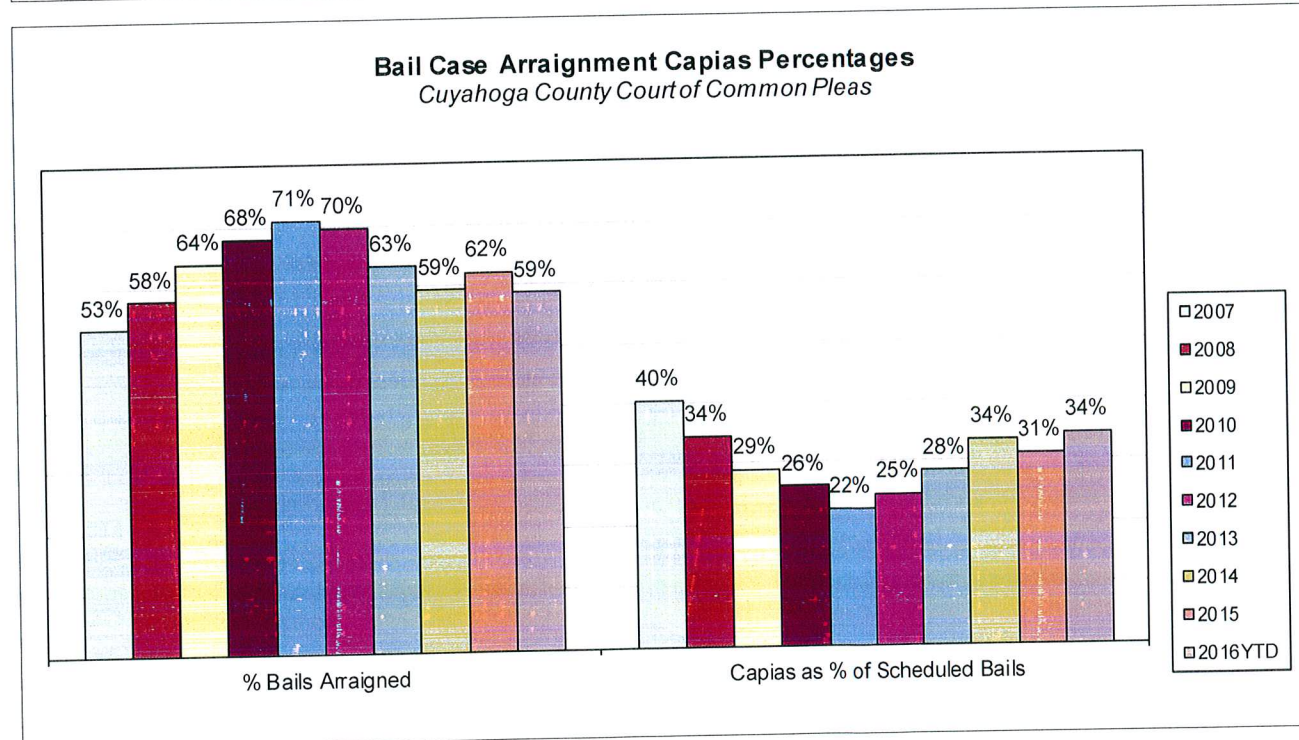
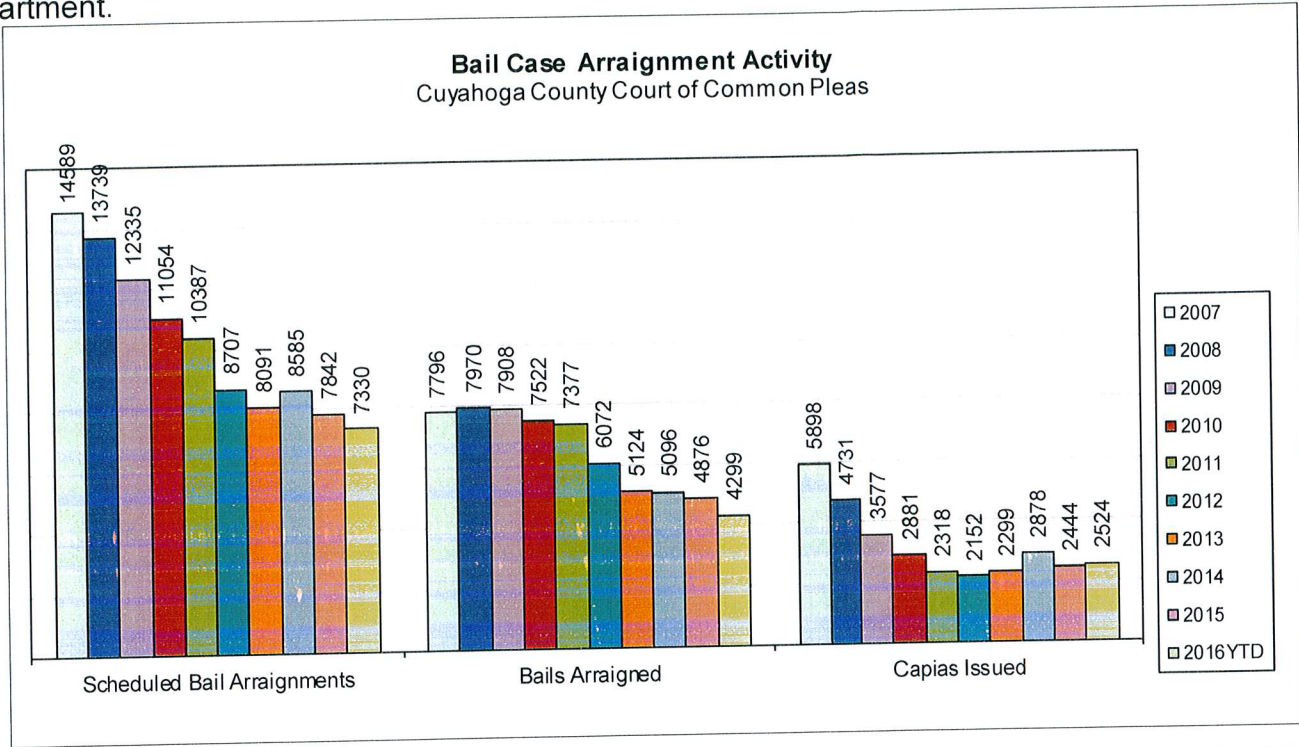
The following charts are reflective of Indictments and Informations filed with the Criminal Clerk of Courts from 2000. The source for this information was the Criminal Clerk's Office.



CUYAHOGA COUNTY COMMON PLEAS COURT

Bail Case Arraignment Activity

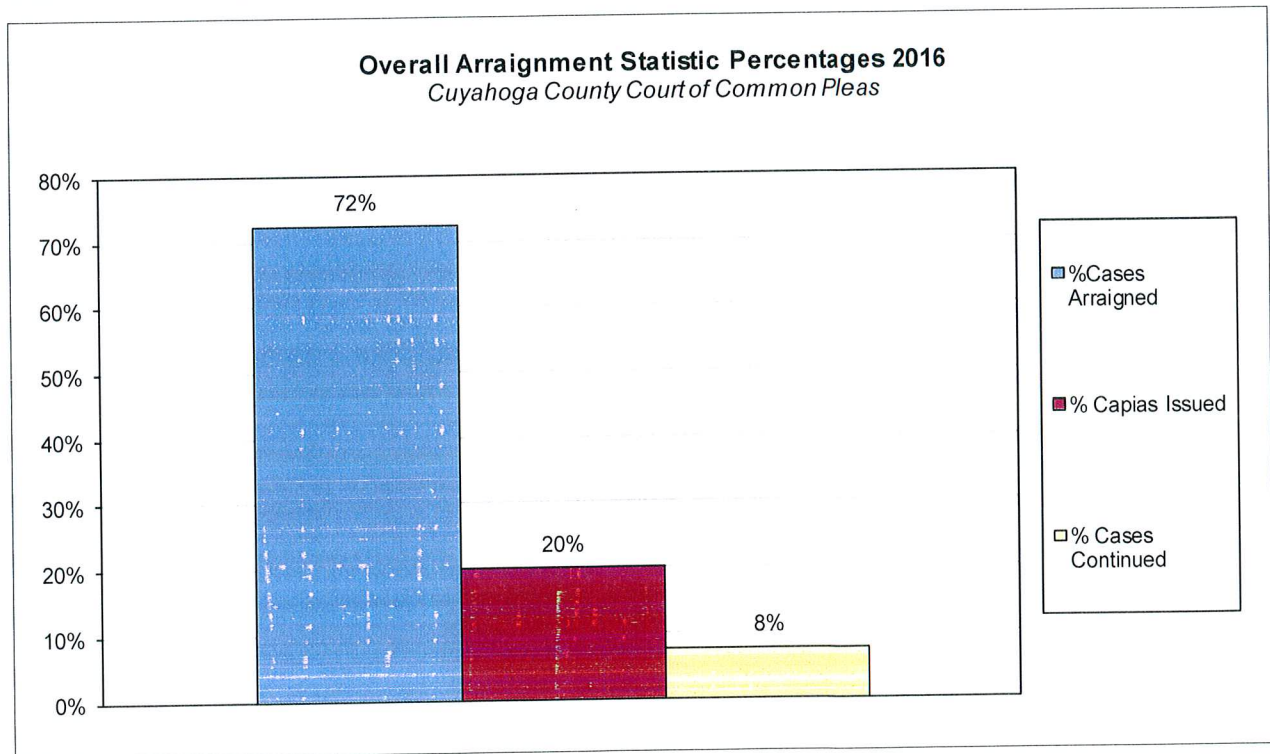
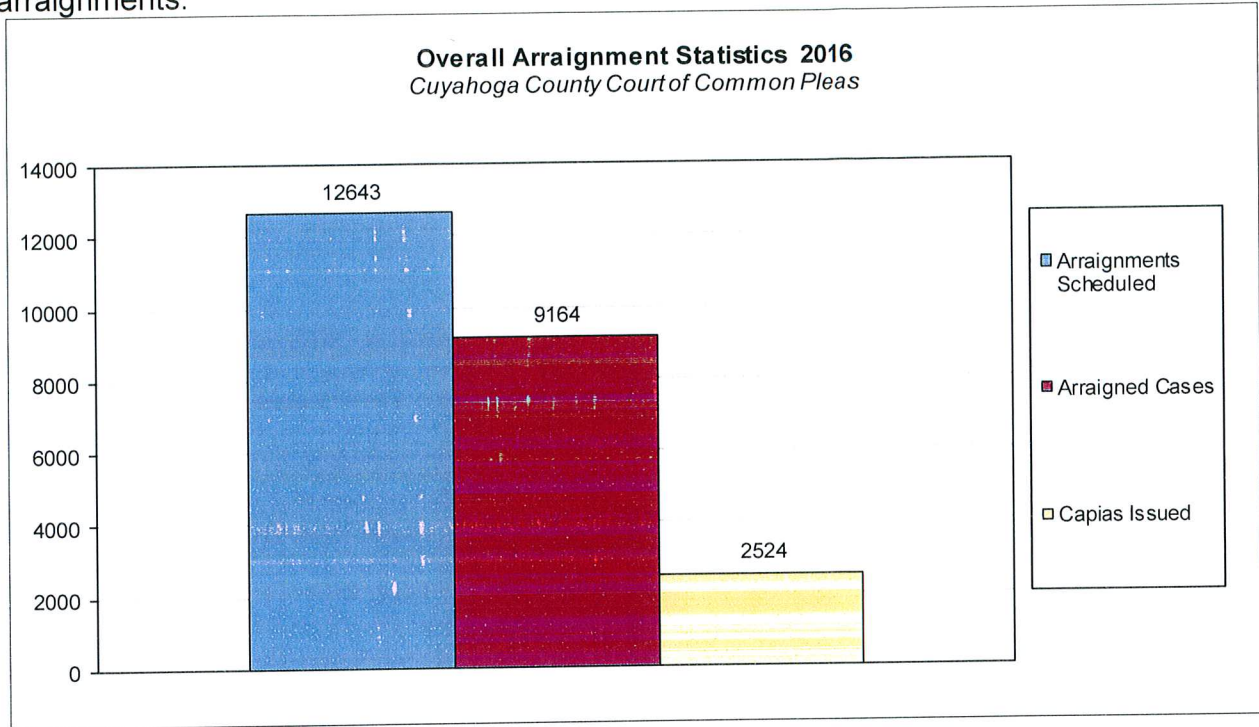
The following charts are reflective of arraignment activity where the defendant was not incarcerated at the time of arraignment. The source for this information was the Criminal Records Department.



CUYAHOGA COUNTY COMMON PLEAS COURT

Overall Arraignment Statistics

The arraignment statistics were provided by the Criminal Records Department. They are provided to give a representation of arraignment activity in the Court in 2016. These statistics include jail and non – jail arraignments.



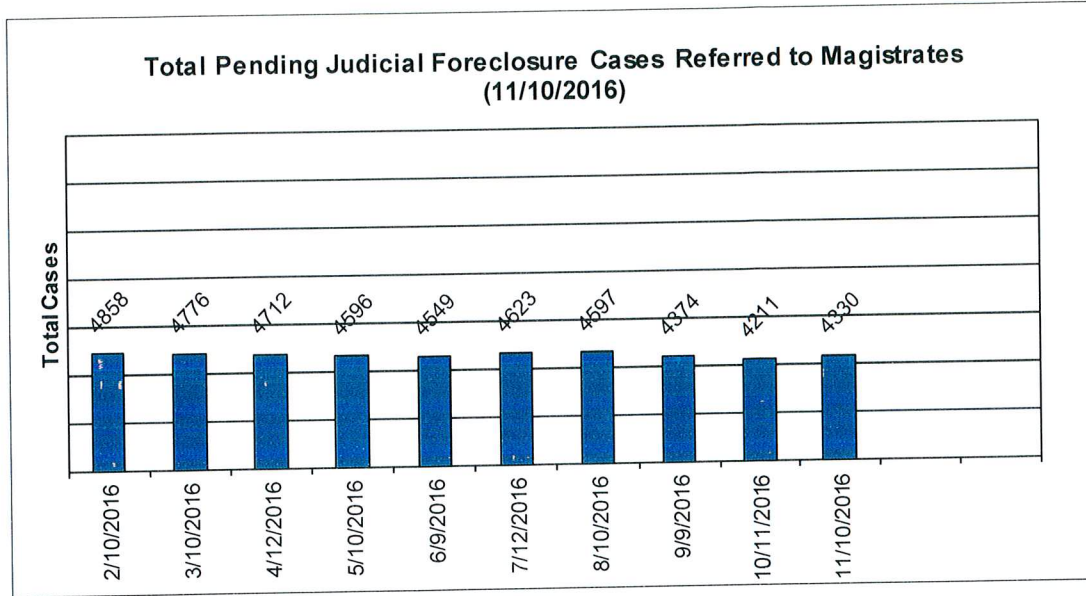
Judicial Foreclosure Statistics¹

¹ For clarification purposes, Foreclosure cases in this report are identified as Judicial Foreclosure filings (filing codes 1460 (Foreclosure Marsh. Of Lien), 1465(Tax Lien), 1466 (Tax Certificate), 1470 (Quiet Title), and 1480 (Partition)). These cases are different from Board of Revision Foreclosures, which are not reported here.

CUYAHOGA COUNTY COMMON PLEAS COURT

Total Pending Judicial Foreclosure Cases Referred to Magistrates

The following chart is a display of the total number of pending Judicial Foreclosure cases referred to the Magistrates on specific dates. The table below shows the number of these cases pending from each year since 2000.




	As of:	2/10/2016	3/10/2016	4/12/2016	5/10/2016	6/9/2016	7/12/2016	8/10/2016	9/9/2016	10/11/2016	11/10/2016		
Year													
2000		0	0	0	0	0	0	0	0	0	0		
2001		0	0	0	0	0	0	0	0	0	0		
2002		0	0	0	0	0	0	0	0	0	0		
2003		2	2	2	2	2	2	2	2	2	2		
2004		0	0	0	0	0	0	0	0	0	0		
2005		0	0	0	0	0	0	0	0	0	0		
2006		0	0	0	0	0	0	0	0	0	0		
2007		1	1	1	1	1	1	1	1	1	1		
2008		2	2	3	4	3	2	1	1	1	1		
2009		5	5	6	6	6	6	4	4	4	3		
2010		4	5	4	4	4	5	4	3	3	2		
2011		9	8	7	7	7	6	7	6	6	5		
2012		43	39	33	30	28	26	21	21	18	16		
2013		101	86	77	66	61	52	41	27	24	21		
2014		483	401	333	288	258	220	184	141	117	103		
2015		3343	2914	2444	2079	1735	1450	1217	975	801	686		
2016		865	1313	1802	2109	2444	2853	3115	3193	3234	3490		
Total		4858	4776	4712	4596	4549	4623	4597	4374	4211	4330		

CUYAHOGA COUNTY COMMON PLEAS COURT

Total Pending Tax Lien & Certificate Cases Referred to Magistrates

The following chart is a display of the number of pending tax Judicial Foreclosure cases referred to the Magistrates on specific dates. The table below shows the number of pending tax Judicial Foreclosure cases in each year since 2000.




	As of:	2/10/2016	3/10/2016	4/12/2016	5/10/2016	6/9/2016	7/12/2016	8/10/2016	9/9/2016	10/11/2016	11/10/2016		
Year													
2000		0	0	0	0	0	0	0	0	0	0		
2001		0	0	0	0	0	0	0	0	0	0		
2002		0	0	0	0	0	0	0	0	0	0		
2003		0	0	0	0	0	0	0	0	0	0		
2004		0	0	0	0	0	0	0	0	0	0		
2005		0	0	0	0	0	0	0	0	0	0		
2006		0	0	0	0	0	0	0	0	0	0		
2007		0	0	0	0	0	0	0	0	0	0		
2008		0	0	0	1	1	0	0	0	0	0		
2009		0	0	0	0	0	0	0	0	0	0		
2010		0	0	0	0	1	1	2	1	1	0		
2011		0	0	1	1	1	1	1	1	1	1		
2012		4	3	3	3	2	2	2	2	1	1		
2013		19	17	15	10	11	9	7	5	3	3		
2014		104	91	78	63	57	52	45	34	29	25		
2015		928	821	697	611	529	427	360	281	218	187		
2016		360	379	434	451	518	684	760	722	745	814		
Total		1415	1311	1228	1140	1120	1176	1177	1046	998	1031		

CUYAHOGA COUNTY COMMON PLEAS COURT

Percentage of Pending Judicial Foreclosure Cases By Filing Year

The following chart is a representation of the total number of pending Judicial Foreclosure cases by filing year expressed as a percentage on a specific date. The table below is the supporting data for this chart.

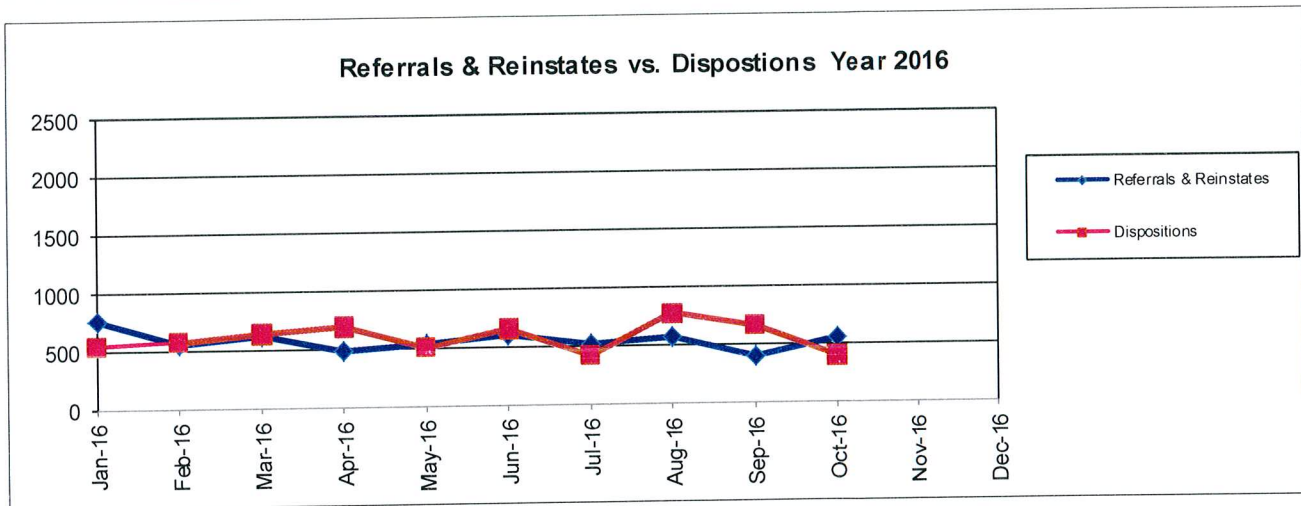
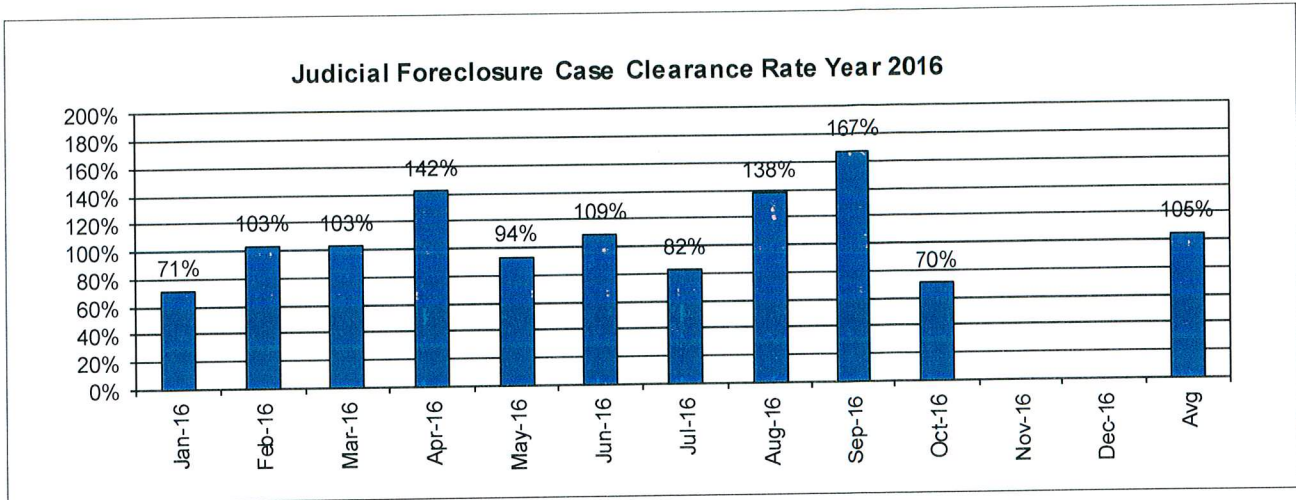


Year	As of:	11/10/2016	% of Total
2000		0	0.00%
2001		0	0.00%
2002		0	0.00%
2003		2	0.05%
2004		0	0.00%
2005		0	0.00%
2006		0	0.00%
2007		1	0.02%
2008		1	0.02%
2009		3	0.07%
2010		2	0.05%
2011		5	0.12%
2012		16	0.37%
2013		21	0.48%
2014		103	2.38%
2015		686	15.84%
2016		3490	80.60%

CUYAHOGA COUNTY COMMON PLEAS COURT

Judicial Foreclosure Clearance Rate Year 2016

The Clearance Rate is the number of outgoing cases as a percentage of the number of incoming cases. Clearance rate measures whether the court is keeping up with its incoming caseload. If cases are not disposed in a timely manner, a backlog of cases awaiting disposition will grow. A Clearance Rate of 100% indicates that at least as many cases as have been filed, reopened, or reactivated in a period have been disposed.

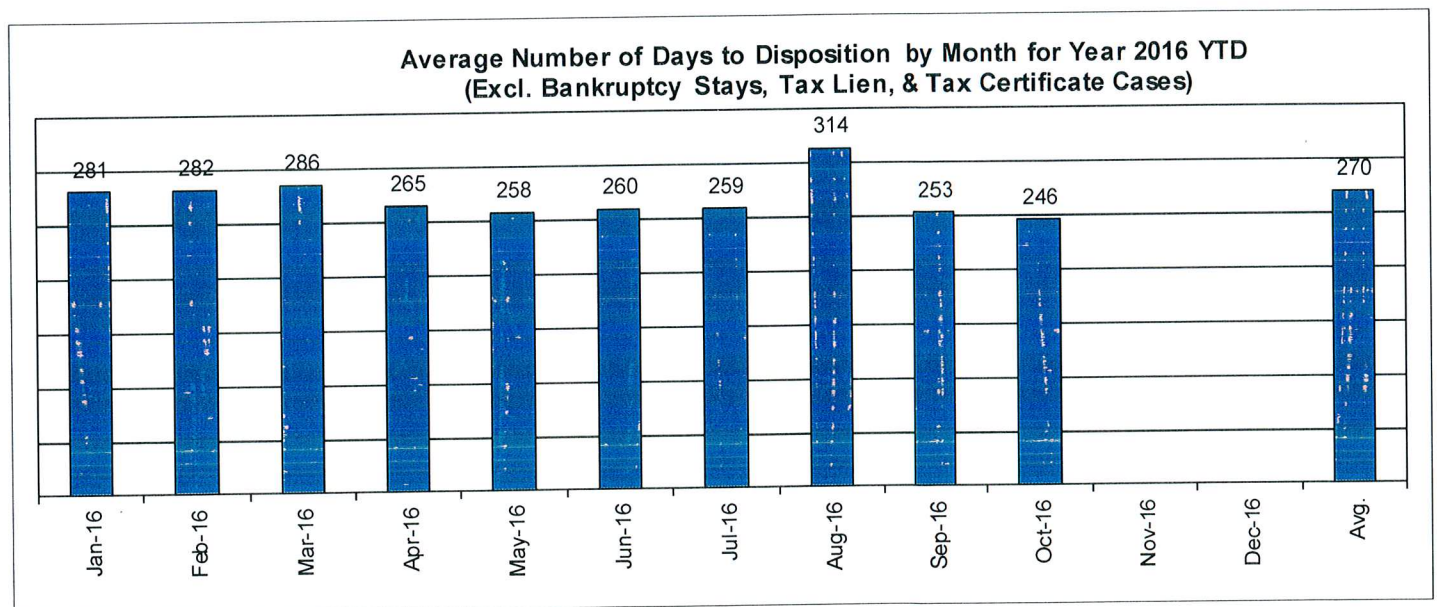
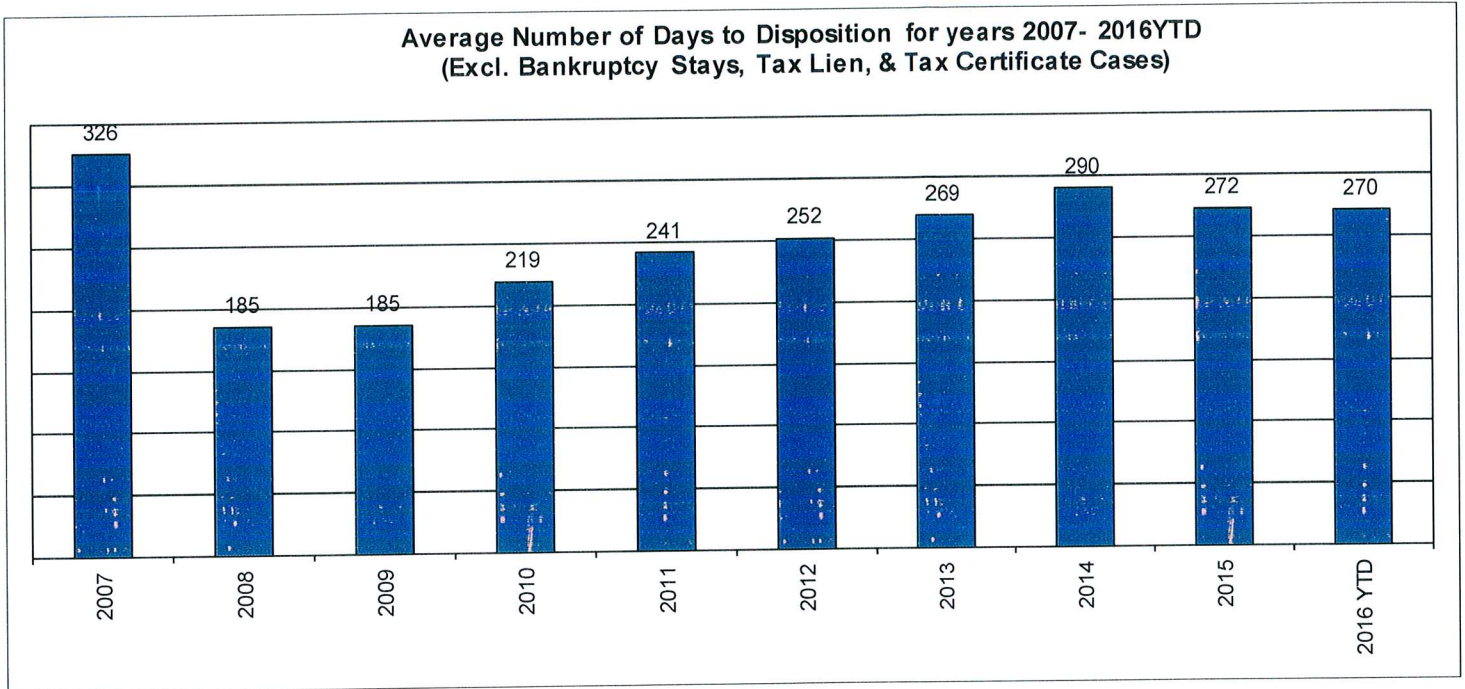


	Referrals & Reinstates	Dispositions	Clearance Rate
Jan-16	757	540	71%
Feb-16	559	576	103%
Mar-16	624	641	103%
Apr-16	488	691	142%
May-16	543	508	94%
Jun-16	602	655	109%
Jul-16	511	421	82%
Aug-16	562	774	138%
Sep-16	395	661	167%
Oct-16	559	394	70%
Nov-16			
Dec-16			
Avg	560	586	105%
Total	5600	5861	

CUYAHOGA COUNTY COMMON PLEAS COURT

Avg. Number of Days to Disp. (Excl. Bank. Stays & Tax Lien & Tax Cert.)

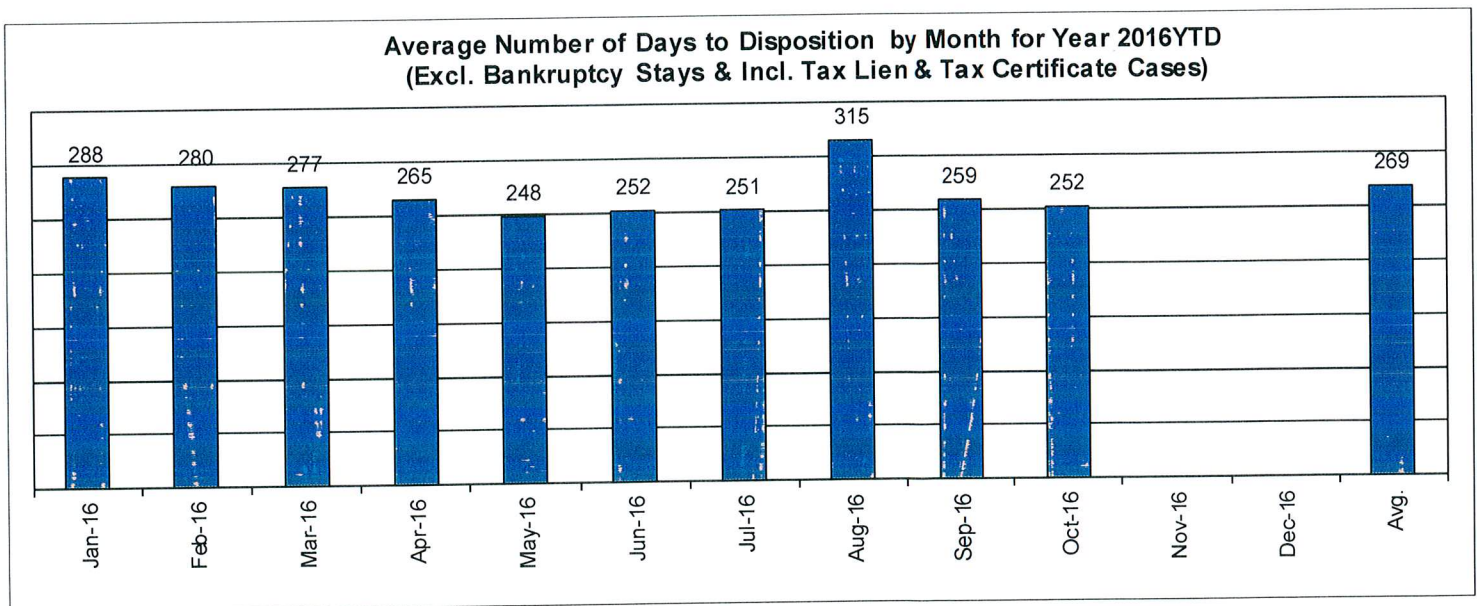
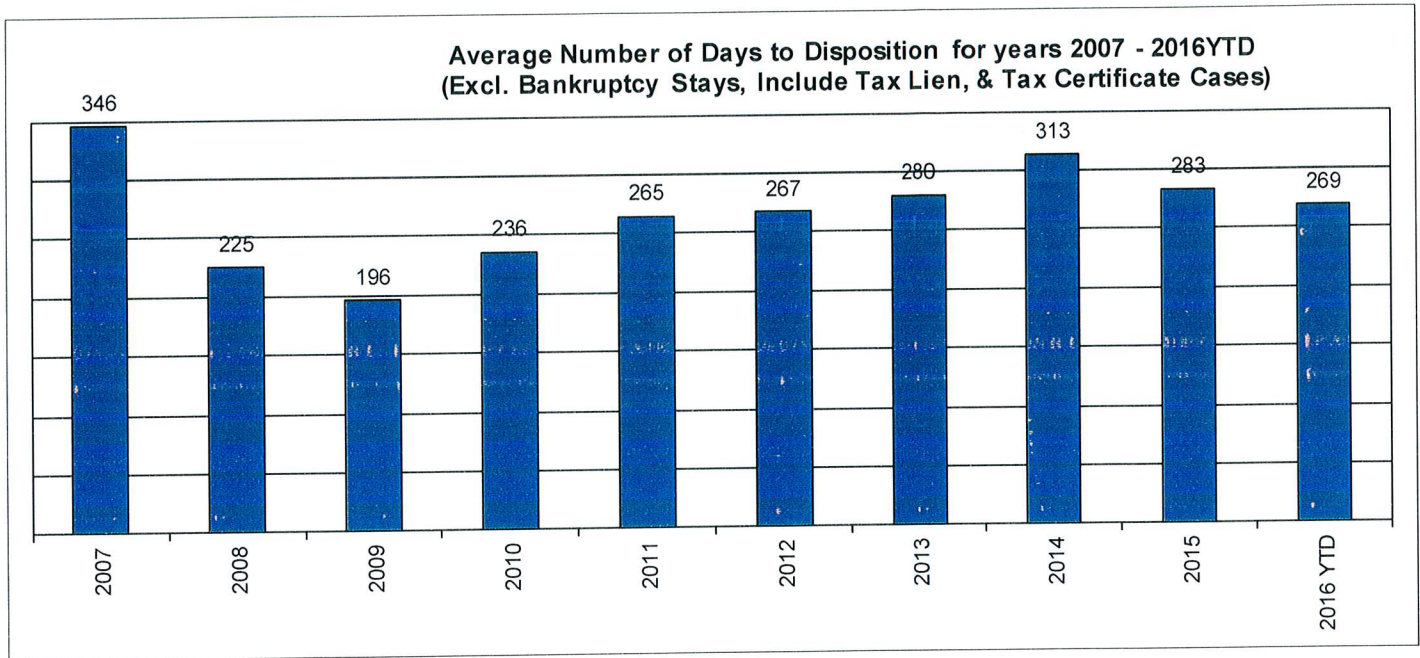
The average number of days to disposition is the number of days from filing to a final disposition entry being filed with the Clerk of Court. The data sample is based on all judicial foreclosure cases terminated by decree or dismissal (cases terminated by bankruptcy are not included) in a month. Each case is examined to determine the number of days between filing and termination with the periods that a case may have been in bankruptcy subtracted. Adding the total days of all of the cases minus bankruptcy periods and dividing by the total number of cases calculates the average. In the following chart, tax judicial foreclosure cases are excluded.



CUYAHOGA COUNTY COMMON PLEAS COURT

Avg. Number of Days to Disp. (Excl. Bank. Stays & Incl. Tax Lien & Tax Cert.)

The average number of days to disposition is the number of days from filing to a final disposition entry being filed with the Clerk of Court. The data sample is based on all Judicial Foreclosure cases terminated by decree or dismissal (cases terminated by bankruptcy are not included) in a month. Each case is examined to determine the number of days between filing and termination with the periods that a case may have been in bankruptcy subtracted. Adding the total days of all of the cases minus bankruptcy periods and dividing by the total number of cases calculates the average. In the following chart, all types of Judicial Foreclosure cases are included.

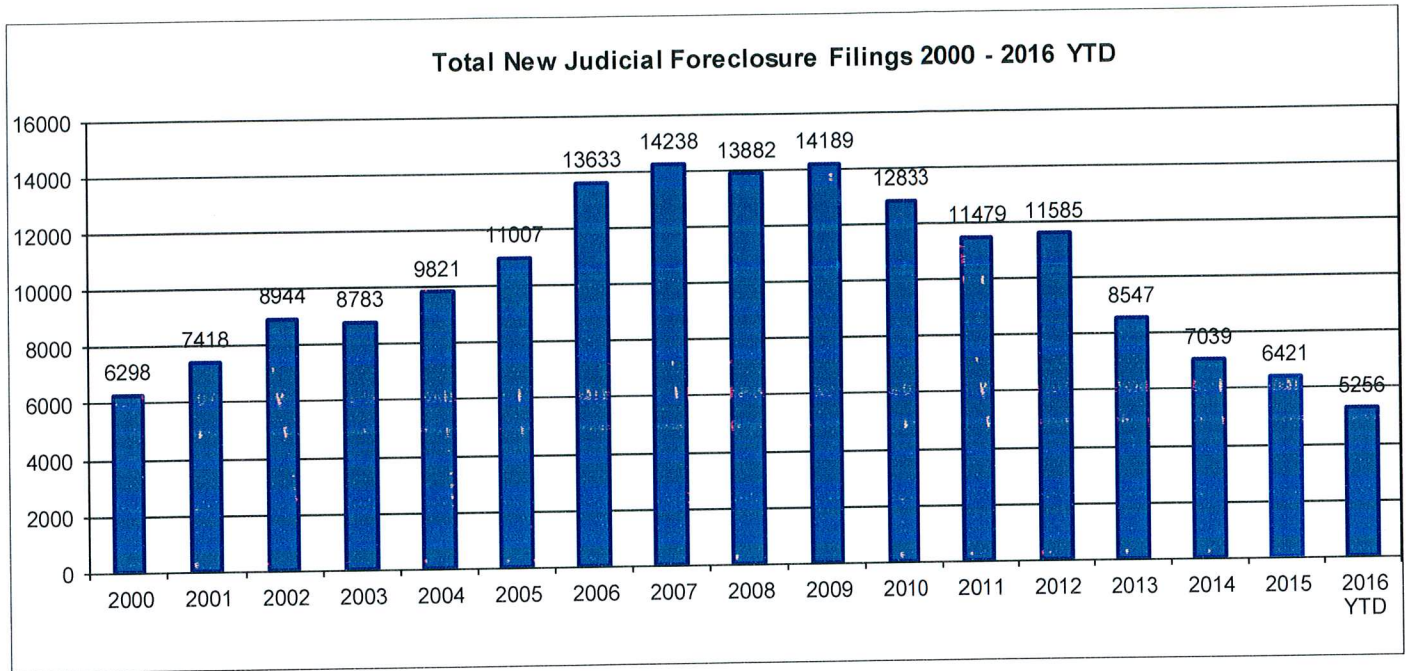


CUYAHOGA COUNTY COMMON PLEAS COURT

Total New Judicial Foreclosure Filings

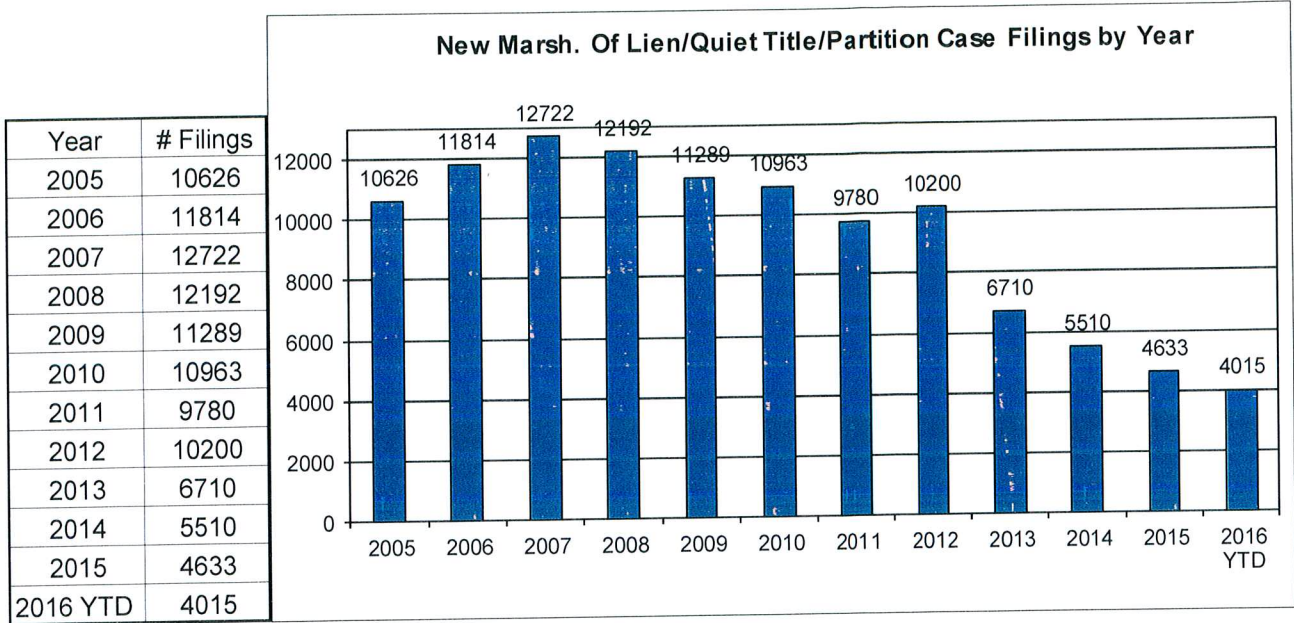
The following charts are provided as a historical view of new judicial foreclosure filings.

1. Total New Judicial Foreclosure Filings from 2000 – 2016 by year
2. Total New Marsh of Lien/Quiet Title/Partition Filings from 2005 – 2016 by month
3. Total New Tax Lien & Tax Certificate Filings for 2005 – 2016 by month
4. Total New Judicial Foreclosure Filings from 2005 – 2016 by month

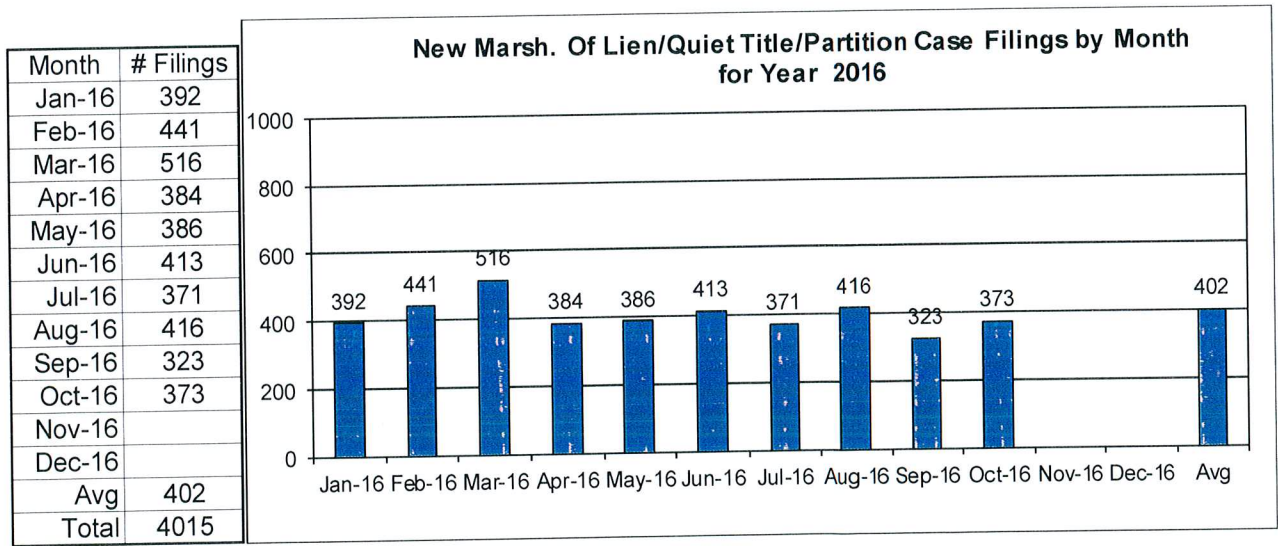


CUYAHOGA COUNTY COMMON PLEAS COURT

New Marsh of Lien/Quiet Title/Partition Case Filings for Years 2005 – 2016 YTD



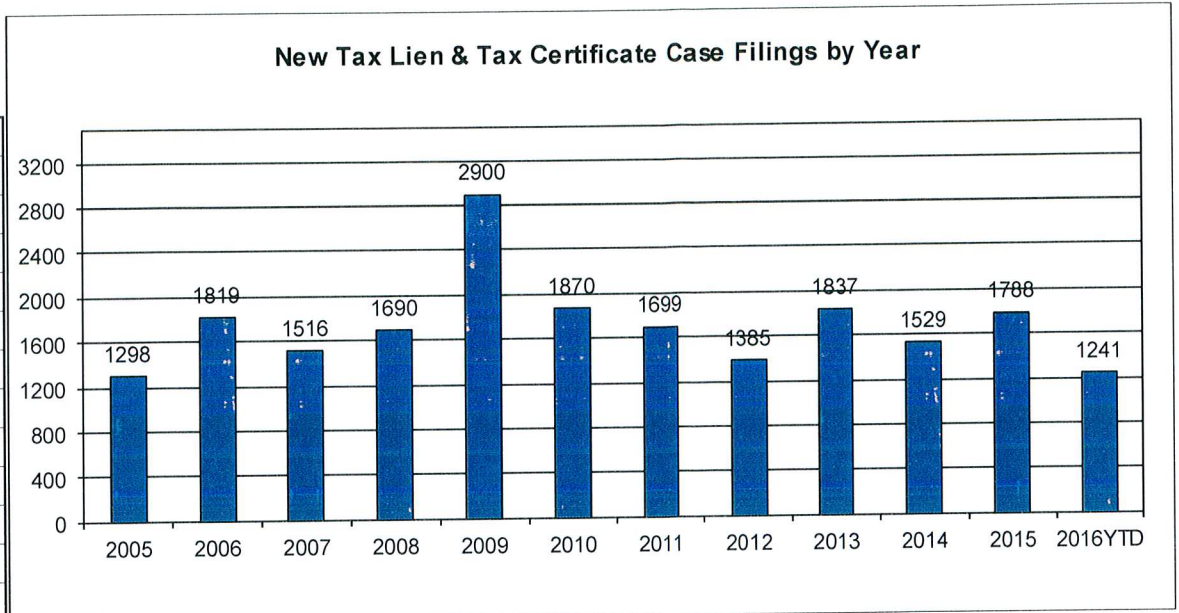
New Marsh of Lien/Quiet Title/Partition Case Filings by month for 2016 YTD



CUYAHOGA COUNTY COMMON PLEAS COURT

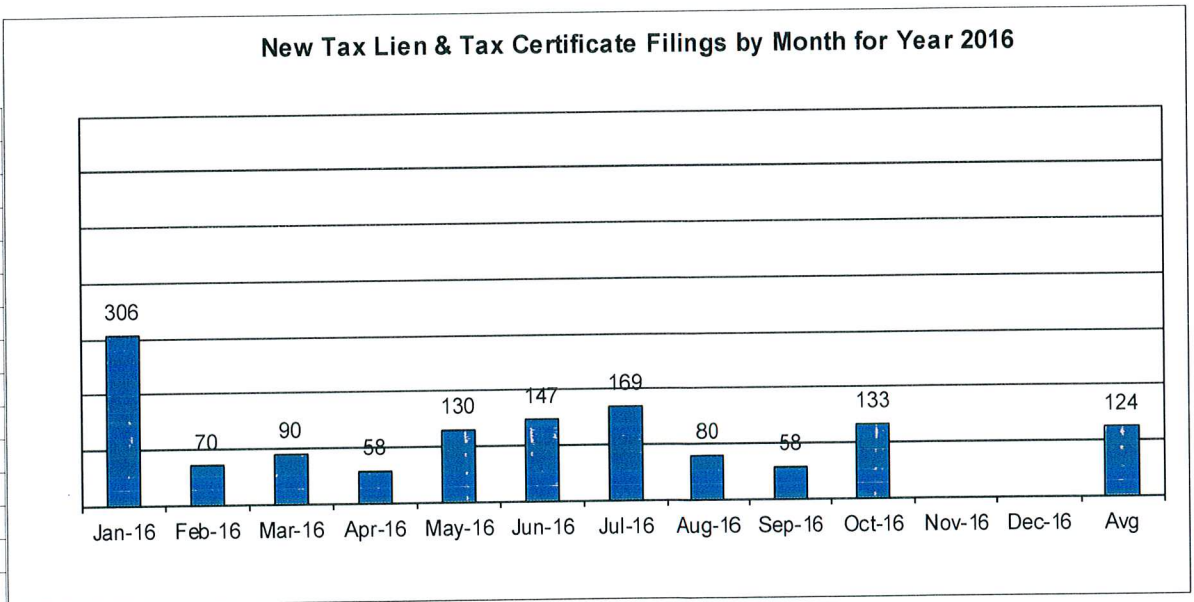
New Tax Lien & Certificate Filings for Years 2005 – 2016 YTD

Year	# Filings
2005	1298
2006	1819
2007	1516
2008	1690
2009	2900
2010	1870
2011	1699
2012	1385
2013	1837
2014	1529
2015	1788
2016YTD	1241



New Tax Lien & Certificate Filings by Month for Year 2016 YTD

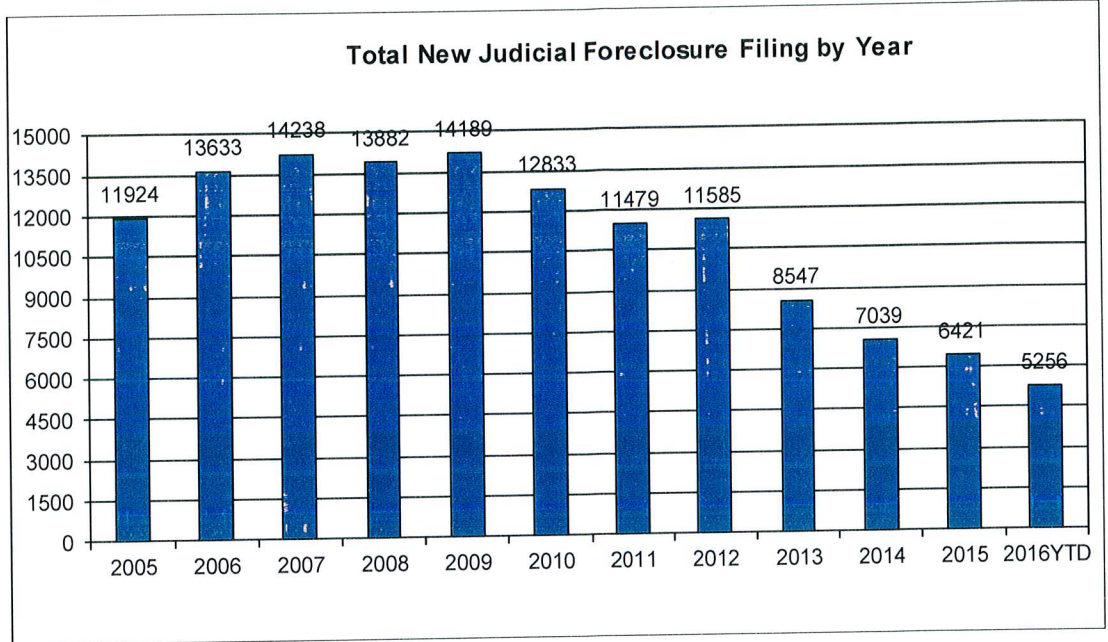
Month	# Filings
Jan-16	306
Feb-16	70
Mar-16	90
Apr-16	58
May-16	130
Jun-16	147
Jul-16	169
Aug-16	80
Sep-16	58
Oct-16	133
Nov-16	
Dec-16	
Avg	124
Total	1241



CUYAHOGA COUNTY COMMON PLEAS COURT

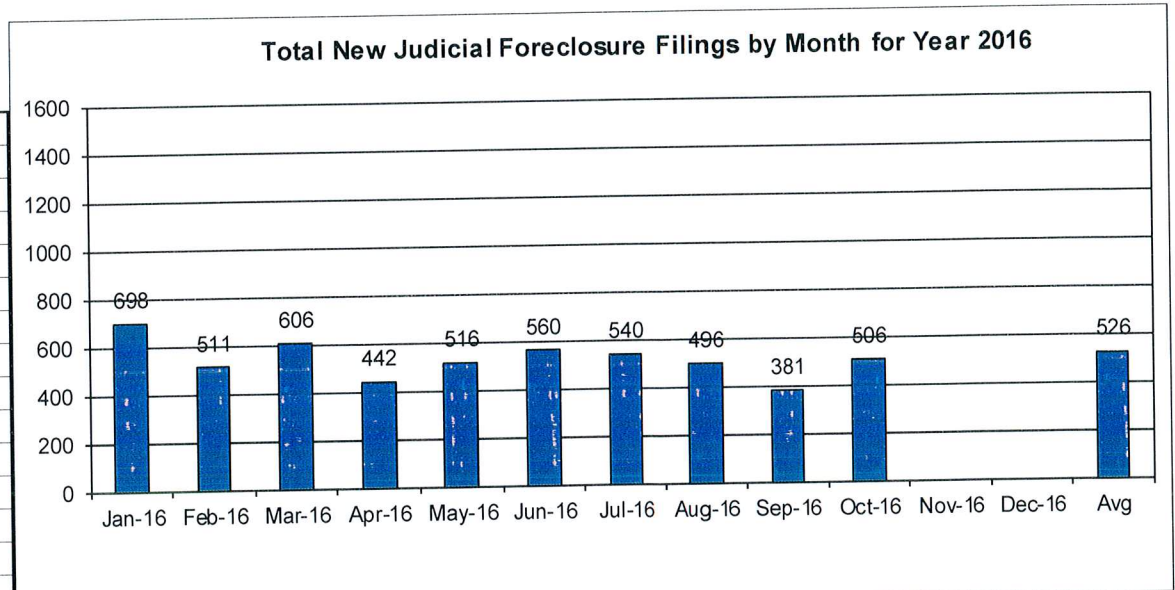
Total New Judicial Foreclosure Filings Years 2005 – 2016 YTD

Year	# Filings
2005	11924
2006	13633
2007	14238
2008	13882
2009	14189
2010	12833
2011	11479
2012	11585
2013	8547
2014	7039
2015	6421
2016 YTD	5256



Total New Judicial Foreclosure Filings by Month for Year 2016 YTD

Month	# Filings
Jan-16	698
Feb-16	511
Mar-16	606
Apr-16	442
May-16	516
Jun-16	560
Jul-16	540
Aug-16	496
Sep-16	381
Oct-16	506
Nov-16	
Dec-16	
Avg	526
Total	5256



Magistrate's Monthly Reports

The Magistrates' Monthly Report consists of 5 reports. Below is a description of each.

Magistrate's Monthly Supplemental Journal Entry Report (R415)

Retrieves total number of supplemental entries and Decrees of Confirmation of Sheriff's sale created during a specific period. A supplemental entry is any journal created by a magistrate, which does not close out a case. For example, any magistrate's order (MG) setting a hearing, any journal entry (JE) ruling on a motion, journals confirming Sheriff's sales, etc.).

Magistrate's Full Disposition Count by Magistrate Report (R413)

Retrieves total number of cases disposed of during a specific period. The dispositions are grouped by Magistrate and then broken down by the type of disposition (i. e. Default, Dismissed with Prejudice, Dismissed without Prejudice, etc.) This report can be printed three different ways. Including tax cases (Full Dispositions), excluding tax cases (Non-Tax Dispositions), and Tax cases only (Tax Dispositions).

Magistrate's Monthly Cases Referred/Reinstated Report (R418)

Retrieves newly filed cases referred to the Magistrates Dept. and cases previously disposed by the Magistrates Dept. that are reinstated and re-referred to the magistrates. The cases are separated by Tax (filing code 1465; Tax Judicial Foreclosure & 1466; Tax Certificate Judicial Foreclosure) and Non-Tax (1460; Judicial Foreclosure Marsh. Of Lien, 1480; Partition, 1470; Quiet Title, misc. (i. e. 1391; Contract Other, etc.).

Magistrate's Monthly Hearing Totals Report (R3146)

Retrieves total number of hearings held during one month. The hearings are grouped by Magistrate and then broken down by what type hearing was held (i. e. Default, Pretrial, etc.).

Magistrate's Monthly Case Load Report (R3147)

Retrieves individual caseload totals for individual magistrates during a specific period. The cases are grouped by magistrate and then broken down by case type (i. e. tax judicial foreclosure, tax certificate judicial foreclosure and non-tax judicial foreclosure).

CUYAHOGA COUNTY COURT OF COMMON PLEAS

DATE: 11/10/2016
TIME: 10:26 AM

OFFICE OF THE MAGISTRATES
MAGISTRATE'S MONTHLY SUPPLEMENTALS BY CASE
REPORTING PERIOD: OCTOBER 2016

PAGE: 1
CMSR415D

SUPPLEMENTALS

AUGUSTYN	167
BAKER	261
BUCHA	210
DAY	251
DYKE	263
GAUNTNER	0
GONZALEZ	285
HIPPLEY	170
JACKSON A	305
JACKSON J	201
KLEIN	222
LUCAS	235
VOZAR	174
WEISS	299
UNACCOUNTED FOR	0

TOTAL 3043

CONFIRMATIONS

TOTAL 8

CUYAHOGA COUNTY COURT OF COMMON PLEAS

OFFICE OF THE MAGISTRATES

Full Disposition Count by Magistrate

REPORTING PERIOD: FROM 10/01/2016 TO 10/31/2016

DATE: 11/10/2016

TIME: 10:27 AM

PAGE: 1

CMSR413

MagID	Dispose Type	Tax Cert.	Tax Treas.	Total
KCA	Bank	0	0	1
	Def	0	0	4
	Dism	0	1	11
	Ref. Vacate	0	0	0
	Court Trial	0	0	0
	Other	0	0	2
	MAG'S TOTAL		0	1

Decrees	205
Defaults	127
Other	78
Court Trial	0
Dismissals	164
Bankruptcy	25
Ref. Vacated	0
Grand Total	394

GDB	Bank	1	1	6
	Def	1	0	22
	Dism	2	0	12
	Ref. Vacate	0	0	0
	Court Trial	0	0	0
	Other	1	6	8
	MAG'S TOTAL		5	7

SMB	Bank	0	0	0
	Def	1	0	4
	Dism	1	0	5
	Ref. Vacate	0	0	0
	Court Trial	0	0	0
	Other	0	2	3
	MAG'S TOTAL		2	2

CED	Bank	0	0	3
	Def	0	0	6
	Dism	0	2	12
	Ref. Vacate	0	0	0
	Court Trial	0	0	0
	Other	0	3	6
	MAG'S TOTAL		0	5

JTD	Bank	0	0	2
	Def	2	1	21
	Dism	1	1	22
	Ref. Vacate	0	0	0
	Court Trial	0	0	0
	Other	0	8	8
	MAG'S TOTAL		3	10

TG	Bank	0	0	1
	Def	0	1	13
	Dism	0	1	12
	Ref. Vacate	0	0	0
	Court Trial	0	0	0
	Other	0	4	9
	MAG'S TOTAL		0	6

KH	Bank	0	1	1
	Def	0	0	0
	Dism	0	0	8
	Ref. Vacate	0	0	0
	Court Trial	0	0	0
	Other	0	0	0
	MAG'S TOTAL		0	1

ARJ	Bank	1	0	3
	Def	0	0	11
	Dism	0	5	25

DATE: 11/10/2016
TIME: 10:27 AM

CUYAHOGA COUNTY COURT OF COMMON PLEAS
OFFICE OF THE MAGISTRATES
Full Disposition Count by Magistrate
REPORTING PERIOD: FROM 10/01/2016 TO 10/31/2016

PAGE: 2
CMSR413

MagID	Dispose Type	Tax Cert.	Tax Treas.	Total
	Ref. Vacate	0	0	0
	Court Trial	0	0	0
	Other	0	9	17
MAG'S TOTAL		1	14	<u>56</u>
<hr/>				
JLJ	Bank	0	1	3
	Def	3	0	24
	Dism	1	0	6
	Ref. Vacate	0	0	0
	Court Trial	0	0	0
	Other	0	6	12
MAG'S TOTAL		4	7	<u>45</u>
<hr/>				
MK	Bank	0	0	1
	Def	0	0	1
	Dism	0	1	7
	Ref. Vacate	0	0	0
	Court Trial	0	0	0
	Other	0	0	0
MAG'S TOTAL		0	1	<u>9</u>
<hr/>				
PL	Bank	0	0	0
	Def	0	0	7
	Dism	0	0	16
	Ref. Vacate	0	0	0
	Court Trial	0	0	0
	Other	0	3	5
MAG'S TOTAL		0	3	<u>28</u>
<hr/>				
TJV	Bank	0	0	3
	Def	0	0	2
	Dism	1	1	11
	Ref. Vacate	0	0	0
	Court Trial	0	0	0
	Other	0	0	1
MAG'S TOTAL		1	1	<u>17</u>
<hr/>				
CW	Bank	0	0	1
	Def	2	0	12
	Dism	1	0	17
	Ref. Vacate	0	0	0
	Court Trial	0	0	0
	Other	0	4	7
MAG'S TOTAL		3	4	<u>37</u>

CUYAHOGA COUNTY COURT OF COMMON PLEAS

DATE: 11/10/2016
 TIME: 10:27 AM

OFFICE OF THE MAGISTRATES
 MAGISTRATE'S MONTHLY REF/REIN CASES
 FROM 10/01/2016 TO 10/31/2016

CMSR418

MAGISTRATE	NEW REFERRALS				REINSTATED			
	Tax Treas.	Tax Cert.	Non-Tax	Total	Tax Treas.	Tax Cert.	Non-Tax	Total
<u>AUGUSTYN/KEVIN/C</u>	5	2	16	23	0	1	4	5
<u>BAKER/GAIL/D</u>	3	1	40	44	0	0	5	5
<u>BUCHA/STEPHEN/M</u>	5	1	21	27	0	0	1	1
<u>DAY/CHRISTOPHER/E</u>	7	2	37	46	0	0	1	1
<u>DYKE/JOHN/T</u>	11	1	27	39	0	0	2	2
<u>GONZALEZ/TRACEY/</u>	6	3	32	41	0	0	0	0
<u>HIPPLEY/KEVIN/</u>	6	1	30	37	0	0	3	3
<u>JACKSON A/AMY/R</u>	11	5	30	46	0	0	1	1
<u>JACKSON J/JIM/L</u>	10	6	29	45	0	0	0	0
<u>KLEIN/MONICA/</u>	14	4	26	44	0	0	0	0
<u>LUCAS/PAUL/</u>	9	0	32	41	1	1	4	6
<u>VOZAR/THOMAS/J</u>	8	2	39	49	0	0	0	0
<u>WEISS/CAROL/</u>	9	6	37	52	0	0	1	1
<u>TOTAL</u>	104	34	396	534	1	2	22	25
<u>COMBINED TOTAL</u>	559							

CUYAHOGA COUNTY COURT OF COMMON PLEAS

OFFICE OF THE MAGISTRATES

MAG MONTHLY HEARING TOTALS

Reporting Period: October 2016

DATE: 11/10/2016
TIME: 10:27 AM

PAGE: 1
CMSR3146

Monthly Hearing Total 543

AUGUSTYN
Default Hearings 15
Tax Hearings 5
Pretrials 7

TOTAL: 27

BAKER
Default Hearings 23
Tax Hearings 7
Pretrials 8

TOTAL: 38

BUCHA
Default Hearings 21
Tax Hearings 8
Pretrials 17

TOTAL: 46

DAY
Default Hearings 34
Tax Hearings 7
Pretrials 9

TOTAL: 50

DYKE
Default Hearings 12
Tax Hearings 10
Pretrials 2

TOTAL: 24

GONZALEZ
Default Hearings 39
Tax Hearings 16
Pretrials 6

TOTAL: 61

HIPPLEY
Default Hearings 15
Tax Hearings 9
Pretrials 5

TOTAL: 29

JACKSON A
Default Hearings 16
Tax Hearings 4
Pretrials 19

TOTAL: 39

JACKSON J
Default Hearings 17
Tax Hearings 6
Pretrials 10

TOTAL: 33

KLEIN
Default Hearings 20
Tax Hearings 10
Pretrials 12

CUYAHOGA COUNTY COURT OF COMMON PLEAS

OFFICE OF THE MAGISTRATES

MAG MONTHLY HEARING TOTALS

Reporting Period: October 2016

DATE: 11/10/2016
TIME: 10:27 AM

PAGE: 2
CMSR3146

TOTAL:	42
LUCAS	
Default Hearings	43
Tax Hearings	6
Pretrials	12
<hr/>	
TOTAL:	61
VOZAR	
Default Hearings	33
Tax Hearings	6
Pretrials	10
<hr/>	
TOTAL:	49
WEISS	
Default Hearings	20
Tax Hearings	10
Pretrials	14
<hr/>	
TOTAL:	44

CUYAHOGA COUNTY COURT OF COMMON PLEAS

DATE: 11/10/2016
 TIME: 10:27 AM

Office of the Magistrates
 Magistrate's Monthly Case Load
 MONTH: OCTOBER 2016

PAGE: 1
 CMSR3147

Magistrate Name	Non Tax Total	Tax Cert.	Tax Treas.	Total Tax	Total Cases
AUGUSTYN	110	13	28	41	151
BAKER	204	19	47	66	270
BUCHA	129	7	27	34	163
DAY	176	20	31	51	227
DYKE	162	22	45	67	229
GONZALEZ	226	21	63	84	310
HIPPLEY	254	30	51	81	335
JACKSON A	238	33	64	97	335
JACKSON J	231	33	50	83	314
KLEIN	228	24	71	95	323
LUCAS	282	40	75	115	397
VOZAR	325	32	55	87	412
WEISS	212	35	79	114	326
Non Tax Total:	2777	Cert.Tax Total: 329	Tax Treas. Total: 686	Total Tax: 1015	Total Cases: 3792

Report CMSR1062 - Judicial Foreclosure Statistics by Judge

Report CMSR1062 provides a list of judicial foreclosure case activity for each Judge. The report identifies how many cases were pending at the beginning of the period. The new cases filed and cases that were transferred in or reactivated are added to the number pending at the beginning of the period. It then shows the type and number of terminations for the period. The total terminations are subtracted from the total pending which provides the pending at the end of the period.

CUYAHOGA COUNTY COURT OF COMMON PLEAS

DATE: 11/10/2016
TIME: 10:22 AM

Foreclosure Statistics by Judge
Reporting Period: October 2016

PAGE: 1
CMSR1062

Judge

AMBROSE, DICK							
Pending at Beg of Period		New Cases Filed		Cases Transferred In / Reactivated			Total
83		17		3			103
Terminations							
Bankruptcy	Default	RefVacated	Court Trial	Dismiss	Other		Total
2	0	0	0	2	8		12
Total Pending at End of Period							91

ASTRAB, MICHAEL							
Pending at Beg of Period		New Cases Filed		Cases Transferred In / Reactivated			Total
131		15		8			154
Terminations							
Bankruptcy	Default	RefVacated	Court Trial	Dismiss	Other		Total
0	6	0	0	9	6		21
Total Pending at End of Period							133

BARKER, PAMELA A							
Pending at Beg of Period		New Cases Filed		Cases Transferred In / Reactivated			Total
146		10		4			160
Terminations							
Bankruptcy	Default	RefVacated	Court Trial	Dismiss	Other		Total
0	0	0	0	4	4		8
Total Pending at End of Period							152

BURNSIDE, JANET R							
Pending at Beg of Period		New Cases Filed		Cases Transferred In / Reactivated			Total
136		13		5			154
Terminations							
Bankruptcy	Default	RefVacated	Court Trial	Dismiss	Other		Total
1	4	0	0	17	15		37
Total Pending at End of Period							117

CALABRESE, DEENA R							
Pending at Beg of Period		New Cases Filed		Cases Transferred In / Reactivated			Total
98		12		2			112
Terminations							
Bankruptcy	Default	RefVacated	Court Trial	Dismiss	Other		Total
0	0	0	0	3	3		6
Total Pending at End of Period							106

CLANCY, MAUREEN							
Pending at Beg of Period		New Cases Filed		Cases Transferred In / Reactivated			Total
112		11		4			127
Terminations							
Bankruptcy	Default	RefVacated	Court Trial	Dismiss	Other		Total
0	9	0	0	4	6		19
Total Pending at End of Period							108

COLLIER-WILLIAMS, CASSANDRA							
Pending at Beg of Period		New Cases Filed		Cases Transferred In / Reactivated			Total
124		21		3			148
Terminations							
Bankruptcy	Default	RefVacated	Court Trial	Dismiss	Other		Total
2	7	0	0	5	9		23
Total Pending at End of Period							125

CORRIGAN, BRIAN J

CUYAHOGA COUNTY COURT OF COMMON PLEAS

DATE: 11/10/2016
TIME: 10:22 AM

Foreclosure Statistics by Judge
Reporting Period: October 2016

PAGE: 2
CMSR1062

Judge

	Pending at Beg of Period		New Cases Filed		Cases Transferred In / Reactivated		Total
	108		19		2		129
Terminations							
	Bankruptcy	Default	RefVacated	Court Trial	Dismiss	Other	Total
	0	2	0	0	3	6	11
	Total Pending at End of Period						118

CORRIGAN, PETER J

	Pending at Beg of Period		New Cases Filed		Cases Transferred In / Reactivated		Total
	97		17		3		117
Terminations							
	Bankruptcy	Default	RefVacated	Court Trial	Dismiss	Other	Total
	0	1	0	0	8	6	15
	Total Pending at End of Period						102

DONNELLY, MICHAEL P

	Pending at Beg of Period		New Cases Filed		Cases Transferred In / Reactivated		Total
	120		14		5		139
Terminations							
	Bankruptcy	Default	RefVacated	Court Trial	Dismiss	Other	Total
	0	12	0	0	2	7	21
	Total Pending at End of Period						118

FRIEDLAND, CAROLYN B

	Pending at Beg of Period		New Cases Filed		Cases Transferred In / Reactivated		Total
	112		18		5		135
Terminations							
	Bankruptcy	Default	RefVacated	Court Trial	Dismiss	Other	Total
	1	1	0	0	1	5	8
	Total Pending at End of Period						127

FRIEDMAN, STUART A

	Pending at Beg of Period		New Cases Filed		Cases Transferred In / Reactivated		Total
	116		10		4		130
Terminations							
	Bankruptcy	Default	RefVacated	Court Trial	Dismiss	Other	Total
	1	0	0	0	5	3	9
	Total Pending at End of Period						121

FUERST, NANCY A

	Pending at Beg of Period		New Cases Filed		Cases Transferred In / Reactivated		Total
	124		18		5		147
Terminations							
	Bankruptcy	Default	RefVacated	Court Trial	Dismiss	Other	Total
	2	0	0	0	4	1	7
	Total Pending at End of Period						140

GALL, STEVEN E

	Pending at Beg of Period		New Cases Filed		Cases Transferred In / Reactivated		Total
	118		20		4		142
Terminations							
	Bankruptcy	Default	RefVacated	Court Trial	Dismiss	Other	Total
	0	6	0	0	7	7	20
	Total Pending at End of Period						122

GALLAGHER, EILEEN T

CUYAHOGA COUNTY COURT OF COMMON PLEAS

DATE: 11/10/2016
TIME: 10:22 AM

Foreclosure Statistics by Judge
Reporting Period: October 2016

PAGE: 3
CMSR1062

Judge

	Pending at Beg of Period		New Cases Filed		Cases Transferred In / Reactivated		Total
	1		0		0		1
Terminations							
	Bankruptcy	Default	RefVacated	Court Trial	Dismiss	Other	Total
	0	0	0	0	1	0	1
	Total Pending at End of Period						0

GALLAGHER, HOLLIE L							
	Pending at Beg of Period		New Cases Filed		Cases Transferred In / Reactivated		Total
	85		17		5		107
Terminations							
	Bankruptcy	Default	RefVacated	Court Trial	Dismiss	Other	Total
	0	3	0	0	4	10	17
	Total Pending at End of Period						90

GALLAGHER, SHANNON M							
	Pending at Beg of Period		New Cases Filed		Cases Transferred In / Reactivated		Total
	136		17		6		159
Terminations							
	Bankruptcy	Default	RefVacated	Court Trial	Dismiss	Other	Total
	0	2	0	0	5	4	11
	Total Pending at End of Period						148

GAUL, DANIEL							
	Pending at Beg of Period		New Cases Filed		Cases Transferred In / Reactivated		Total
	147		15		4		166
Terminations							
	Bankruptcy	Default	RefVacated	Court Trial	Dismiss	Other	Total
	1	2	0	0	5	4	12
	Total Pending at End of Period						154

JACKSON, MICHAEL E							
	Pending at Beg of Period		New Cases Filed		Cases Transferred In / Reactivated		Total
	124		13		3		140
Terminations							
	Bankruptcy	Default	RefVacated	Court Trial	Dismiss	Other	Total
	2	4	0	0	6	9	21
	Total Pending at End of Period						119

MATIA, DAVID T							
	Pending at Beg of Period		New Cases Filed		Cases Transferred In / Reactivated		Total
	107		15		7		129
Terminations							
	Bankruptcy	Default	RefVacated	Court Trial	Dismiss	Other	Total
	3	6	0	0	4	5	18
	Total Pending at End of Period						111

MCCLELLAND, ROBERT C							
	Pending at Beg of Period		New Cases Filed		Cases Transferred In / Reactivated		Total
	98		11		3		112
Terminations							
	Bankruptcy	Default	RefVacated	Court Trial	Dismiss	Other	Total
	1	0	0	0	7	9	17
	Total Pending at End of Period						95

MCCORMICK, TIMOTHY

CUYAHOGA COUNTY COURT OF COMMON PLEAS

DATE: 11/10/2016
TIME: 10:22 AM

Foreclosure Statistics by Judge
Reporting Period: October 2016

PAGE: 4
CMSR1062

Judge

	Pending at Beg of Period		New Cases Filed		Cases Transferred In / Reactivated		Total
	90		16		9		115
Terminations							
	Bankruptcy	Default	RefVacated	Court Trial	Dismiss	Other	Total
	0	4	0	0	6	4	14
	Total Pending at End of Period						101

MCDONNELL, NANCY R							
	Pending at Beg of Period		New Cases Filed		Cases Transferred In / Reactivated		Total
	110		16		4		130
Terminations							
	Bankruptcy	Default	RefVacated	Court Trial	Dismiss	Other	Total
	0	1	0	0	3	2	6
	Total Pending at End of Period						124

MCMONAGLE, MATTHEW A							
	Pending at Beg of Period		New Cases Filed		Cases Transferred In / Reactivated		Total
	103		18		2		123
Terminations							
	Bankruptcy	Default	RefVacated	Court Trial	Dismiss	Other	Total
	1	8	0	0	2	6	17
	Total Pending at End of Period						106

O'DONNELL, JOHN P							
	Pending at Beg of Period		New Cases Filed		Cases Transferred In / Reactivated		Total
	100		18		4		122
Terminations							
	Bankruptcy	Default	RefVacated	Court Trial	Dismiss	Other	Total
	1	3	0	0	5	8	17
	Total Pending at End of Period						105

RUSSO, JOHN J							
	Pending at Beg of Period		New Cases Filed		Cases Transferred In / Reactivated		Total
	49		11		1		61
Terminations							
	Bankruptcy	Default	RefVacated	Court Trial	Dismiss	Other	Total
	0	1	0	0	2	5	8
	Total Pending at End of Period						53

RUSSO, JOSEPH D							
	Pending at Beg of Period		New Cases Filed		Cases Transferred In / Reactivated		Total
	132		16		2		150
Terminations							
	Bankruptcy	Default	RefVacated	Court Trial	Dismiss	Other	Total
	1	5	0	0	3	13	22
	Total Pending at End of Period						128

RUSSO, MICHAEL J							
	Pending at Beg of Period		New Cases Filed		Cases Transferred In / Reactivated		Total
	137		11		3		151
Terminations							
	Bankruptcy	Default	RefVacated	Court Trial	Dismiss	Other	Total
	1	2	0	0	5	4	12
	Total Pending at End of Period						139

RUSSO, NANCY MARGARET

CUYAHOGA COUNTY COURT OF COMMON PLEAS

DATE: 11/10/2016
TIME: 10:22 AM

Foreclosure Statistics by Judge
Reporting Period: October 2016

PAGE: 5
CMSR1062

Judge

	Pending at Beg of Period		New Cases Filed		Cases Transferred In / Reactivated		Total
	84		12		3		99
Terminations	Bankruptcy	Default	RefVacated	Court Trial	Dismiss	Other	Total
	0	14	0	0	6	1	21
	Total Pending at End of Period						78
<hr/>							
SAFFOLD, SHIRLEY STRICKLAND							
	Pending at Beg of Period		New Cases Filed		Cases Transferred In / Reactivated		Total
	105		13		10		128
Terminations	Bankruptcy	Default	RefVacated	Court Trial	Dismiss	Other	Total
	3	3	0	0	6	13	25
	Total Pending at End of Period						103
<hr/>							
SHEEHAN, BRENDAN J							
	Pending at Beg of Period		New Cases Filed		Cases Transferred In / Reactivated		Total
	119		17		3		139
Terminations	Bankruptcy	Default	RefVacated	Court Trial	Dismiss	Other	Total
	1	0	0	0	2	8	11
	Total Pending at End of Period						128
<hr/>							
SUTULA, JOHN D							
	Pending at Beg of Period		New Cases Filed		Cases Transferred In / Reactivated		Total
	115		15		4		134
Terminations	Bankruptcy	Default	RefVacated	Court Trial	Dismiss	Other	Total
	0	0	0	0	2	3	5
	Total Pending at End of Period						129
<hr/>							
SUTULA, KATHLEEN ANN							
	Pending at Beg of Period		New Cases Filed		Cases Transferred In / Reactivated		Total
	93		12		6		111
Terminations	Bankruptcy	Default	RefVacated	Court Trial	Dismiss	Other	Total
	1	6	0	0	7	7	21
	Total Pending at End of Period						90
<hr/>							
SYNENBERG, JOAN							
	Pending at Beg of Period		New Cases Filed		Cases Transferred In / Reactivated		Total
	105		17		2		124
Terminations	Bankruptcy	Default	RefVacated	Court Trial	Dismiss	Other	Total
	0	3	0	0	3	9	15
	Total Pending at End of Period						109
<hr/>							
VILLANUEVA, JOSE A							
	Pending at Beg of Period		New Cases Filed		Cases Transferred In / Reactivated		Total
	121		13		2		136
Terminations	Bankruptcy	Default	RefVacated	Court Trial	Dismiss	Other	Total
	0	10	0	0	1	10	21
	Total Pending at End of Period						115

Monthly Summary

MONTHLY SUMMARY

October 2016

NAME	PEND	ASSIGNED			TRIALS						DISP	PENDING				+	-
		CV	CR	TOT	JURY			COURT				CV	FR	CR	TOT		
Dick Ambrose	405	47	37	84	0	3	3	0	0	0	77	219	89	104	412	-7	
Michael K. Astrab	482	48	34	82	0	0	0	0	0	0	100	223	133	108	464	+18	
Pamela A. Barker	432	51	40	91	0	1	1	0	0	0	68	194	152	109	455	-23	
Janet R. Burnside	488	45	32	77	1	0	1	0	1	1	93	240	114	118	472	+16	
Deena R. Calabrese	415	45	30	75	2	0	2	0	0	0	84	195	106	105	406	+9	
Maureen Clancy	365	49	24	73	1	0	1	0	0	0	66	190	108	74	372	-7	
Cassandra Collier-Willia	403	49	38	87	0	1	1	0	0	0	81	152	124	133	409	-6	
Brian J. Corrigan	493	47	29	76	1	0	1	0	0	0	74	265	118	112	495	-2	
Peter J. Corrigan	430	48	36	84	0	0	0	0	0	0	74	209	102	129	440	-10	
Michael P. Donnelly	397	49	21	70	0	0	0	0	0	0	73	187	118	89	394	+3	
Carolyn B. Friedland	445	48	34	82	1	0	1	0	0	0	71	207	127	122	456	-11	
Stuart A. Friedman	414	47	19	66	0	0	0	0	0	0	67	197	120	96	413	+1	
Nancy A. Fuerst	388	48	30	78	0	0	0	0	0	0	80	183	140	63	386	+2	
Steven E. Gall	434	47	36	83	0	1	1	0	0	0	68	182	122	145	449	-15	
Hollie L. Gallagher	363	47	27	74	0	1	1	0	0	0	75	190	90	82	362	+1	
Shannon M. Gallagher	466	48	28	76	0	1	1	0	1	1	80	221	147	94	462	+4	
Daniel Gaul	484	52	37	89	0	1	1	0	0	0	65	220	154	134	508	-24	
Michael E Jackson	493	46	34	80	1	0	1	0	0	0	88	201	119	165	485	+8	
David T. Matia	408	51	31	82	0	0	0	0	0	0	73	203	110	104	417	-9	
Robert C. McClelland	542	49	40	89	0	0	0	0	1	1	90	256	95	190	541	+1	
Timothy McCormick	383	56	28	84	0	0	0	0	0	0	74	217	97	79	393	-10	
Nancy R. McDonnell	373	46	23	69	0	1	1	0	0	0	65	171	124	82	377	-4	
Matthew A McMonagle	359	46	39	85	0	2	2	0	0	0	77	145	102	120	367	-8	
John P. O'Donnell	454	48	35	83	0	0	0	0	0	0	109	222	105	101	428	+26	
John J. Russo	162	24	14	38	0	0	0	0	0	0	21	107	52	20	179	-17	
Joseph D. Russo	468	48	38	86	1	0	1	0	0	0	84	195	128	147	470	-2	
Michael J. Russo	392	44	25	69	0	0	0	0	0	0	52	185	139	85	409	-17	
Nancy Margaret Russo	266	46	27	73	0	0	0	0	0	0	96	100	78	65	243	+23	
Shirley Strickland Saffold	428	51	32	83	0	0	0	0	0	0	80	207	102	122	431	-3	
Brendan J. Sheehan	332	49	30	79	0	3	3	0	0	0	57	154	128	72	354	-22	
John D. Sutula	520	48	37	85	1	1	2	1	0	1	74	252	129	150	531	-11	
Kathleen Ann Sutula	336	50	34	84	0	1	1	0	0	0	83	169	89	79	337	-1	
Joan Synenberg	415	47	18	65	0	0	0	0	0	0	82	205	108	85	398	+17	
José A. Villanueva	492	47	36	83	0	0	0	0	0	0	92	223	115	145	483	+9	
TOTALS	14127	1611	1053	2664	9	17	26	1	3	4	2593	6686	3884	3628	14198	-71	

Year to Date Summary

SUMMARY FOR THE COURT

January - October 2016

NAME	PEND	ASSIGNED			TRIALS						DISP	PENDING				+	-
		CV	CR	TOT	JURY			COURT				CV	FR	CR	TOT		
Dick Ambrose	435	507	318	825	1	11	12	1	3	4	848	219	89	104	412	+ 23	
Michael K. Astrab	485	521	310	831	0	2	2	0	2	2	852	223	133	108	464	+ 21	
Pamela A. Barker	426	531	296	827	1	4	5	1	1	2	798	194	152	109	455	- 29	
Janet R. Burnside	436	501	313	814	1	13	14	2	5	7	778	240	114	118	472	- 36	
Deena R. Calabrese	453	520	312	832	4	7	11	0	1	1	879	195	106	105	406	+ 47	
Maureen Clancy	374	540	293	833	2	3	5	0	1	1	835	190	108	74	372	+ 2	
Cassandra Collier-Willia	456	532	335	867	0	5	5	0	4	4	914	152	124	133	409	+ 47	
Brian J. Corrigan	483	505	313	818	2	8	10	0	9	9	806	265	118	112	495	- 12	
Peter J. Corrigan	466	510	321	831	2	4	6	3	0	3	857	209	102	129	440	+ 26	
Michael P. Donnelly	426	530	307	837	0	6	6	0	3	3	869	187	118	89	394	+ 32	
Carolyn B. Friedland	483	512	319	831	2	1	3	0	2	2	858	207	127	122	456	+ 27	
Stuart A. Friedman	450	497	292	789	1	0	1	1	1	2	826	197	120	96	413	+ 37	
Nancy A. Fuerst	432	507	292	799	0	3	3	0	0	0	845	183	140	63	386	+ 46	
Steven E. Gall	429	520	352	872	0	7	7	0	2	2	852	182	122	145	449	- 20	
Hollie L. Gallagher	374	532	257	789	0	3	3	0	2	2	801	190	90	82	362	+ 12	
Shannon M. Gallagher	427	515	303	818	0	4	4	0	5	5	783	221	147	94	462	- 35	
Daniel Gaul	513	534	350	884	1	8	9	2	1	3	889	220	154	134	508	+ 5	
Michael E Jackson	517	516	400	916	4	9	13	2	7	9	948	201	119	165	485	+ 32	
David T. Matia	439	513	339	852	1	5	6	0	0	0	874	203	110	104	417	+ 22	
Robert C. McClelland	511	513	391	904	3	0	3	2	6	8	874	256	95	190	541	- 30	
Timothy McCormick	361	517	300	817	2	5	7	0	2	2	785	217	97	79	393	- 32	
Nancy R. McDonnell	393	505	257	762	2	8	10	0	2	2	778	171	124	82	377	+ 16	
Matthew A McMonagle	391	490	310	800	1	4	5	1	7	8	824	145	102	120	367	+ 24	
John P. O'Donnell	438	524	284	808	3	3	6	3	2	5	818	222	105	101	428	+ 10	
John J. Russo	177	272	92	364	1	0	1	0	0	0	362	107	52	20	179	- 2	
Joseph D. Russo	461	522	316	838	1	5	6	1	3	4	829	195	128	147	470	- 9	
Michael J. Russo	404	508	263	771	1	3	4	0	1	1	766	185	139	85	409	- 5	
Nancy Margaret Russo	238	519	289	808	3	1	4	0	7	7	803	100	78	65	243	- 5	
Shirley Strickland Saffold	415	536	313	849	0	7	7	0	4	4	833	207	102	122	431	- 16	
Brendan J. Sheehan	361	512	278	790	4	11	15	0	2	2	797	154	128	72	354	+ 7	
John D. Sutula	575	505	360	865	3	3	6	2	8	10	909	252	129	150	531	+ 44	
Kathleen Ann Sutula	372	533	300	833	1	7	8	0	0	0	868	169	89	79	337	+ 35	
Joan Synenberg	416	530	308	838	1	4	5	0	1	1	856	205	108	85	398	+ 18	
José A. Villanueva	486	506	351	857	3	6	9	0	3	3	860	223	115	145	483	+ 3	
TOTALS	14503	17335	10434	27769	51	170	221	21	97	118	28074	6686	3884	3628	14198	+ 305	

Corrections/Adjustments