



CUYAHOGA COUNTY COMMON PLEAS COURT

***Statistics Report
November 2016***

***John J. Russo
Administrative and Presiding Judge***

TABLE OF CONTENTS

Criminal Statistics

<i>Newly Filed, Re-Activated and Transferred in Cases</i>	4
<i>Yearly Criminal Terminations</i>	5
<i>Pending Criminal Cases End of Period</i>	6
<i>Clearance Rate</i>	7
<i>Arrest to Disposition Timeline</i>	8
<i>Average Arrest to Disposition Timeline (Jail Cases)</i>	9
<i>Average Arrest to Disposition Timeline (Non-Jail Cases)</i>	10
<i>Average Arrest to Disposition Timeline (Jail and Non-Jail Cases)</i>	11
<i>Yearly Average Arrest to Disposition Timeline</i>	12
<i>Indictments and Informations Filed With the Clerk of Courts</i>	13
<i>Bail Case Arraignment Activity</i>	14
<i>Overall Arraignment Statistics</i>	15

Foreclosure Statistics

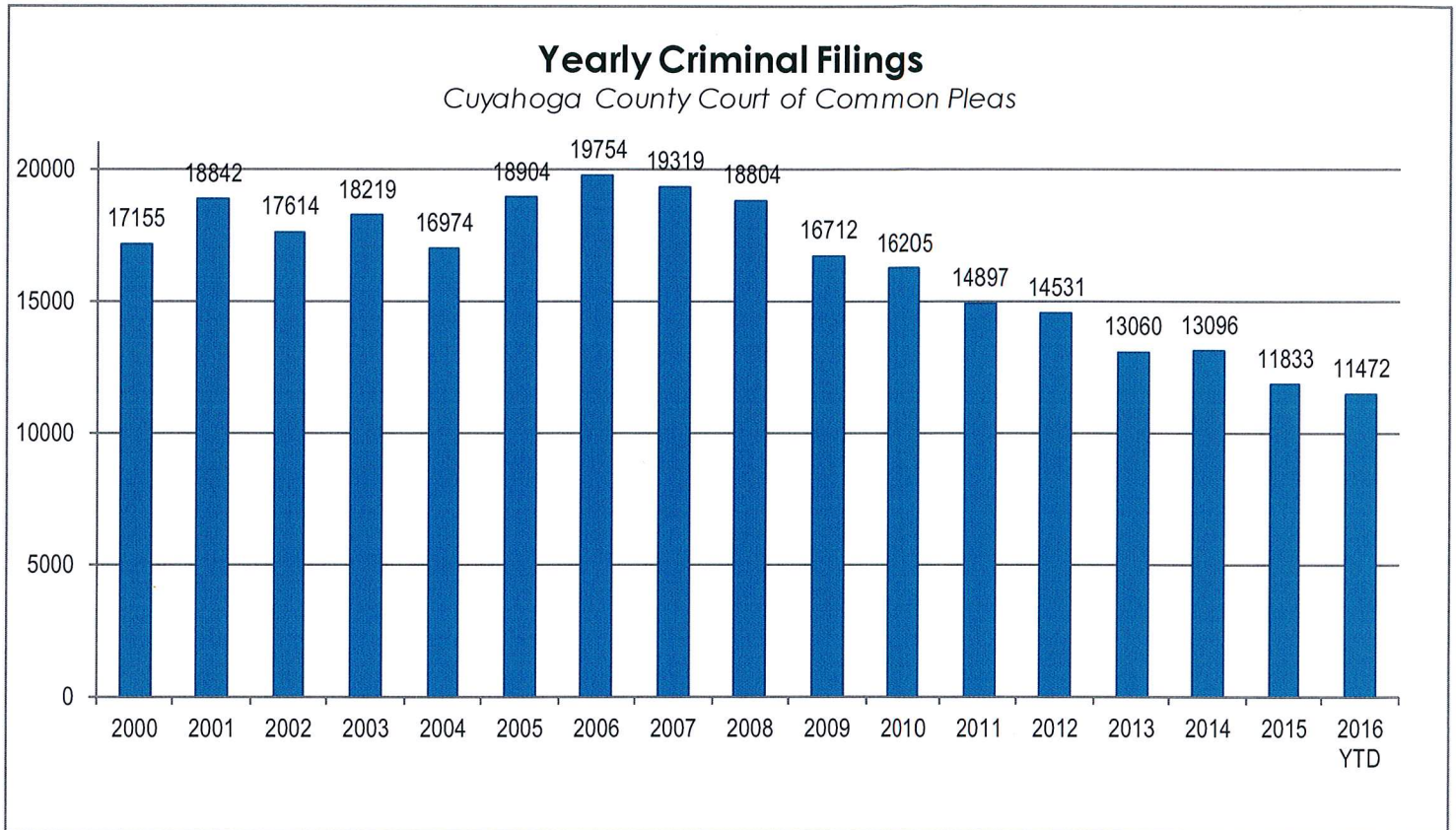
<i>Total Pending Judicial Foreclosure Cases Referred to Magistrates</i>	17
<i>Total Pending Tax Lien & Certificate Cases Referred to Magistrates</i>	18
<i>Percentage of Pending Judicial Foreclosure Cases By Filing Year</i>	19
<i>Judicial Foreclosure Clearance Rate Year 2016</i>	20
<i>Avg. Number of Days to Disp. (Excl. Bank. Stays & Tax Lien & Tax Cert.)</i>	21
<i>Avg. Number of Days to Disp. (Excl. Bank. Stays & Incl. Tax Lien & Tax Cert.)</i>	22
<i>Total New Judicial Foreclosure Filings</i>	23
<i>New Marsh of Lien/Quiet Title/Partition Case Filings for Years 2005 – 2016 YTD</i>	24
<i>New Marsh of Lien/Quiet Title/Partition Case Filings by month for 2016 YTD</i>	24
<i>New Tax Lien & Certificate Filings for Years 2005 – 2016 YTD</i>	25
<i>New Tax Lien & Certificate Filings by Month for Year 2016 YTD</i>	25
<i>Total New Judicial Foreclosure Filings Years 2005 – 2016 YTD</i>	26
<i>Total New Judicial Foreclosure Filings by Month for Year 2016 YTD</i>	26
<i>Magistrate’s Monthly Reports</i>	27
<i>Report CMSR1062 - Judicial Foreclosure Statistics by Judge</i>	35
<i>Monthly Summary</i>	41
<i>Year to Date Summary</i>	43
<i>Corrections/Adjustments</i>	45

Criminal Case Statistics

CUYAHOGA COUNTY COMMON PLEAS COURT

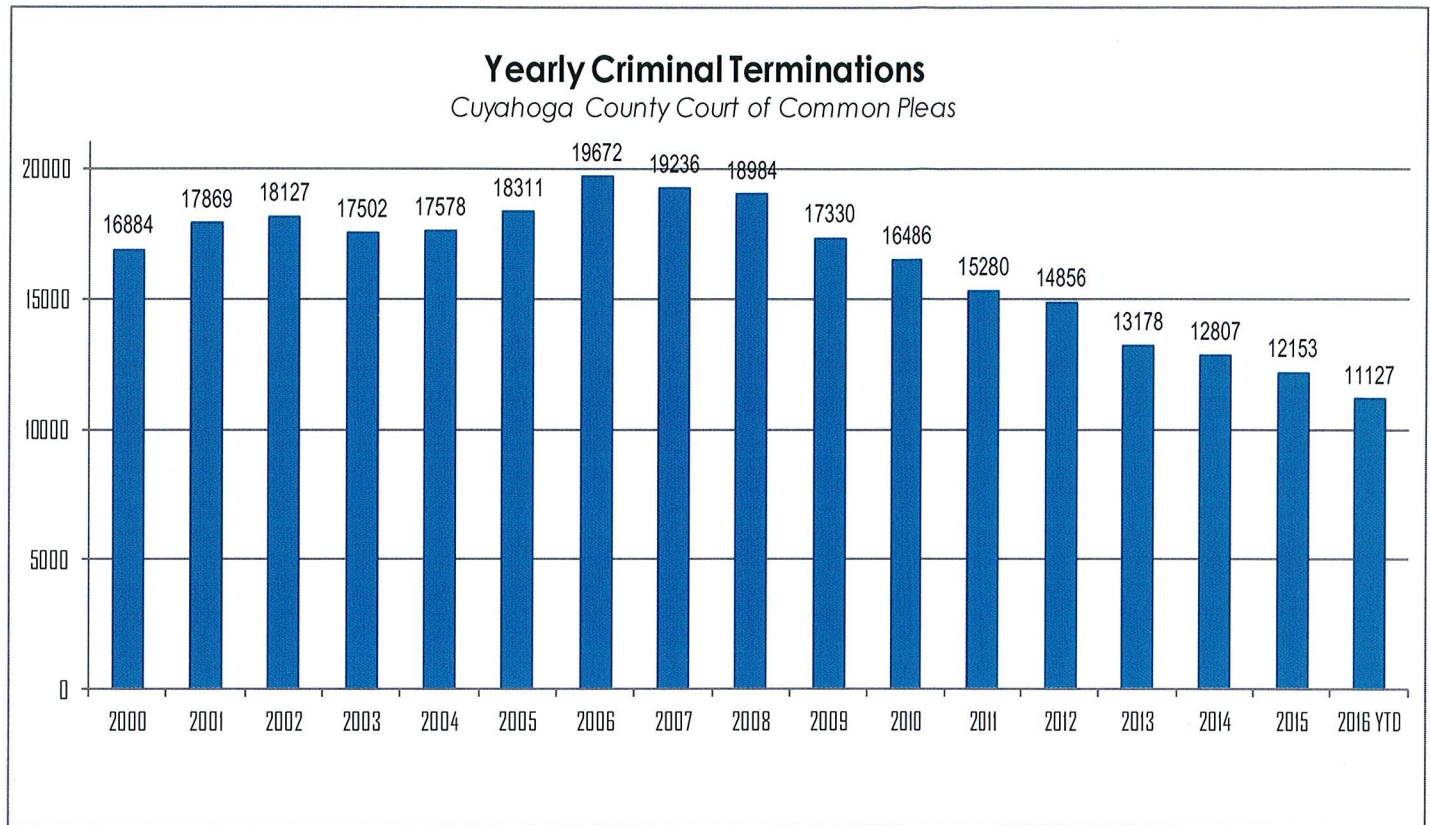
Newly Filed, Re-Activated and Transferred in Cases

The following chart is a representation of all filed cases in Cuyahoga County Court of Common Pleas from 2000 – November 2016. Newly filed cases are defined as having been arraigned and assigned to a Judge. Re-activated cases are defined as cases where a defendant was unavailable for trial and has now become ready to proceed. Transferred cases are defined as cases moved from one judge's docket to another. This could be due to re-assignment to a Mental Health Judge or after additional information indicates that by Court rule, the case should have been assigned to another Judge.



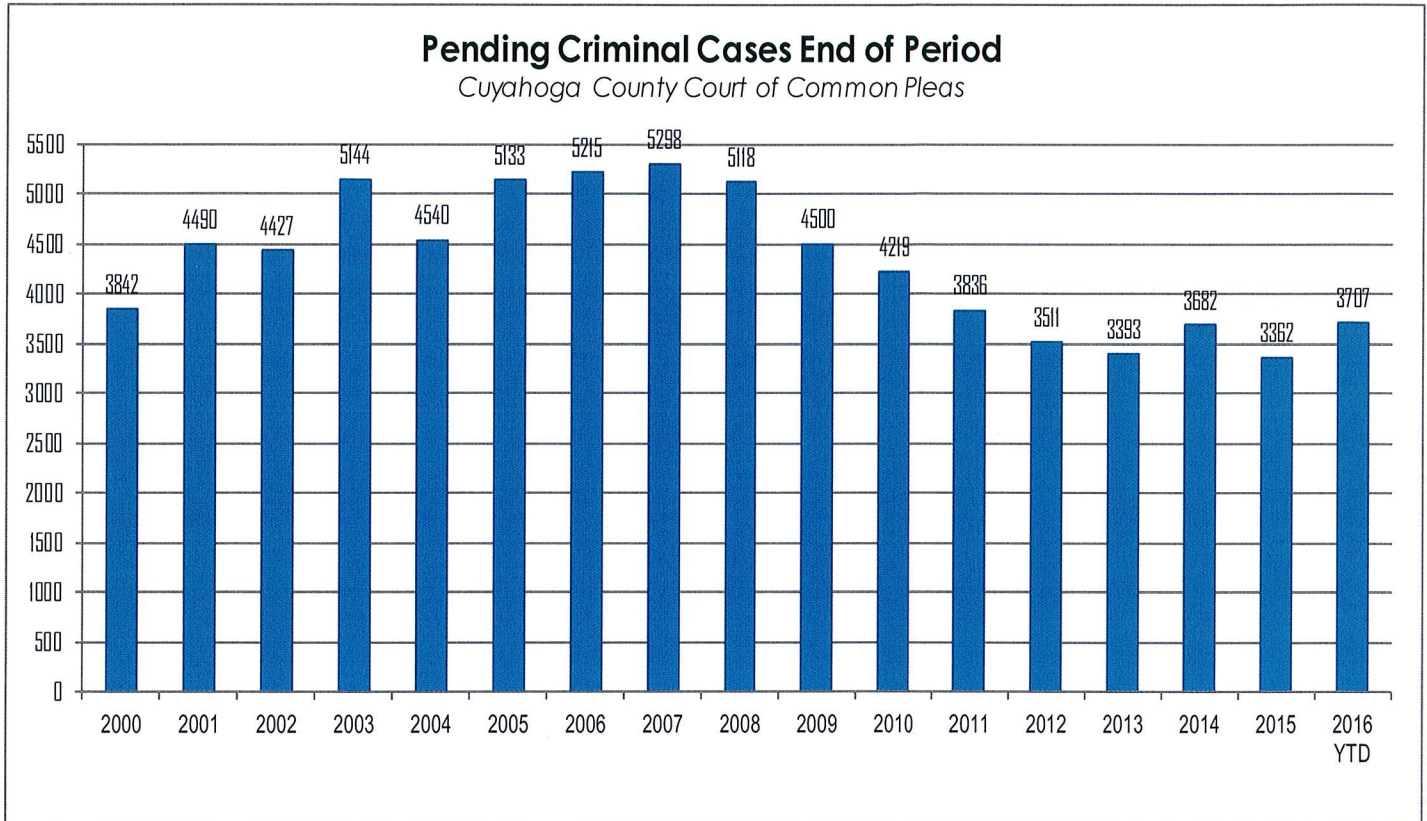
Yearly Criminal Terminations

The following chart represents cases that have been terminated by the court from 2000 – November 2016. These cases have been terminated either by trial; plea, dismissal or a defendant is unavailable for trial or sentencing.



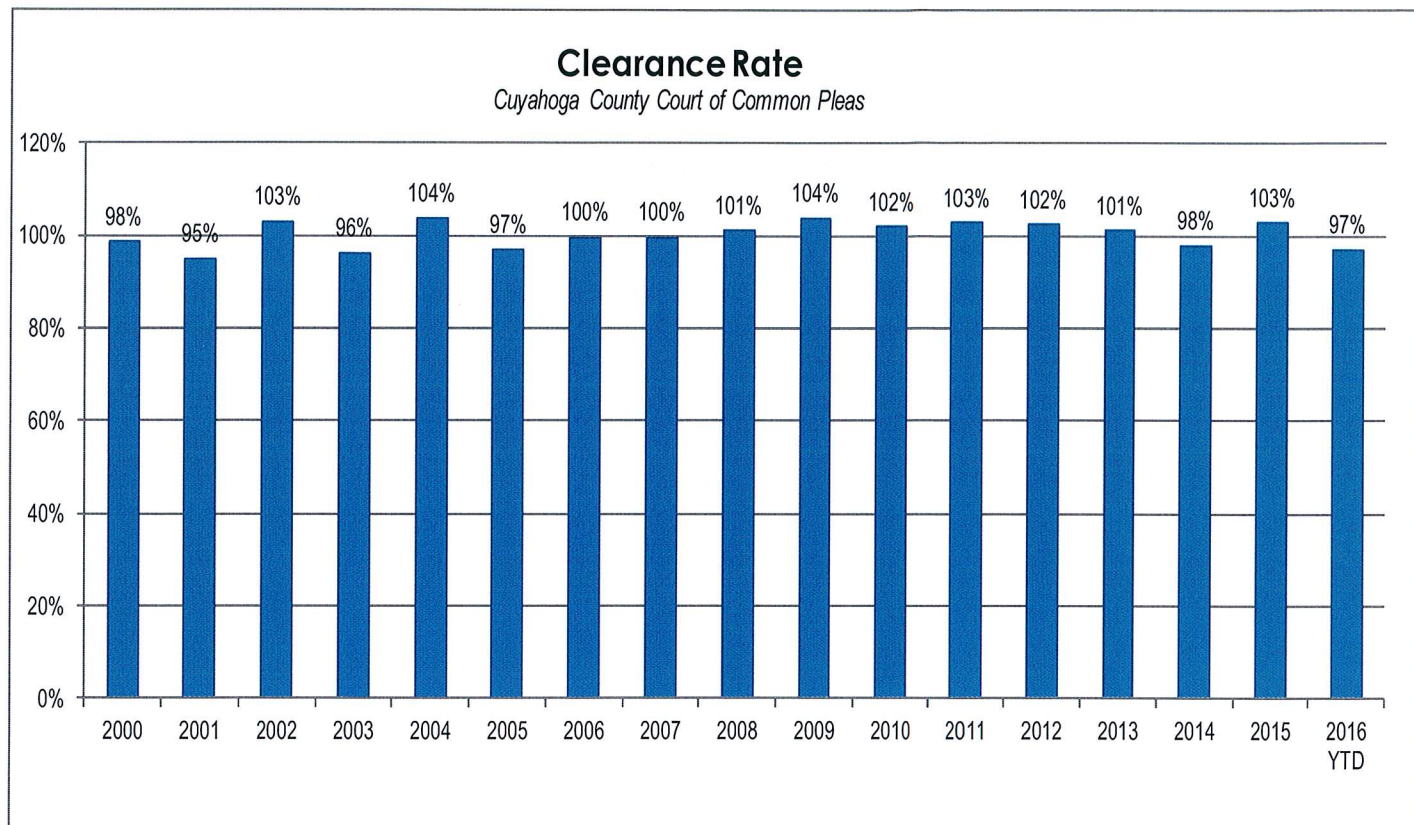
Pending Criminal Cases End of Period

The following chart represents the total number of cases pending at the end of the reporting period from 2000 – November 2016. Pending criminal cases at the end of the period is determined by adding the total number of pending cases at the beginning of the reporting period, and all newly filed, re-activated and transferred in cases. The total number of cases terminated in the period is subtracted from the sum total pending at the beginning of the period to give the value pending at the end of the period.



Clearance Rate

The Clearance Rate is the total number of outgoing cases as a percentage of the number of incoming cases. Clearance rate measures whether the court is keeping up with its incoming caseload. If cases are not disposed in a timely manner, a backlog of cases awaiting disposition will grow. A Clearance Rate of 100% indicates that at least as many cases have been filed, reopened, or reactivated in a period have been disposed.



Arrest to Disposition Timeline

Arrest to disposition timeline is a method to measure how felony cases flow through the Cuyahoga County Criminal Justice System. By capturing how long a case takes to move from stage to stage, we can examine where problems may exist and where potential improvements in case processing can be made.

The source data was extracted from the Cuyahoga County Court of Common Pleas Case Management System. The overall population of sample data was based on cases terminated in a given month excluding cases that have gone through diversion programs. A case is defined as a defendant and all charges involved in a single incident. The period for the extracted data is from November 2016.

The stages examined were:

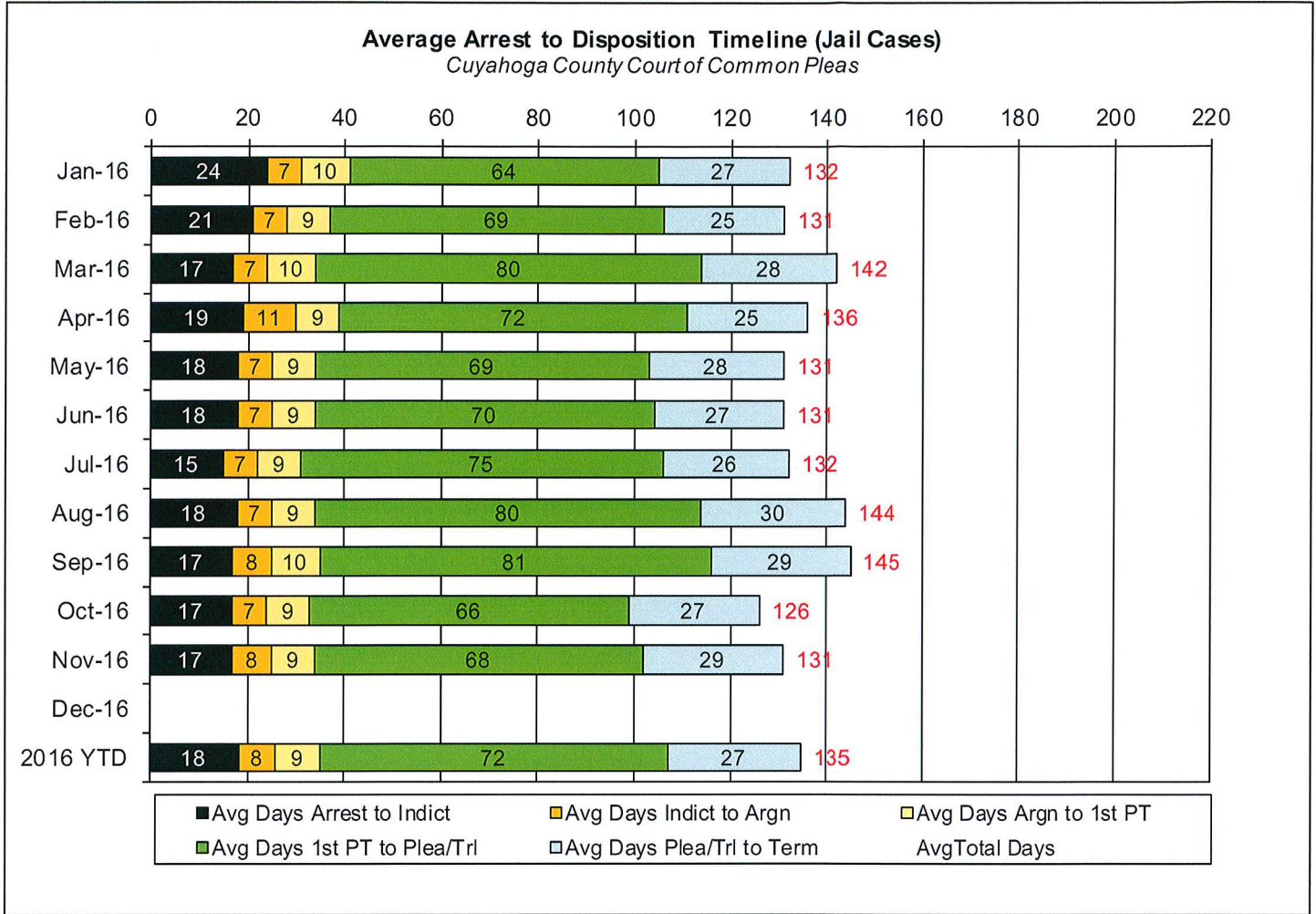
- Arrest to Indictment
- Indictment to Arraignment
- Arraignment to 1st Pre-Trial
- 1st Pre-Trial to Plea/Trial
- Plea/Trial to Termination

Due to the fact that each case may or may not have all of the stage date elements, a method to arrive at stage averages was applied. For a case to be included in the average for a stage there would need to be both dates for the given stage. A case would be included in the Arrest to Indictment stage if both arrest date and indictment date were available. This method was applied to each of the five stages. Next we calculated the total number of cases that met the date criteria for each of the ranges and also the total number of days between each date. To arrive at an average, the total number of days for each case in each range was calculated and divided by the total number of cases that met the date criteria. If a case had a time period or periods where the defendant was capiased or referred to the Psych Clinic, that amount of time was subtracted from the appropriate range. For re-indicted cases, the original arrest date is used.

The following three charts are for Jail, Non-Jail and combined Jail and Non-Jail cases. Jail and Non-Jail cases are defined by the posting of bond prior to plea or trial.

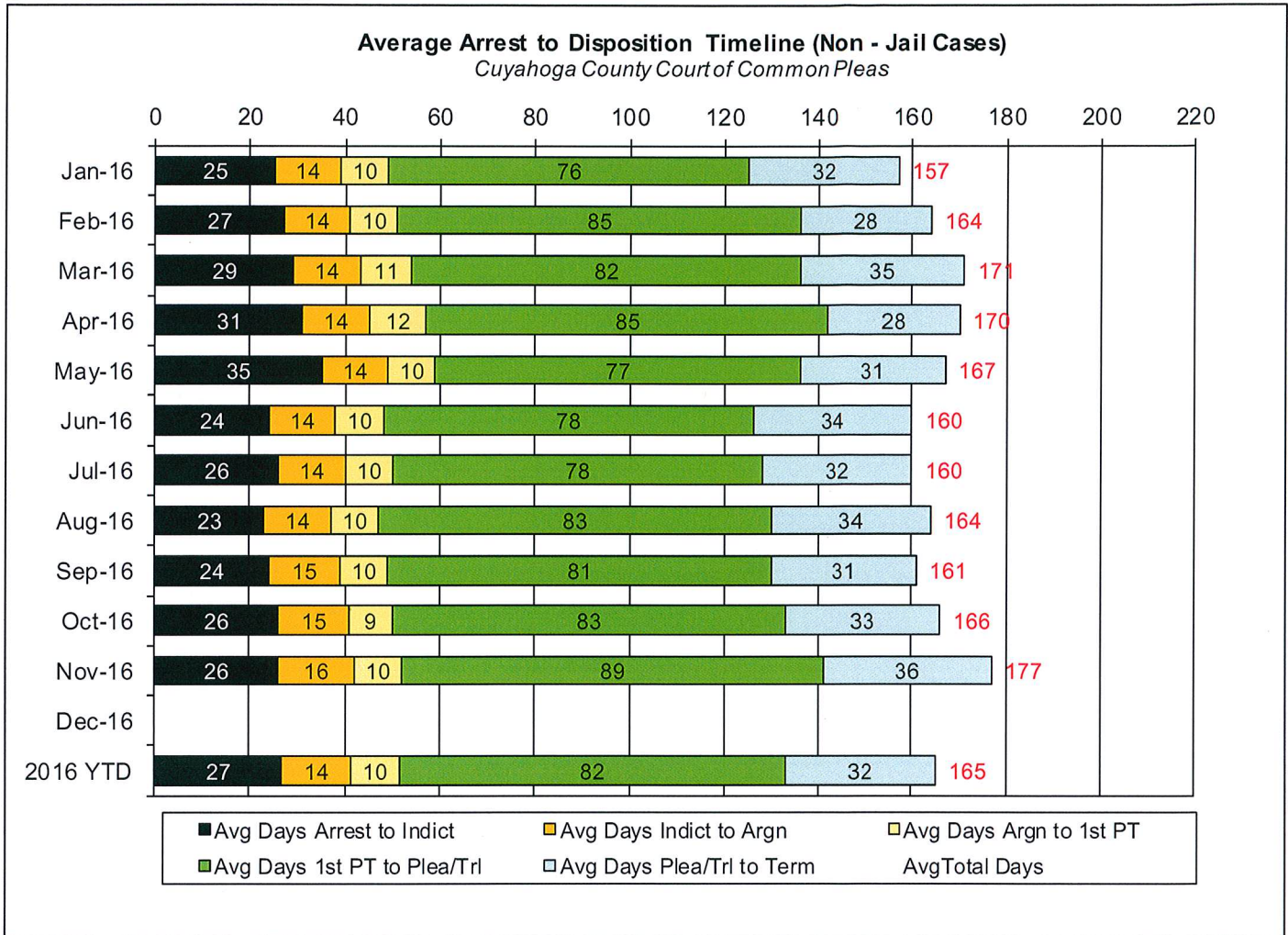
CUYAHOGA COUNTY COMMON PLEAS COURT

Average Arrest to Disposition Timeline (Jail Cases)



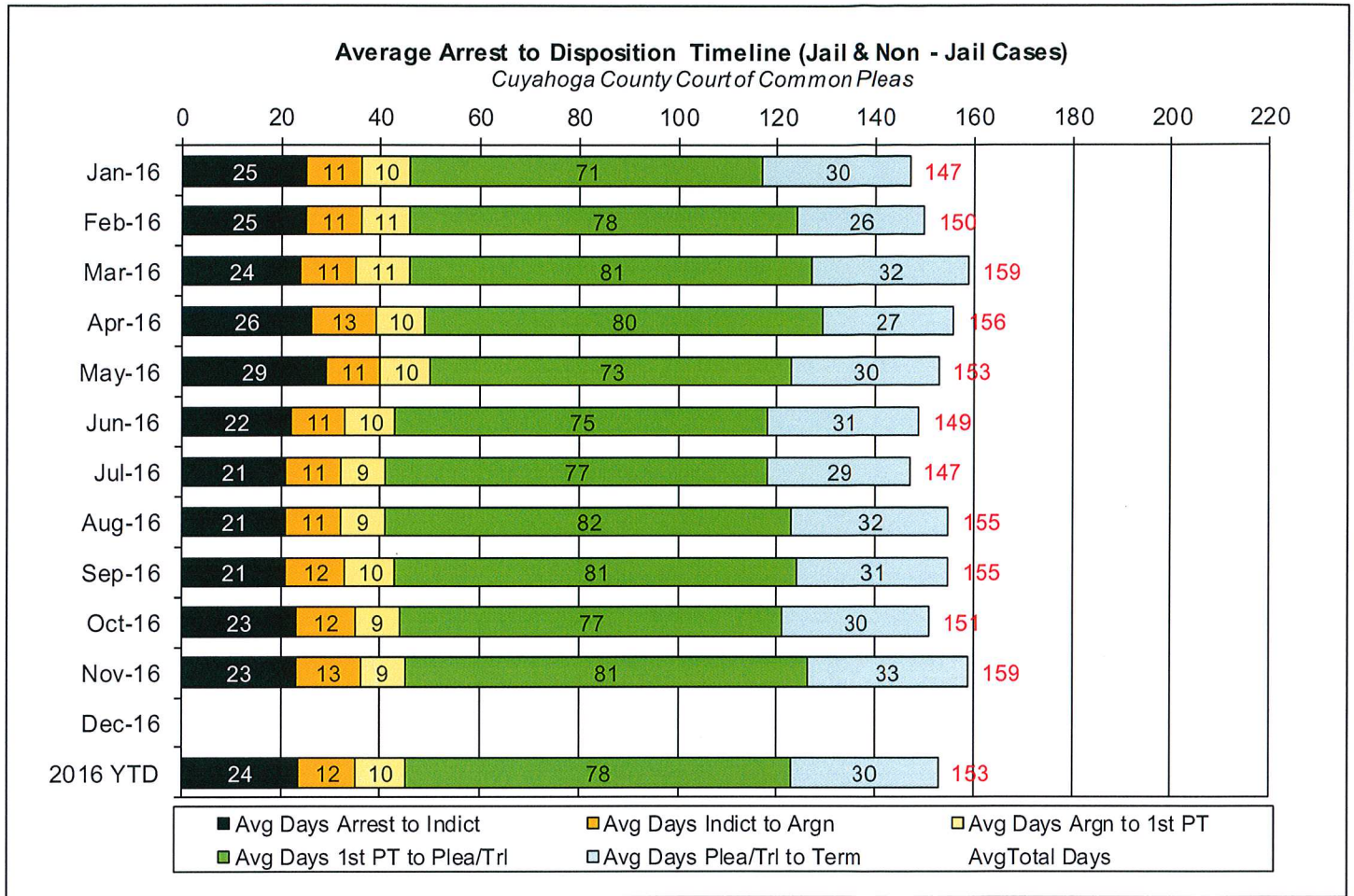
CUYAHOGA COUNTY COMMON PLEAS COURT

Average Arrest to Disposition Timeline (Non-Jail Cases)



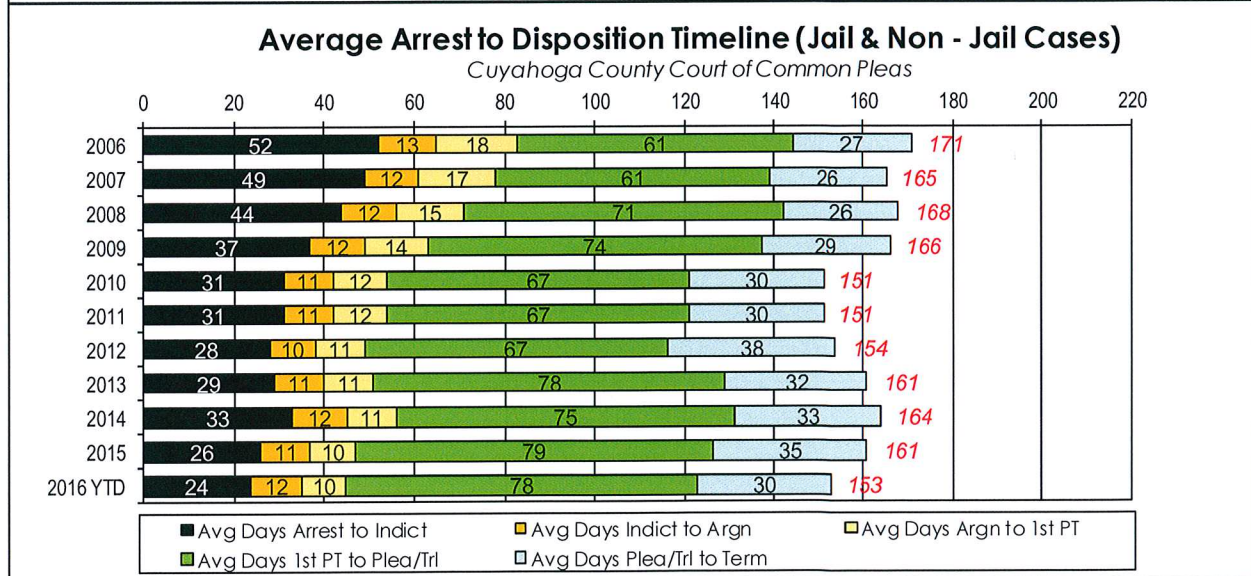
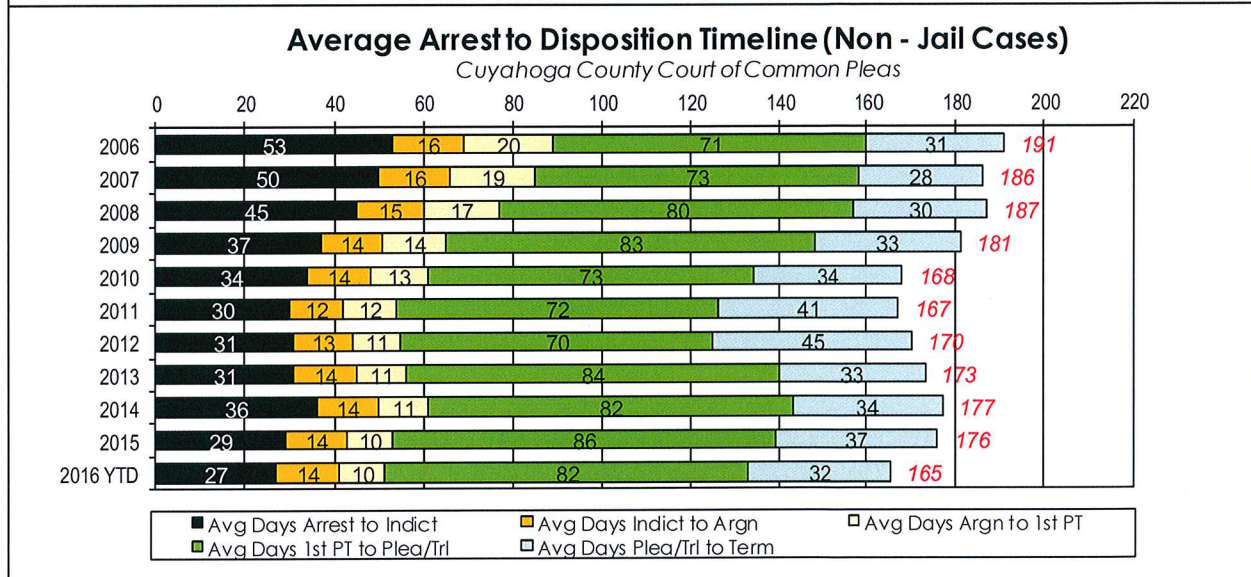
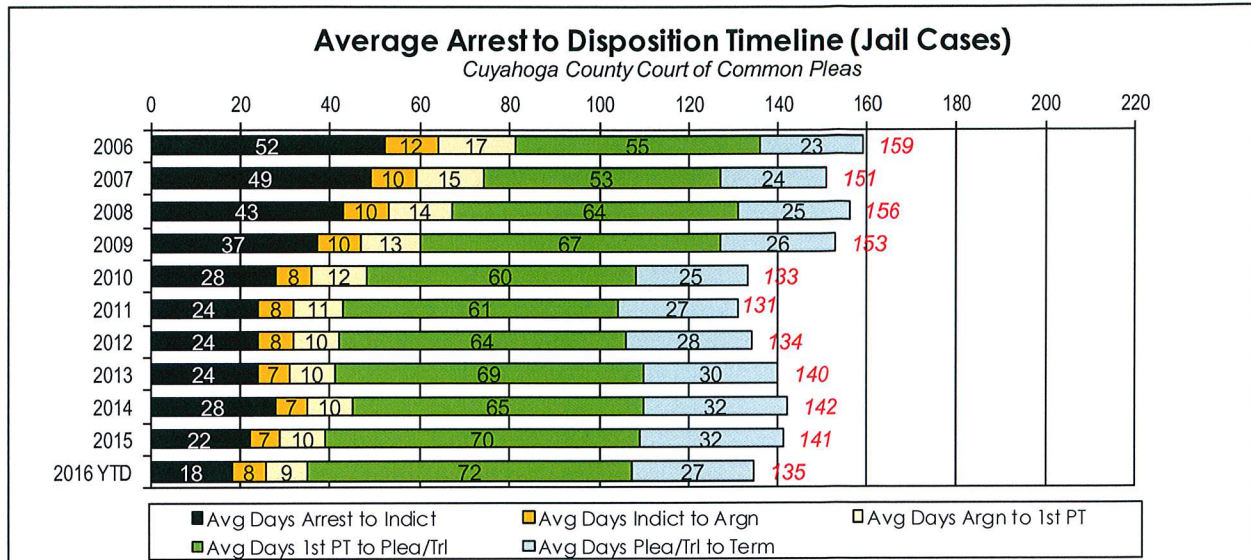
CUYAHOGA COUNTY COMMON PLEAS COURT

Average Arrest to Disposition Timeline (Jail and Non-Jail Cases)



CUYAHOGA COUNTY COMMON PLEAS COURT

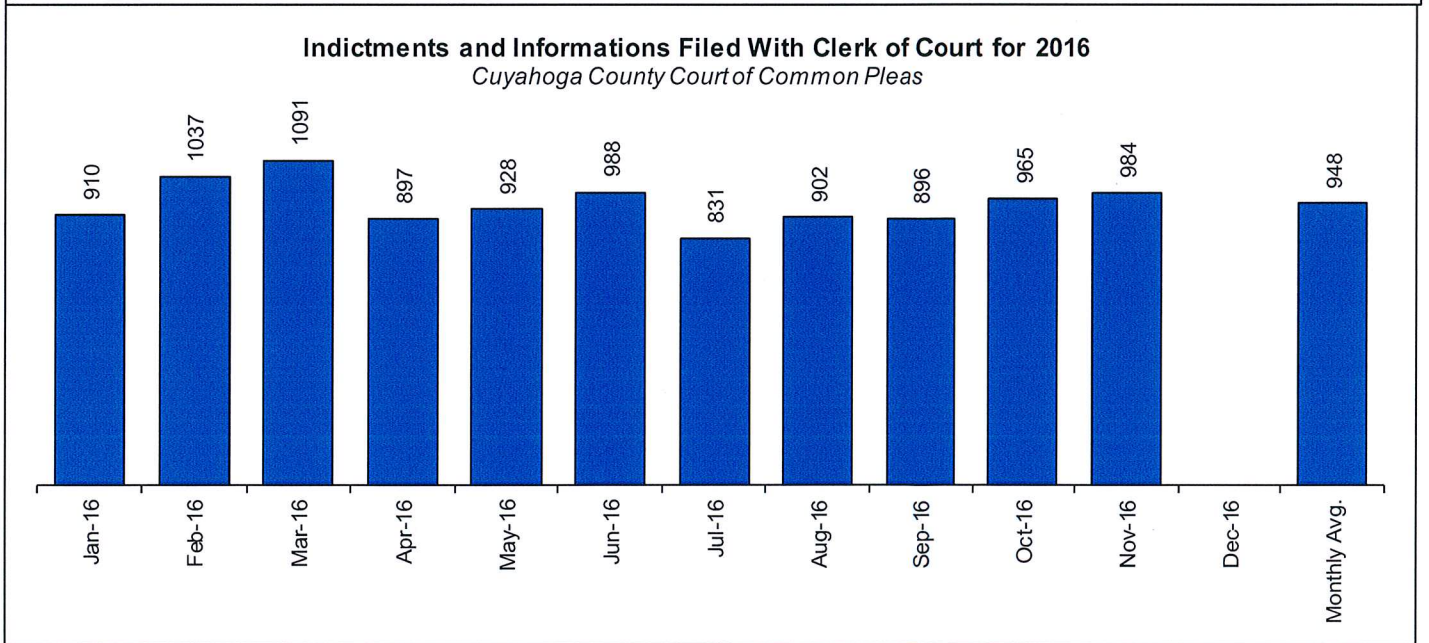
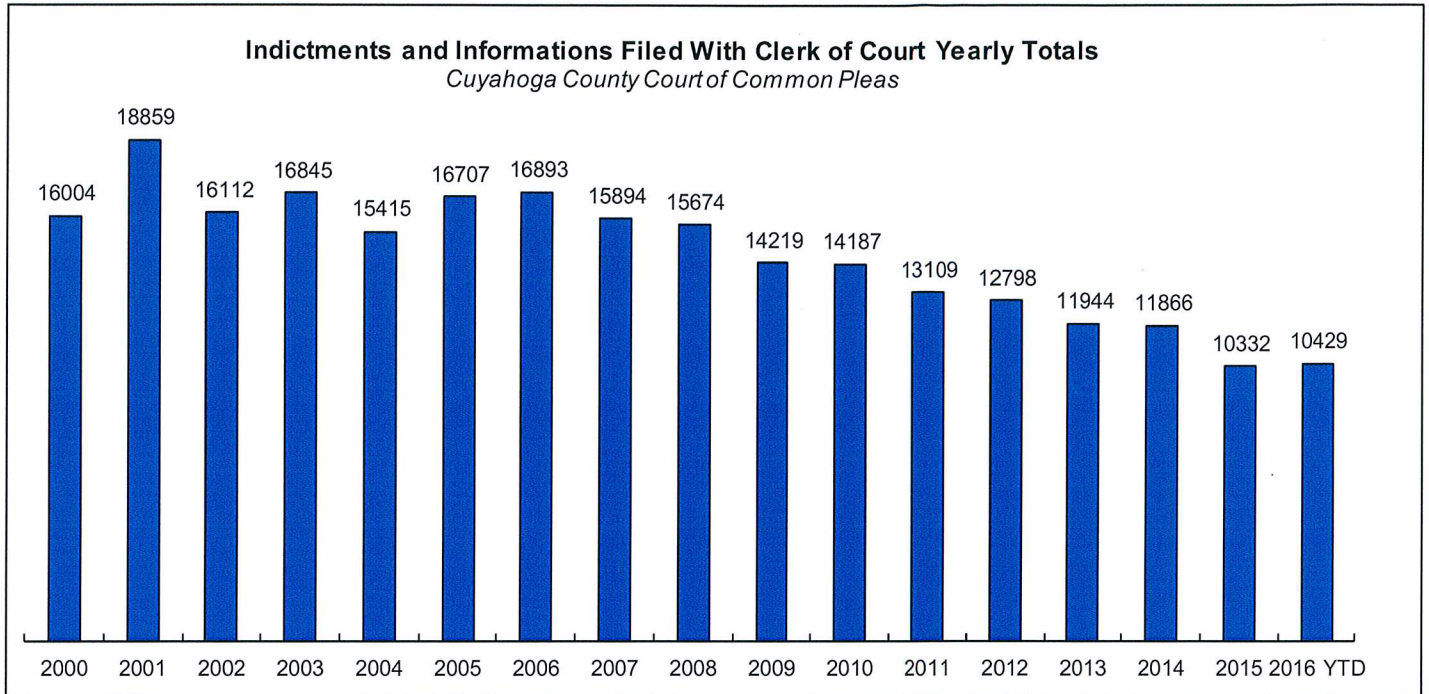
Yearly Average Arrest to Disposition Timeline



CUYAHOGA COUNTY COMMON PLEAS COURT

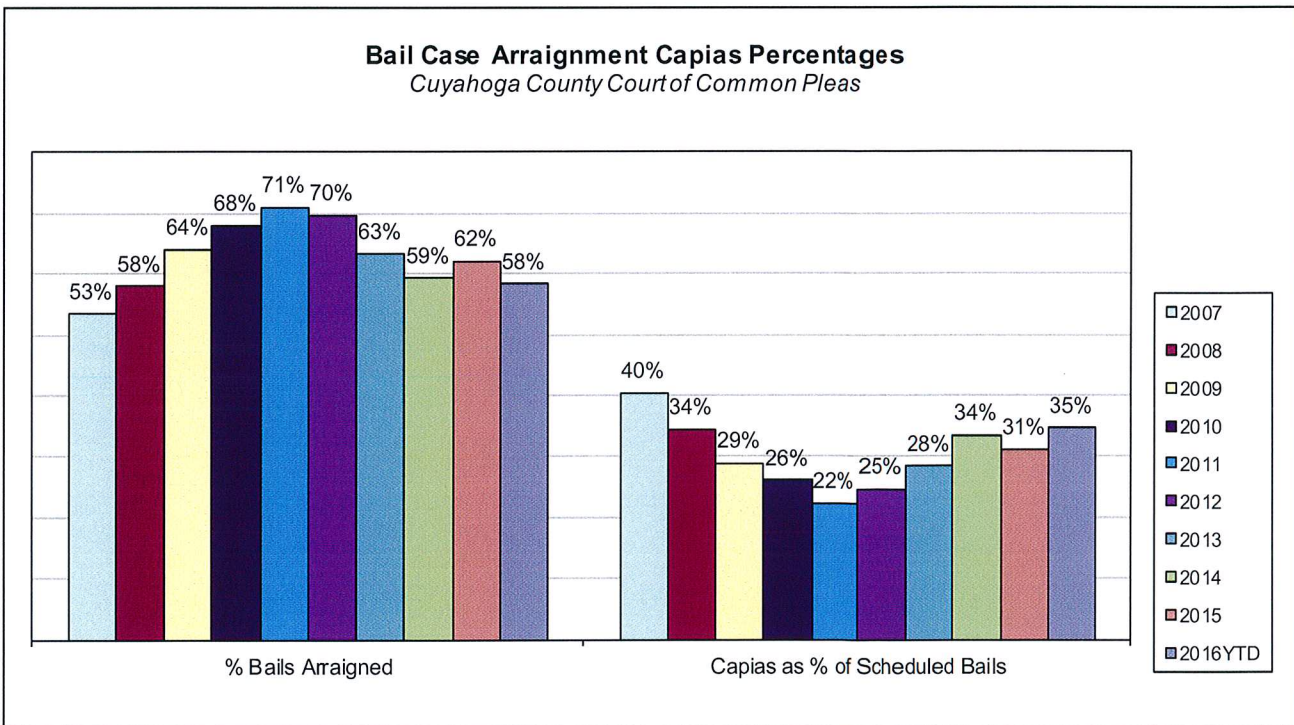
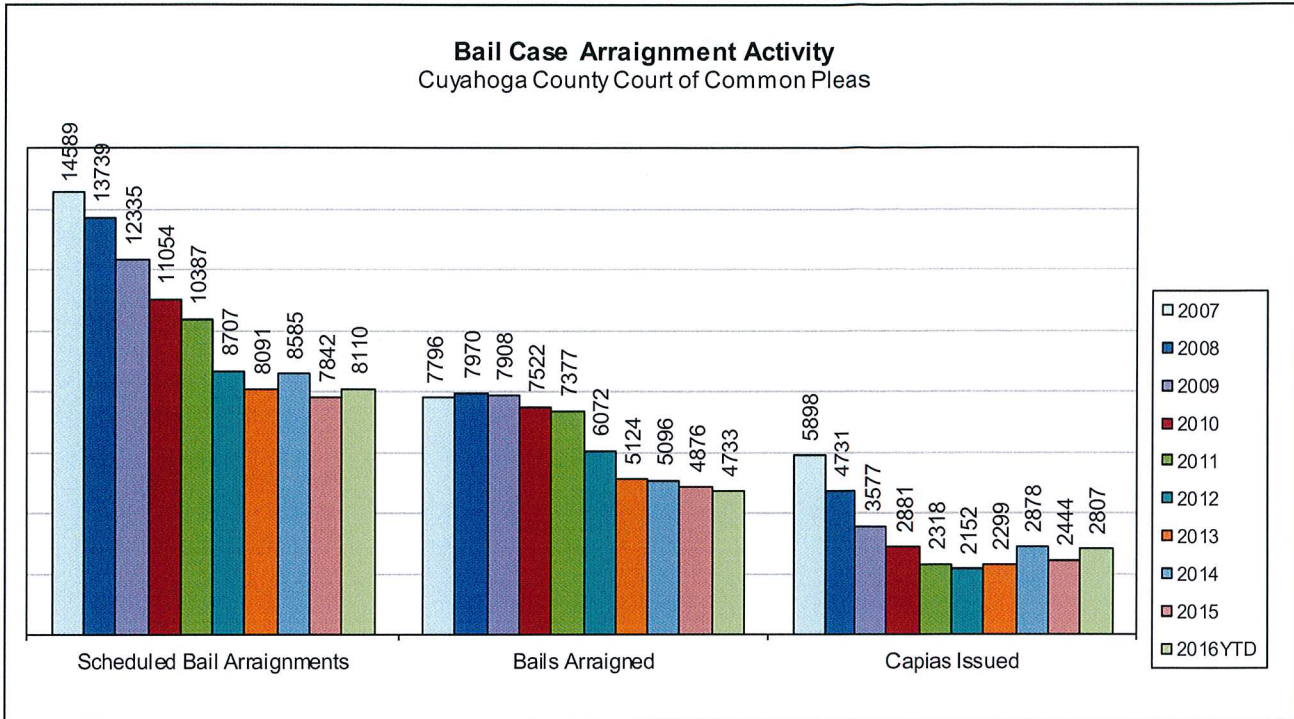
Indictments and Informations Filed With the Clerk of Courts

The following charts are reflective of Indictments and Informations filed with the Criminal Clerk of Courts from 2000. The source for this information was the Criminal Clerk's Office.



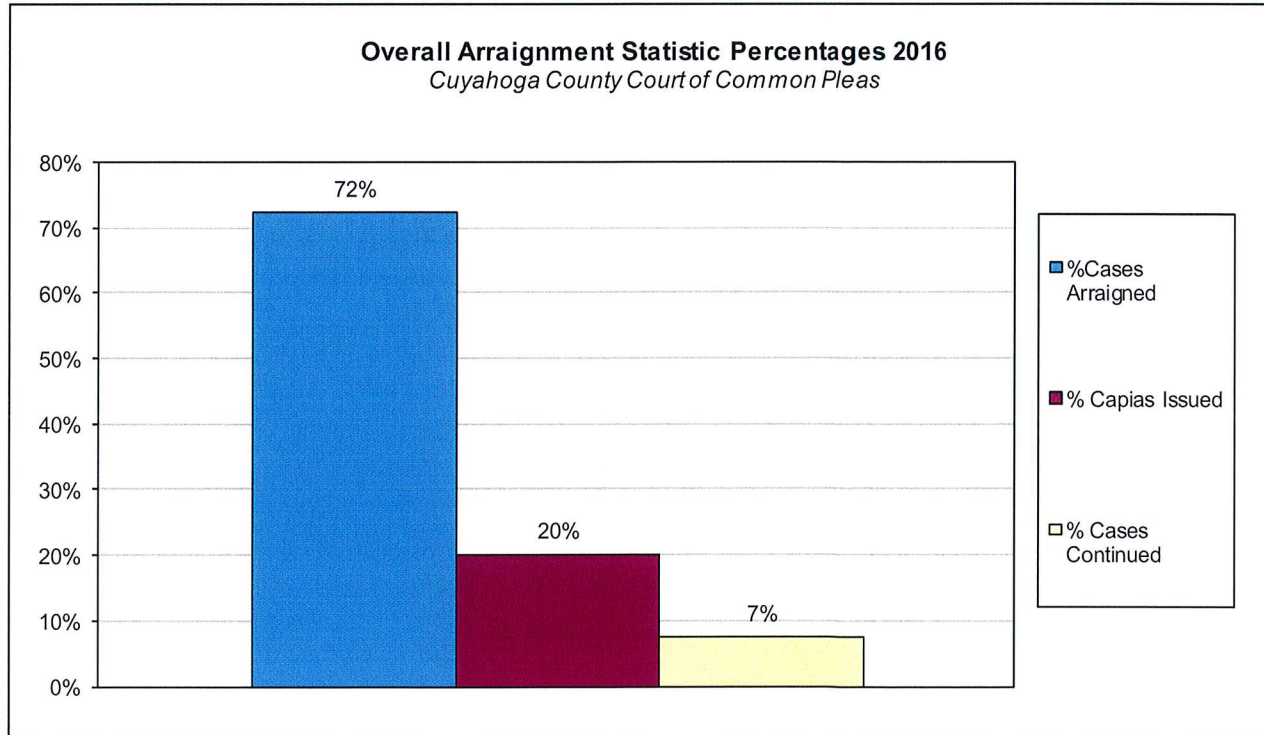
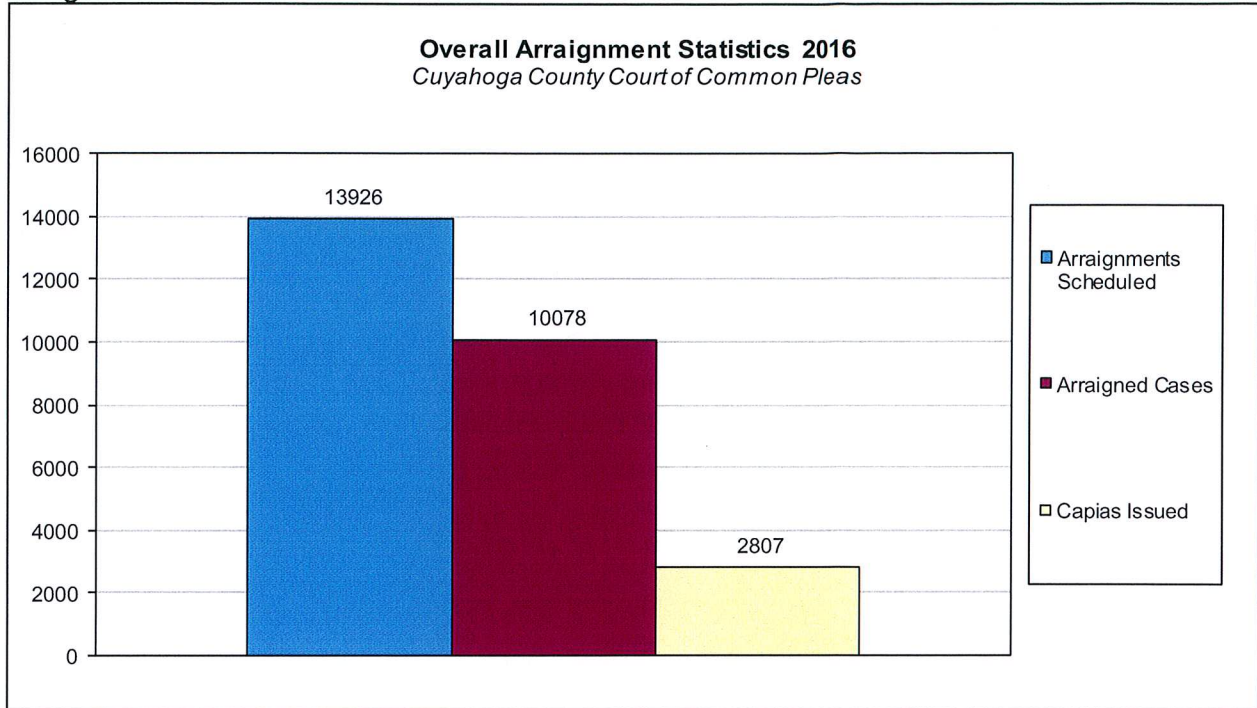
Bail Case Arraignment Activity

The following charts are reflective of arraignment activity where the defendant was not incarcerated at the time of arraignment. The source for this information was the Criminal Records Department.



Overall Arraignment Statistics

The arraignment statistics were provided by the Criminal Records Department. They are provided to give a representation of arraignment activity in the Court in 2016. These statistics include jail and non – jail arraignments.



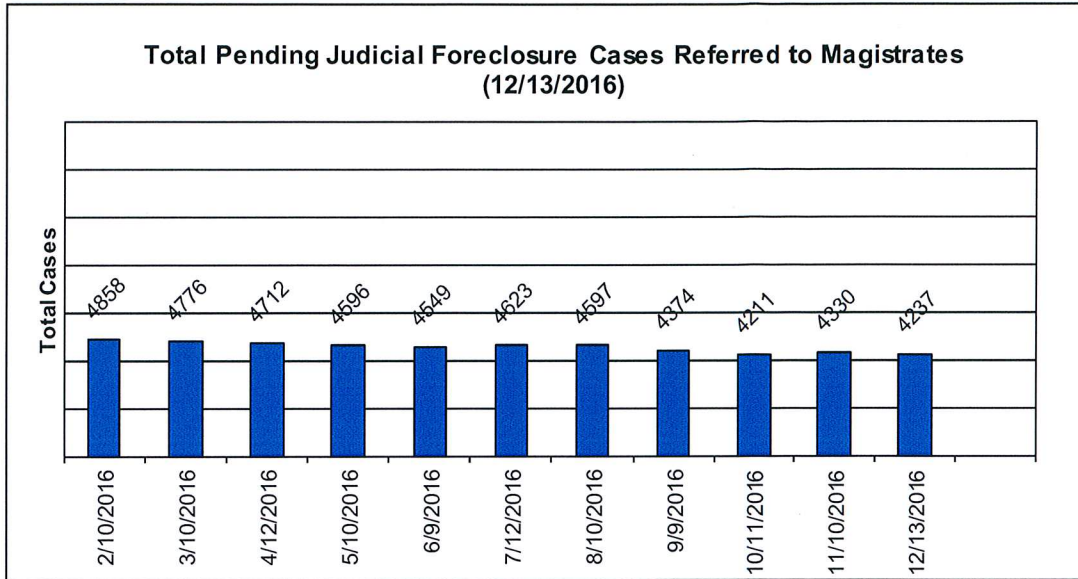
Judicial Foreclosure Statistics¹

¹ For clarification purposes, Foreclosure cases in this report are identified as Judicial Foreclosure filings (filing codes 1460 (Foreclosure Marsh. Of Lien), 1465(Tax Lien), 1466 (Tax Certificate), 1470 (Quiet Title), and 1480 (Partition)). These cases are different from Board of Revision Foreclosures, which are not reported here.

CUYAHOGA COUNTY COMMON PLEAS COURT

Total Pending Judicial Foreclosure Cases Referred to Magistrates

The following chart is a display of the total number of pending Judicial Foreclosure cases referred to the Magistrates on specific dates. The table below shows the number of these cases pending from each year since 2000.

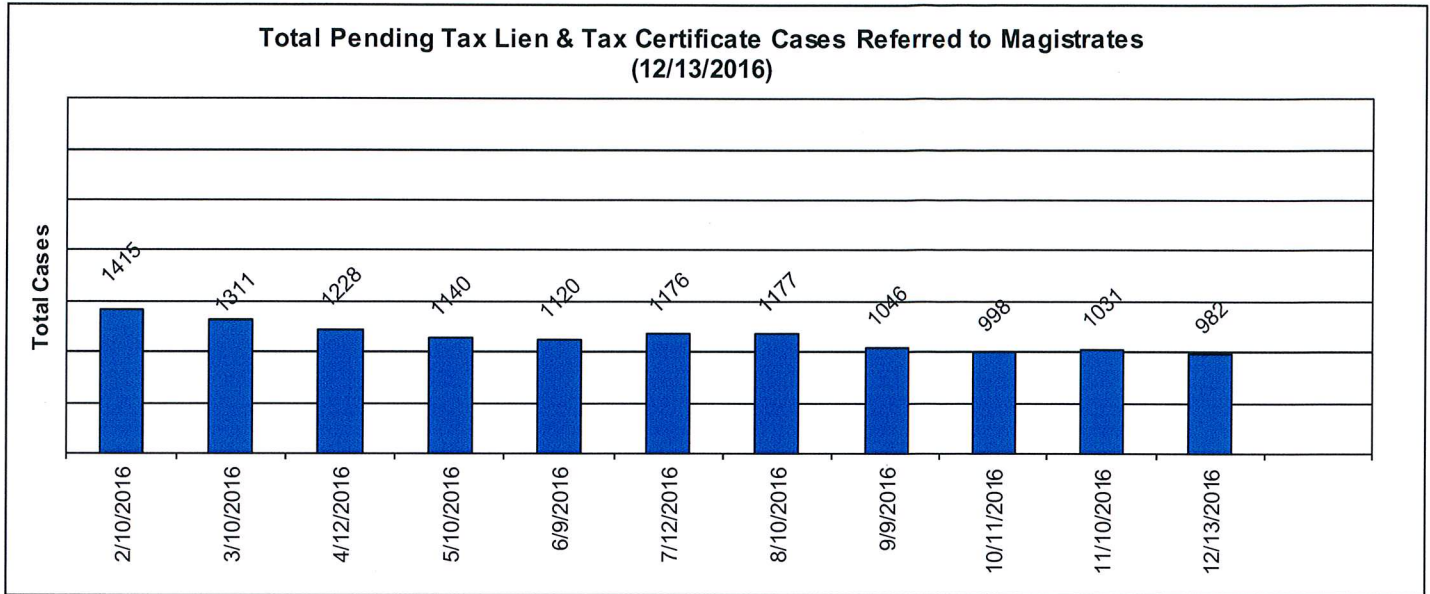


	As of:	2/10/2016	3/10/2016	4/12/2016	5/10/2016	6/9/2016	7/12/2016	8/10/2016	9/9/2016	10/11/2016	11/10/2016	12/13/2016
Year												
2000		0	0	0	0	0	0	0	0	0	0	0
2001		0	0	0	0	0	0	0	0	0	0	0
2002		0	0	0	0	0	0	0	0	0	0	0
2003		2	2	2	2	2	2	2	2	2	2	2
2004		0	0	0	0	0	0	0	0	0	0	0
2005		0	0	0	0	0	0	0	0	0	0	0
2006		0	0	0	0	0	0	0	0	0	0	0
2007		1	1	1	1	1	1	1	1	1	1	1
2008		2	2	3	4	3	2	1	1	1	1	1
2009		5	5	6	6	6	6	4	4	4	3	3
2010		4	5	4	4	4	5	4	3	3	2	3
2011		9	8	7	7	7	6	7	6	6	5	5
2012		43	39	33	30	28	26	21	21	18	16	12
2013		101	86	77	66	61	52	41	27	24	21	20
2014		483	401	333	288	258	220	184	141	117	103	89
2015		3343	2914	2444	2079	1735	1450	1217	975	801	686	571
2016		865	1313	1802	2109	2444	2853	3115	3193	3234	3490	3530
Total		4858	4776	4712	4596	4549	4623	4597	4374	4211	4330	4237

CUYAHOGA COUNTY COMMON PLEAS COURT

Total Pending Tax Lien & Certificate Cases Referred to Magistrates

The following chart is a display of the number of pending tax Judicial Foreclosure cases referred to the Magistrates on specific dates. The table below shows the number of pending tax Judicial Foreclosure cases in each year since 2000.




	As of:	2/10/2016	3/10/2016	4/12/2016	5/10/2016	6/9/2016	7/12/2016	8/10/2016	9/9/2016	10/11/2016	11/10/2016	12/13/2016
Year												
2000		0	0	0	0	0	0	0	0	0	0	0
2001		0	0	0	0	0	0	0	0	0	0	0
2002		0	0	0	0	0	0	0	0	0	0	0
2003		0	0	0	0	0	0	0	0	0	0	0
2004		0	0	0	0	0	0	0	0	0	0	0
2005		0	0	0	0	0	0	0	0	0	0	0
2006		0	0	0	0	0	0	0	0	0	0	0
2007		0	0	0	0	0	0	0	0	0	0	0
2008		0	0	0	1	1	0	0	0	0	0	0
2009		0	0	0	0	0	0	0	0	0	0	0
2010		0	0	0	0	1	1	2	1	1	0	1
2011		0	0	1	1	1	1	1	1	1	1	1
2012		4	3	3	3	2	2	2	2	1	1	1
2013		19	17	15	10	11	9	7	5	3	3	2
2014		104	91	78	63	57	52	45	34	29	25	23
2015		928	821	697	611	529	427	360	281	218	187	152
2016		360	379	434	451	518	684	760	722	745	814	802
Total		1415	1311	1228	1140	1120	1176	1177	1046	998	1031	982

CUYAHOGA COUNTY COMMON PLEAS COURT

Percentage of Pending Judicial Foreclosure Cases By Filing Year

The following chart is a representation of the total number of pending Judicial Foreclosure cases by filing year expressed as a percentage on a specific date. The table below is the supporting data for this chart.

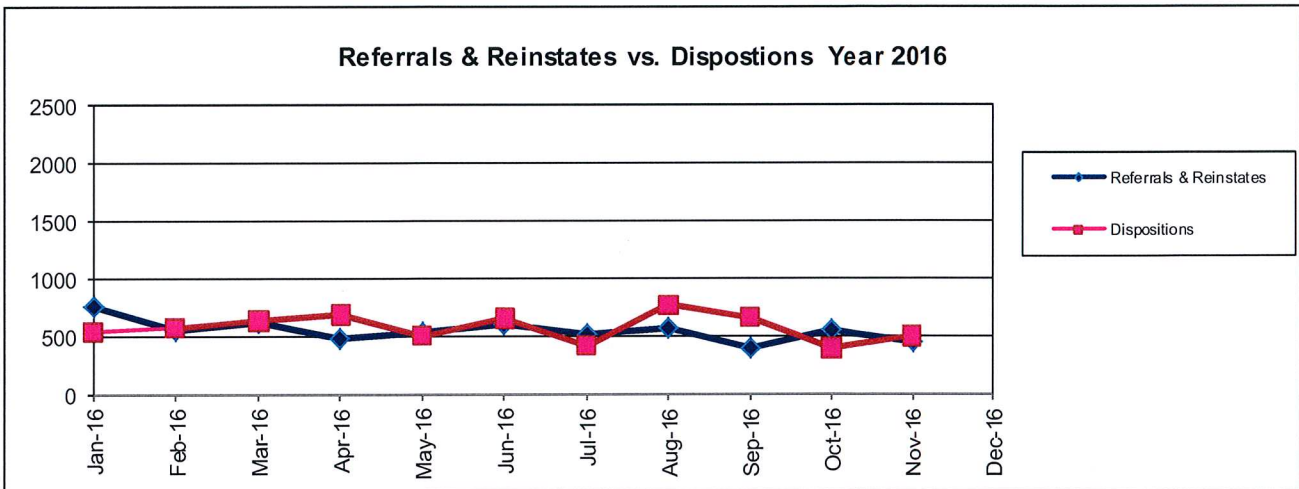
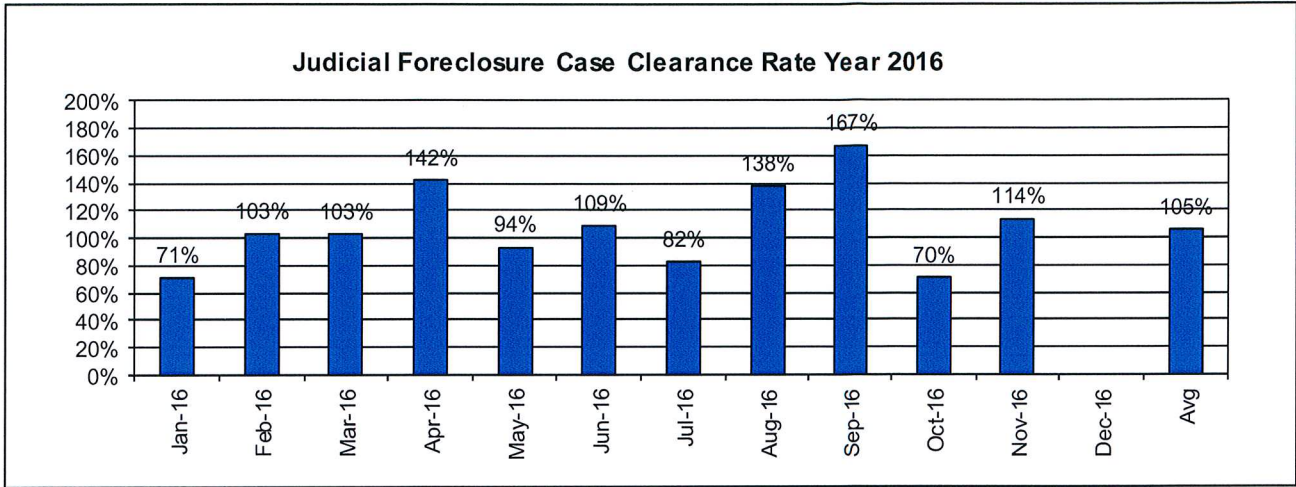


Year	As of:	12/13/2016	% of Total
2000		0	0.00%
2001		0	0.00%
2002		0	0.00%
2003		2	0.05%
2004		0	0.00%
2005		0	0.00%
2006		0	0.00%
2007		1	0.02%
2008		1	0.02%
2009		3	0.07%
2010		3	0.07%
2011		5	0.12%
2012		12	0.28%
2013		20	0.47%
2014		89	2.10%
2015		571	13.48%
2016		3530	83.31%

CUYAHOGA COUNTY COMMON PLEAS COURT

Judicial Foreclosure Clearance Rate Year 2016

The Clearance Rate is the number of outgoing cases as a percentage of the number of incoming cases. Clearance rate measures whether the court is keeping up with its incoming caseload. If cases are not disposed in a timely manner, a backlog of cases awaiting disposition will grow. A Clearance Rate of 100% indicates that at least as many cases as have been filed, reopened, or reactivated in a period have been disposed.

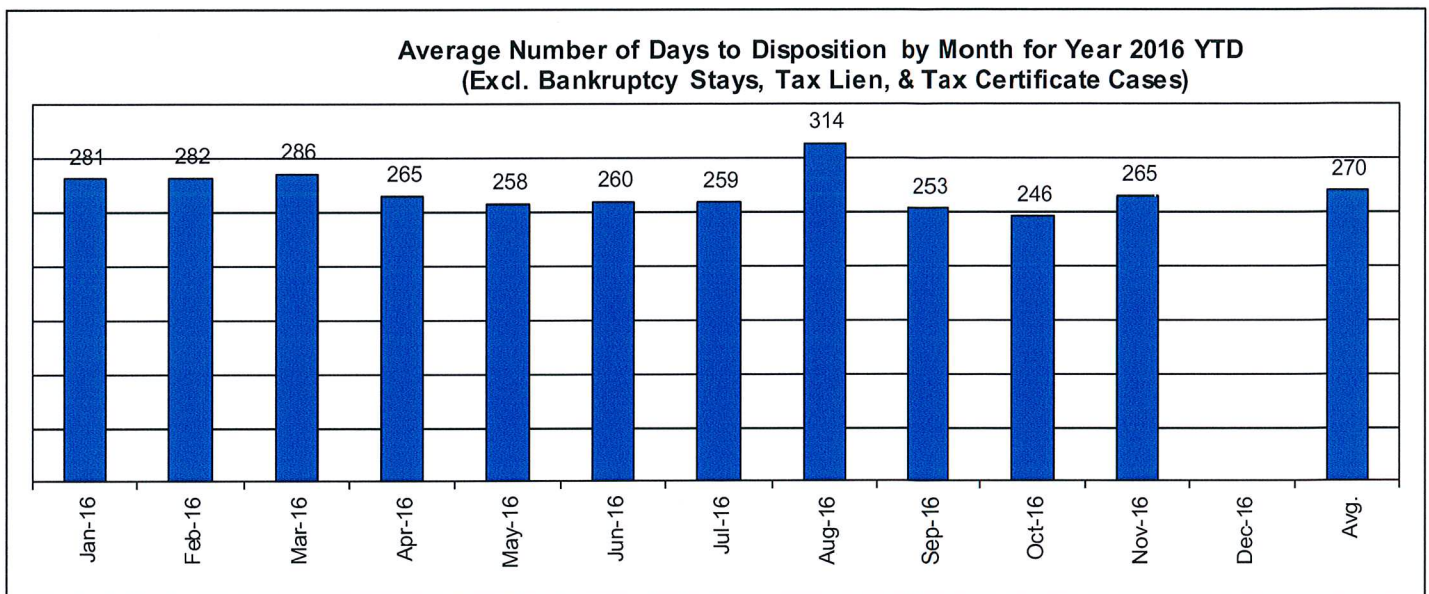
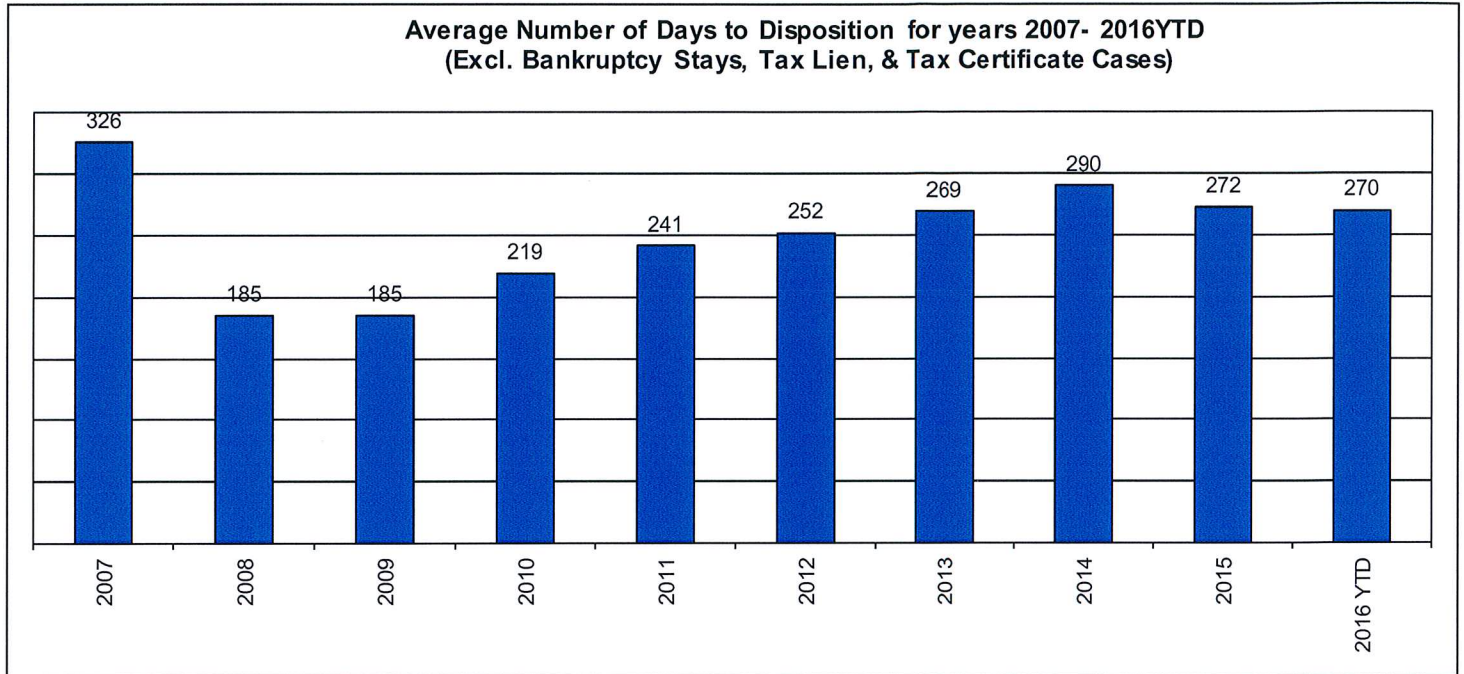


	Referrals & Reinstates	Dispositions	Clearance Rate
Jan-16	757	540	71%
Feb-16	559	576	103%
Mar-16	624	641	103%
Apr-16	488	691	142%
May-16	543	508	94%
Jun-16	602	655	109%
Jul-16	511	421	82%
Aug-16	562	774	138%
Sep-16	395	661	167%
Oct-16	559	394	70%
Nov-16	441	502	114%
Dec-16			
Avg	549	578	105%
Total	6041	6363	

CUYAHOGA COUNTY COMMON PLEAS COURT

Avg. Number of Days to Disp. (Excl. Bank. Stays & Tax Lien & Tax Cert.)

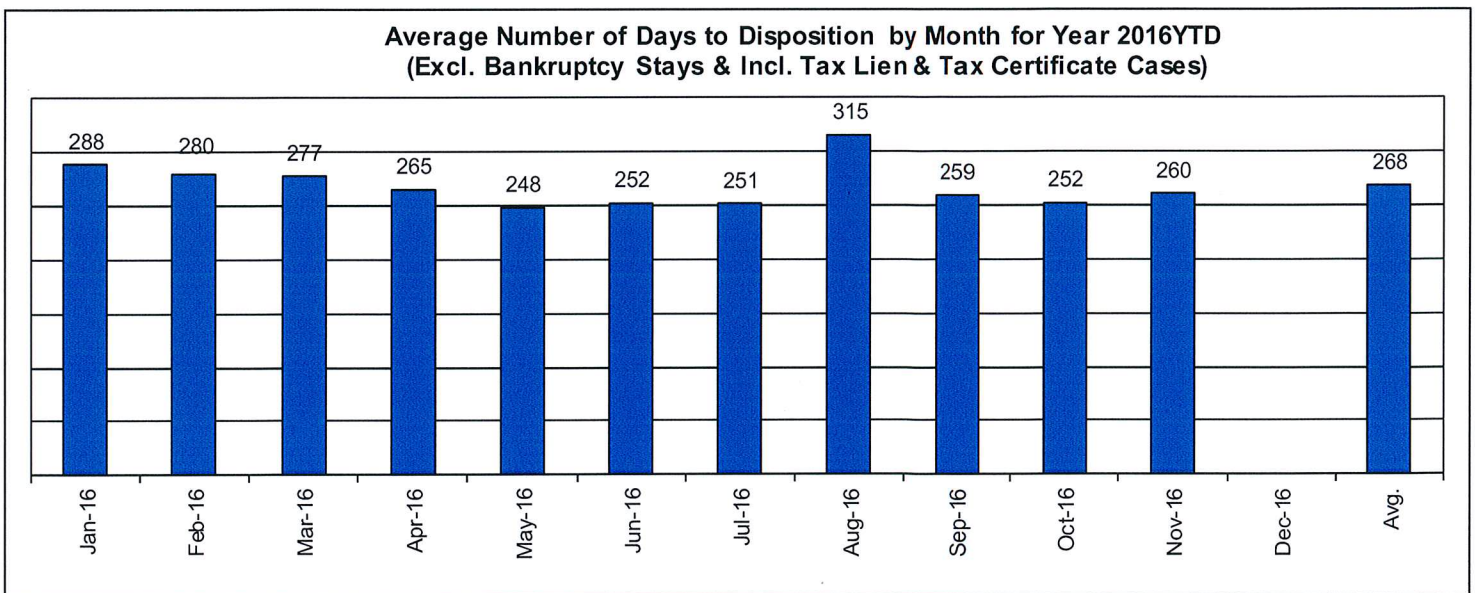
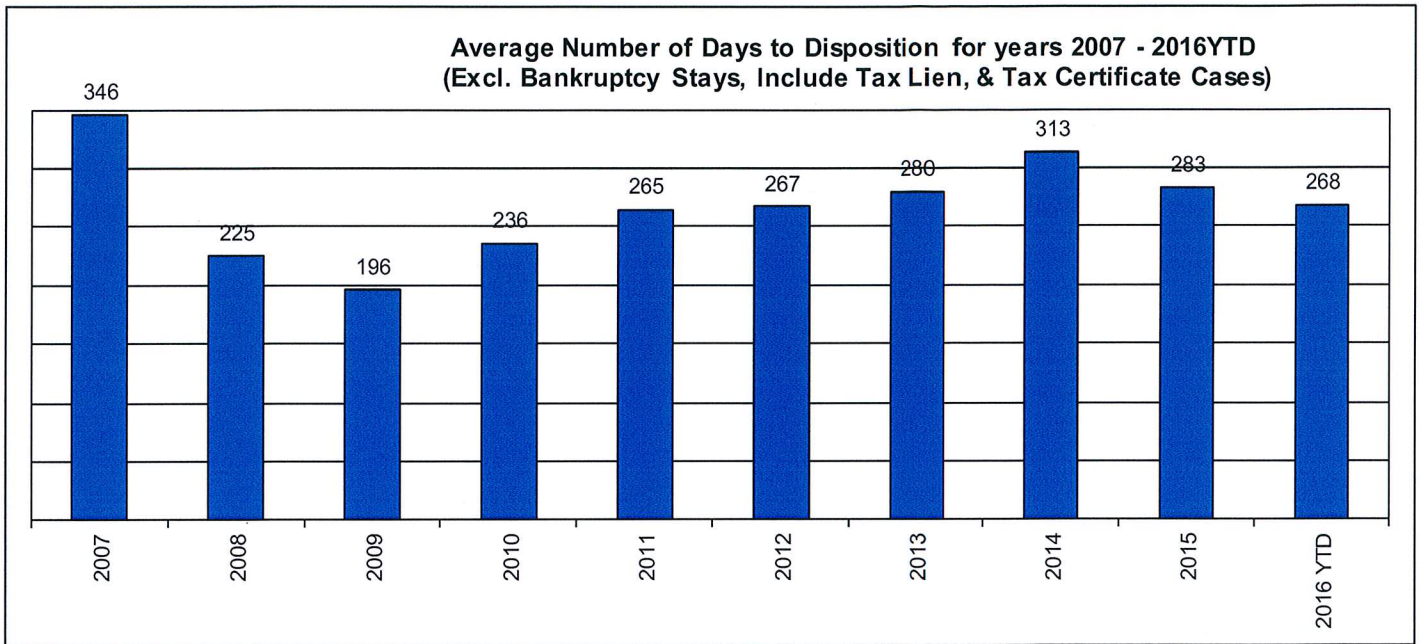
The average number of days to disposition is the number of days from filing to a final disposition entry being filed with the Clerk of Court. The data sample is based on all judicial foreclosure cases terminated by decree or dismissal (cases terminated by bankruptcy are not included) in a month. Each case is examined to determine the number of days between filing and termination with the periods that a case may have been in bankruptcy subtracted. Adding the total days of all of the cases minus bankruptcy periods and dividing by the total number of cases calculates the average. In the following chart, tax judicial foreclosure cases are excluded.



CUYAHOGA COUNTY COMMON PLEAS COURT

Avg. Number of Days to Disp. (Excl. Bank. Stays & Incl. Tax Lien & Tax Cert.)

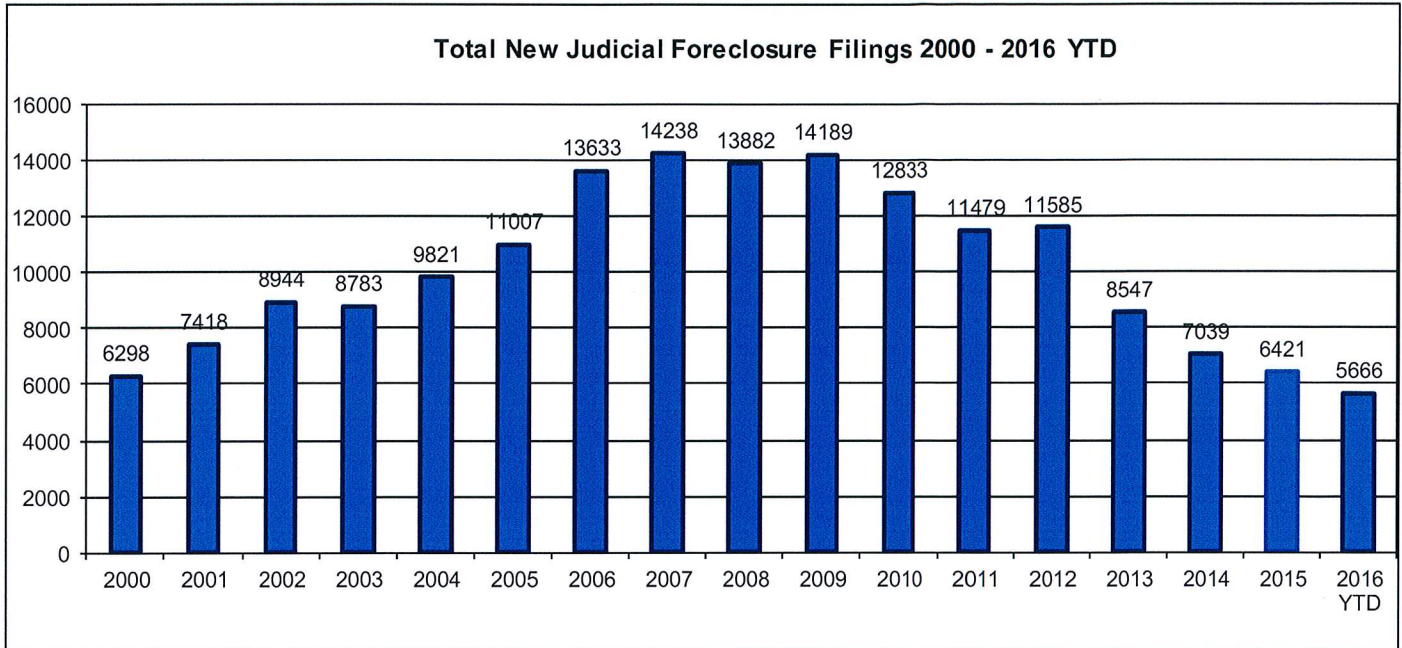
The average number of days to disposition is the number of days from filing to a final disposition entry being filed with the Clerk of Court. The data sample is based on all Judicial Foreclosure cases terminated by decree or dismissal (cases terminated by bankruptcy are not included) in a month. Each case is examined to determine the number of days between filing and termination with the periods that a case may have been in bankruptcy subtracted. Adding the total days of all of the cases minus bankruptcy periods and dividing by the total number of cases calculates the average. In the following chart, all types of Judicial Foreclosure cases are included.



Total New Judicial Foreclosure Filings

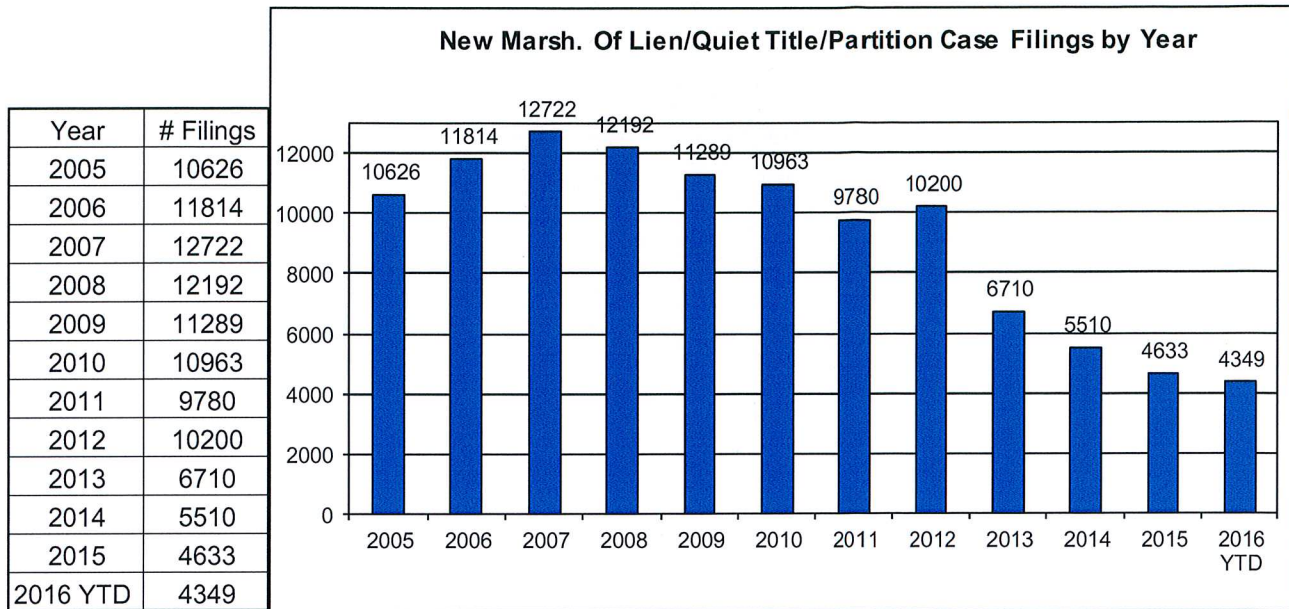
The following charts are provided as a historical view of new judicial foreclosure filings.

1. Total New Judicial Foreclosure Filings from 2000 – 2016 by year
2. Total New Marsh of Lien/Quiet Title/Partition Filings from 2005 – 2016 by month
3. Total New Tax Lien & Tax Certificate Filings for 2005 – 2016 by month
4. Total New Judicial Foreclosure Filings from 2005 – 2016 by month

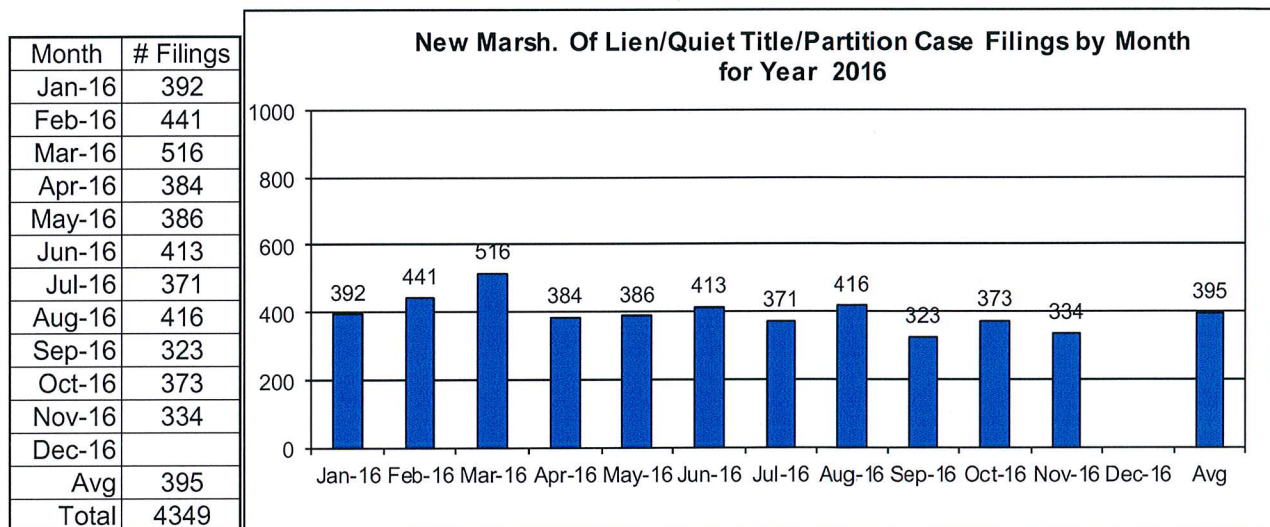


CUYAHOGA COUNTY COMMON PLEAS COURT

New Marsh of Lien/Quiet Title/Partition Case Filings for Years 2005 – 2016 YTD



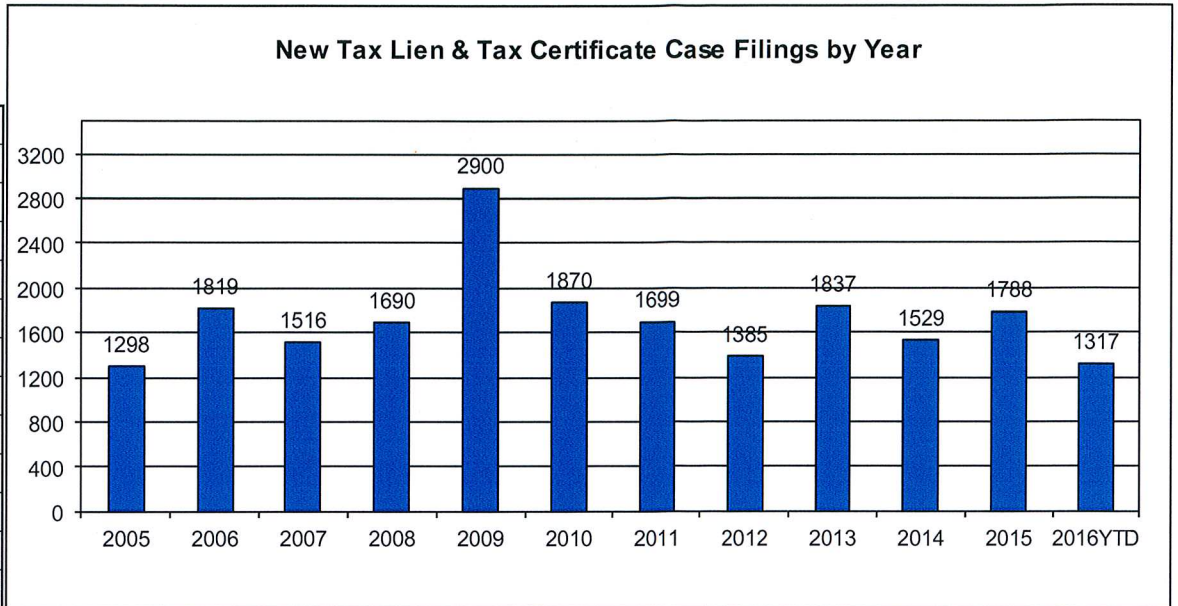
New Marsh of Lien/Quiet Title/Partition Case Filings by month for 2016 YTD



CUYAHOGA COUNTY COMMON PLEAS COURT

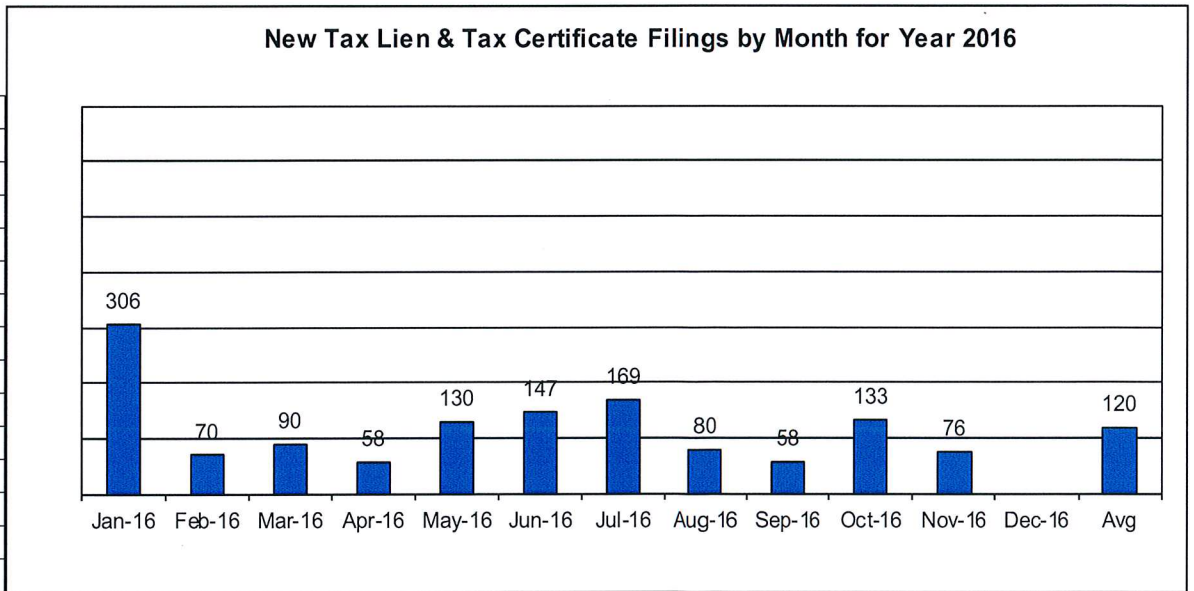
New Tax Lien & Certificate Filings for Years 2005 – 2016 YTD

Year	# Filings
2005	1298
2006	1819
2007	1516
2008	1690
2009	2900
2010	1870
2011	1699
2012	1385
2013	1837
2014	1529
2015	1788
2016YTD	1317



New Tax Lien & Certificate Filings by Month for Year 2016 YTD

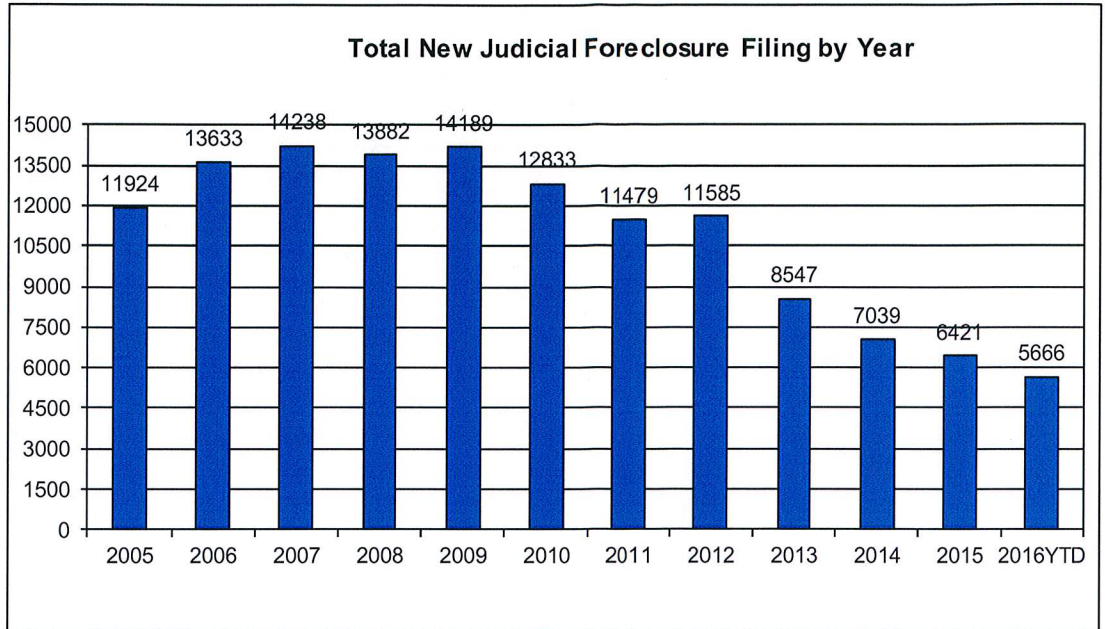
Month	# Filings
Jan-16	306
Feb-16	70
Mar-16	90
Apr-16	58
May-16	130
Jun-16	147
Jul-16	169
Aug-16	80
Sep-16	58
Oct-16	133
Nov-16	76
Dec-16	
Avg	120
Total	1317



CUYAHOGA COUNTY COMMON PLEAS COURT

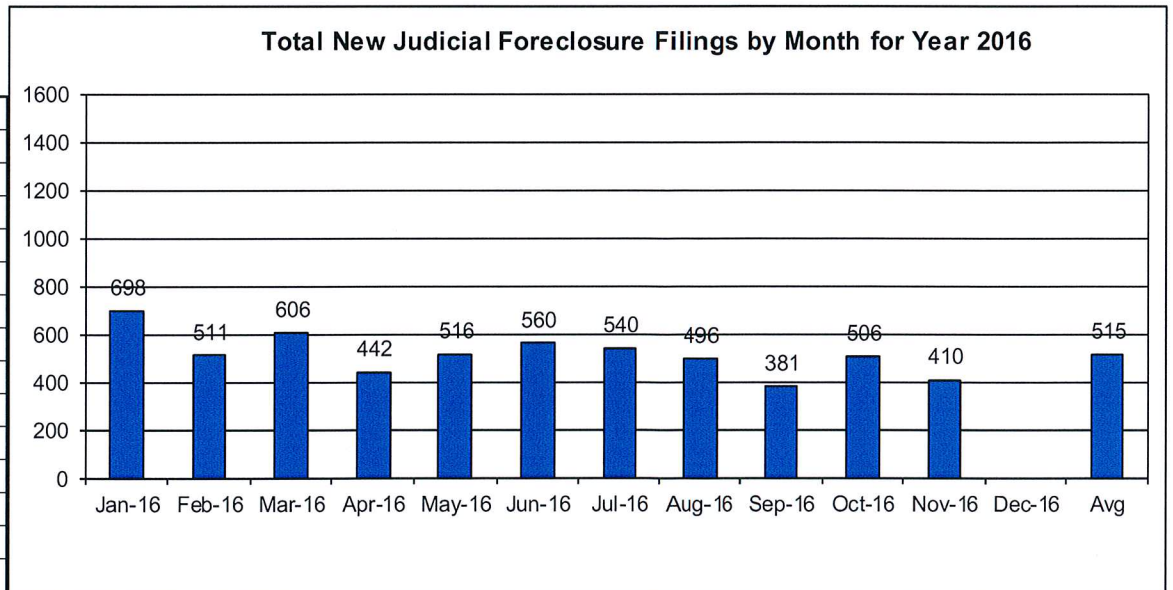
Total New Judicial Foreclosure Filings Years 2005 – 2016 YTD

Year	# Filings
2005	11924
2006	13633
2007	14238
2008	13882
2009	14189
2010	12833
2011	11479
2012	11585
2013	8547
2014	7039
2015	6421
2016 YTD	5666



Total New Judicial Foreclosure Filings by Month for Year 2016 YTD

Month	# Filings
Jan-16	698
Feb-16	511
Mar-16	606
Apr-16	442
May-16	516
Jun-16	560
Jul-16	540
Aug-16	496
Sep-16	381
Oct-16	506
Nov-16	410
Dec-16	
Avg	515
Total	5666



Magistrate's Monthly Reports

The Magistrates' Monthly Report consists of 5 reports. Below is a description of each.

Magistrate's Monthly Supplemental Journal Entry Report (R415)

Retrieves total number of supplemental entries and Decrees of Confirmation of Sheriff's sale created during a specific period. A supplemental entry is any journal created by a magistrate, which does not close out a case. For example, any magistrate's order (MG) setting a hearing, any journal entry (JE) ruling on a motion, journals confirming Sheriff's sales, etc.).

Magistrate's Full Disposition Count by Magistrate Report (R413)

Retrieves total number of cases disposed of during a specific period. The dispositions are grouped by Magistrate and then broken down by the type of disposition (i. e. Default, Dismissed with Prejudice, Dismissed without Prejudice, etc.) This report can be printed three different ways. Including tax cases (Full Dispositions), excluding tax cases (Non-Tax Dispositions), and Tax cases only (Tax Dispositions).

Magistrate's Monthly Cases Referred/Reinstated Report (R418)

Retrieves newly filed cases referred to the Magistrates Dept. and cases previously disposed by the Magistrates Dept. that are reinstated and re-referred to the magistrates. The cases are separated by Tax (filing code 1465; Tax Judicial Foreclosure & 1466; Tax Certificate Judicial Foreclosure) and Non-Tax (1460; Judicial Foreclosure Marsh. Of Lien, 1480; Partition, 1470; Quiet Title, misc. (i. e. 1391; Contract Other, etc.).

Magistrate's Monthly Hearing Totals Report (R3146)

Retrieves total number of hearings held during one month. The hearings are grouped by Magistrate and then broken down by what type hearing was held (i. e. Default, Pretrial, etc.).

Magistrate's Monthly Case Load Report (R3147)

Retrieves individual caseload totals for individual magistrates during a specific period. The cases are grouped by magistrate and then broken down by case type (i. e. tax judicial foreclosure, tax certificate judicial foreclosure and non-tax judicial foreclosure).

CUYAHOGA COUNTY COURT OF COMMON PLEAS

DATE: 12/13/2016
TIME: 9:32 AM

OFFICE OF THE MAGISTRATES
MAGISTRATE'S MONTHLY SUPPLEMENTALS BY CASE
REPORTING PERIOD: NOVEMBER 2016

PAGE: 1
CMSR415D

SUPPLEMENTALS

AUGUSTYN	159
BAKER	322
BUCHA	159
DAY	332
DYKE	195
GAUNTNER	0
GONZALEZ	245
HIPPLEY	144
JACKSON A	221
JACKSON J	201
KLEIN	210
LUCAS	222
VOZAR	197
WEISS	256
UNACCOUNTED FOR	0

TOTAL 2863

CONFIRMATIONS

TOTAL 4

DATE: 12/13/2016
 TIME: 9:33 AM

CUYAHOGA COUNTY COURT OF COMMON PLEAS
 OFFICE OF THE MAGISTRATES
Full Disposition Count by Magistrate
 REPORTING PERIOD: FROM 11/01/2016 TO 11/30/2016

PAGE: 1
 CMSR413

MagID	Dispose Type	Tax Cert.	Tax Treas.	Total
KCA				
	Bank	0	0	2
	Def	0	0	18
	Dism	2	0	7
	Ref. Vacate	0	0	0
	Court Trial	0	0	0
	Other	0	5	8
	<u>MAG'S TOTAL</u>	2	5	<u>35</u>
GDB				
	Bank	0	1	3
	Def	2	0	14
	Dism	2	1	11
	Ref. Vacate	0	0	0
	Court Trial	0	0	0
	Other	0	0	6
	<u>MAG'S TOTAL</u>	4	2	<u>34</u>
SMB				
	Bank	1	0	1
	Def	1	0	18
	Dism	0	0	7
	Ref. Vacate	0	0	0
	Court Trial	0	0	0
	Other	1	6	8
	<u>MAG'S TOTAL</u>	3	6	<u>34</u>
CED				
	Bank	0	0	3
	Def	4	0	25
	Dism	1	0	11
	Ref. Vacate	0	0	0
	Court Trial	0	0	0
	Other	3	10	19
	<u>MAG'S TOTAL</u>	8	10	<u>58</u>
JTD				
	Bank	0	0	3
	Def	1	0	21
	Dism	1	1	17
	Ref. Vacate	0	0	0
	Court Trial	0	0	0
	Other	0	5	8
	<u>MAG'S TOTAL</u>	2	6	<u>49</u>
TG				
	Bank	0	0	1
	Def	2	1	17
	Dism	0	1	10
	Ref. Vacate	0	0	0
	Court Trial	0	0	0
	Other	2	11	13
	<u>MAG'S TOTAL</u>	4	13	<u>41</u>
KH				
	Bank	0	0	0
	Def	0	3	16
	Dism	0	1	10
	Ref. Vacate	0	0	0
	Court Trial	0	0	0
	Other	1	1	2
	<u>MAG'S TOTAL</u>	1	5	<u>28</u>
ARJ				
	Bank	0	1	3
	Def	0	0	5
	Dism	1	0	10

Decrees	326
Defaults	203
Other	118
Court Trial	5
Dismissals	138
Bankruptcy	38
Ref. Vacated	0
Grand Total	502

DATE: 12/13/2016
TIME: 9:33 AM

CUYAHOGA COUNTY COURT OF COMMON PLEAS
OFFICE OF THE MAGISTRATES
Full Disposition Count by Magistrate
REPORTING PERIOD: FROM 11/01/2016 TO 11/30/2016

PAGE: 2
CMSR413

MagID	Dispose Type	Tax Cert.	Tax Treas.	Total
	Ref. Vacate	0	0	0
	Court Trial	0	0	1
	Other	0	4	11
	<u>MAG'S TOTAL</u>	<u>1</u>	<u>5</u>	<u>30</u>
<hr/>				
JLJ	Bank	1	0	2
	Def	5	0	25
	Dism	2	0	12
	Ref. Vacate	0	0	0
	Court Trial	0	4	4
	Other	2	0	7
	<u>MAG'S TOTAL</u>	<u>10</u>	<u>4</u>	<u>50</u>
<hr/>				
MK	Bank	2	0	7
	Def	1	0	10
	Dism	0	0	14
	Ref. Vacate	0	0	0
	Court Trial	0	0	0
	Other	1	8	12
	<u>MAG'S TOTAL</u>	<u>4</u>	<u>8</u>	<u>43</u>
<hr/>				
PL	Bank	1	0	5
	Def	0	0	0
	Dism	0	1	12
	Ref. Vacate	0	0	0
	Court Trial	0	0	0
	Other	0	0	0
	<u>MAG'S TOTAL</u>	<u>1</u>	<u>1</u>	<u>17</u>
<hr/>				
TJV	Bank	1	0	6
	Def	3	0	12
	Dism	1	0	10
	Ref. Vacate	0	0	0
	Court Trial	0	0	0
	Other	0	4	5
	<u>MAG'S TOTAL</u>	<u>5</u>	<u>4</u>	<u>33</u>
<hr/>				
CW	Bank	0	0	2
	Def	2	0	22
	Dism	0	0	7
	Ref. Vacate	0	0	0
	Court Trial	0	0	0
	Other	0	14	19
	<u>MAG'S TOTAL</u>	<u>2</u>	<u>14</u>	<u>50</u>

CUYAHOGA COUNTY COURT OF COMMON PLEAS

DATE: 12/13/2016
 TIME: 09:33 AM

OFFICE OF THE MAGISTRATES
 MAGISTRATE'S MONTHLY REF/REIN CASES
 FROM 11/01/2016 TO 11/30/2016

CMSR418

MAGISTRATE	NEW REFERRALS				REINSTATED			
	Tax Treas.	Tax Cert.	Non-Tax	Total	Tax Treas.	Tax Cert.	Non-Tax	Total
<u>AUGUSTYN/KEVIN/C</u>	4	0	17	21	0	0	0	0
<u>BAKER/GAIL/D</u>	10	3	23	36	0	0	2	2
<u>BUCHA/STEPHEN/M</u>	3	0	16	19	0	0	1	1
<u>DAY/CHRISTOPHERE/E</u>	9	0	24	33	0	1	1	2
<u>DYKE/JOHN/T</u>	3	1	34	38	0	0	2	2
<u>GONZALEZ/TRACEY/</u>	6	0	32	38	0	0	1	1
<u>HIPPLEY/KEVIN/</u>	3	2	23	28	0	0	0	0
<u>JACKSON A/AMY/R</u>	5	0	27	32	0	0	1	1
<u>JACKSON J/JIM/L</u>	4	0	34	38	0	0	1	1
<u>KLEIN/MONICA/</u>	5	1	32	38	0	1	4	5
<u>LUCAS/PAUL/</u>	11	0	26	37	0	2	0	2
<u>VOZAR/THOMAS/J</u>	5	0	33	38	0	0	0	0
<u>WEISS/CAROL/</u>	5	1	18	24	0	0	4	4
<u>TOTAL</u>	73	8	339	420	0	4	17	21
<u>COMBINED TOTAL</u>				441				

CUYAHOGA COUNTY COURT OF COMMON PLEAS

OFFICE OF THE MAGISTRATES

MAG MONTHLY HEARING TOTALS

Reporting Period: November 2016

DATE: 12/13/2016
TIME: 09:33 AM

PAGE: 1
CMSR3146

Monthly Hearing Total 519

AUGUSTYN
 Default Hearings 16
 Tax Hearings 0
 Pretrials 6

 TOTAL: 22

BAKER
 Default Hearings 37
 Tax Hearings 10
 Pretrials 1

 TOTAL: 48

BUCHA
 Default Hearings 13
 Tax Hearings 2
 Pretrials 12

 TOTAL: 27

DAY
 Default Hearings 24
 Tax Hearings 7
 Pretrials 8

 TOTAL: 39

DYKE
 Default Hearings 13
 Tax Hearings 5
 Pretrials 11

 TOTAL: 29

GONZALEZ
 Default Hearings 26
 Tax Hearings 3
 Pretrials 8

 TOTAL: 37

HIPPLEY
 Default Hearings 31
 Tax Hearings 0
 Pretrials 7

 TOTAL: 38

JACKSON A
 Default Hearings 46
 Tax Hearings 11
 Pretrials 10

 TOTAL: 67

JACKSON J
 Default Hearings 27
 Tax Hearings 7
 Pretrials 25

 TOTAL: 59

KLEIN
 Default Hearings 17
 Tax Hearings 7
 Pretrials 7

 TOTAL: 31

CUYAHOGA COUNTY COURT OF COMMON PLEAS

OFFICE OF THE MAGISTRATES
MAG MONTHLY HEARING TOTALS
Reporting Period: November 2016

DATE: 12/13/2016
TIME: 09:33 AM

PAGE: 2
CMSR3146

TOTAL:	31
LUCAS	
Default Hearings	8
Tax Hearings	13
Pretrials	11
<hr/>	
TOTAL:	32
VOZAR	
Default Hearings	31
Tax Hearings	6
Pretrials	19
<hr/>	
TOTAL:	56
WEISS	
Default Hearings	15
Tax Hearings	6
Pretrials	13
<hr/>	
TOTAL:	34

CUYAHOGA COUNTY COURT OF COMMON PLEAS

DATE: 12/13/2016
 TIME: 9:33 AM

Office of the Magistrates
 Magistrate's Monthly Case Load
 MONTH: NOVEMBER 2016

PAGE: 1
 CMSR3147

Magistrate Name	Non Tax Total	Tax Cert.	Tax Treas.	Total Tax	Total Cases
AUGUSTYN	97	11	27	38	135
BAKER	200	18	52	70	270
BUCHA	112	4	25	29	141
DAY	160	13	29	42	202
DYKE	156	21	43	64	220
GONZALEZ	234	17	56	73	307
HIPPLEY	258	31	49	80	338
JACKSON A	245	31	64	95	340
JACKSON J	233	24	50	74	307
KLEIN	238	22	68	90	328
LUCAS	295	41	85	126	421
VOZAR	331	27	55	82	413
WEISS	201	34	70	104	305
Non Tax Total:	2760	Cert.Tax Total: 294	Tax Treas. Total: 673	Total Tax: 967	Total Cases: 3727

Report CMSR1062 - Judicial Foreclosure Statistics by Judge

Report CMSR1062 provides a list of judicial foreclosure case activity for each Judge. The report identifies how many cases were pending at the beginning of the period. The new cases filed and cases that were transferred in or reactivated are added to the number pending at the beginning of the period. It then shows the type and number of terminations for the period. The total terminations are subtracted from the total pending which provides the pending at the end of the period.

CUYAHOGA COUNTY COURT OF COMMON PLEAS

DATE: 12/13/2016
TIME: 09:28 AM

Foreclosure Statistics by Judge
Reporting Period: November 2016

PAGE: 1
CMSR1062

Judge

AMBROSE, DICK							
Pending at Beg of Period			New Cases Filed		Cases Transferred In / Reactivated		Total
91			8		2		101
Terminations							
Bankruptcy	1	Default	RefVacated	Court Trial	Dismiss	Other	Total
	1	8	0	0	5	10	24
Total Pending at End of Period							77

ASTRAB, MICHAEL							
Pending at Beg of Period			New Cases Filed		Cases Transferred In / Reactivated		Total
133			12		6		151
Terminations							
Bankruptcy	3	Default	RefVacated	Court Trial	Dismiss	Other	Total
	3	1	0	0	6	5	15
Total Pending at End of Period							136

BARKER, PAMELA A							
Pending at Beg of Period			New Cases Filed		Cases Transferred In / Reactivated		Total
152			14		5		171
Terminations							
Bankruptcy	0	Default	RefVacated	Court Trial	Dismiss	Other	Total
	0	0	0	0	1	4	5
Total Pending at End of Period							166

BURNSIDE, JANET R							
Pending at Beg of Period			New Cases Filed		Cases Transferred In / Reactivated		Total
117			13		2		132
Terminations							
Bankruptcy	0	Default	RefVacated	Court Trial	Dismiss	Other	Total
	0	1	0	0	1	1	3
Total Pending at End of Period							129

CALABRESE, DEENA R							
Pending at Beg of Period			New Cases Filed		Cases Transferred In / Reactivated		Total
106			13		6		125
Terminations							
Bankruptcy	2	Default	RefVacated	Court Trial	Dismiss	Other	Total
	2	3	0	0	4	3	12
Total Pending at End of Period							113

CLANCY, MAUREEN							
Pending at Beg of Period			New Cases Filed		Cases Transferred In / Reactivated		Total
108			12		5		125
Terminations							
Bankruptcy	0	Default	RefVacated	Court Trial	Dismiss	Other	Total
	0	4	0	0	3	4	11
Total Pending at End of Period							114

COLLIER-WILLIAMS, CASSANDRA							
Pending at Beg of Period			New Cases Filed		Cases Transferred In / Reactivated		Total
125			12		3		140
Terminations							
Bankruptcy	1	Default	RefVacated	Court Trial	Dismiss	Other	Total
	1	9	0	2	3	5	20
Total Pending at End of Period							120

CORRIGAN, BRIAN J

CUYAHOGA COUNTY COURT OF COMMON PLEAS

DATE: 12/13/2016
TIME: 09:28 AM

Foreclosure Statistics by Judge
Reporting Period: November 2016

PAGE: 2
CMSR1062

Judge

	Pending at Beg of Period		New Cases Filed	Cases Transferred In / Reactivated			Total
	118		13	2			133
Terminations	Bankruptcy	Default	RefVacated	Court Trial	Dismiss	Other	Total
	0	5	0	0	5	7	17
	Total Pending at End of Period						116
<hr/>							
CORRIGAN, PETER J							
	Pending at Beg of Period		New Cases Filed	Cases Transferred In / Reactivated			Total
	102		9	2			113
Terminations	Bankruptcy	Default	RefVacated	Court Trial	Dismiss	Other	Total
	1	2	0	0	8	6	17
	Total Pending at End of Period						96
<hr/>							
DONNELLY, MICHAEL P							
	Pending at Beg of Period		New Cases Filed	Cases Transferred In / Reactivated			Total
	118		11	3			132
Terminations	Bankruptcy	Default	RefVacated	Court Trial	Dismiss	Other	Total
	0	7	0	0	3	7	17
	Total Pending at End of Period						115
<hr/>							
FRIEDLAND, CAROLYN B							
	Pending at Beg of Period		New Cases Filed	Cases Transferred In / Reactivated			Total
	127		9	8			144
Terminations	Bankruptcy	Default	RefVacated	Court Trial	Dismiss	Other	Total
	4	3	0	0	7	11	25
	Total Pending at End of Period						119
<hr/>							
FRIEDMAN, STUART A							
	Pending at Beg of Period		New Cases Filed	Cases Transferred In / Reactivated			Total
	121		13	2			136
Terminations	Bankruptcy	Default	RefVacated	Court Trial	Dismiss	Other	Total
	0	6	0	0	2	2	10
	Total Pending at End of Period						126
<hr/>							
FUERST, NANCY A							
	Pending at Beg of Period		New Cases Filed	Cases Transferred In / Reactivated			Total
	140		13	7			160
Terminations	Bankruptcy	Default	RefVacated	Court Trial	Dismiss	Other	Total
	0	4	0	0	3	9	16
	Total Pending at End of Period						144
<hr/>							
GALL, STEVEN E							
	Pending at Beg of Period		New Cases Filed	Cases Transferred In / Reactivated			Total
	122		16	5			143
Terminations	Bankruptcy	Default	RefVacated	Court Trial	Dismiss	Other	Total
	0	12	0	0	0	11	23
	Total Pending at End of Period						120
<hr/>							
GALLAGHER, HOLLIE L							

CUYAHOGA COUNTY COURT OF COMMON PLEAS

DATE: 12/13/2016
TIME: 09:28 AM

Foreclosure Statistics by Judge
Reporting Period: November 2016

PAGE: 3
CMSR1062

Judge

Pending at Beg of Period		New Cases Filed		Cases Transferred In / Reactivated			Total
90		12		7			109
Terminations	Bankruptcy	Default	RefVacated	Court Trial	Dismiss	Other	Total
	1	11	0	0	2	8	22
Total Pending at End of Period							87
<hr/>							
GALLAGHER, SHANNON M		New Cases Filed		Cases Transferred In / Reactivated			Total
Pending at Beg of Period		13		3			164
148							
Terminations	Bankruptcy	Default	RefVacated	Court Trial	Dismiss	Other	Total
	3	0	0	0	5	3	11
Total Pending at End of Period							153
<hr/>							
GAUL, DANIEL		New Cases Filed		Cases Transferred In / Reactivated			Total
Pending at Beg of Period		13		4			171
154							
Terminations	Bankruptcy	Default	RefVacated	Court Trial	Dismiss	Other	Total
	2	4	0	0	5	4	15
Total Pending at End of Period							156
<hr/>							
JACKSON, MICHAEL E		New Cases Filed		Cases Transferred In / Reactivated			Total
Pending at Beg of Period		11		9			139
119							
Terminations	Bankruptcy	Default	RefVacated	Court Trial	Dismiss	Other	Total
	1	10	0	0	3	13	27
Total Pending at End of Period							112
<hr/>							
MATIA, DAVID T		New Cases Filed		Cases Transferred In / Reactivated			Total
Pending at Beg of Period		13		5			129
111							
Terminations	Bankruptcy	Default	RefVacated	Court Trial	Dismiss	Other	Total
	0	2	0	0	8	13	23
Total Pending at End of Period							106
<hr/>							
MCCLELLAND, ROBERT C		New Cases Filed		Cases Transferred In / Reactivated			Total
Pending at Beg of Period		13		6			114
95							
Terminations	Bankruptcy	Default	RefVacated	Court Trial	Dismiss	Other	Total
	3	10	0	0	1	6	20
Total Pending at End of Period							94
<hr/>							
MCCORMICK, TIMOTHY		New Cases Filed		Cases Transferred In / Reactivated			Total
Pending at Beg of Period		12		1			114
101							
Terminations	Bankruptcy	Default	RefVacated	Court Trial	Dismiss	Other	Total
	1	11	0	0	7	14	33
Total Pending at End of Period							81
<hr/>							
MCDONNELL, NANCY R							

CUYAHOGA COUNTY COURT OF COMMON PLEAS

DATE: 12/13/2016
TIME: 09:28 AM

Foreclosure Statistics by Judge
Reporting Period: November 2016

PAGE: 4
CMSR1062

Judge

Pending at Beg of Period	New Cases Filed			Cases Transferred In / Reactivated			Total
124	6			7			137
Terminations	Bankruptcy	Default	RefVacated	Court Trial	Dismiss	Other	Total
	0	7	0	0	2	14	23
Total Pending at End of Period							114

MCMONAGLE, MATTHEW A

Pending at Beg of Period	New Cases Filed			Cases Transferred In / Reactivated			Total
106	13			7			126
Terminations	Bankruptcy	Default	RefVacated	Court Trial	Dismiss	Other	Total
	1	13	0	1	4	4	23
Total Pending at End of Period							103

O'DONNELL, JOHN P

Pending at Beg of Period	New Cases Filed			Cases Transferred In / Reactivated			Total
105	12			2			119
Terminations	Bankruptcy	Default	RefVacated	Court Trial	Dismiss	Other	Total
	1	6	0	0	5	8	20
Total Pending at End of Period							99

RUSSO, JOHN J

Pending at Beg of Period	New Cases Filed			Cases Transferred In / Reactivated			Total
53	6			5			64
Terminations	Bankruptcy	Default	RefVacated	Court Trial	Dismiss	Other	Total
	1	6	0	0	2	11	20
Total Pending at End of Period							44

RUSSO, JOSEPH D

Pending at Beg of Period	New Cases Filed			Cases Transferred In / Reactivated			Total
128	11			3			142
Terminations	Bankruptcy	Default	RefVacated	Court Trial	Dismiss	Other	Total
	2	1	0	0	5	8	16
Total Pending at End of Period							126

RUSSO, MICHAEL J

Pending at Beg of Period	New Cases Filed			Cases Transferred In / Reactivated			Total
139	9			7			155
Terminations	Bankruptcy	Default	RefVacated	Court Trial	Dismiss	Other	Total
	3	4	0	1	6	10	24
Total Pending at End of Period							131

RUSSO, NANCY MARGARET

Pending at Beg of Period	New Cases Filed			Cases Transferred In / Reactivated			Total
78	15			4			97
Terminations	Bankruptcy	Default	RefVacated	Court Trial	Dismiss	Other	Total
	2	5	0	0	6	7	20
Total Pending at End of Period							77

SAFFOLD, SHIRLEY STRICKLAND

CUYAHOGA COUNTY COURT OF COMMON PLEAS

DATE: 12/13/2016
TIME: 09:28 AM

Foreclosure Statistics by Judge
Reporting Period: November 2016

PAGE: 5
CMSR1062

Judge

Pending at Beg of Period		New Cases Filed		Cases Transferred In / Reactivated			Total
103		10		8			121
Terminations							
Bankruptcy	3	Default	6	RefVacated	0	Court Trial	0
						Dismiss	1
						Other	7
Total Pending at End of Period							104
128		20		2			150
Terminations							
Bankruptcy	1	Default	5	RefVacated	0	Court Trial	0
						Dismiss	5
						Other	10
Total Pending at End of Period							129
129		7		5			141
Terminations							
Bankruptcy	0	Default	7	RefVacated	0	Court Trial	0
						Dismiss	2
						Other	4
Total Pending at End of Period							128
90		16		2			108
Terminations							
Bankruptcy	0	Default	15	RefVacated	0	Court Trial	0
						Dismiss	3
						Other	5
Total Pending at End of Period							85
109		15		4			128
Terminations							
Bankruptcy	0	Default	12	RefVacated	0	Court Trial	0
						Dismiss	5
						Other	15
Total Pending at End of Period							96
115		16		4			135
Terminations							
Bankruptcy	1	Default	2	RefVacated	0	Court Trial	1
						Dismiss	4
						Other	14
Total Pending at End of Period							113

Monthly Summary

MONTHLY SUMMARY

November 2016

NAME	PEND	ASSIGNED			TRIALS						DISP	PENDING				+ -
		CV	CR	TOT	JURY			COURT				CV	FR	CR	TOT	
Dick Ambrose	412	43	32	75	0	1	1	0	3	3	95	223	75	94	392	+20
Michael K. Astrab	464	45	44	89	1	1	2	0	0	0	73	219	136	125	480	-16
Pamela A. Barker	455	48	32	80	0	0	0	0	0	0	83	185	166	101	452	+3
Janet R. Burnside	472	40	30	70	0	2	2	0	0	0	62	235	126	119	480	-8
Deena R. Calabrese	406	46	18	64	0	0	0	0	1	1	67	192	113	98	403	+3
Maureen Clancy	372	43	30	73	0	2	2	0	0	0	75	177	114	79	370	+2
Cassandra Collier-Willia	409	40	37	77	0	0	0	0	0	0	65	153	119	149	421	-12
Brian J. Corrigan	495	45	36	81	0	1	1	0	0	0	86	266	116	108	490	+5
Peter J. Corrigan	440	41	38	79	1	1	2	1	0	1	88	201	96	134	431	+9
Michael P. Donnelly	394	42	36	78	1	1	2	0	0	0	81	183	115	93	391	+3
Carolyn B. Friedland	456	49	30	79	0	0	0	0	1	1	72	217	119	127	463	-7
Stuart A. Friedman	413	42	40	82	0	0	0	0	1	1	57	205	125	108	438	-25
Nancy A. Fuerst	386	46	26	72	0	1	1	0	0	0	66	187	144	61	392	-6
Steven E. Gall	449	45	28	73	0	0	0	0	0	0	79	182	120	141	443	+6
Hollie L. Gallagher	362	46	30	76	0	0	0	0	0	0	68	190	86	94	370	-8
Shannon M. Gallagher	462	43	34	77	0	2	2	1	1	2	67	221	152	99	472	-10
Daniel Gaul	508	44	42	86	0	1	1	0	0	0	67	222	156	149	527	-19
Michael E Jackson	485	52	48	100	0	1	1	0	0	0	93	203	112	177	492	-7
David T. Matia	417	49	22	71	0	2	2	0	0	0	64	218	105	101	424	-7
Robert C. McClelland	541	42	29	71	1	0	1	0	0	0	93	255	94	170	519	+22
Timothy McCormick	393	43	34	77	0	0	0	0	1	1	91	213	78	88	379	+14
Nancy R. McDonnell	377	50	24	74	0	2	2	0	0	0	70	187	114	80	381	-4
Matthew A McMonagle	367	51	23	74	0	0	0	0	0	0	69	157	99	116	372	-5
John P. O'Donnell	428	41	32	73	0	0	0	0	0	0	81	216	99	105	420	+8
John J. Russo	179	24	2	26	0	0	0	0	0	0	46	100	43	16	159	+20
Joseph D. Russo	470	44	42	86	0	0	0	1	0	1	84	199	126	147	472	-2
Michael J. Russo	409	48	25	73	0	1	1	0	0	0	67	194	131	90	415	-6
Nancy Margaret Russo	243	46	27	73	0	1	1	0	0	0	77	95	76	68	239	+4
Shirley Strickland Saffold	431	52	28	80	1	4	5	0	0	0	76	208	103	124	435	-4
Brendan J. Sheehan	354	43	30	73	0	0	0	0	0	0	69	144	129	85	358	-4
John D. Sutula	531	46	37	83	0	0	0	1	1	2	56	269	128	161	558	-27
Kathleen Ann Sutula	337	40	33	73	0	0	0	0	0	0	68	170	84	88	342	-5
Joan Synenberg	398	41	12	53	0	0	0	0	0	0	74	203	95	79	377	+21
José A. Villanueva	483	43	27	70	1	1	2	0	3	3	103	204	113	133	450	+33
TOTALS	14198	1503	1038	2541	6	25	31	4	12	16	2532	6693	3807	3707	14207	-9

Year to Date Summary

SUMMARY FOR THE COURT

January - November 2016

NAME	PEND	ASSIGNED			TRIALS						DISP	PENDING				+
		CV	CR	TOT	JURY			COURT				CV	FR	CR	TOT	
Dick Ambrose	435	550	350	900	1	12	13	1	6	7	943	223	75	94	392	+ 43
Michael K. Astrab	485	566	354	920	1	3	4	0	2	2	925	219	136	125	480	+ 5
Pamela A. Barker	426	579	328	907	1	4	5	1	1	2	881	185	166	101	452	- 26
Janet R. Burnside	436	541	343	884	1	15	16	2	5	7	840	235	126	119	480	- 44
Deena R. Calabrese	453	566	330	896	4	7	11	0	2	2	946	192	113	98	403	+ 50
Maureen Clancy	374	583	323	906	2	5	7	0	1	1	910	177	114	79	370	+ 4
Cassandra Collier-Willia	456	572	372	944	0	5	5	0	4	4	979	153	119	149	421	+ 35
Brian J. Corrigan	483	550	349	899	2	9	11	0	9	9	892	266	116	108	490	- 7
Peter J. Corrigan	466	551	359	910	3	5	8	4	0	4	945	201	96	134	431	+ 35
Michael P. Donnelly	426	572	343	915	1	7	8	0	3	3	950	183	115	93	391	+ 35
Carolyn B. Friedland	483	561	349	910	2	1	3	0	3	3	930	217	119	127	463	+ 20
Stuart A. Friedman	450	539	332	871	1	0	1	1	2	3	883	205	125	108	438	+ 12
Nancy A. Fuerst	432	553	318	871	0	4	4	0	0	0	911	187	144	61	392	+ 40
Steven E. Gall	429	565	380	945	0	7	7	0	2	2	931	182	120	141	443	- 14
Hollie L. Gallagher	374	578	287	865	0	3	3	0	2	2	869	190	86	94	370	+ 4
Shannon M. Gallagher	427	558	337	895	0	6	6	1	6	7	850	221	152	99	472	- 45
Daniel Gaul	513	578	392	970	1	9	10	2	1	3	956	222	156	149	527	- 14
Michael E Jackson	517	568	448	1016	4	10	14	2	7	9	1041	203	112	177	492	+ 25
David T. Matia	439	562	361	923	1	7	8	0	0	0	938	218	105	101	424	+ 15
Robert C. McClelland	511	555	420	975	4	0	4	2	6	8	967	255	94	170	519	- 8
Timothy McCormick	361	560	334	894	2	5	7	0	3	3	876	213	78	88	379	- 18
Nancy R. McDonnell	393	555	281	836	2	10	12	0	2	2	848	187	114	80	381	+ 12
Matthew A McMonagle	391	541	333	874	1	4	5	1	7	8	893	157	99	116	372	+ 19
John P. O'Donnell	438	565	316	881	3	3	6	3	2	5	899	216	99	105	420	+ 18
John J. Russo	177	296	94	390	1	0	1	0	0	0	408	100	43	16	159	+ 18
Joseph D. Russo	461	566	358	924	1	5	6	2	3	5	913	199	126	147	472	- 11
Michael J. Russo	404	556	288	844	1	4	5	0	1	1	833	194	131	90	415	- 11
Nancy Margaret Russo	238	565	316	881	3	2	5	0	7	7	880	95	76	68	239	- 1
Shirley Strickland Saffold	415	588	341	929	1	11	12	0	4	4	909	208	103	124	435	- 20
Brendan J. Sheehan	361	555	308	863	4	11	15	0	2	2	866	144	129	85	358	+ 3
John D. Sutula	575	551	397	948	3	3	6	3	9	12	965	269	128	161	558	+ 17
Kathleen Ann Sutula	372	573	333	906	1	7	8	0	0	0	936	170	84	88	342	+ 30
Joan Synenberg	416	571	320	891	1	4	5	0	1	1	930	203	95	79	377	+ 39
José A. Villanueva	486	549	378	927	4	7	11	0	6	6	963	204	113	133	450	+ 36
TOTALS	14503	18838	11472	30310	57	195	252	25	109	134	30606	6693	3807	3707	14207	+ 296

Corrections/Adjustments