



CUYAHOGA COUNTY COMMON PLEAS COURT

***Statistics Report
December 2016***

***John J. Russo
Administrative and Presiding Judge***

TABLE OF CONTENTS

Criminal Statistics

Newly Filed, Re-Activated and Transferred in Cases _____	4
Yearly Criminal Terminations _____	5
Pending Criminal Cases End of Period _____	6
Clearance Rate _____	7
Arrest to Disposition Timeline _____	8
Average Arrest to Disposition Timeline (Jail Cases) _____	9
Average Arrest to Disposition Timeline (Non-Jail Cases) _____	10
Average Arrest to Disposition Timeline (Jail and Non-Jail Cases) _____	11
Yearly Average Arrest to Disposition Timeline _____	12
Indictments and Informations Filed With the Clerk of Courts _____	13
Bail Case Arraignment Activity _____	14
Overall Arraignment Statistics _____	15

Foreclosure Statistics

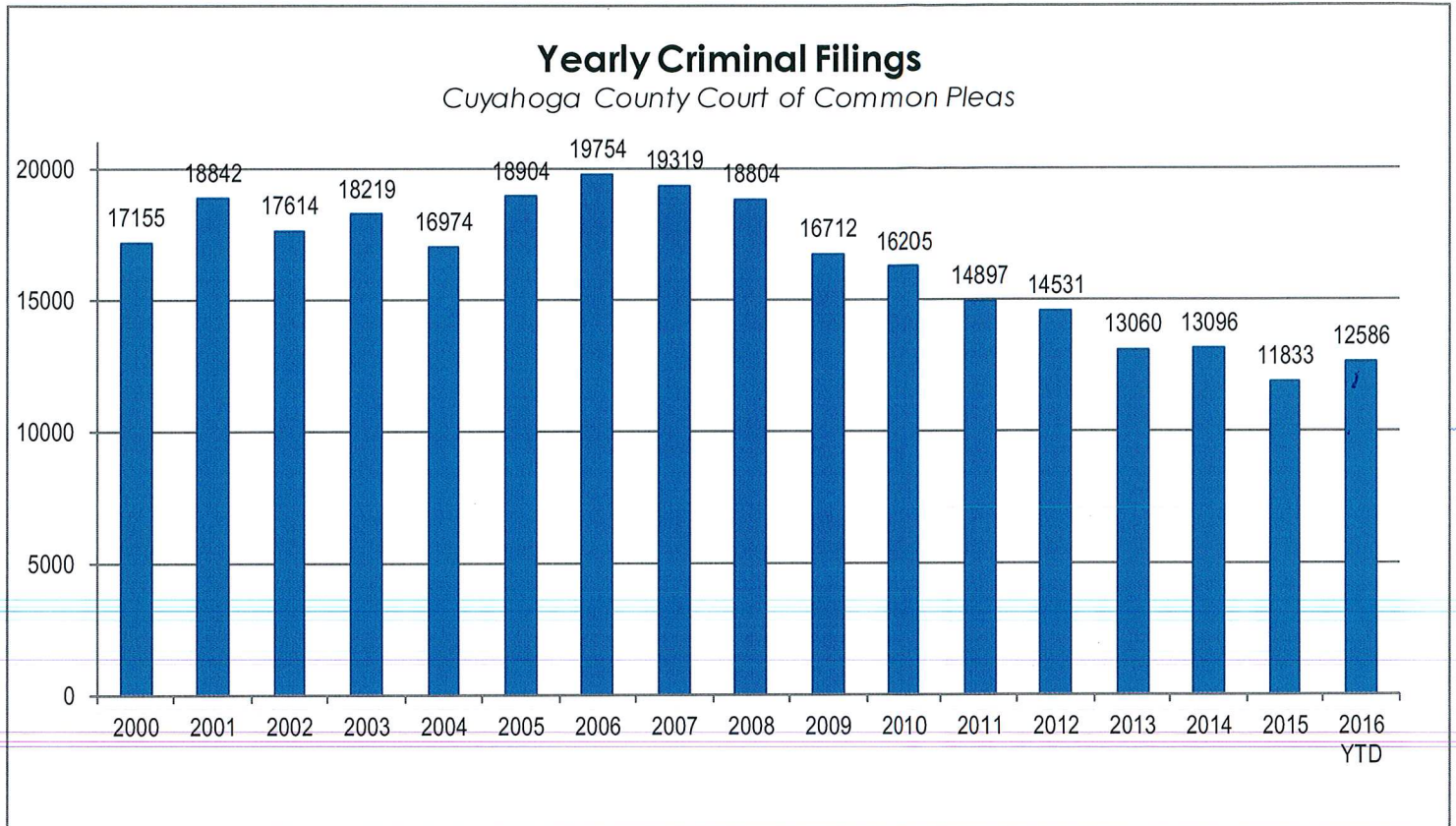
Total Pending Judicial Foreclosure Cases Referred to Magistrates _____	17
Total Pending Tax Lien & Certificate Cases Referred to Magistrates _____	18
Percentage of Pending Judicial Foreclosure Cases By Filing Year _____	19
Judicial Foreclosure Clearance Rate Year 2016 _____	20
Avg. Number of Days to Disp. (Excl. Bank. Stays & Tax Lien & Tax Cert.) _____	21
Avg. Number of Days to Disp. (Excl. Bank. Stays & Incl. Tax Lien & Tax Cert.) _____	22
Total New Judicial Foreclosure Filings _____	23
New Marsh of Lien/Quiet Title/Partition Case Filings for Years 2005 – 2016 YTD _____	24
New Marsh of Lien/Quiet Title/Partition Case Filings by month for 2016 YTD _____	24
New Tax Lien & Certificate Filings for Years 2005 – 2016 YTD _____	25
New Tax Lien & Certificate Filings by Month for Year 2016 YTD _____	25
Total New Judicial Foreclosure Filings Years 2005 – 2016 YTD _____	26
Total New Judicial Foreclosure Filings by Month for Year 2016 YTD _____	26
Magistrate’s Monthly Reports _____	27
Report CMSR1062 - Judicial Foreclosure Statistics by Judge _____	35
Monthly Summary _____	41
Year to Date Summary _____	43
Corrections/Adjustments _____	45

Criminal Case Statistics



Newly Filed, Re-Activated and Transferred in Cases

The following chart is a representation of all filed cases in Cuyahoga County Court of Common Pleas from 2000 – December 2016. Newly filed cases are defined as having been arraigned and assigned to a Judge. Re-activated cases are defined as cases where a defendant was unavailable for trial and has now become ready to proceed. Transferred cases are defined as cases moved from one judge's docket to another. This could be due to re-assignment to a Mental Health Judge or after additional information indicates that by Court rule, the case should have been assigned to another Judge.



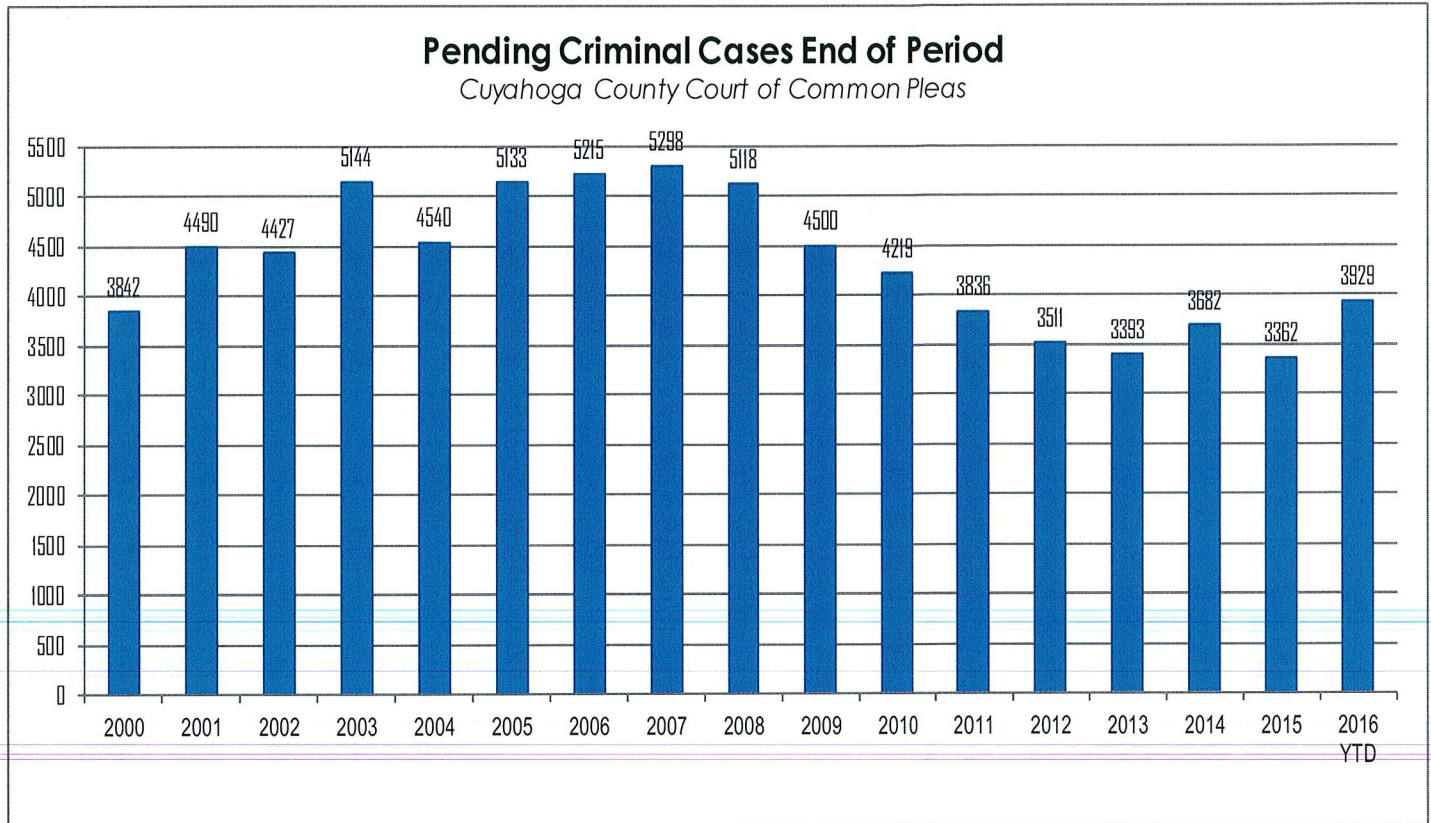
Yearly Criminal Terminations

The following chart represents cases that have been terminated by the court from 2000 – December 2016. These cases have been terminated either by trial; plea, dismissal or a defendant is unavailable for trial or sentencing.



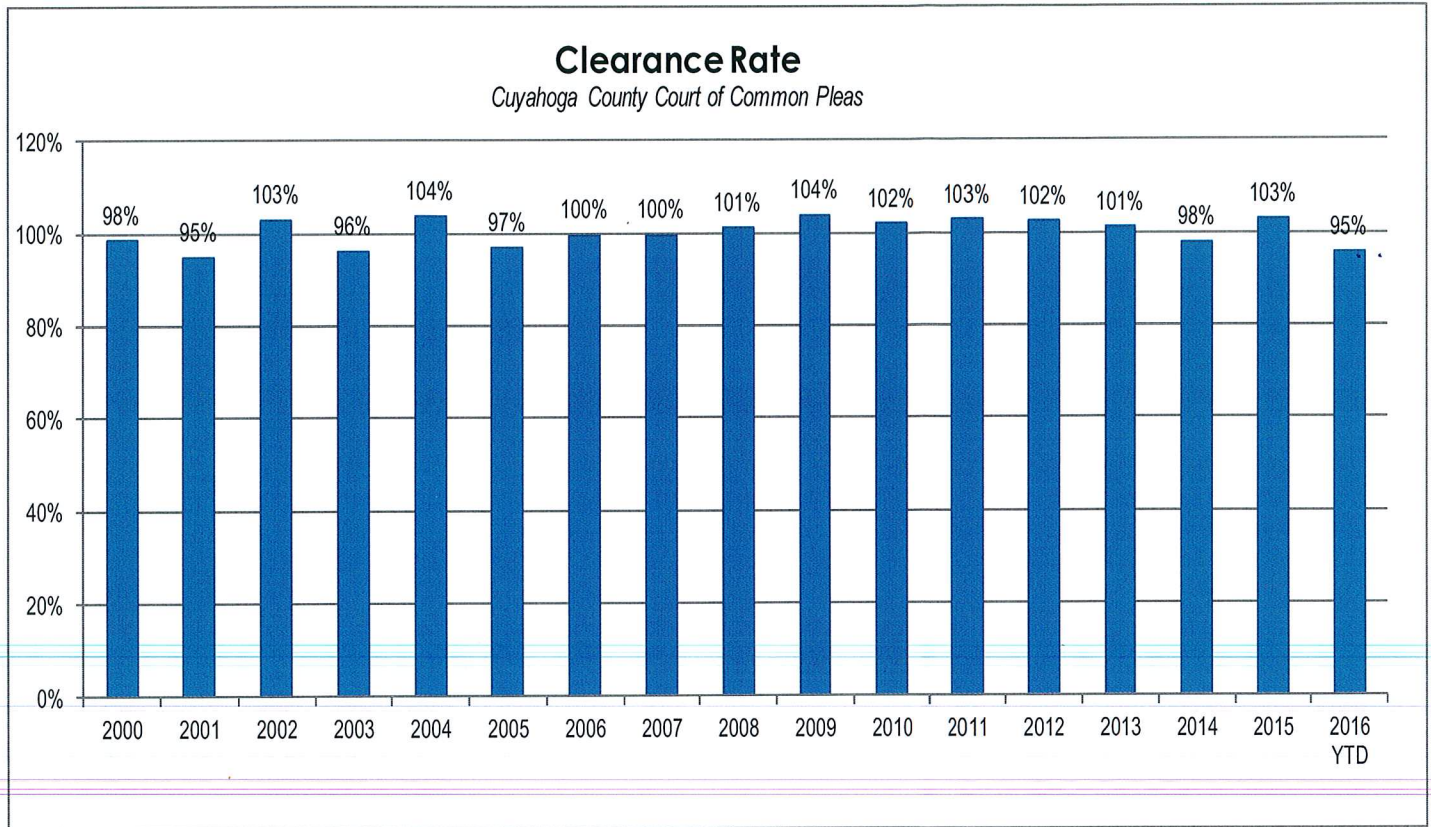
Pending Criminal Cases End of Period

The following chart represents the total number of cases pending at the end of the reporting period from 2000 – December 2016. Pending criminal cases at the end of the period is determined by adding the total number of pending cases at the beginning of the reporting period, and all newly filed, re-activated and transferred in cases. The total number of cases terminated in the period is subtracted from the sum total pending at the beginning of the period to give the value pending at the end of the period.



Clearance Rate

The Clearance Rate is the total number of outgoing cases as a percentage of the number of incoming cases. Clearance rate measures whether the court is keeping up with its incoming caseload. If cases are not disposed in a timely manner, a backlog of cases awaiting disposition will grow. A Clearance Rate of 100% indicates that at least as many cases have been filed, reopened, or reactivated in a period have been disposed.



Arrest to Disposition Timeline

Arrest to disposition timeline is a method to measure how felony cases flow through the Cuyahoga County Criminal Justice System. By capturing how long a case takes to move from stage to stage, we can examine where problems may exist and where potential improvements in case processing can be made.

The source data was extracted from the Cuyahoga County Court of Common Pleas Case Management System. The overall population of sample data was based on cases terminated in a given month excluding cases that have gone through diversion programs. A case is defined as a defendant and all charges involved in a single incident. The period for the extracted data is from December 2016.

The stages examined were:

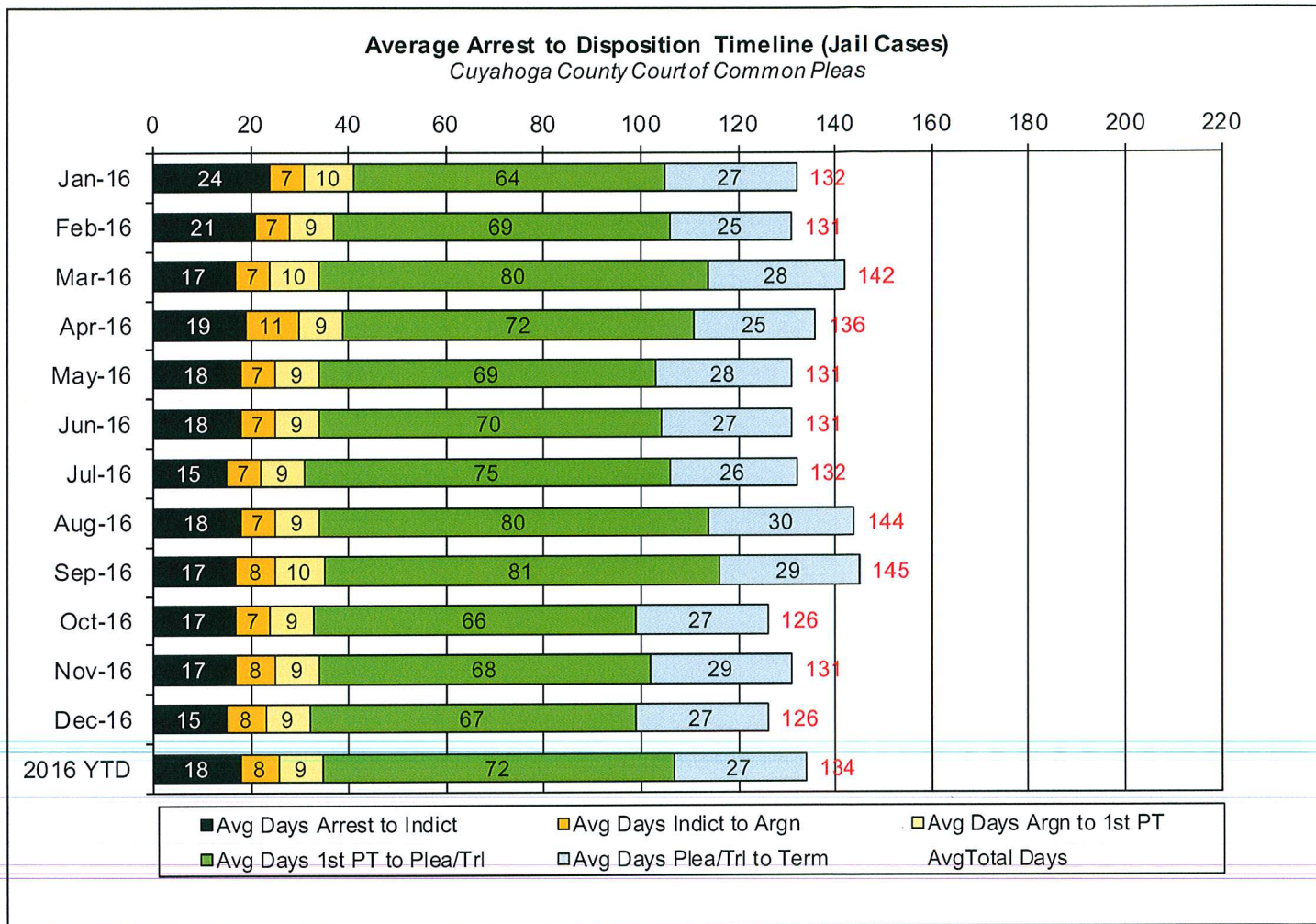
Arrest to Indictment
Indictment to Arraignment
Arraignment to 1st Pre-Trial
1st Pre-Trial to Plea/Trial
Plea/Trial to Termination

Due to the fact that each case may or may not have all of the stage date elements, a method to arrive at stage averages was applied. For a case to be included in the average for a stage there would need to be both dates for the given stage. A case would be included in the Arrest to Indictment stage if both arrest date and indictment date were available. This method was applied to each of the five stages. Next we calculated the total number of cases that met the date criteria for each of the ranges and also the total number of days between each date. To arrive at an average, the total number of days for each case in each range was calculated and divided by the total number of cases that met the date criteria. If a case had a time period or periods where the defendant was capiased or referred to the Psych Clinic, that amount of time was subtracted from the appropriate range. For re-indicted cases, the original arrest date is used.

The following three charts are for Jail, Non-Jail and combined Jail and Non-Jail cases. Jail and Non-Jail cases are defined by the posting of bond prior to plea or trial.

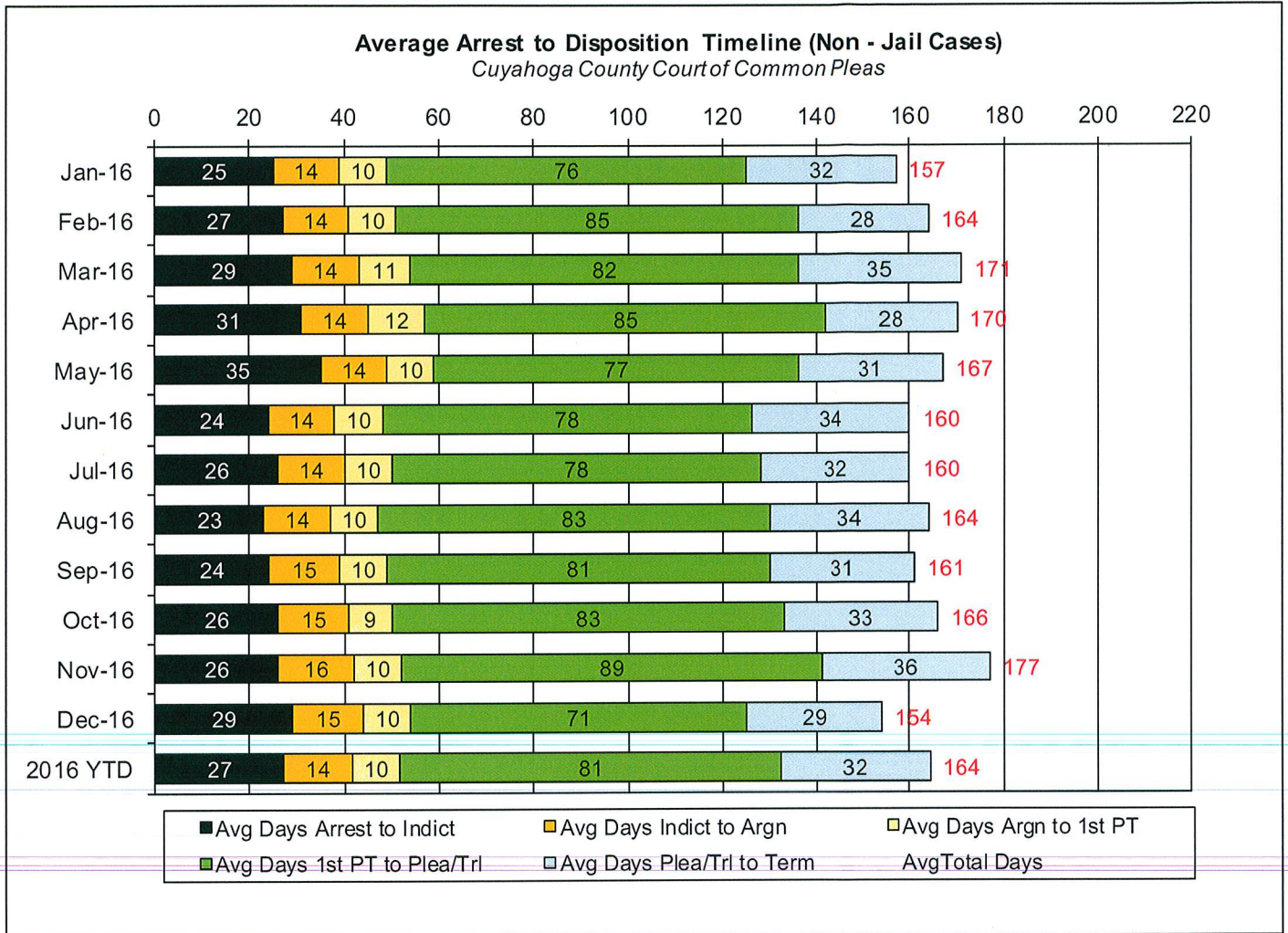
CUYAHOGA COUNTY COMMON PLEAS COURT

Average Arrest to Disposition Timeline (Jail Cases)



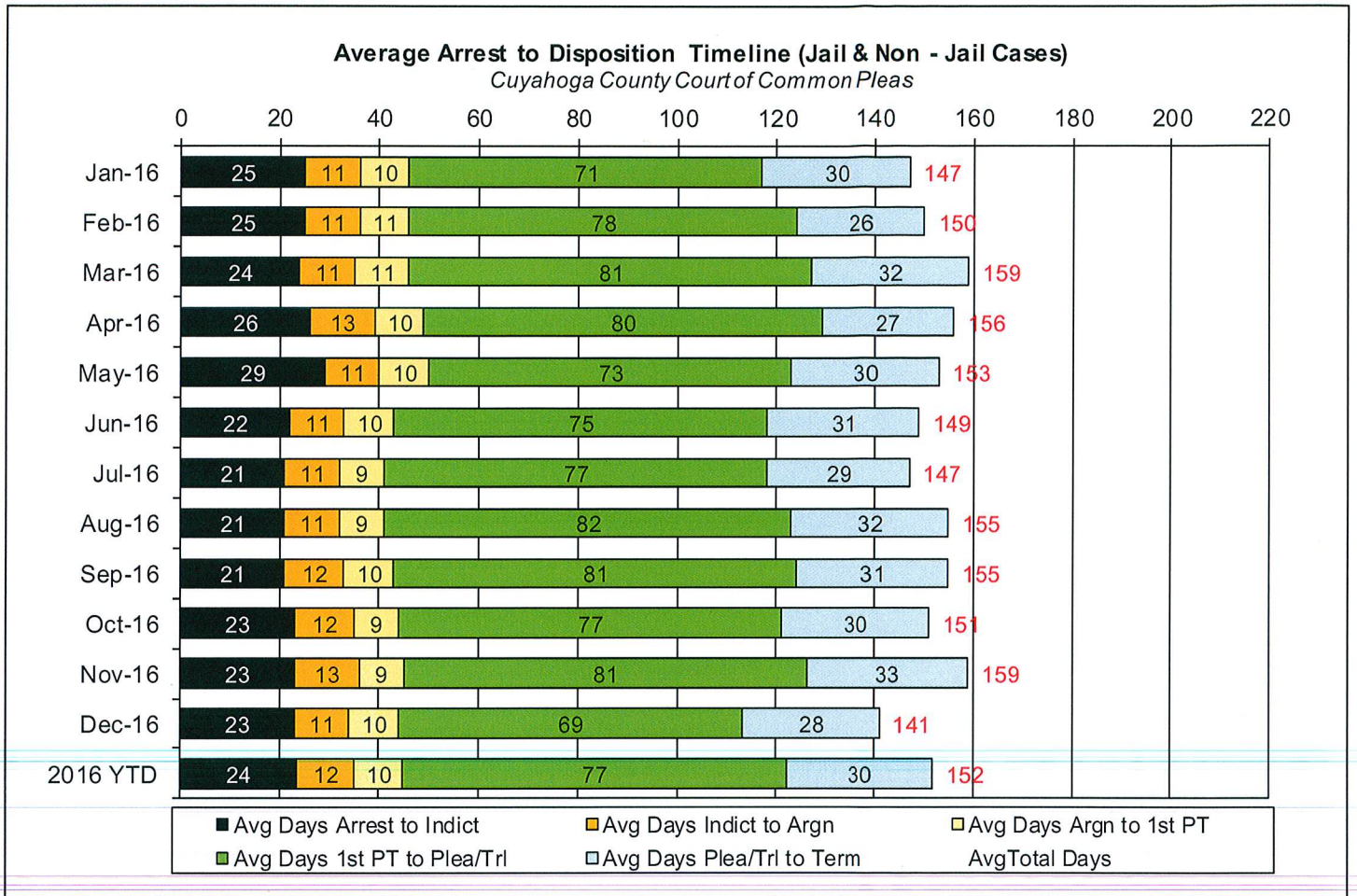
CUYAHOGA COUNTY COMMON PLEAS COURT

Average Arrest to Disposition Timeline (Non-Jail Cases)



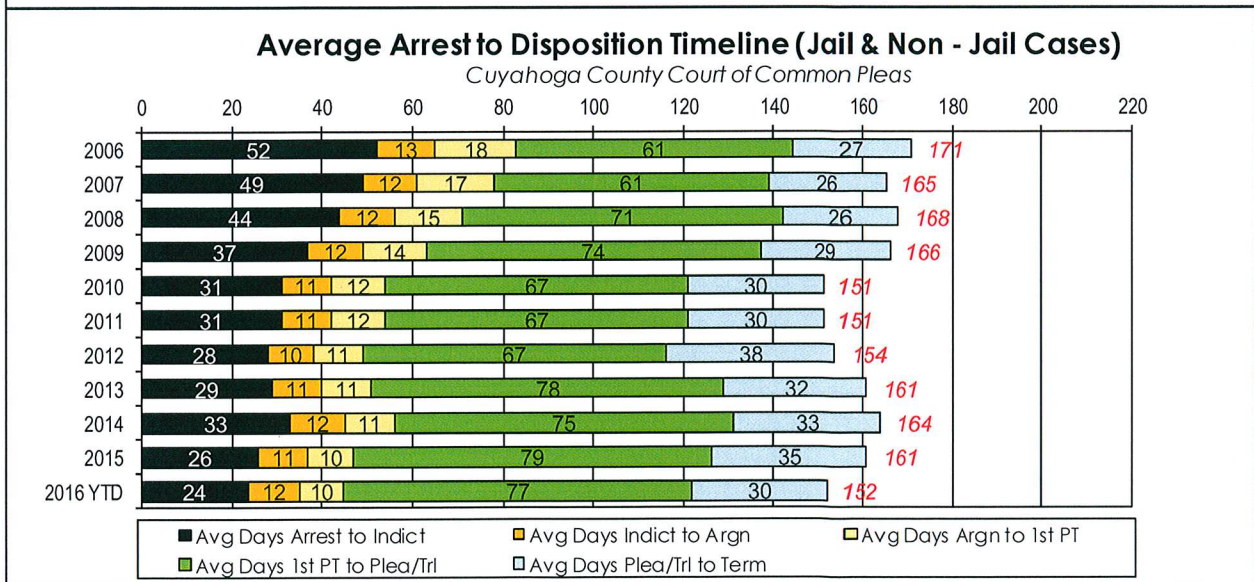
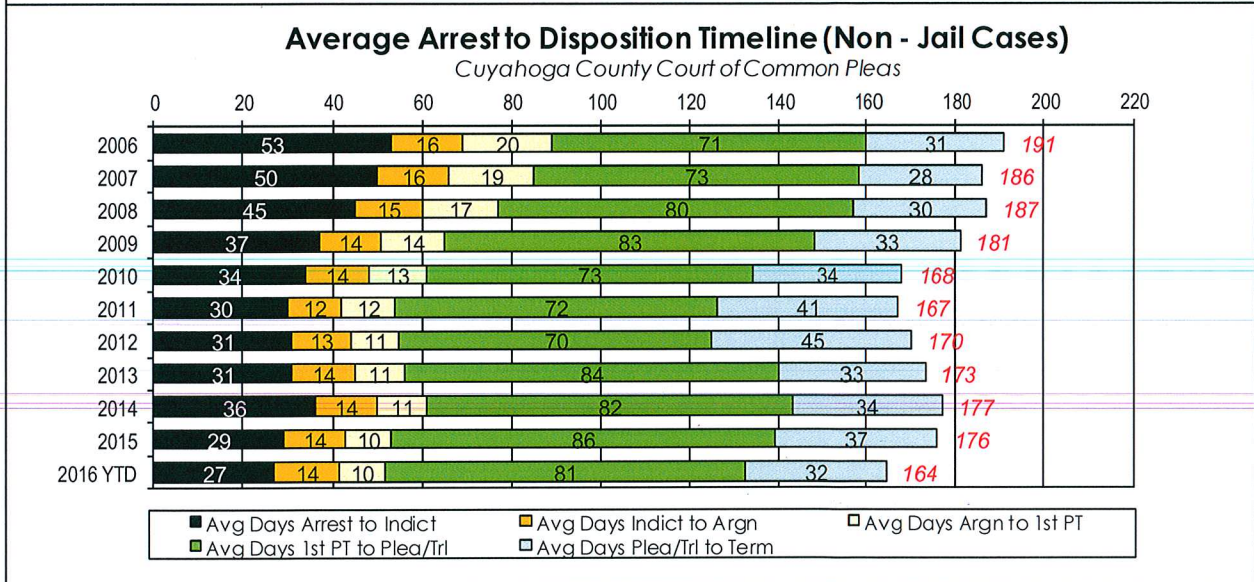
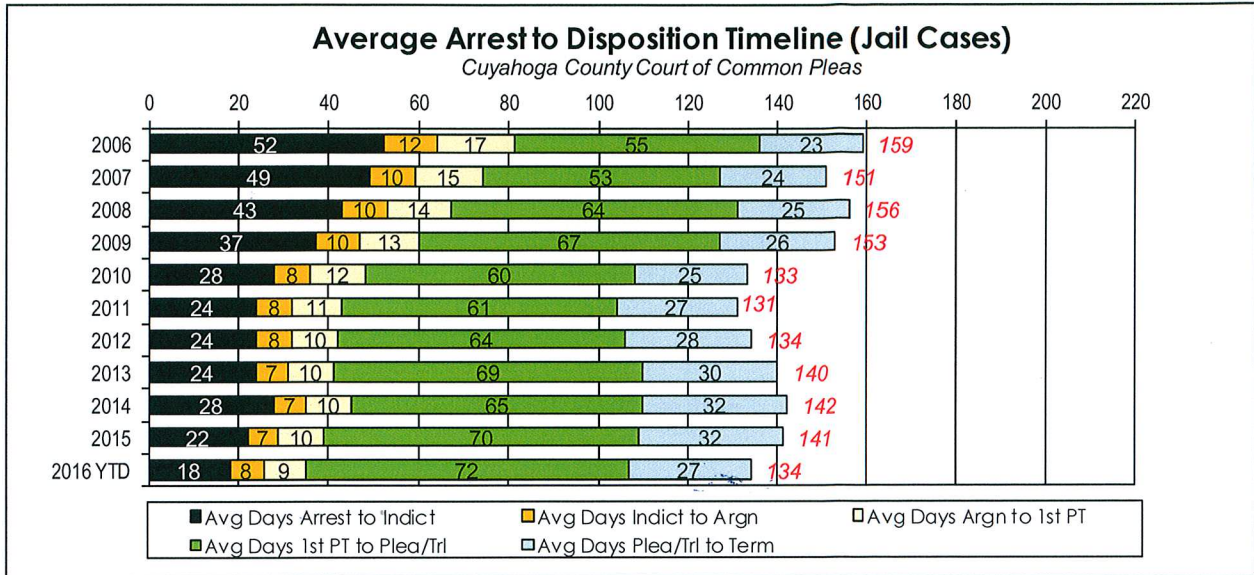
CUYAHOGA COUNTY COMMON PLEAS COURT

Average Arrest to Disposition Timeline (Jail and Non-Jail Cases)



CUYAHOGA COUNTY COMMON PLEAS COURT

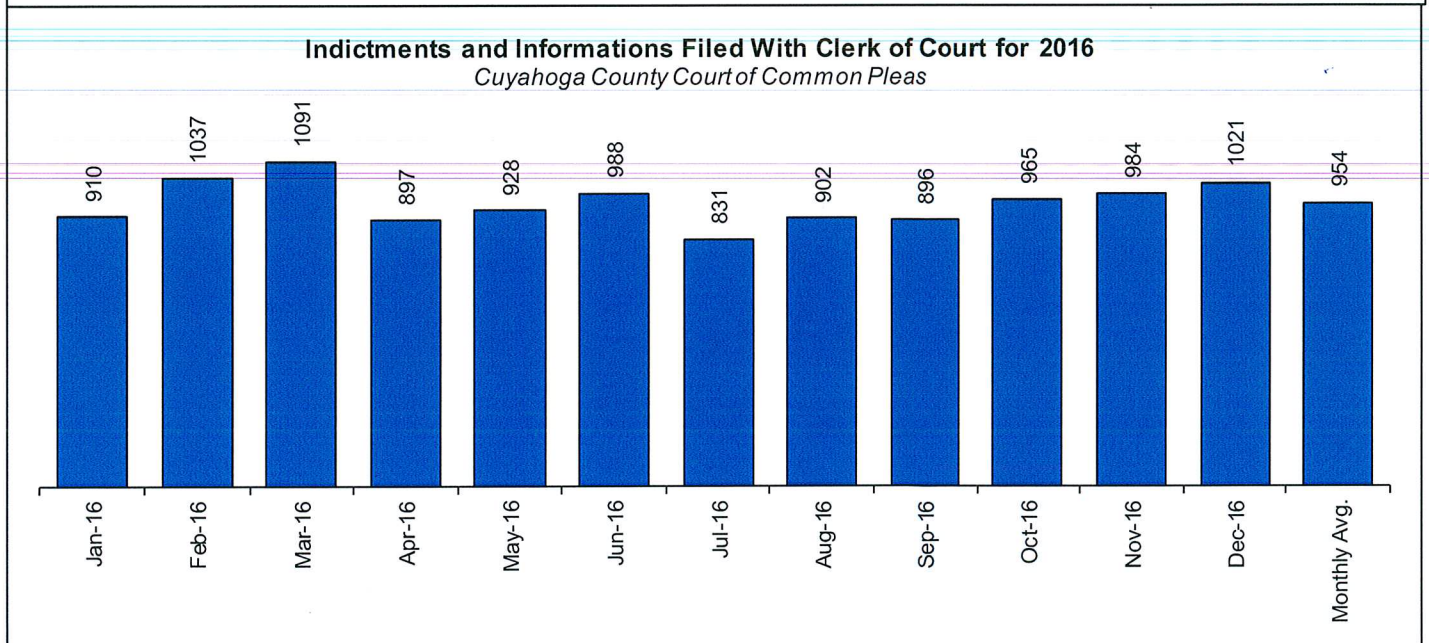
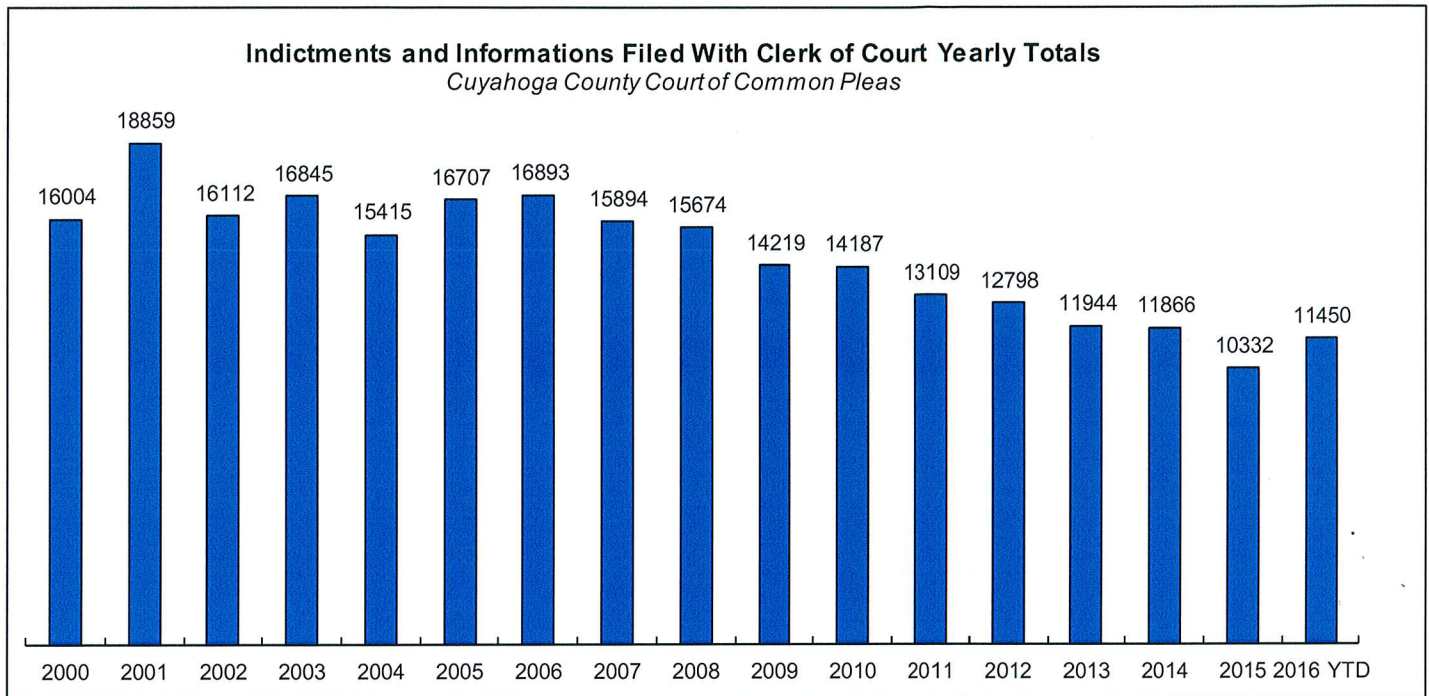
Yearly Average Arrest to Disposition Timeline



CUYAHOGA COUNTY COMMON PLEAS COURT

Indictments and Informations Filed With the Clerk of Courts

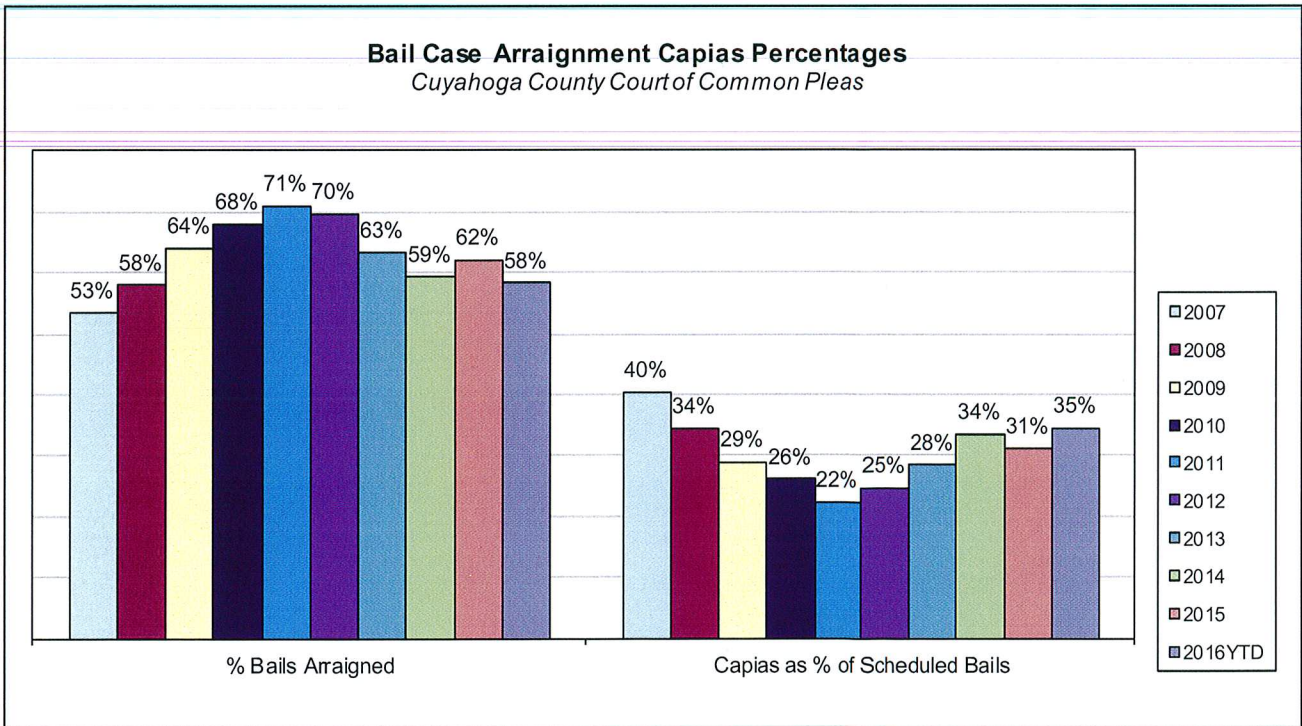
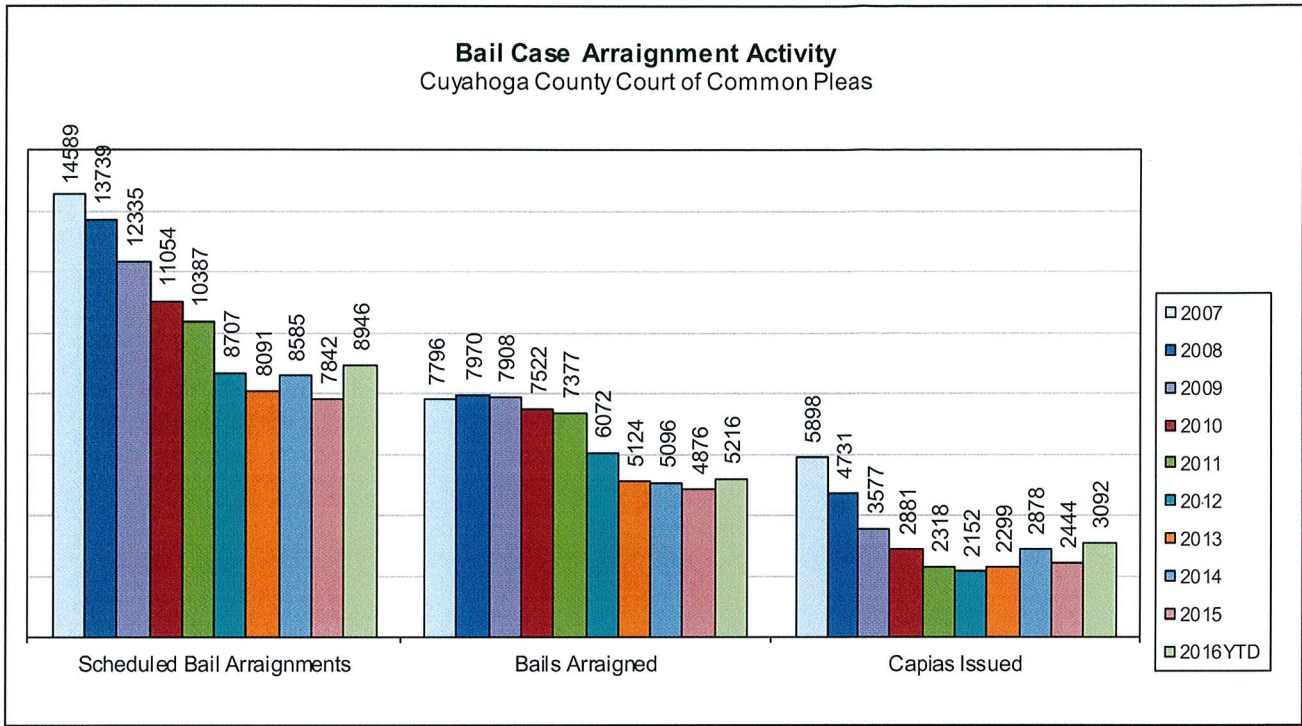
The following charts are reflective of Indictments and Informations filed with the Criminal Clerk of Courts from 2000. The source for this information was the Criminal Clerk's Office.



CUYAHOGA COUNTY COMMON PLEAS COURT

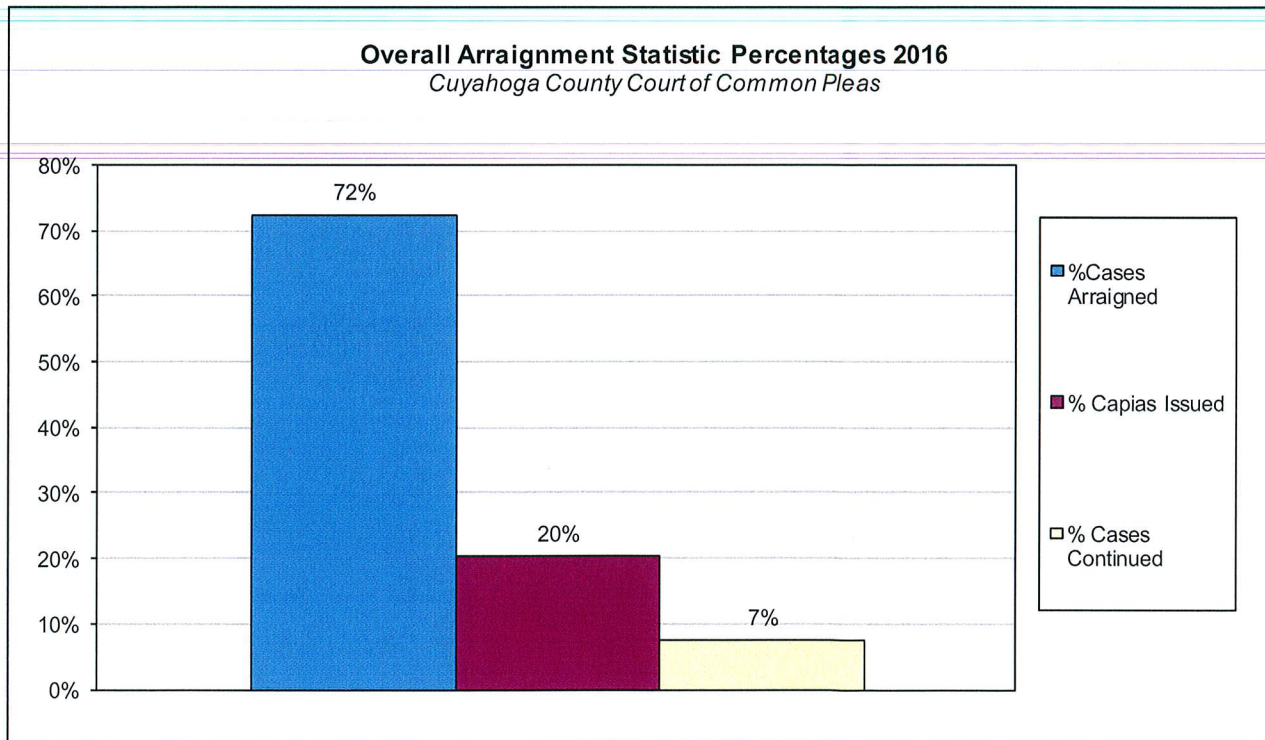
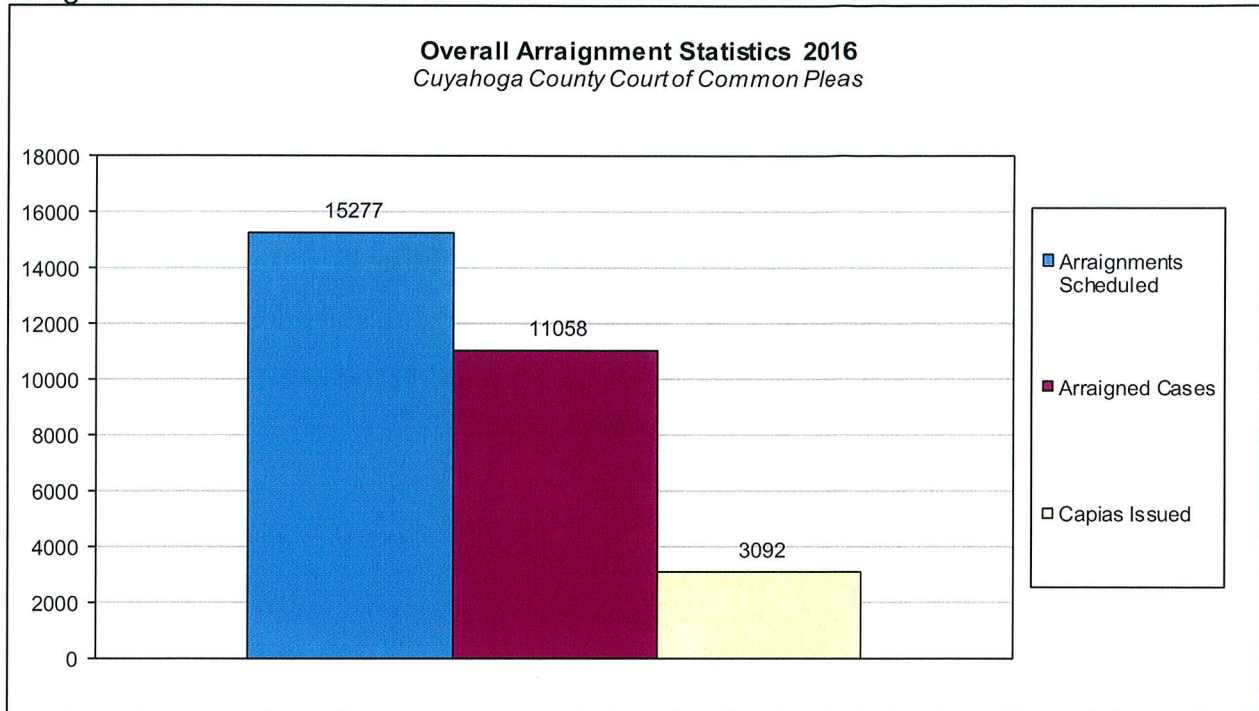
Bail Case Arraignment Activity

The following charts are reflective of arraignment activity where the defendant was not incarcerated at the time of arraignment. The source for this information was the Criminal Records Department.



Overall Arraignment Statistics

The arraignment statistics were provided by the Criminal Records Department. They are provided to give a representation of arraignment activity in the Court in 2016. These statistics include jail and non – jail arraignments.



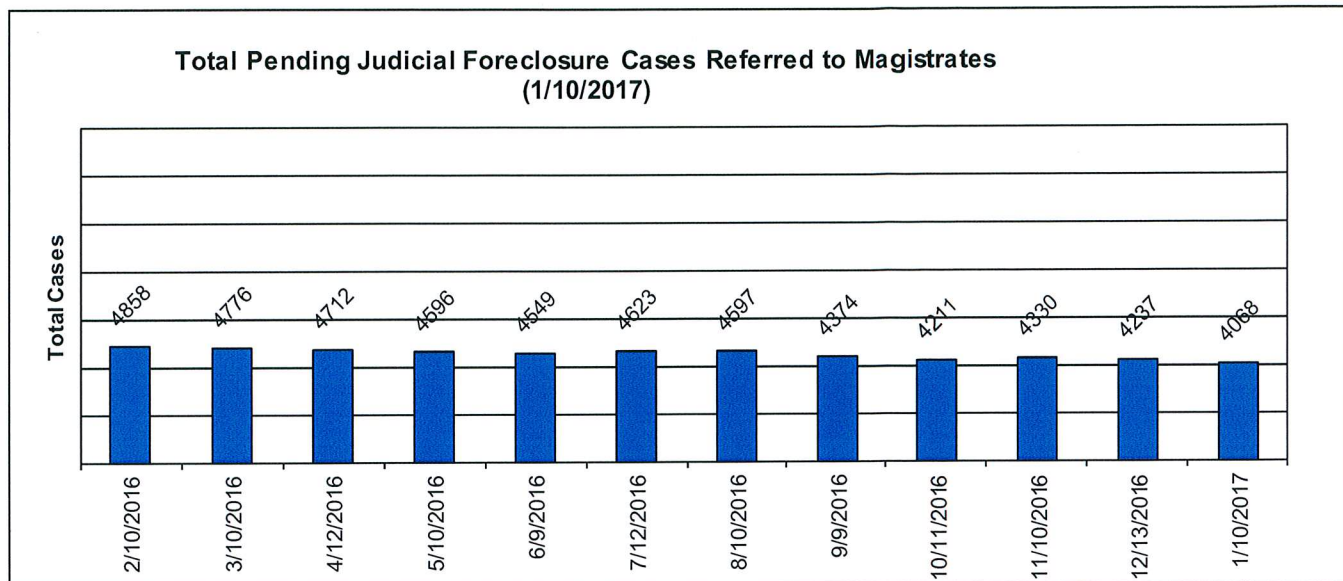
Judicial Foreclosure Statistics¹

¹ For clarification purposes, Foreclosure cases in this report are identified as Judicial Foreclosure filings (filing codes 1460 (Foreclosure Marsh. Of Lien), 1465(Tax Lien), 1466 (Tax Certificate), 1470 (Quiet Title), and 1480 (Partition)). These cases are different from Board of Revision Foreclosures, which are not reported here.

CUYAHOGA COUNTY COMMON PLEAS COURT

Total Pending Judicial Foreclosure Cases Referred to Magistrates

The following chart is a display of the total number of pending Judicial Foreclosure cases referred to the Magistrates on specific dates. The table below shows the number of these cases pending from each year since 2000.




	As of:	2/10/2016	3/10/2016	4/12/2016	5/10/2016	6/9/2016	7/12/2016	8/10/2016	9/9/2016	10/11/2016	11/10/2016	12/13/2016	1/10/2017
Year													
2000		0	0	0	0	0	0	0	0	0	0	0	0
2001		0	0	0	0	0	0	0	0	0	0	0	0
2002		0	0	0	0	0	0	0	0	0	0	0	0
2003		2	2	2	2	2	2	2	2	2	2	2	1
2004		0	0	0	0	0	0	0	0	0	0	0	0
2005		0	0	0	0	0	0	0	0	0	0	0	0
2006		0	0	0	0	0	0	0	0	0	0	0	0
2007		1	1	1	1	1	1	1	1	1	1	1	1
2008		2	2	3	4	3	2	1	1	1	1	1	1
2009		5	5	6	6	6	6	4	4	4	3	3	3
2010		4	5	4	4	4	5	4	3	3	2	3	4
2011		9	8	7	7	7	6	7	6	6	5	5	5
2012		43	39	33	30	28	26	21	21	18	16	12	9
2013		101	86	77	66	61	52	41	27	24	21	20	18
2014		483	401	333	288	258	220	184	141	117	103	89	85
2015		3343	2914	2444	2079	1735	1450	1217	975	801	686	571	474
2016		865	1313	1802	2109	2444	2853	3115	3193	3234	3490	3530	3387
2017													80
Total		4858	4776	4712	4596	4549	4623	4597	4374	4211	4330	4237	4068

CUYAHOGA COUNTY COMMON PLEAS COURT

Total Pending Tax Lien & Certificate Cases Referred to Magistrates

The following chart is a display of the number of pending tax Judicial Foreclosure cases referred to the Magistrates on specific dates. The table below shows the number of pending tax Judicial Foreclosure cases in each year since 2000.




	As of:	2/10/2016	3/10/2016	4/12/2016	5/10/2016	6/9/2016	7/12/2016	8/10/2016	9/9/2016	10/11/2016	11/10/2016	12/13/2016	1/10/2017
Year													
2000		0	0	0	0	0	0	0	0	0	0	0	0
2001		0	0	0	0	0	0	0	0	0	0	0	0
2002		0	0	0	0	0	0	0	0	0	0	0	0
2003		0	0	0	0	0	0	0	0	0	0	0	0
2004		0	0	0	0	0	0	0	0	0	0	0	0
2005		0	0	0	0	0	0	0	0	0	0	0	0
2006		0	0	0	0	0	0	0	0	0	0	0	0
2007		0	0	0	0	0	0	0	0	0	0	0	0
2008		0	0	0	1	1	0	0	0	0	0	0	0
2009		0	0	0	0	0	0	0	0	0	0	0	0
2010		0	0	0	0	1	1	2	1	1	0	1	1
2011		0	0	1	1	1	1	1	1	1	1	1	1
2012		4	3	3	3	2	2	2	2	1	1	1	0
2013		19	17	15	10	11	9	7	5	3	3	2	3
2014		104	91	78	63	57	52	45	34	29	25	23	22
2015		928	821	697	611	529	427	360	281	218	187	152	112
2016		360	379	434	451	518	684	760	722	745	814	802	736
2017													10
Total		1415	1311	1228	1140	1120	1176	1177	1046	998	1031	982	885

CUYAHOGA COUNTY COMMON PLEAS COURT

Percentage of Pending Judicial Foreclosure Cases By Filing Year

The following chart is a representation of the total number of pending Judicial Foreclosure cases by filing year expressed as a percentage on a specific date. The table below is the supporting data for this chart.

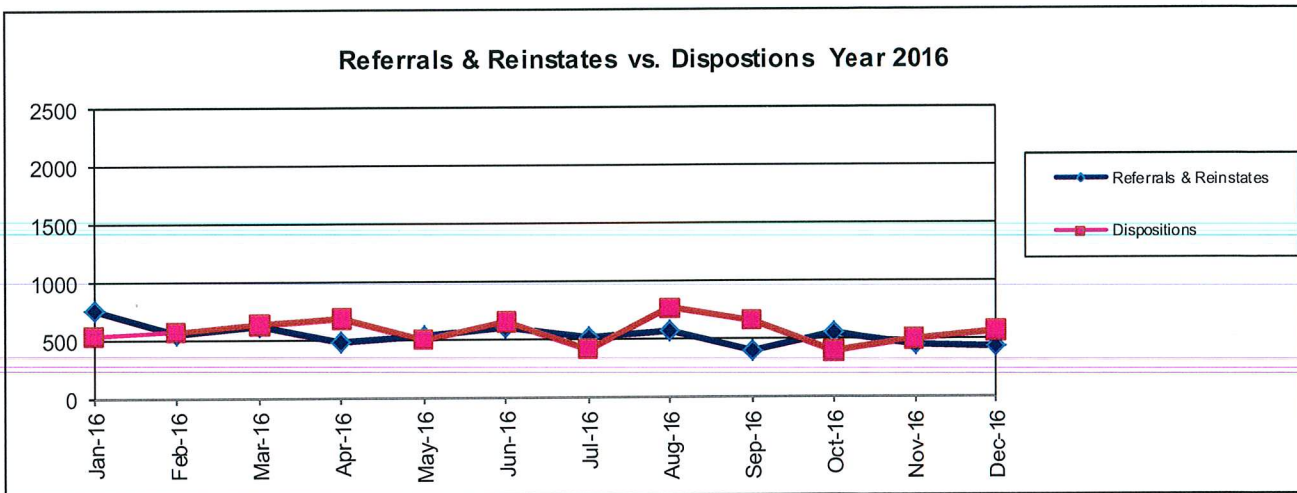
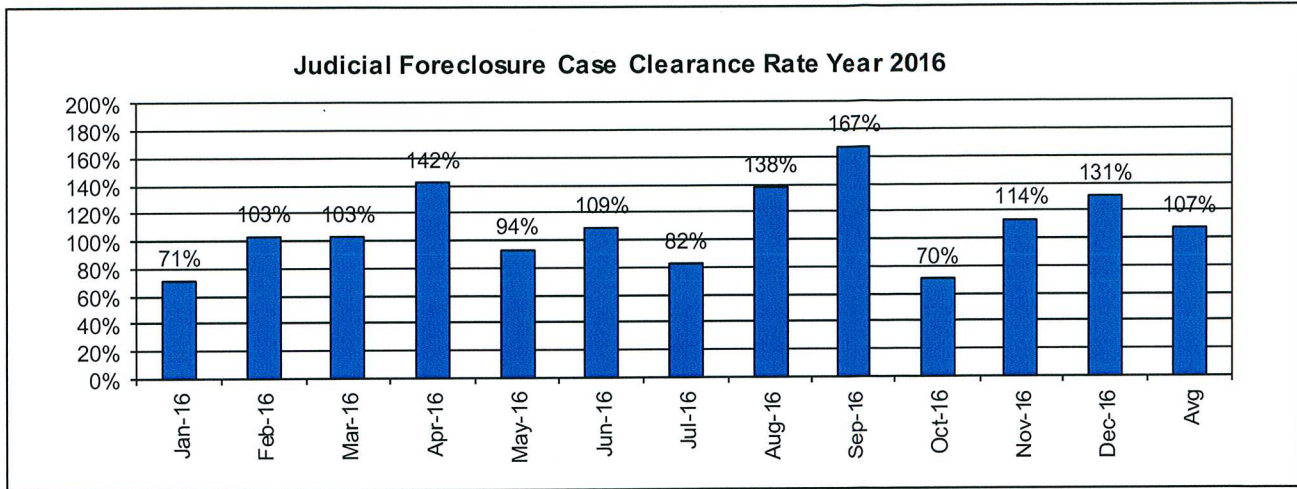


Year	As of: 1/10/2017	% of Total
2000	0	0.00%
2001	0	0.00%
2002	0	0.00%
2003	1	0.02%
2004	0	0.00%
2005	0	0.00%
2006	0	0.00%
2007	1	0.02%
2008	1	0.02%
2009	3	0.07%
2010	4	0.10%
2011	5	0.12%
2012	9	0.22%
2013	18	0.44%
2014	85	2.09%
2015	474	11.65%
2016	3387	83.26%
2017	80	1.97%
Total	4068	100.00%

CUYAHOGA COUNTY COMMON PLEAS COURT

Judicial Foreclosure Clearance Rate Year 2016

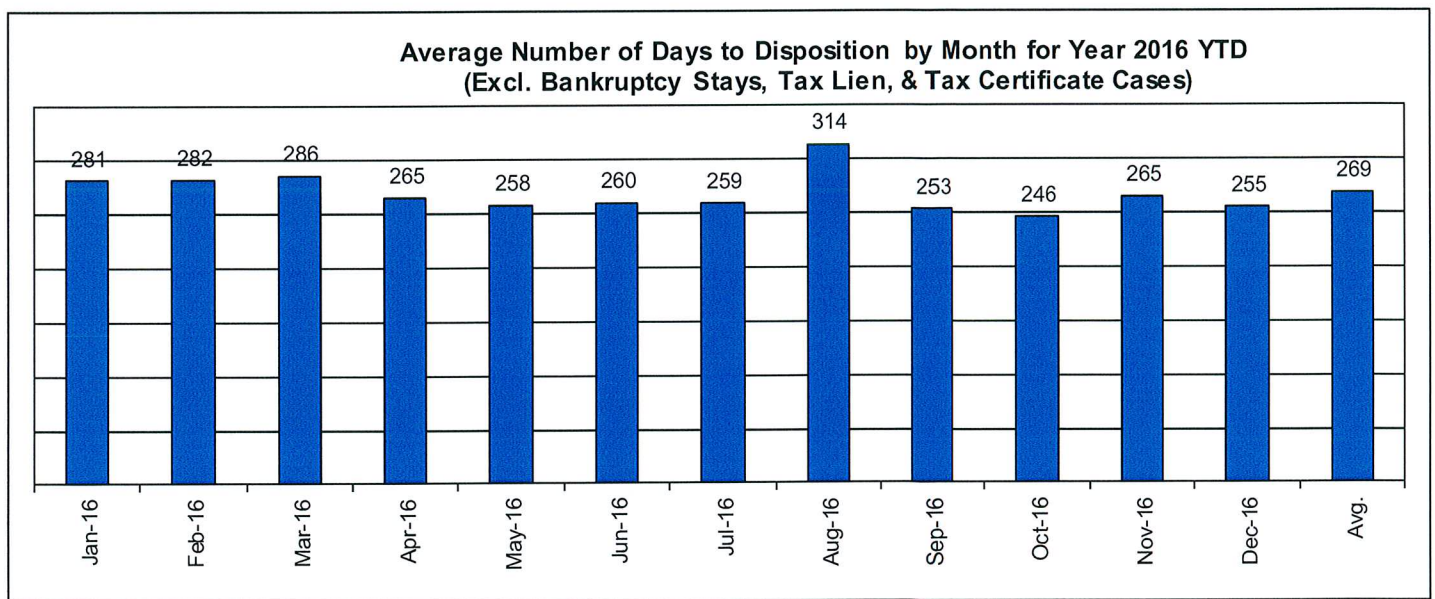
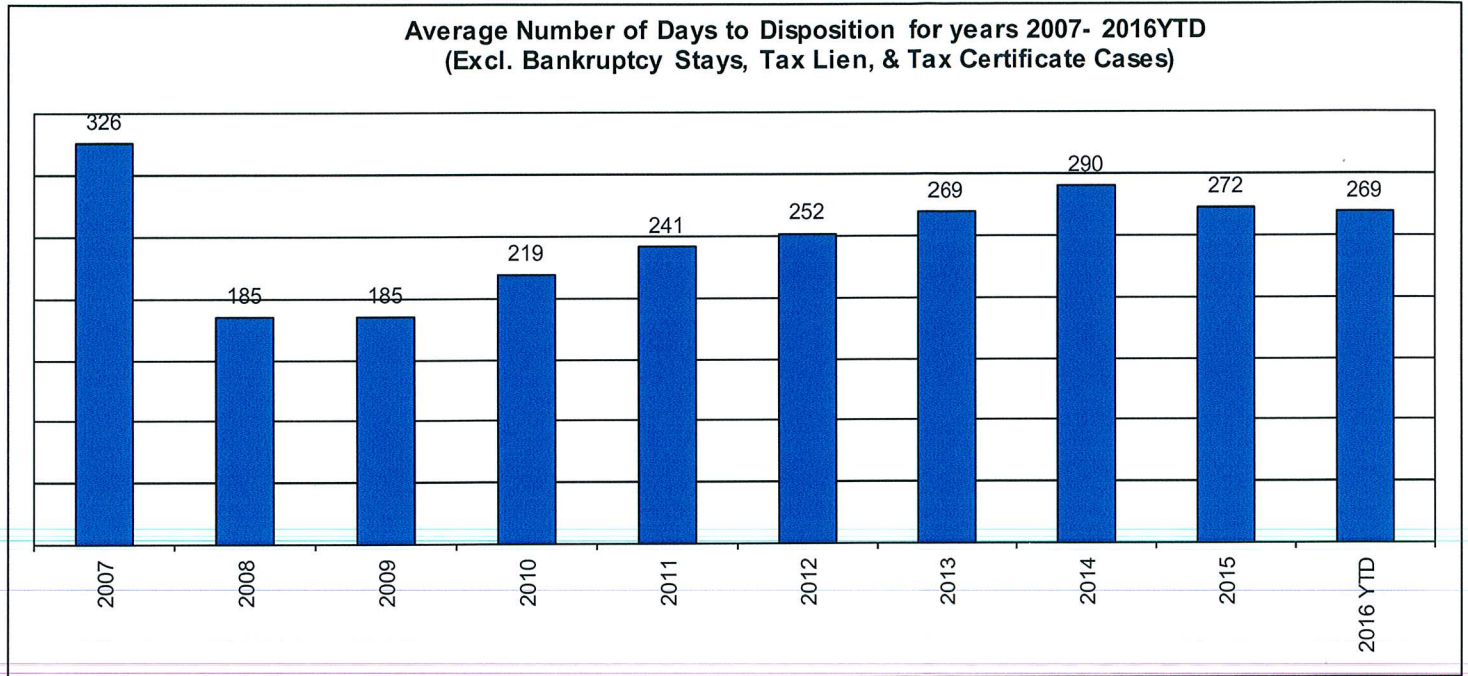
The Clearance Rate is the number of outgoing cases as a percentage of the number of incoming cases. Clearance rate measures whether the court is keeping up with its incoming caseload. If cases are not disposed in a timely manner, a backlog of cases awaiting disposition will grow. A Clearance Rate of 100% indicates that at least as many cases as have been filed, reopened, or reactivated in a period have been disposed.



	Referrals & Reinstates	Dispositions	Clearance Rate
Jan-16	757	540	71%
Feb-16	559	576	103%
Mar-16	624	641	103%
Apr-16	488	691	142%
May-16	543	508	94%
Jun-16	602	655	109%
Jul-16	511	421	82%
Aug-16	562	774	138%
Sep-16	395	661	167%
Oct-16	559	394	70%
Nov-16	441	502	114%
Dec-16	435	569	131%
Avg	540	578	107%
Total	6476	6932	

Avg. Number of Days to Disp. (Excl. Bank. Stays & Tax Lien & Tax Cert.)

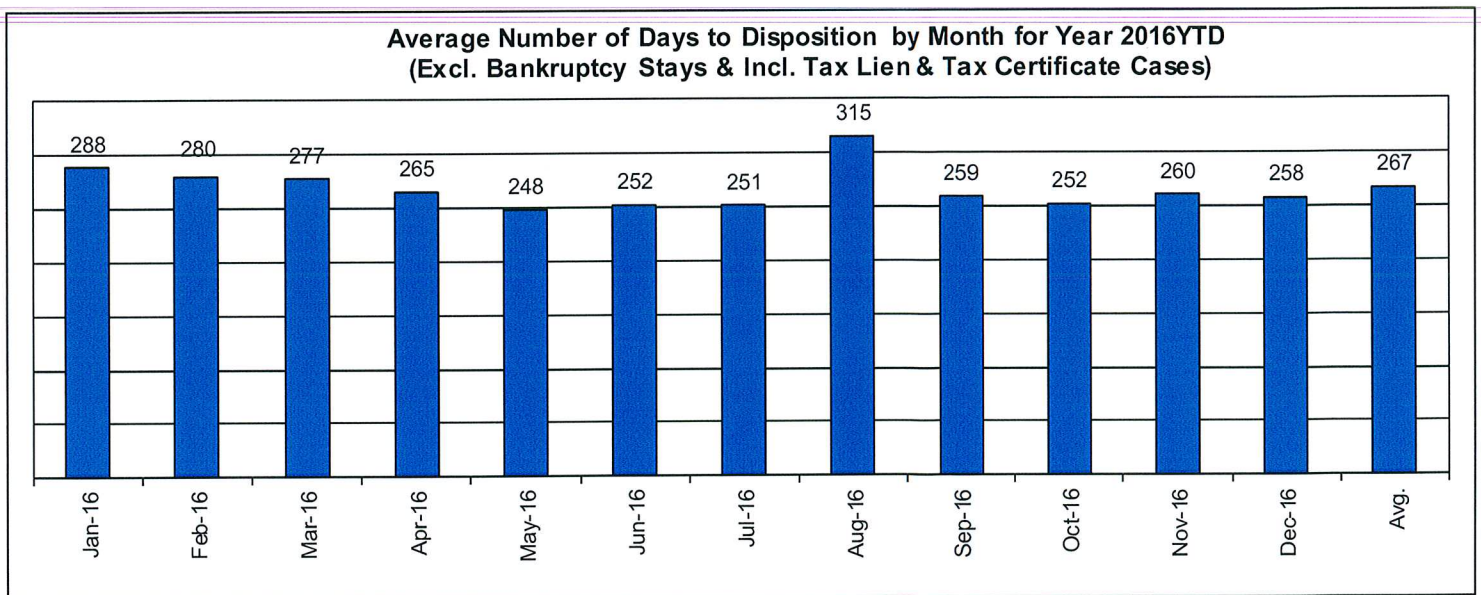
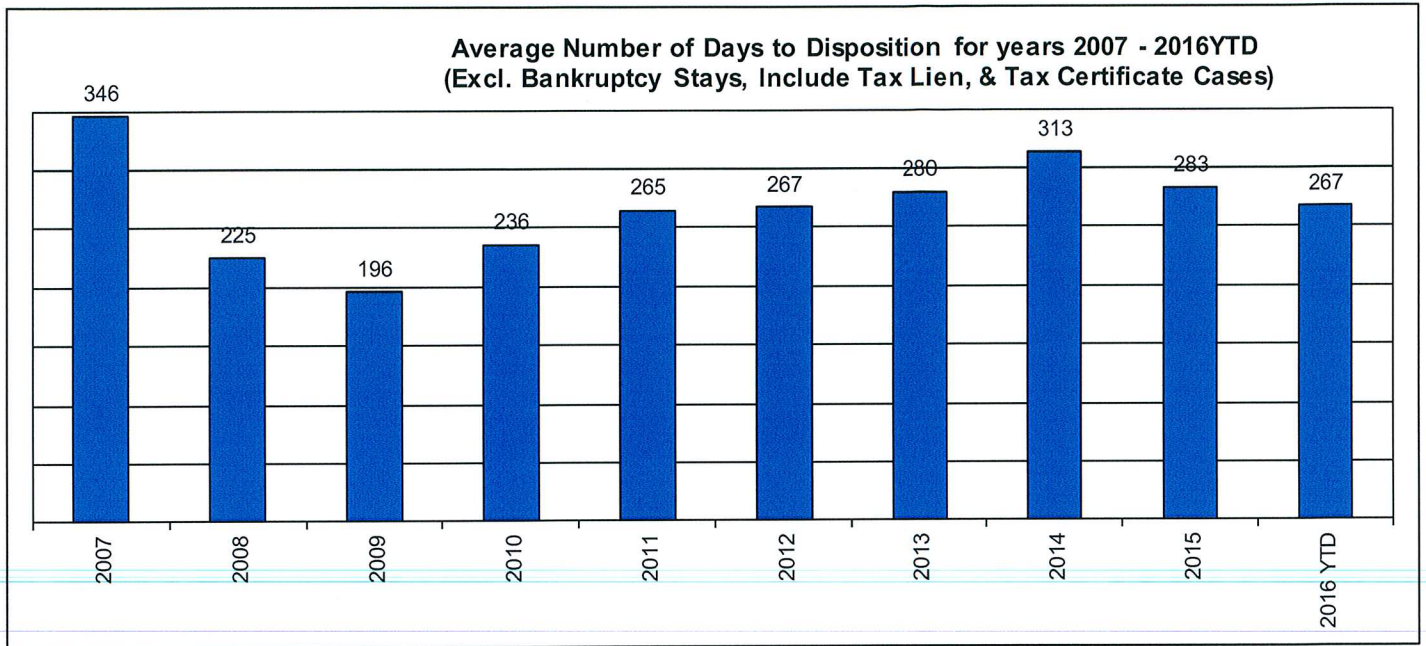
The average number of days to disposition is the number of days from filing to a final disposition entry being filed with the Clerk of Court. The data sample is based on all judicial foreclosure cases terminated by decree or dismissal (cases terminated by bankruptcy are not included) in a month. Each case is examined to determine the number of days between filing and termination with the periods that a case may have been in bankruptcy subtracted. Adding the total days of all of the cases minus bankruptcy periods and dividing by the total number of cases calculates the average. In the following chart, tax judicial foreclosure cases are excluded.



CUYAHOGA COUNTY COMMON PLEAS COURT

Avg. Number of Days to Disp. (Excl. Bank. Stays & Incl. Tax Lien & Tax Cert.)

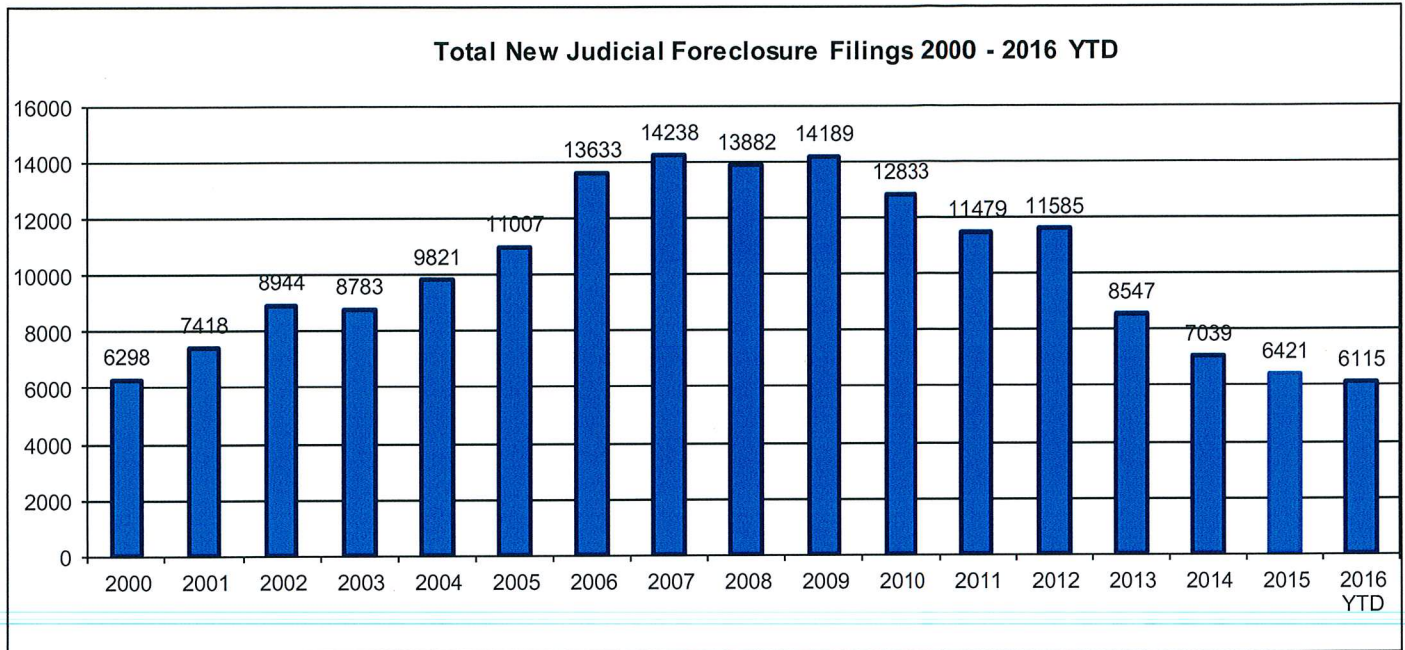
The average number of days to disposition is the number of days from filing to a final disposition entry being filed with the Clerk of Court. The data sample is based on all Judicial Foreclosure cases terminated by decree or dismissal (cases terminated by bankruptcy are not included) in a month. Each case is examined to determine the number of days between filing and termination with the periods that a case may have been in bankruptcy subtracted. Adding the total days of all of the cases minus bankruptcy periods and dividing by the total number of cases calculates the average. In the following chart, all types of Judicial Foreclosure cases are included.



Total New Judicial Foreclosure Filings

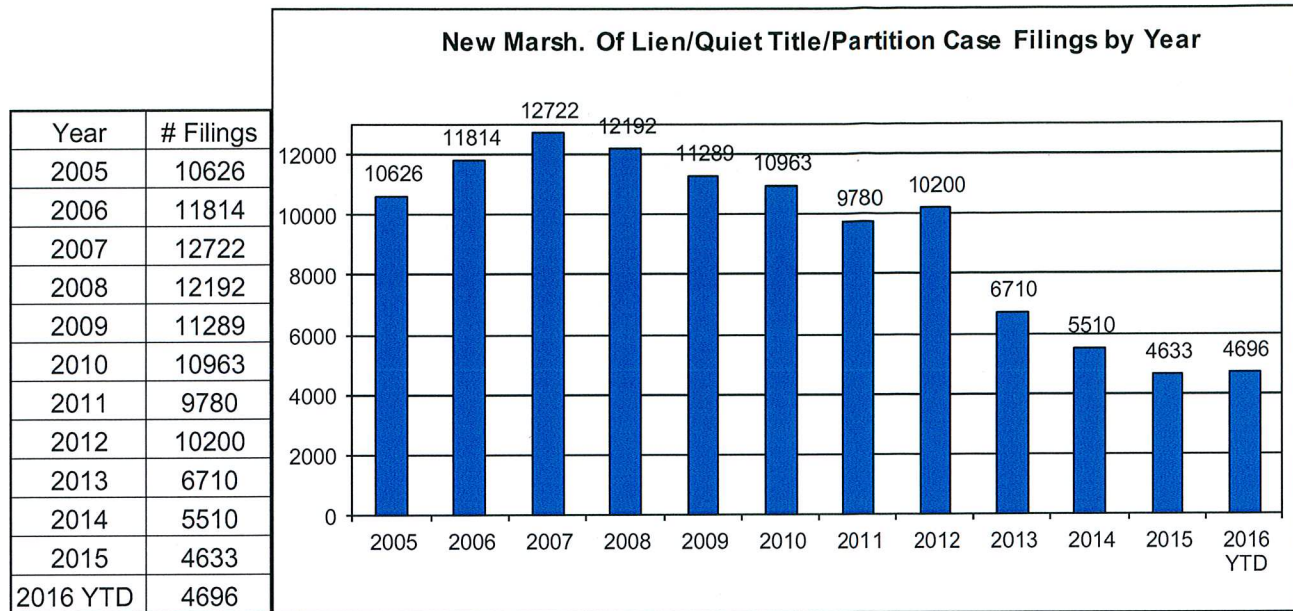
The following charts are provided as a historical view of new judicial foreclosure filings.

- 1. Total New Judicial Foreclosure Filings from 2000 – 2016 by year
- 2. Total New Marsh of Lien/Quiet Title/Partition Filings from 2005 – 2016 by month
- 3. Total New Tax Lien & Tax Certificate Filings for 2005 – 2016 by month
- 4. Total New Judicial Foreclosure Filings from 2005 – 2016 by month

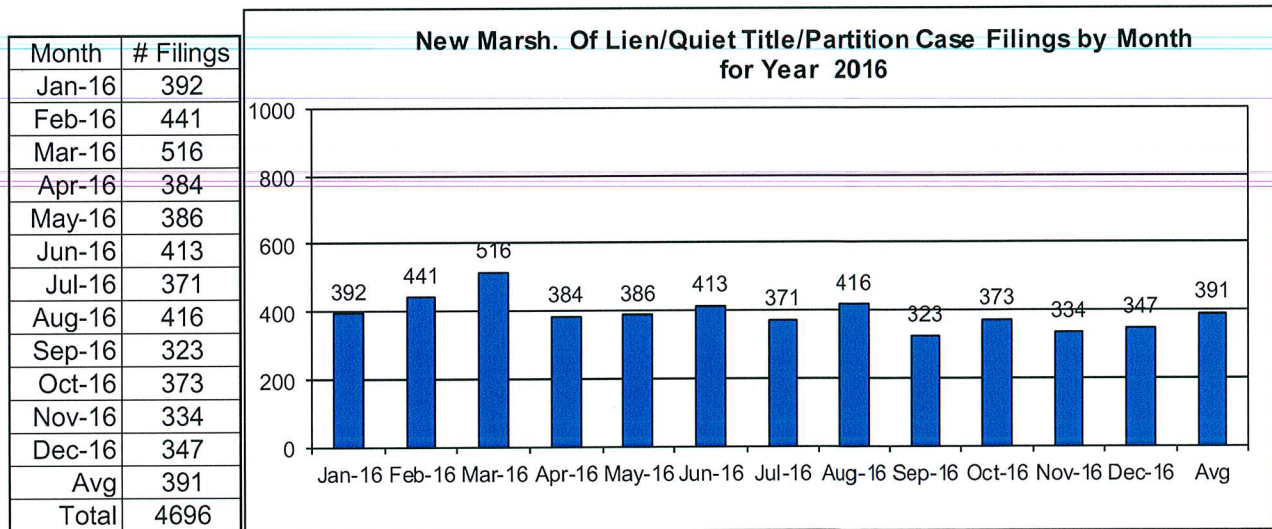


CUYAHOGA COUNTY COMMON PLEAS COURT

New Marsh of Lien/Quiet Title/Partition Case Filings for Years 2005 – 2016 YTD



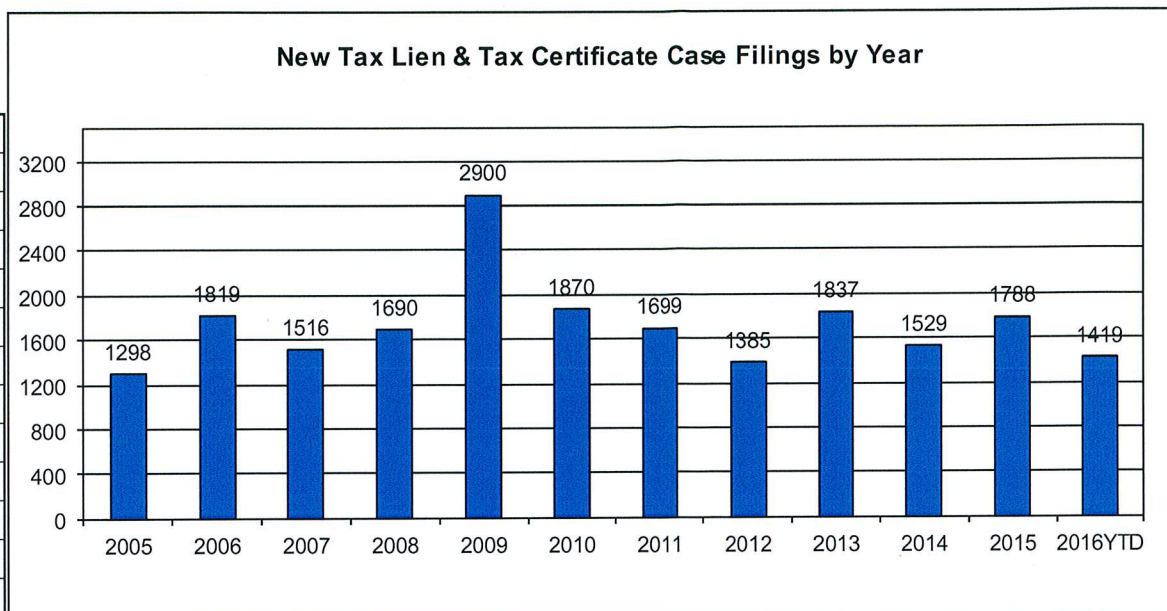
New Marsh of Lien/Quiet Title/Partition Case Filings by month for 2016 YTD



CUYAHOGA COUNTY COMMON PLEAS COURT

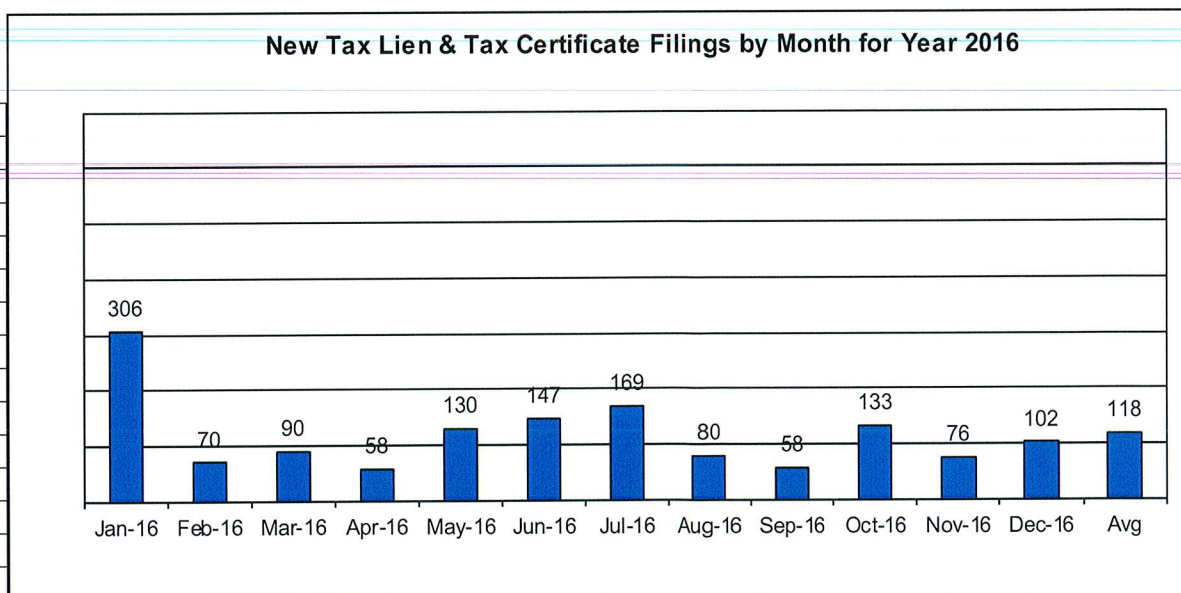
New Tax Lien & Certificate Filings for Years 2005 – 2016 YTD

Year	# Filings
2005	1298
2006	1819
2007	1516
2008	1690
2009	2900
2010	1870
2011	1699
2012	1385
2013	1837
2014	1529
2015	1788
2016YTD	1419



New Tax Lien & Certificate Filings by Month for Year 2016 YTD

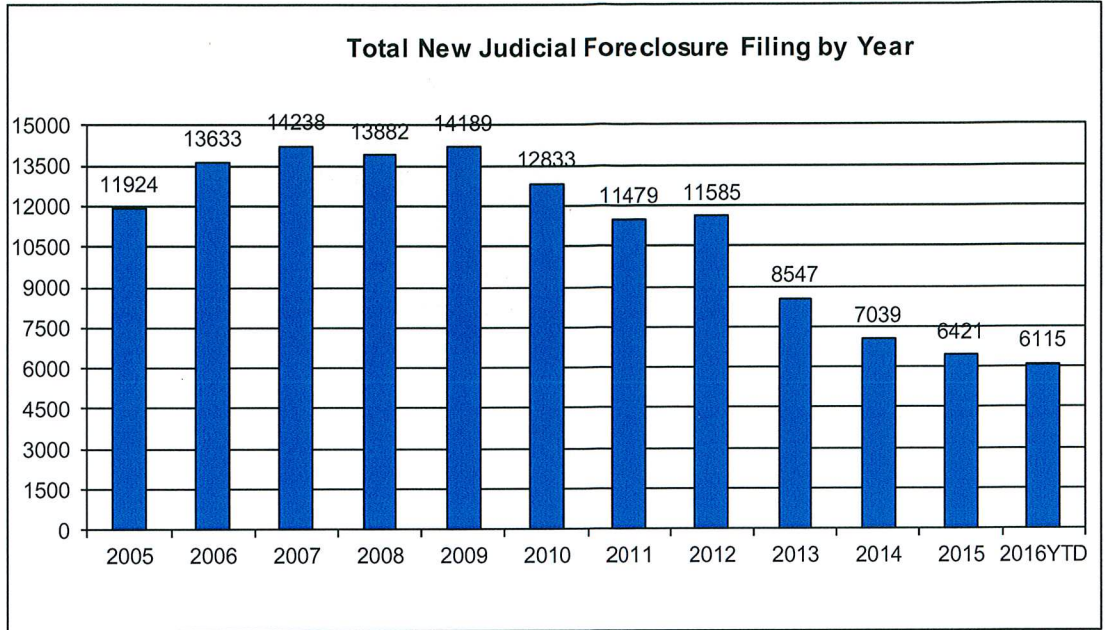
Month	# Filings
Jan-16	306
Feb-16	70
Mar-16	90
Apr-16	58
May-16	130
Jun-16	147
Jul-16	169
Aug-16	80
Sep-16	58
Oct-16	133
Nov-16	76
Dec-16	102
Avg	118
Total	1419



CUYAHOGA COUNTY COMMON PLEAS COURT

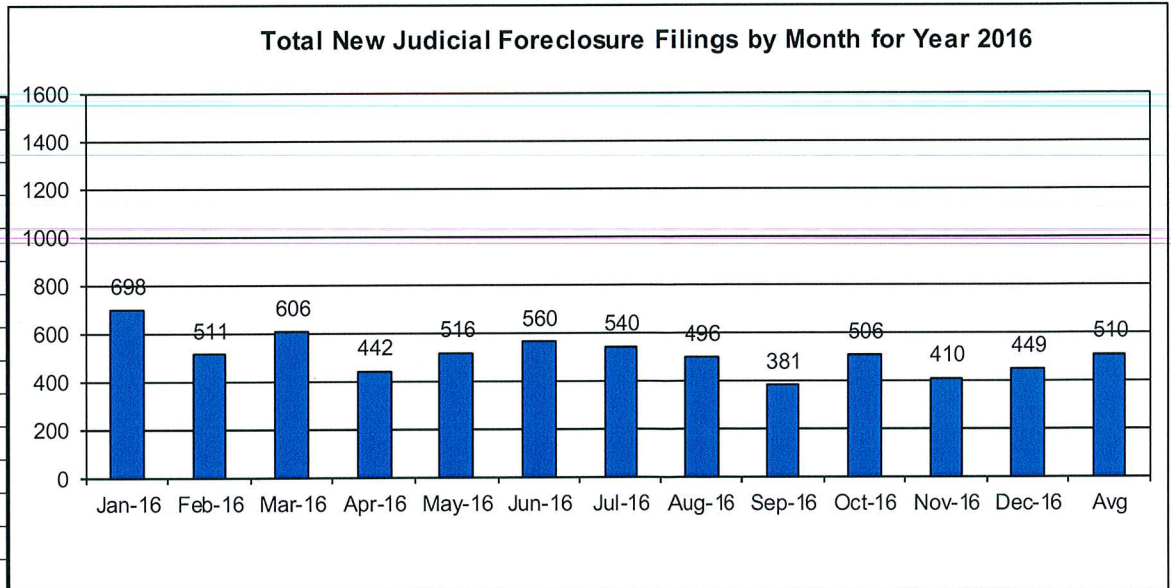
Total New Judicial Foreclosure Filings Years 2005 – 2016 YTD

Year	# Filings
2005	11924
2006	13633
2007	14238
2008	13882
2009	14189
2010	12833
2011	11479
2012	11585
2013	8547
2014	7039
2015	6421
2016 YTD	6115



Total New Judicial Foreclosure Filings by Month for Year 2016 YTD

Month	# Filings
Jan-16	698
Feb-16	511
Mar-16	606
Apr-16	442
May-16	516
Jun-16	560
Jul-16	540
Aug-16	496
Sep-16	381
Oct-16	506
Nov-16	410
Dec-16	449
Avg	510
Total	6115



Magistrate's Monthly Reports

The Magistrates' Monthly Report consists of 5 reports. Below is a description of each.

Magistrate's Monthly Supplemental Journal Entry Report (R415)

Retrieves total number of supplemental entries and Decrees of Confirmation of Sheriff's sale created during a specific period. A supplemental entry is any journal created by a magistrate, which does not close out a case. For example, any magistrate's order (MG) setting a hearing, any journal entry (JE) ruling on a motion, journals confirming Sheriff's sales, etc.).

Magistrate's Full Disposition Count by Magistrate Report (R413)

Retrieves total number of cases disposed of during a specific period. The dispositions are grouped by Magistrate and then broken down by the type of disposition (i. e. Default, Dismissed with Prejudice, Dismissed without Prejudice, etc.) This report can be printed three different ways. Including tax cases (Full Dispositions), excluding tax cases (Non-Tax Dispositions), and Tax cases only (Tax Dispositions).

Magistrate's Monthly Cases Referred/Reinstated Report (R418)

Retrieves newly filed cases referred to the Magistrates Dept. and cases previously disposed by the Magistrates Dept. that are reinstated and re-referred to the magistrates. The cases are separated by Tax (filing code 1465; Tax Judicial Foreclosure & 1466; Tax Certificate Judicial Foreclosure) and Non-Tax (1460; Judicial Foreclosure Marsh. Of Lien, 1480; Partition, 1470; Quiet Title, misc. (i. e. 1391; Contract Other, etc.).

Magistrate's Monthly Hearing Totals Report (R3146)

Retrieves total number of hearings held during one month. The hearings are grouped by Magistrate and then broken down by what type hearing was held (i. e. Default, Pretrial, etc.).

Magistrate's Monthly Case Load Report (R3147)

Retrieves individual caseload totals for individual magistrates during a specific period. The cases are grouped by magistrate and then broken down by case type (i. e. tax judicial foreclosure, tax certificate judicial foreclosure and non-tax judicial foreclosure).

CUYAHOGA COUNTY COURT OF COMMON PLEAS

DATE: 01/10/2017
TIME: 9:15 AM

OFFICE OF THE MAGISTRATES
MAGISTRATE'S MONTHLY SUPPLEMENTALS BY CASE
REPORTING PERIOD: DECEMBER 2016

PAGE: 1
CMSR415D

SUPPLEMENTALS

AUGUSTYN	165
BAKER	250
BUCHA	177
DAY	256
DYKE	196
GAUNTNER	0
GONZALEZ	104
HIPPLEY	182
JACKSON A	175
JACKSON J	208
KLEIN	197
LUCAS	112
VOZAR	274
WEISS	203
UNACCOUNTED FOR	0

TOTAL 2499

CONFIRMATIONS

TOTAL 4

CUYAHOGA COUNTY COURT OF COMMON PLEAS
OFFICE OF THE MAGISTRATES
Full Disposition Count by Magistrate
REPORTING PERIOD: FROM 12/01/2016 TO 12/31/2016

DATE: 01/10/2017
 TIME: 9:16 AM

PAGE: 1
 CMSR413

MagID	Dispose Type	Tax Cert.	Tax Treas.	Total		
KCA	Bank	0	0	0	Decrees	382
	Def	4	1	13	Defaults	238
	Dism	0	2	14	Other	143
	Ref. Vacate	0	0	0	Court Trial	1
	Court Trial	0	0	0	Dismissals	152
	Other	0	0	0	Bankruptcy	35
	MAG'S TOTAL	4	3	27	Ref. Vacated	0
GDB	Bank	0	0	4	Grand Total	569
	Def	1	0	22		
	Dism	2	2	10		
	Ref. Vacate	0	0	0		
	Court Trial	0	0	0		
	Other	0	8	8		
	MAG'S TOTAL	3	10	44		
SMB	Bank	0	0	2		
	Def	0	0	2		
	Dism	0	0	9		
	Ref. Vacate	0	0	0		
	Court Trial	0	0	0		
	Other	0	0	3		
	MAG'S TOTAL	0	0	16		
CED	Bank	0	0	1		
	Def	3	0	17		
	Dism	1	0	11		
	Ref. Vacate	0	0	0		
	Court Trial	0	0	0		
	Other	1	6	18		
	MAG'S TOTAL	5	6	47		
JTD	Bank	0	1	2		
	Def	4	0	15		
	Dism	1	0	12		
	Ref. Vacate	0	0	0		
	Court Trial	0	0	0		
	Other	0	5	10		
	MAG'S TOTAL	5	6	39		
TG	Bank	0	1	3		
	Def	1	0	15		
	Dism	0	1	7		
	Ref. Vacate	0	0	0		
	Court Trial	0	0	0		
	Other	4	12	29		
	MAG'S TOTAL	5	14	54		
KH	Bank	2	0	9		
	Def	2	2	18		
	Dism	0	1	21		
	Ref. Vacate	0	0	0		
	Court Trial	0	1	1		
	Other	0	0	0		
	MAG'S TOTAL	4	4	49		
ARJ	Bank	0	0	3		
	Def	8	0	27		
	Dism	1	3	12		

Full Disposition Count by Magistrate

REPORTING PERIOD: FROM 12/01/2016 TO 12/31/2016

DATE: 01/10/2017

TIME: 9:16 AM

MagID	Dispose Type	Tax Cert.	Tax Treas.	Total
	Ref. Vacate	0	0	0
	Court Trial	0	0	0
	Other	1	8	11
MAG'S TOTAL		10	11	53

JLJ				
	Bank	0	0	4
	Def	1	0	11
	Dism	0	0	18
	Ref. Vacate	0	0	0
	Court Trial	0	0	0
	Other	1	6	8
MAG'S TOTAL		2	6	41

MK				
	Bank	1	0	3
	Def	0	0	20
	Dism	0	0	11
	Ref. Vacate	0	0	0
	Court Trial	0	0	0
	Other	4	6	15
MAG'S TOTAL		5	6	49

PL				
	Bank	0	1	1
	Def	8	0	33
	Dism	0	0	5
	Ref. Vacate	0	0	0
	Court Trial	0	0	0
	Other	2	15	17
MAG'S TOTAL		10	16	56

TJV				
	Bank	0	0	2
	Def	2	0	23
	Dism	1	0	13
	Ref. Vacate	0	0	0
	Court Trial	0	0	0
	Other	0	4	8
MAG'S TOTAL		3	4	46

CW				
	Bank	1	0	1
	Def	8	0	22
	Dism	1	0	9
	Ref. Vacate	0	0	0
	Court Trial	0	0	0
	Other	0	11	16
MAG'S TOTAL		10	11	48

CUYAHOGA COUNTY COURT OF COMMON PLEAS

DATE: 01/10/2017
 TIME: 09:16 AM

OFFICE OF THE MAGISTRATES
 MAGISTRATE'S MONTHLY REF/REIN CASES
 FROM 12/01/2016 TO 12/31/2016

CMSR418

MAGISTRATE	NEW REFERRALS				REINSTATED			
	Tax Treas.	Tax Cert.	Non-Tax	Total	Tax Treas.	Tax Cert.	Non-Tax	Total
<u>AUGUSTYN/KEVIN/C</u>	8	1	10	19	0	0	0	0
<u>BAKER/GAIL/D</u>	6	1	18	25	0	0	0	0
<u>BUCHA/STEPHEN/M</u>	6	0	17	23	0	0	0	0
<u>DAY/CHRISTOPHER/E</u>	10	1	31	42	0	1	0	1
<u>DYKE/JOHN/T</u>	5	1	29	35	0	0	0	0
<u>GONZALEZ/TRACEY/</u>	7	0	31	38	0	0	0	0
<u>HIPPLEY/KEVIN/</u>	3	0	29	32	0	1	1	2
<u>JACKSON A/AMY/R</u>	5	0	26	31	0	0	1	1
<u>JACKSON J/JIM/L</u>	7	1	26	34	0	0	1	1
<u>KLEIN/MONICA/</u>	7	2	24	33	0	0	5	5
<u>LUCAS/PAUL/</u>	7	1	26	34	1	0	1	2
<u>VOZAR/THOMAS/J</u>	7	0	28	35	0	2	6	8
<u>WEISS/CAROL/</u>	11	0	22	33	0	0	1	1
<u>TOTAL</u>	89	8	317	414	1	4	16	21
<u>COMBINED TOTAL</u>	435							

CUYAHOGA COUNTY COURT OF COMMON PLEAS

OFFICE OF THE MAGISTRATES

MAG MONTHLY HEARING TOTALS

Reporting Period: December 2016

DATE: 01/10/2017
TIME: 09:16 AM

PAGE: 1
CMSR3146

Monthly Hearing Total 407

AUGUSTYN
 Default Hearings 3
 Tax Hearings 5
 Pretrials 5

 TOTAL: 13

BAKER
 Default Hearings 22
 Tax Hearings 6
 Pretrials 4

 TOTAL: 32

BUCHA
 Default Hearings 10
 Tax Hearings 4
 Pretrials 7

 TOTAL: 21

DAY
 Default Hearings 14
 Tax Hearings 7
 Pretrials 5

 TOTAL: 26

DYKE
 Default Hearings 10
 Tax Hearings 9
 Pretrials 3

 TOTAL: 22

GONZALEZ
 Default Hearings 21
 Tax Hearings 4
 Pretrials 2

 TOTAL: 27

HIPPLEY
 Default Hearings 18
 Tax Hearings 12
 Pretrials 4

 TOTAL: 34

JACKSON A
 Default Hearings 17
 Tax Hearings 2
 Pretrials 10

 TOTAL: 29

JACKSON J
 Default Hearings 36
 Tax Hearings 10
 Pretrials 17

 TOTAL: 63

KLEIN
 Default Hearings 18
 Tax Hearings 5
 Pretrials 3

 TOTAL: 26

CUYAHOGA COUNTY COURT OF COMMON PLEAS

OFFICE OF THE MAGISTRATES MAG MONTHLY HEARING TOTALS Reporting Period: December 2016

DATE: 01/10/2017
TIME: 09:16 AM

PAGE: 2
CMSR3146

TOTAL:	26
LUCAS	
Default Hearings	17
Tax Hearings	1
Pretrials	10
<hr/>	
TOTAL:	28
VOZAR	
Default Hearings	19
Tax Hearings	4
Pretrials	17
<hr/>	
TOTAL:	40
WEISS	
Default Hearings	26
Tax Hearings	12
Pretrials	8
<hr/>	
TOTAL:	46

CUYAHOGA COUNTY COURT OF COMMON PLEAS

DATE: 01/10/2017
 TIME: 9:17 AM

Office of the Magistrates
 Magistrate's Monthly Case Load
 MONTH: DECEMBER 2016

PAGE: 1
 CMSR3147

Magistrate Name	Non Tax Total	Tax Cert.	Tax Treas.	Total Tax	Total Cases
AUGUSTYN	111	10	36	46	157
BAKER	209	19	50	69	278
BUCHA	134	6	35	41	175
DAY	177	15	35	50	227
DYKE	166	22	49	71	237
GONZALEZ	250	12	53	65	315
HIPPLEY	271	30	55	85	356
JACKSON A	259	21	65	86	345
JACKSON J	2	0	0	0	2
KLEIN	249	19	72	91	340
LUCAS	307	33	82	115	422
VOZAR	340	30	60	90	430
WEISS	223	26	73	99	322
Non Tax Total:	2698	Cert.Tax Total: 243	Tax Treas. Total: 665	Total Tax: 908	Total Cases: 3606

Report CMSR1062 - Judicial Foreclosure Statistics by Judge

Report CMSR1062 provides a list of judicial foreclosure case activity for each Judge. The report identifies how many cases were pending at the beginning of the period. The new cases filed and cases that were transferred in or reactivated are added to the number pending at the beginning of the period. It then shows the type and number of terminations for the period. The total terminations are subtracted from the total pending which provides the pending at the end of the period.

CUYAHOGA COUNTY COURT OF COMMON PLEAS

DATE: 01/10/2017
TIME: 09:12 AM

Foreclosure Statistics by Judge Reporting Period: December 2016

PAGE: 1
CMSR1062

Judge							
AMBROSE, DICK							
	Pending at Beg of Period		New Cases Filed	Cases Transferred In / Reactivated			Total
	77		19	4			100
Terminations	Bankruptcy	Default	RefVacated	Court Trial	Dismiss	Other	Total
	1	6	0	0	6	8	21
Total Pending at End of Period							79
ASTRAB, MICHAEL							
	Pending at Beg of Period		New Cases Filed	Cases Transferred In / Reactivated			Total
	136		11	4			151
Terminations	Bankruptcy	Default	RefVacated	Court Trial	Dismiss	Other	Total
	0	8	0	0	2	5	15
Total Pending at End of Period							136
BARKER, PAMELA A							
	Pending at Beg of Period		New Cases Filed	Cases Transferred In / Reactivated			Total
	166		15	2			183
Terminations	Bankruptcy	Default	RefVacated	Court Trial	Dismiss	Other	Total
	0	14	0	0	3	9	26
Total Pending at End of Period							157
BURNSIDE, JANET R							
	Pending at Beg of Period		New Cases Filed	Cases Transferred In / Reactivated			Total
	129		12	2			143
Terminations	Bankruptcy	Default	RefVacated	Court Trial	Dismiss	Other	Total
	0	16	0	0	6	7	29
Total Pending at End of Period							114
CALABRESE, DEENA R							
	Pending at Beg of Period		New Cases Filed	Cases Transferred In / Reactivated			Total
	113		14	7			134
Terminations	Bankruptcy	Default	RefVacated	Court Trial	Dismiss	Other	Total
	0	7	0	0	4	7	18
Total Pending at End of Period							116
CLANCY, MAUREEN							
	Pending at Beg of Period		New Cases Filed	Cases Transferred In / Reactivated			Total
	114		15	5			134
Terminations	Bankruptcy	Default	RefVacated	Court Trial	Dismiss	Other	Total
	1	7	0	0	3	13	24
Total Pending at End of Period							110
COLLIER-WILLIAMS, CASSANDRA							
	Pending at Beg of Period		New Cases Filed	Cases Transferred In / Reactivated			Total
	120		16	1			137
Terminations	Bankruptcy	Default	RefVacated	Court Trial	Dismiss	Other	Total
	1	7	0	0	7	5	20
Total Pending at End of Period							117
CORRIGAN, BRIAN J							

CUYAHOGA COUNTY COURT OF COMMON PLEAS

DATE: 01/10/2017
TIME: 09:12 AM

Foreclosure Statistics by Judge Reporting Period: December 2016

PAGE: 2
CMSR1062

Judge							
	Pending at Beg of Period		New Cases Filed		Cases Transferred In / Reactivated		Total
	116		11		2		129
Terminations	Bankruptcy	Default	RefVacated	Court Trial	Dismiss	Other	Total
	2	5	0	0	3	9	19
	Total Pending at End of Period						110
CORRIGAN, PETER J							
	Pending at Beg of Period		New Cases Filed		Cases Transferred In / Reactivated		Total
	96		14		3		113
Terminations	Bankruptcy	Default	RefVacated	Court Trial	Dismiss	Other	Total
	1	11	0	0	6	8	26
	Total Pending at End of Period						87
DONNELLY, MICHAEL P							
	Pending at Beg of Period		New Cases Filed		Cases Transferred In / Reactivated		Total
	115		11		2		128
Terminations	Bankruptcy	Default	RefVacated	Court Trial	Dismiss	Other	Total
	0	7	0	0	7	6	20
	Total Pending at End of Period						108
FRIEDLAND, CAROLYN B							
	Pending at Beg of Period		New Cases Filed		Cases Transferred In / Reactivated		Total
	119		9		4		132
Terminations	Bankruptcy	Default	RefVacated	Court Trial	Dismiss	Other	Total
	2	9	0	0	3	8	22
	Total Pending at End of Period						110
FRIEDMAN, STUART A							
	Pending at Beg of Period		New Cases Filed		Cases Transferred In / Reactivated		Total
	126		7		2		135
Terminations	Bankruptcy	Default	RefVacated	Court Trial	Dismiss	Other	Total
	5	2	0	0	6	2	15
	Total Pending at End of Period						120
FUERST, NANCY A							
	Pending at Beg of Period		New Cases Filed		Cases Transferred In / Reactivated		Total
	144		16		8		168
Terminations	Bankruptcy	Default	RefVacated	Court Trial	Dismiss	Other	Total
	1	7	0	0	4	5	17
	Total Pending at End of Period						151
GALL, STEVEN E							
	Pending at Beg of Period		New Cases Filed		Cases Transferred In / Reactivated		Total
	120		15		6		141
Terminations	Bankruptcy	Default	RefVacated	Court Trial	Dismiss	Other	Total
	0	8	0	0	1	6	15
	Total Pending at End of Period						126
GALLAGHER, HOLLIE L							

CUYAHOGA COUNTY COURT OF COMMON PLEAS

DATE: 01/10/2017
TIME: 09:12 AM

Foreclosure Statistics by Judge
Reporting Period: December 2016

PAGE: 3
CMSR1062

Judge							
	Pending at Beg of Period		New Cases Filed	Cases Transferred In / Reactivated			Total
	87		15	4			106
Terminations	Bankruptcy	Default	RefVacated	Court Trial	Dismiss	Other	Total
	0	7	0	0	4	11	22
	Total Pending at End of Period						84
GALLAGHER, SHANNON M							
	Pending at Beg of Period		New Cases Filed	Cases Transferred In / Reactivated			Total
	153		10	4			167
Terminations	Bankruptcy	Default	RefVacated	Court Trial	Dismiss	Other	Total
	1	15	0	0	1	14	31
	Total Pending at End of Period						136
GAUL, DANIEL							
	Pending at Beg of Period		New Cases Filed	Cases Transferred In / Reactivated			Total
	157		11	3			171
Terminations	Bankruptcy	Default	RefVacated	Court Trial	Dismiss	Other	Total
	0	10	0	0	3	4	17
	Total Pending at End of Period						154
JACKSON, MICHAEL E							
	Pending at Beg of Period		New Cases Filed	Cases Transferred In / Reactivated			Total
	112		15	3			130
Terminations	Bankruptcy	Default	RefVacated	Court Trial	Dismiss	Other	Total
	0	3	0	0	2	14	19
	Total Pending at End of Period						111
MATIA, DAVID T							
	Pending at Beg of Period		New Cases Filed	Cases Transferred In / Reactivated			Total
	106		14	2			122
Terminations	Bankruptcy	Default	RefVacated	Court Trial	Dismiss	Other	Total
	1	9	0	0	4	5	19
	Total Pending at End of Period						103
MCCLELLAND, ROBERT C							
	Pending at Beg of Period		New Cases Filed	Cases Transferred In / Reactivated			Total
	94		12	1			107
Terminations	Bankruptcy	Default	RefVacated	Court Trial	Dismiss	Other	Total
	0	8	0	0	7	7	22
	Total Pending at End of Period						85
MCCORMICK, TIMOTHY							
	Pending at Beg of Period		New Cases Filed	Cases Transferred In / Reactivated			Total
	81		14	5			100
Terminations	Bankruptcy	Default	RefVacated	Court Trial	Dismiss	Other	Total
	0	5	0	0	8	2	15
	Total Pending at End of Period						85
MCDONNELL, NANCY R							

CUYAHOGA COUNTY COURT OF COMMON PLEAS

DATE: 01/10/2017
TIME: 09:12 AM

Foreclosure Statistics by Judge
Reporting Period: December 2016

PAGE: 4
CMSR1062

Judge							
	Pending at Beg of Period		New Cases Filed		Cases Transferred In / Reactivated		Total
	114		10		1		125
Terminations							
	Bankruptcy	Default	RefVacated	Court Trial	Dismiss	Other	Total
	1	9	0	0	5	14	29
	Total Pending at End of Period						96
MCMONAGLE, MATTHEW A							
	Pending at Beg of Period		New Cases Filed		Cases Transferred In / Reactivated		Total
	103		15		4		122
Terminations							
	Bankruptcy	Default	RefVacated	Court Trial	Dismiss	Other	Total
	2	3	0	0	5	9	19
	Total Pending at End of Period						103
O'DONNELL, JOHN P							
	Pending at Beg of Period		New Cases Filed		Cases Transferred In / Reactivated		Total
	99		12		4		115
Terminations							
	Bankruptcy	Default	RefVacated	Court Trial	Dismiss	Other	Total
	1	6	0	0	2	5	14
	Total Pending at End of Period						101
RUSSO, JOHN J							
	Pending at Beg of Period		New Cases Filed		Cases Transferred In / Reactivated		Total
	44		13		3		60
Terminations							
	Bankruptcy	Default	RefVacated	Court Trial	Dismiss	Other	Total
	2	0	0	0	2	2	6
	Total Pending at End of Period						54
RUSSO, JOSEPH D							
	Pending at Beg of Period		New Cases Filed		Cases Transferred In / Reactivated		Total
	126		13		1		140
Terminations							
	Bankruptcy	Default	RefVacated	Court Trial	Dismiss	Other	Total
	3	7	0	0	4	7	21
	Total Pending at End of Period						119
RUSSO, MICHAEL J							
	Pending at Beg of Period		New Cases Filed		Cases Transferred In / Reactivated		Total
	131		15		3		149
Terminations							
	Bankruptcy	Default	RefVacated	Court Trial	Dismiss	Other	Total
	0	7	0	0	4	10	21
	Total Pending at End of Period						128
RUSSO, NANCY MARGARET							
	Pending at Beg of Period		New Cases Filed		Cases Transferred In / Reactivated		Total
	77		16		2		95
Terminations							
	Bankruptcy	Default	RefVacated	Court Trial	Dismiss	Other	Total
	1	6	0	0	3	1	11
	Total Pending at End of Period						84
SAFFOLD, SHIRLEY STRICKLAND							

CUYAHOGA COUNTY COURT OF COMMON PLEAS

DATE: 01/10/2017
TIME: 09:12 AM

Foreclosure Statistics by Judge
Reporting Period: December 2016

PAGE: 5
CMSR1062

Judge							
	Pending at Beg of Period		New Cases Filed		Cases Transferred In / Reactivated		Total
	104		12		3		119
Terminations	Bankruptcy	Default	RefVacated	Court Trial	Dismiss	Other	Total
	3	9	0	0	2	7	21
	Total Pending at End of Period						98
SHEEHAN, BRENDAN J							
	Pending at Beg of Period		New Cases Filed		Cases Transferred In / Reactivated		Total
	129		13		1		143
Terminations	Bankruptcy	Default	RefVacated	Court Trial	Dismiss	Other	Total
	2	9	0	0	4	8	23
	Total Pending at End of Period						120
SUTULA, JOHN D							
	Pending at Beg of Period		New Cases Filed		Cases Transferred In / Reactivated		Total
	128		16		5		149
Terminations	Bankruptcy	Default	RefVacated	Court Trial	Dismiss	Other	Total
	3	4	0	0	8	4	19
	Total Pending at End of Period						130
SUTULA, KATHLEEN ANN							
	Pending at Beg of Period		New Cases Filed		Cases Transferred In / Reactivated		Total
	85		13		2		100
Terminations	Bankruptcy	Default	RefVacated	Court Trial	Dismiss	Other	Total
	1	2	0	0	3	9	15
	Total Pending at End of Period						85
SYNENBERG, JOAN							
	Pending at Beg of Period		New Cases Filed		Cases Transferred In / Reactivated		Total
	96		11		7		114
Terminations	Bankruptcy	Default	RefVacated	Court Trial	Dismiss	Other	Total
	0	2	0	0	7	9	18
	Total Pending at End of Period						96
VILLANUEVA, JOSE` A							
	Pending at Beg of Period		New Cases Filed		Cases Transferred In / Reactivated		Total
	114		16		1		131
Terminations	Bankruptcy	Default	RefVacated	Court Trial	Dismiss	Other	Total
	1	3	0	1	7	5	17
	Total Pending at End of Period						114

Monthly Summary

MONTHLY SUMMARY

December 2016

NAME	PEND	ASSIGNED			TRIALS						DISP	PENDING				+ -
		CV	CR	TOT	JURY			COURT				CV	FR	CR	TOT	
					CV	CR	TOT	CV	CR	TOT		CV	FR	CR	TOT	
Dick Ambrose	392	44	34	78	0	0	0	0	3	3	81	211	78	100	389	+ 3
Michael K. Astrab	480	46	39	85	0	0	0	1	0	1	71	223	136	135	494	- 14
Pamela A. Barker	452	46	34	80	0	0	0	0	0	0	83	186	157	106	449	+ 3
Janet R. Burnside	480	46	33	79	0	0	0	0	0	0	99	239	112	109	460	+ 20
Deena R. Calabrese	403	51	29	80	0	0	0	0	0	0	57	197	116	113	426	- 23
Maureen Clancy	370	46	32	78	0	3	3	0	0	0	74	180	109	85	374	- 4
Cassandra Collier-Willia	421	42	44	86	0	0	0	0	0	0	80	155	116	156	427	- 6
Brian J. Corrigan	490	39	41	80	0	0	0	0	0	0	69	264	110	127	501	- 11
Peter J. Corrigan	431	44	25	69	1	0	1	0	0	0	80	196	87	137	420	+ 11
Michael P. Donnelly	391	43	38	81	0	0	0	0	0	0	70	188	108	106	402	- 11
Carolyn B. Friedland	463	45	33	78	0	0	0	0	0	0	72	221	110	138	469	- 6
Stuart A. Friedman	438	43	29	72	0	0	0	0	0	0	57	217	119	117	453	- 15
Nancy A. Fuerst	392	53	26	79	0	0	0	0	1	1	63	189	151	68	408	- 16
Steven E. Gall	443	47	38	85	0	1	1	0	1	1	78	176	126	148	450	- 7
Hollie L. Gallagher	370	46	25	71	0	0	0	0	0	0	68	192	83	98	373	- 3
Shannon M. Gallagher	472	44	26	70	0	0	0	0	1	1	72	229	135	106	470	+ 2
Daniel Gaul	527	43	54	97	0	1	1	0	0	0	72	218	154	180	552	- 25
Michael E Jackson	492	43	34	77	1	1	2	1	1	2	94	199	111	165	475	+ 17
David T. Matia	424	45	27	72	1	0	1	0	0	0	86	210	102	98	410	+ 14
Robert C. McClelland	519	43	39	82	0	0	0	0	2	2	107	250	85	159	494	+ 25
Timothy McCormick	379	43	36	79	0	0	0	0	0	0	74	200	82	102	384	- 5
Nancy R. McDonnell	381	41	30	71	0	0	0	0	0	0	87	185	96	84	365	+ 16
Matthew A McMonagle	372	46	31	77	0	0	0	0	0	0	55	165	98	131	394	- 22
John P. O'Donnell	420	47	28	75	0	0	0	0	0	0	48	230	101	116	447	- 27
John J. Russo	159	22	6	28	1	0	1	0	0	0	31	94	51	11	156	+ 3
Joseph D. Russo	472	42	38	80	0	0	0	0	0	0	70	199	119	164	482	- 10
Michael J. Russo	415	49	39	88	0	1	1	0	0	0	70	201	128	104	433	- 18
Nancy Margaret Russo	239	44	32	76	0	0	0	0	0	0	75	94	82	64	240	- 1
Shirley Strickland Saffold	435	43	40	83	0	0	0	0	0	0	86	202	97	133	432	+ 3
Brendan J. Sheehan	358	43	27	70	0	2	2	0	0	0	62	155	120	91	366	- 8
John D. Sutula	558	47	42	89	0	0	0	0	1	1	72	276	130	169	575	- 17
Kathleen Ann Sutula	342	44	30	74	0	0	0	0	0	0	63	173	84	96	353	- 11
Joan Synenberg	377	48	23	71	0	1	1	0	0	0	77	208	95	68	371	+ 6
José A. Villanueva	450	44	32	76	0	0	0	0	0	0	63	204	114	145	463	- 13
TOTALS	14207	1502	1114	2616	4	10	14	2	10	12	2466	6726	3702	3929	14357	- 150

Year to Date Summary

SUMMARY FOR THE COURT

January - December 2016

NAME	PEND	ASSIGNED			TRIALS						DISP	PENDING				+	-
		CV	CR	TOT	JURY			COURT				CV	FR	CR	TOT		
Dick Ambrose	435	594	384	978	1	12	13	1	9	10	1024	211	78	100	389	+ 46	
Michael K. Astrab	485	612	393	1005	1	3	4	1	2	3	996	223	136	135	494	- 9	
Pamela A. Barker	426	625	362	987	1	4	5	1	1	2	964	186	157	106	449	- 23	
Janet R. Burnside	436	587	376	963	1	15	16	2	5	7	939	239	112	109	460	- 24	
Deena R. Calabrese	453	617	359	976	4	7	11	0	2	2	1003	197	116	113	426	+ 27	
Maureen Clancy	374	629	355	984	2	8	10	0	1	1	984	180	109	85	374	0	
Cassandra Collier-Willia	456	614	416	1030	0	5	5	0	4	4	1059	155	116	156	427	+ 29	
Brian J. Corrigan	483	589	390	979	2	9	11	0	9	9	961	264	110	127	501	- 18	
Peter J. Corrigan	466	595	384	979	4	5	9	4	0	4	1025	196	87	137	420	+ 46	
Michael P. Donnelly	426	615	381	996	1	7	8	0	3	3	1020	188	108	106	402	+ 24	
Carolyn B. Friedland	483	606	382	988	2	1	3	0	3	3	1002	221	110	138	469	+ 14	
Stuart A. Friedman	450	582	361	943	1	0	1	1	2	3	940	217	119	117	453	- 3	
Nancy A. Fuerst	432	606	344	950	0	4	4	0	1	1	974	189	151	68	408	+ 24	
Steven E. Gall	429	612	418	1030	0	8	8	0	3	3	1009	176	126	148	450	- 21	
Hollie L. Gallagher	374	624	312	936	0	3	3	0	2	2	937	192	83	98	373	+ 1	
Shannon M. Gallagher	427	602	363	965	0	6	6	1	7	8	922	229	135	106	470	- 43	
Daniel Gaul	513	621	446	1067	1	10	11	2	1	3	1028	218	154	180	552	- 39	
Michael E Jackson	517	611	482	1093	5	11	16	3	8	11	1135	199	111	165	475	+ 42	
David T. Matia	439	607	388	995	2	7	9	0	0	0	1024	210	102	98	410	+ 29	
Robert C. McClelland	511	598	459	1057	4	0	4	2	8	10	1074	250	85	159	494	+ 17	
Timothy McCormick	361	603	370	973	2	5	7	0	3	3	950	200	82	102	384	- 23	
Nancy R. McDonnell	393	596	311	907	2	10	12	0	2	2	935	185	96	84	365	+ 28	
Matthew A McMonagle	391	587	364	951	1	4	5	1	7	8	948	165	98	131	394	- 3	
John P. O'Donnell	438	612	344	956	3	3	6	3	2	5	947	230	101	116	447	- 9	
John J. Russo	177	318	100	418	2	0	2	0	0	0	439	94	51	11	156	+ 21	
Joseph D. Russo	461	608	396	1004	1	5	6	2	3	5	983	199	119	164	482	- 21	
Michael J. Russo	404	605	327	932	1	5	6	0	1	1	903	201	128	104	433	- 29	
Nancy Margaret Russo	238	609	348	957	3	2	5	0	7	7	955	94	82	64	240	- 2	
Shirley Strickland Saffold	415	631	381	1012	1	11	12	0	4	4	995	202	97	133	432	- 17	
Brendan J. Sheehan	361	598	335	933	4	13	17	0	2	2	928	155	120	91	366	- 5	
John D. Sutula	575	598	439	1037	3	3	6	3	10	13	1037	276	130	169	575	0	
Kathleen Ann Sutula	372	617	363	980	1	7	8	0	0	0	999	173	84	96	353	+ 19	
Joan Synenberg	416	619	343	962	1	5	6	0	1	1	1007	208	95	68	371	+ 45	
José A. Villanueva	486	593	410	1003	4	7	11	0	6	6	1026	204	114	145	463	+ 23	
TOTALS	14503	20340	12586	32926	61	205	266	27	119	146	33072	6726	3702	3929	14357	+ 146	

Corrections/Adjustments
