



***Statistics Report
July 2017***

***John J. Russo
Administrative and Presiding Judge***

TABLE OF CONTENTS

Criminal Statistics

Newly Filed, Re-Activated and Transferred in Cases _____ 4

Yearly Criminal Terminations _____ 5

Pending Criminal Cases End of Period _____ 6

Clearance Rate _____ 7

Arrest to Disposition Timeline _____ 8

Average Arrest to Disposition Timeline (Jail Cases) _____ 9

Average Arrest to Disposition Timeline (Non-Jail Cases) _____ 10

Average Arrest to Disposition Timeline (Jail and Non-Jail Cases) _____ 11

Yearly Average Arrest to Disposition Timeline _____ 12

Indictments and Informations Filed With the Clerk of Courts _____ 13

Bail Case Arraignment Activity _____ 14

Overall Arraignment Statistics _____ 15

Foreclosure Statistics

Total Pending Judicial Foreclosure Cases Referred to Magistrates _____ 17

Total Pending Tax Lien & Certificate Cases Referred to Magistrates _____ 18

Percentage of Pending Judicial Foreclosure Cases By Filing Year _____ 19

Judicial Foreclosure Clearance Rate Year 2017 _____ 20

Avg. Number of Days to Disp. (Excl. Bank. Stays & Tax Lien & Tax Cert.) _____ 21

Avg. Number of Days to Disp. (Excl. Bank. Stays & Incl. Tax Lien & Tax Cert.) _____ 22

Total New Judicial Foreclosure Filings _____ 23

New Marsh of Lien/Quiet Title/Partition Case Filings for Years 2005 – 2017 YTD _____ 24

New Marsh of Lien/Quiet Title/Partition Case Filings by month for 2017 YTD _____ 24

New Tax Lien & Certificate Filings for Years 2005 – 2017 YTD _____ 25

New Tax Lien & Certificate Filings by Month for Year 2017 YTD _____ 25

Total New Judicial Foreclosure Filings Years 2005 – 2017 YTD _____ 26

Total New Judicial Foreclosure Filings by Month for Year 2017 YTD _____ 26

Magistrate's Monthly Reports _____ 27

Report CMSR1062 - Judicial Foreclosure Statistics by Judge _____ 35

Monthly Summary _____ 41

Year to Date Summary _____ 43

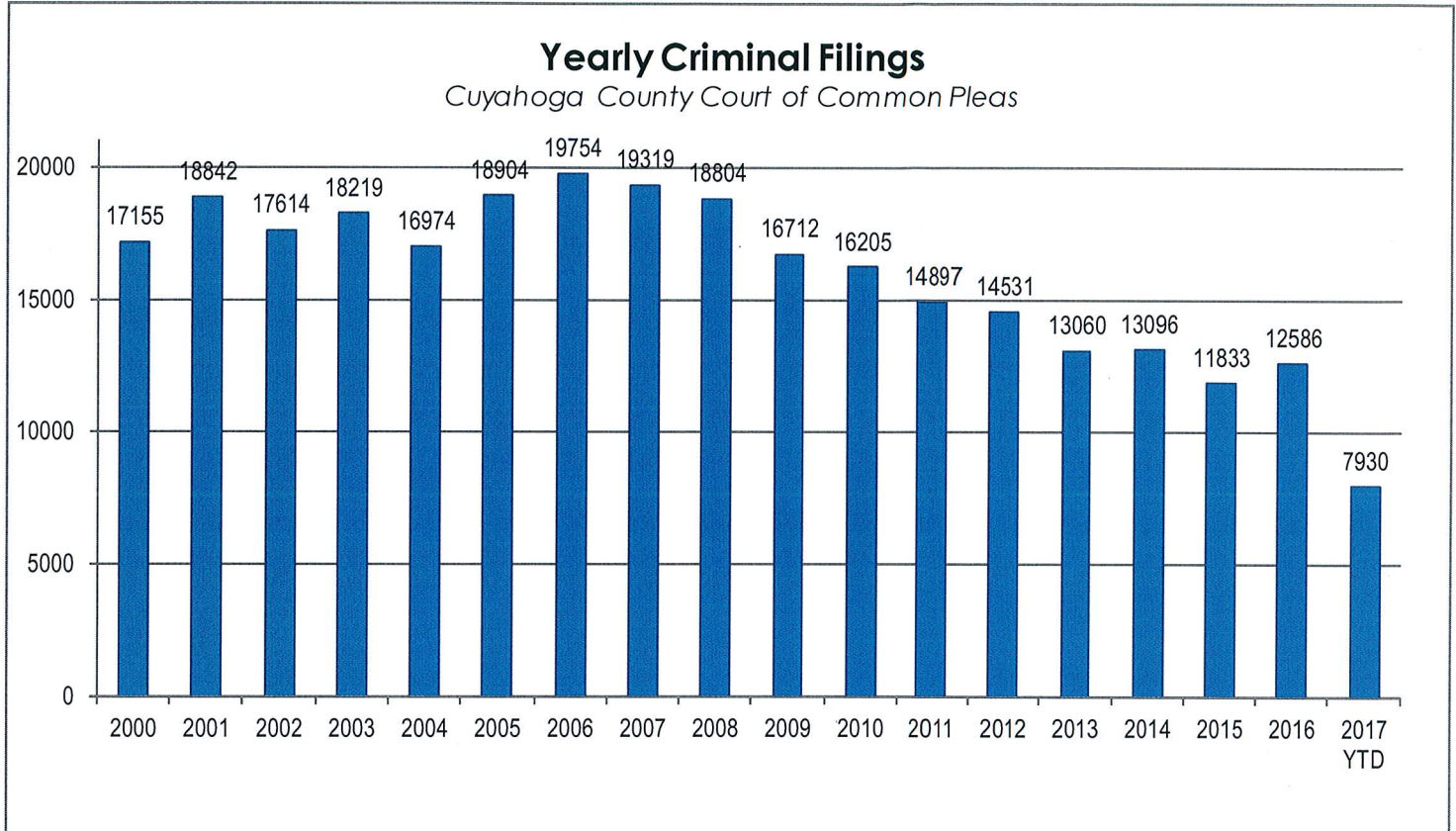
Corrections/Adjustments _____ 45

Criminal Case Statistics

CUYAHOGA COUNTY COMMON PLEAS COURT

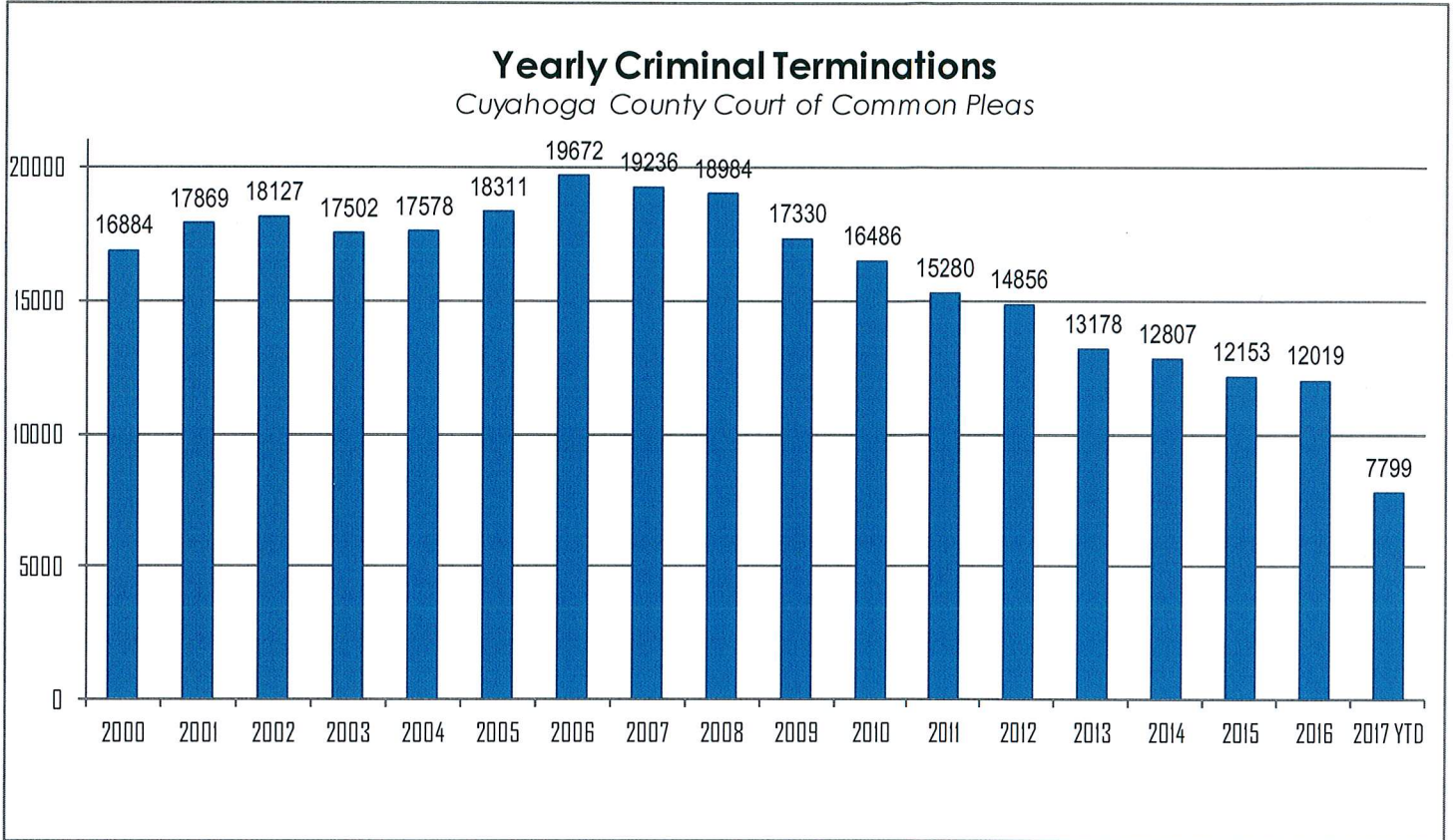
Newly Filed, Re-Activated and Transferred in Cases

The following chart is a representation of all filed cases in Cuyahoga County Court of Common Pleas from 2000 – July 2017. Newly filed cases are defined as having been arraigned and assigned to a Judge. Re-activated cases are defined as cases where a defendant was unavailable for trial and has now become ready to proceed. Transferred cases are defined as cases moved from one judge's docket to another. This could be due to re-assignment to a Mental Health Judge or after additional information indicates that by Court rule, the case should have been assigned to another Judge.



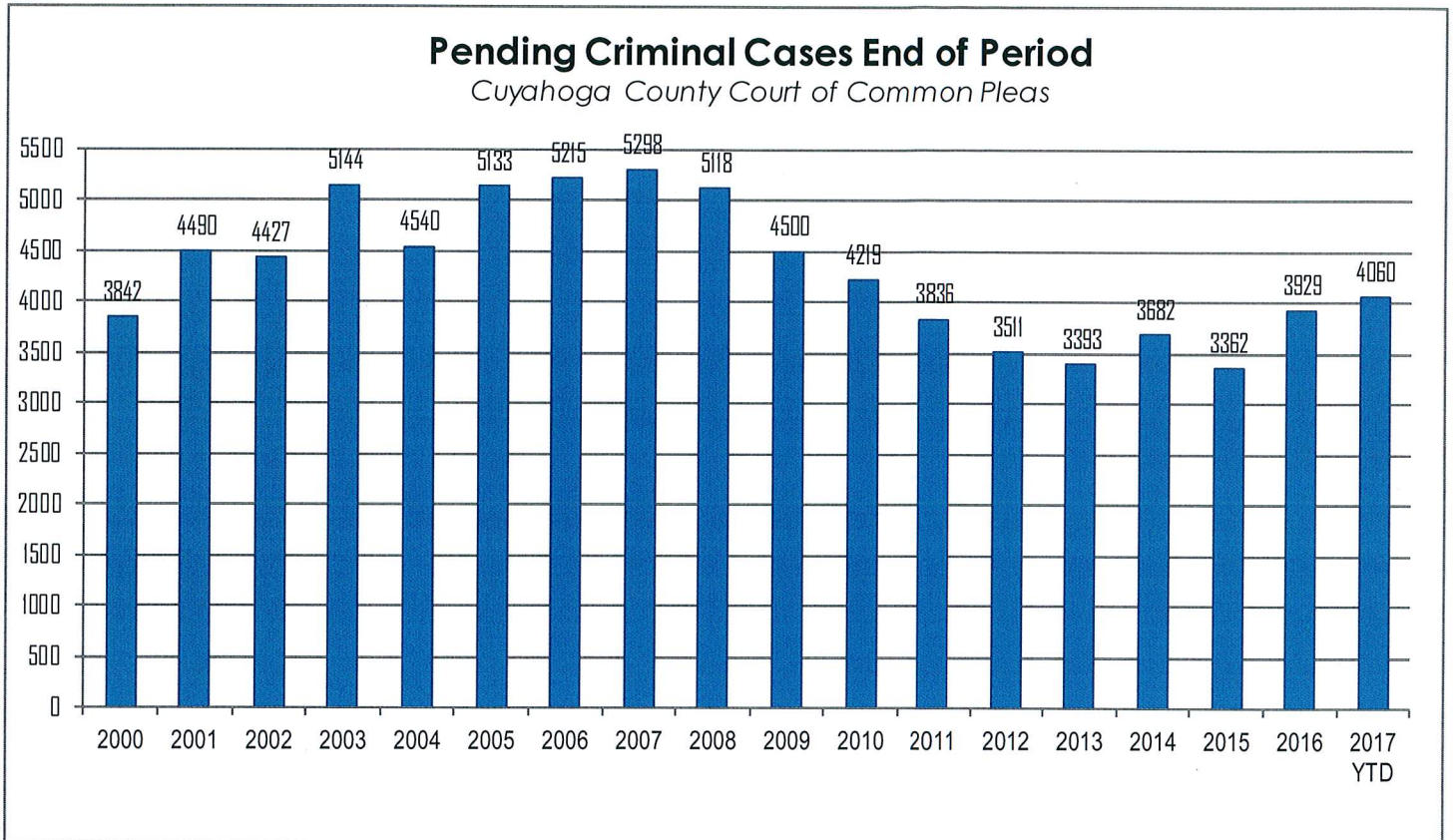
Yearly Criminal Terminations

The following chart represents cases that have been terminated by the court from 2000 – July 2017. These cases have been terminated either by trial; plea, dismissal or a defendant is unavailable for trial or sentencing.



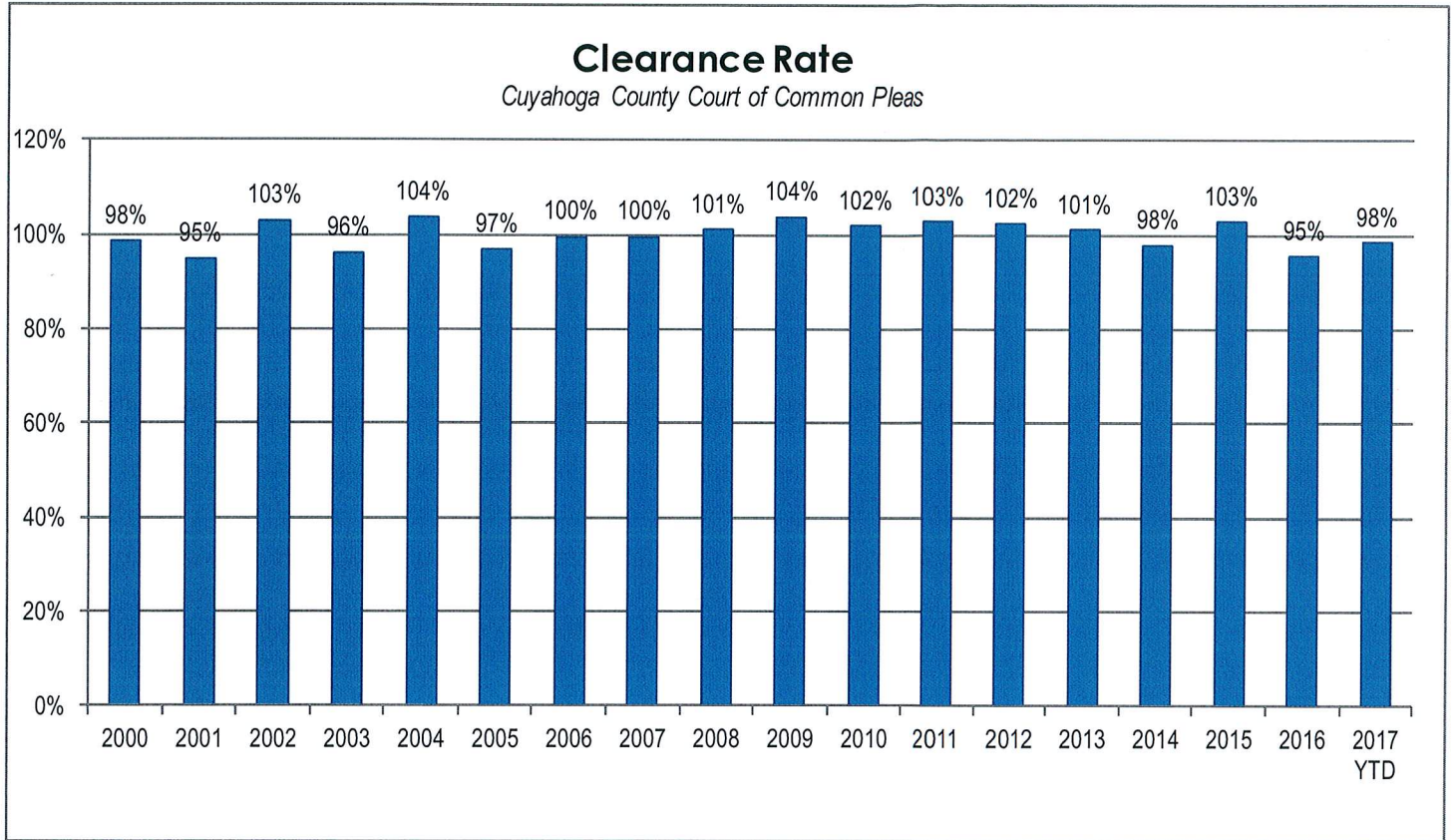
Pending Criminal Cases End of Period

The following chart represents the total number of cases pending at the end of the reporting period from 2000 – July 2017. Pending criminal cases at the end of the period is determined by adding the total number of pending cases at the beginning of the reporting period, and all newly filed, re-activated and transferred in cases. The total number of cases terminated in the period is subtracted from the sum total pending at the beginning of the period to give the value pending at the end of the period.



Clearance Rate

The Clearance Rate is the total number of outgoing cases as a percentage of the number of incoming cases. Clearance rate measures whether the court is keeping up with its incoming caseload. If cases are not disposed in a timely manner, a backlog of cases awaiting disposition will grow. A Clearance Rate of 100% indicates that at least as many cases have been filed, reopened, or reactivated in a period have been disposed.



Arrest to Disposition Timeline

Arrest to disposition timeline is a method to measure how felony cases flow through the Cuyahoga County Criminal Justice System. By capturing how long a case takes to move from stage to stage, we can examine where problems may exist and where potential improvements in case processing can be made.

The source data was extracted from the Cuyahoga County Court of Common Pleas Case Management System. The overall population of sample data was based on cases terminated in a given month excluding cases that have gone through diversion programs. A case is defined as a defendant and all charges involved in a single incident. The period for the extracted data is from July 2017.

The stages examined were:

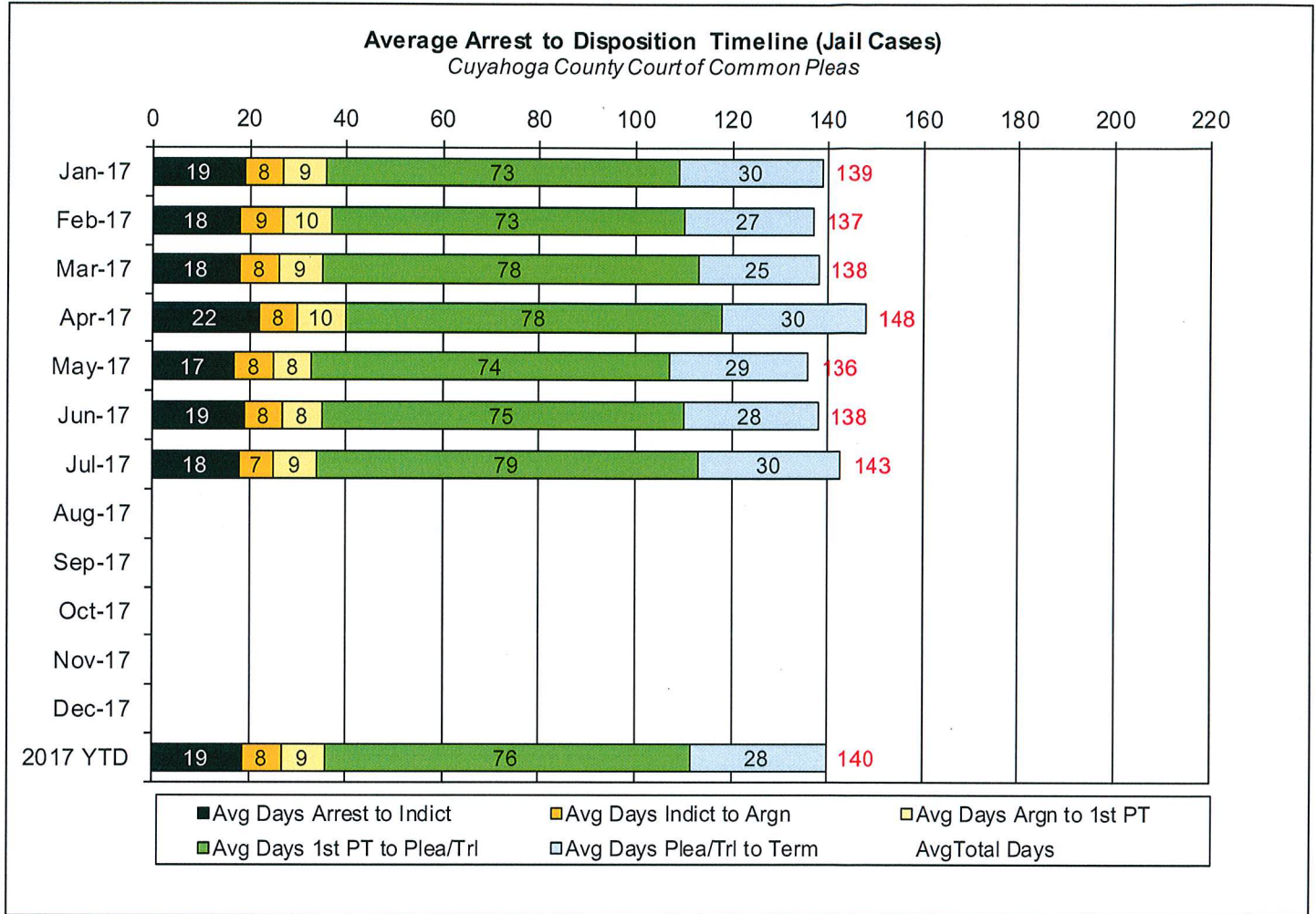
Arrest to Indictment
Indictment to Arraignment
Arraignment to 1st Pre-Trial
1st Pre-Trial to Plea/Trial
Plea/Trial to Termination

Due to the fact that each case may or may not have all of the stage date elements, a method to arrive at stage averages was applied. For a case to be included in the average for a stage there would need to be both dates for the given stage. A case would be included in the Arrest to Indictment stage if both arrest date and indictment date were available. This method was applied to each of the five stages. Next we calculated the total number of cases that met the date criteria for each of the ranges and also the total number of days between each date. To arrive at an average, the total number of days for each case in each range was calculated and divided by the total number of cases that met the date criteria. If a case had a time period or periods where the defendant was capiased or referred to the Psych Clinic, that amount of time was subtracted from the appropriate range. For re-indicted cases, the original arrest date is used.

The following three charts are for Jail, Non-Jail and combined Jail and Non-Jail cases. Jail and Non-Jail cases are defined by the posting of bond prior to plea or trial.

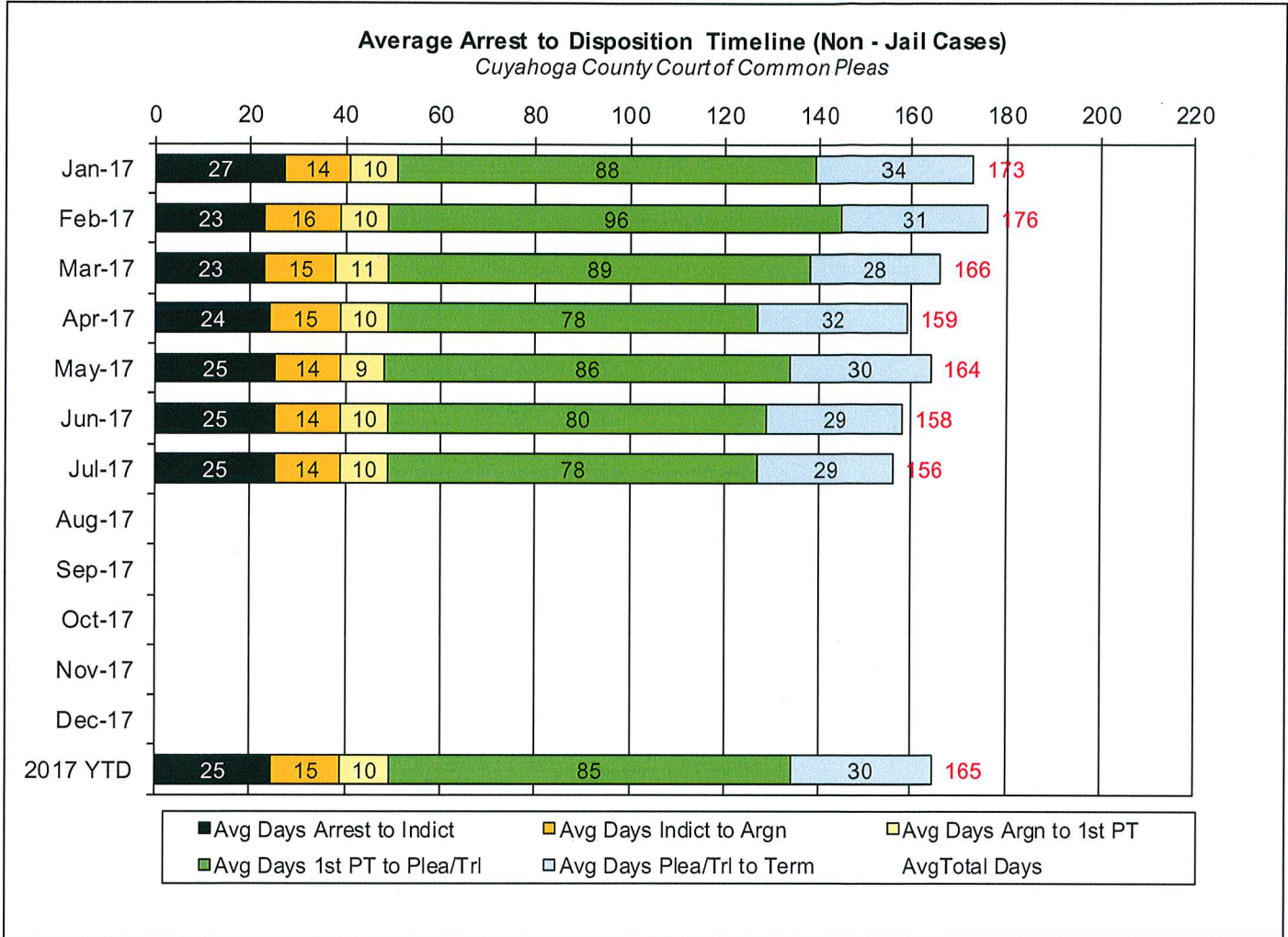
CUYAHOGA COUNTY COMMON PLEAS COURT

Average Arrest to Disposition Timeline (Jail Cases)



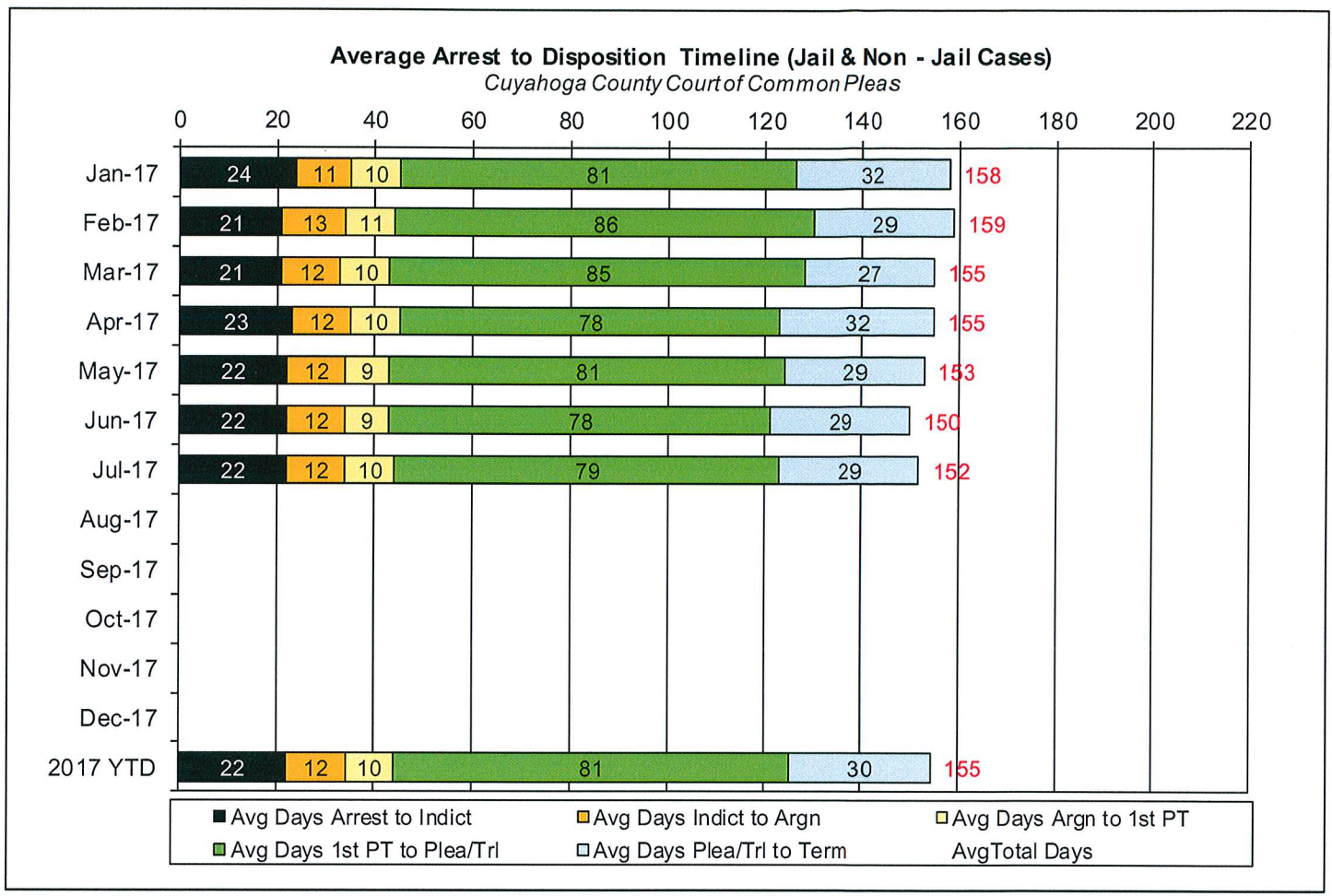
CUYAHOGA COUNTY COMMON PLEAS COURT

Average Arrest to Disposition Timeline (Non-Jail Cases)



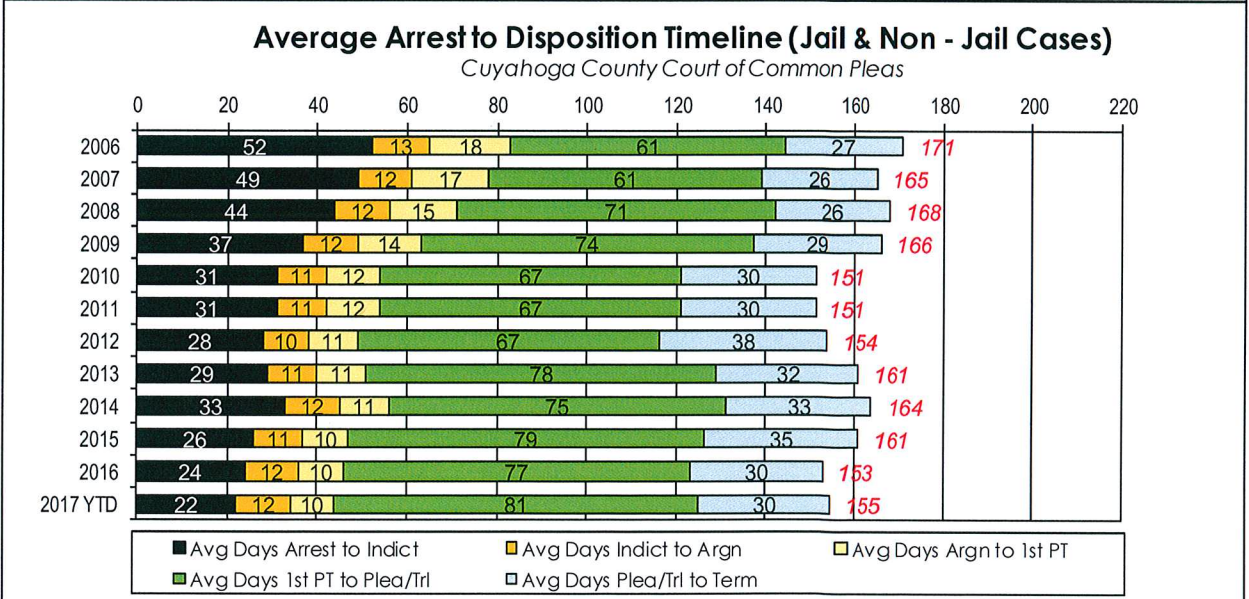
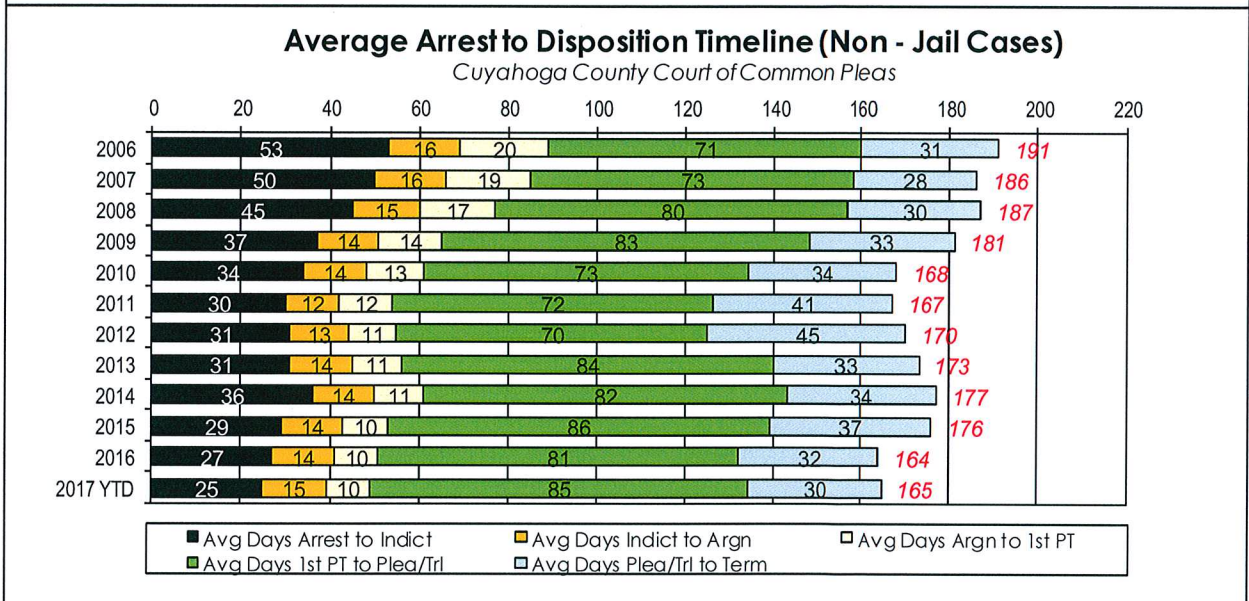
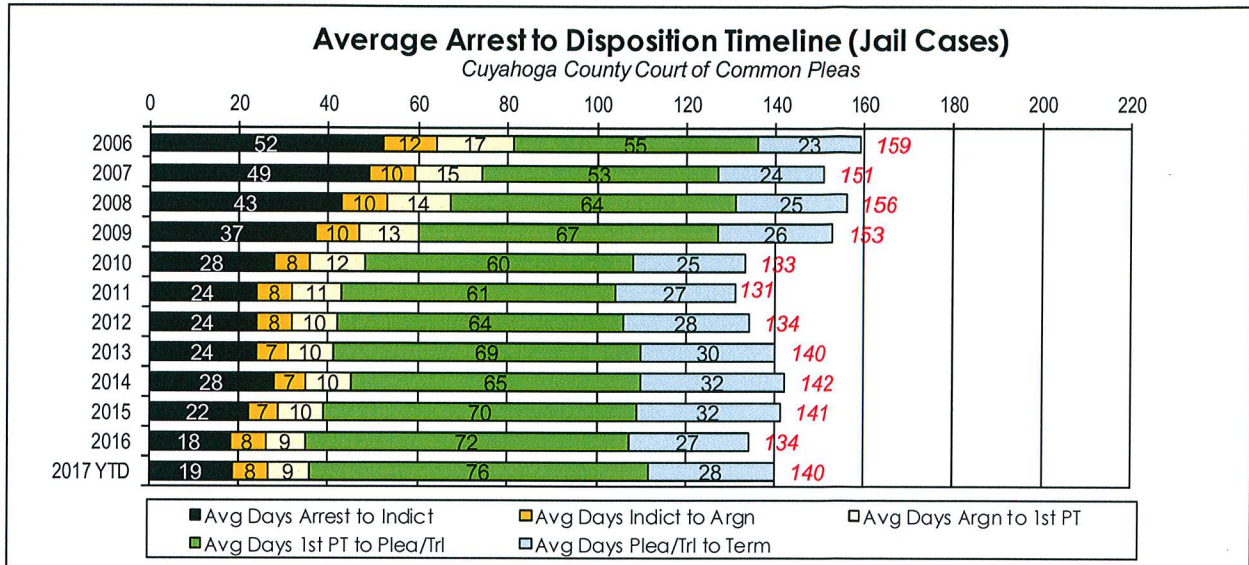
CUYAHOGA COUNTY COMMON PLEAS COURT

Average Arrest to Disposition Timeline (Jail and Non-Jail Cases)



CUYAHOGA COUNTY COMMON PLEAS COURT

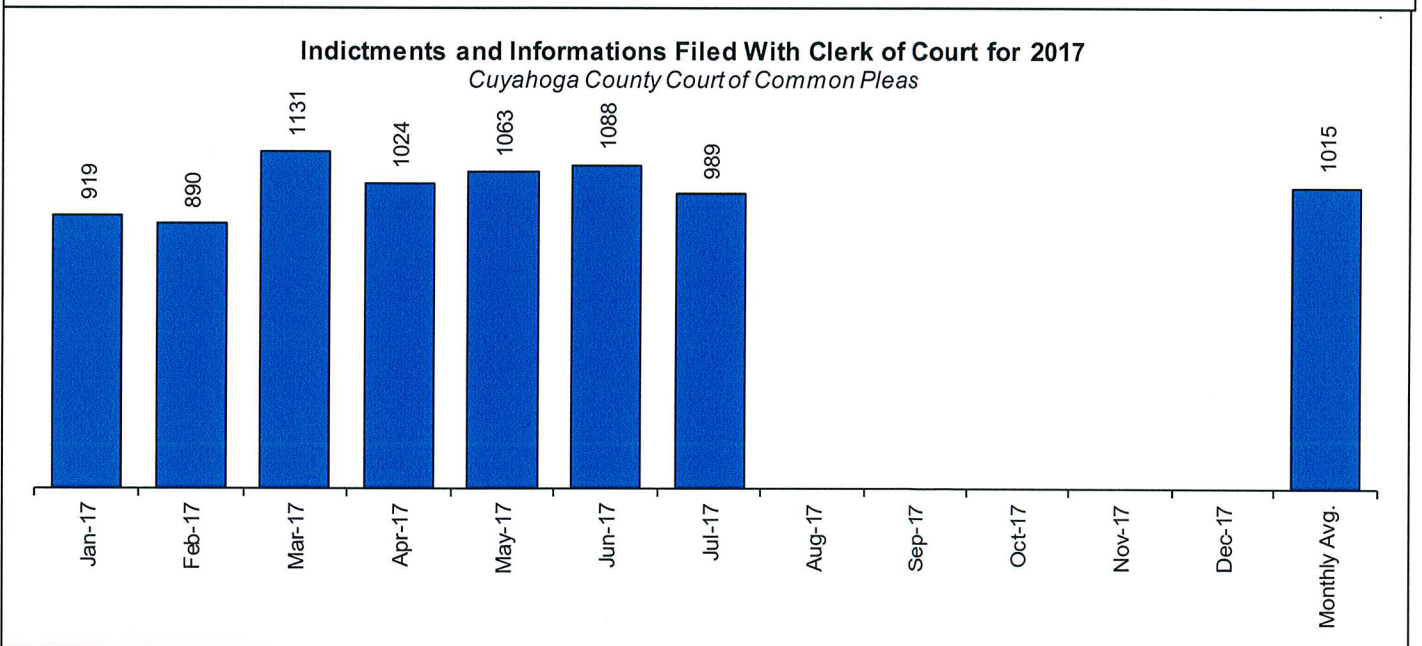
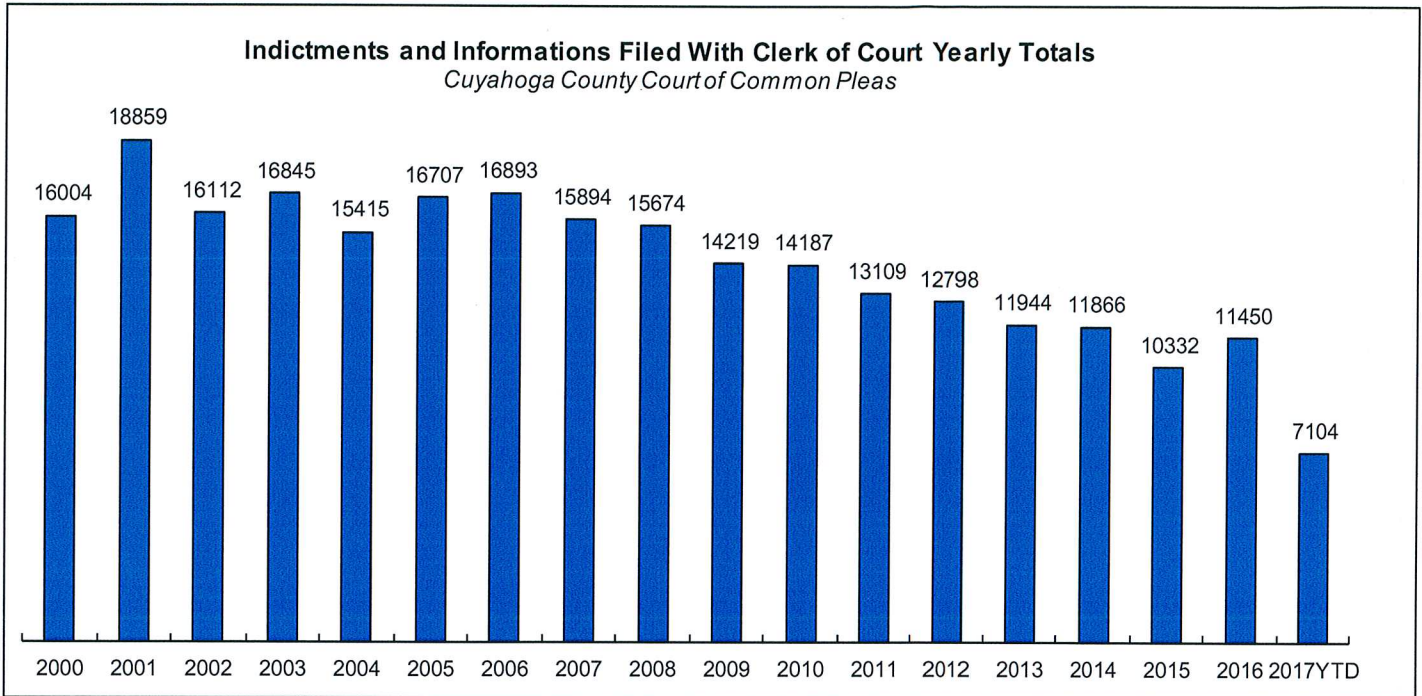
Yearly Average Arrest to Disposition Timeline



CUYAHOGA COUNTY COMMON PLEAS COURT

Indictments and Informations Filed With the Clerk of Courts

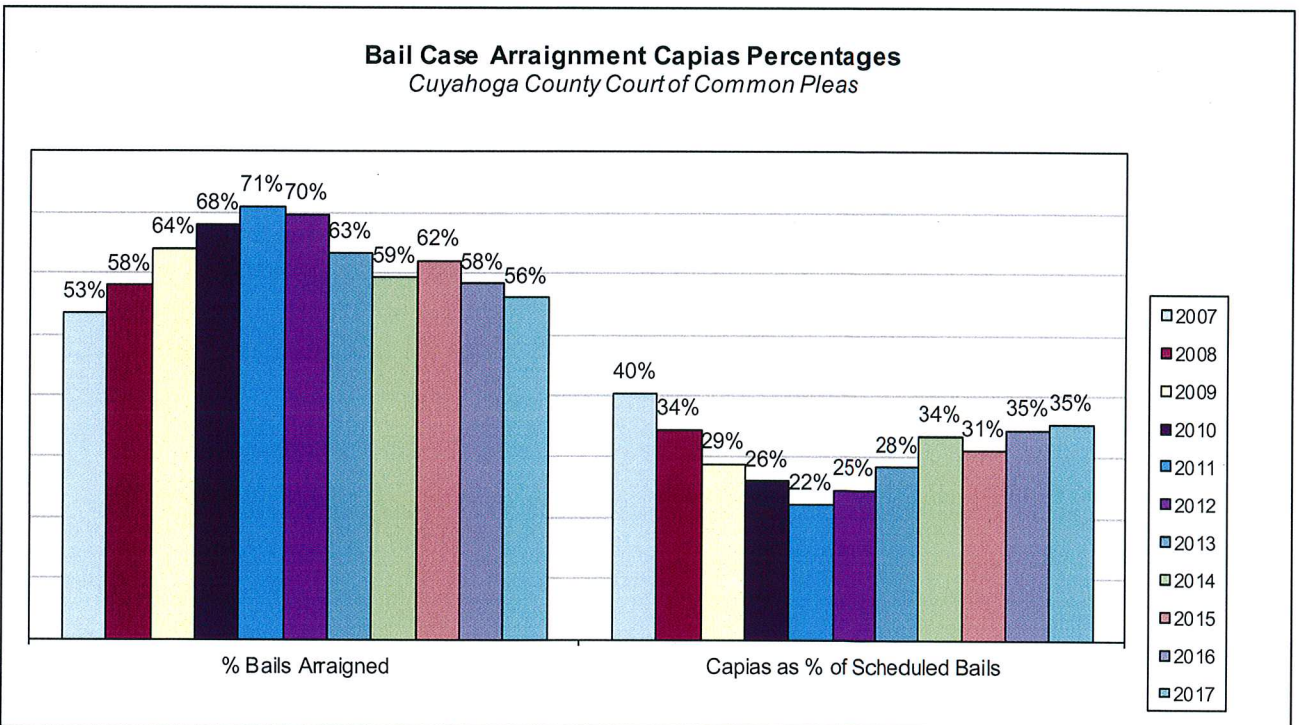
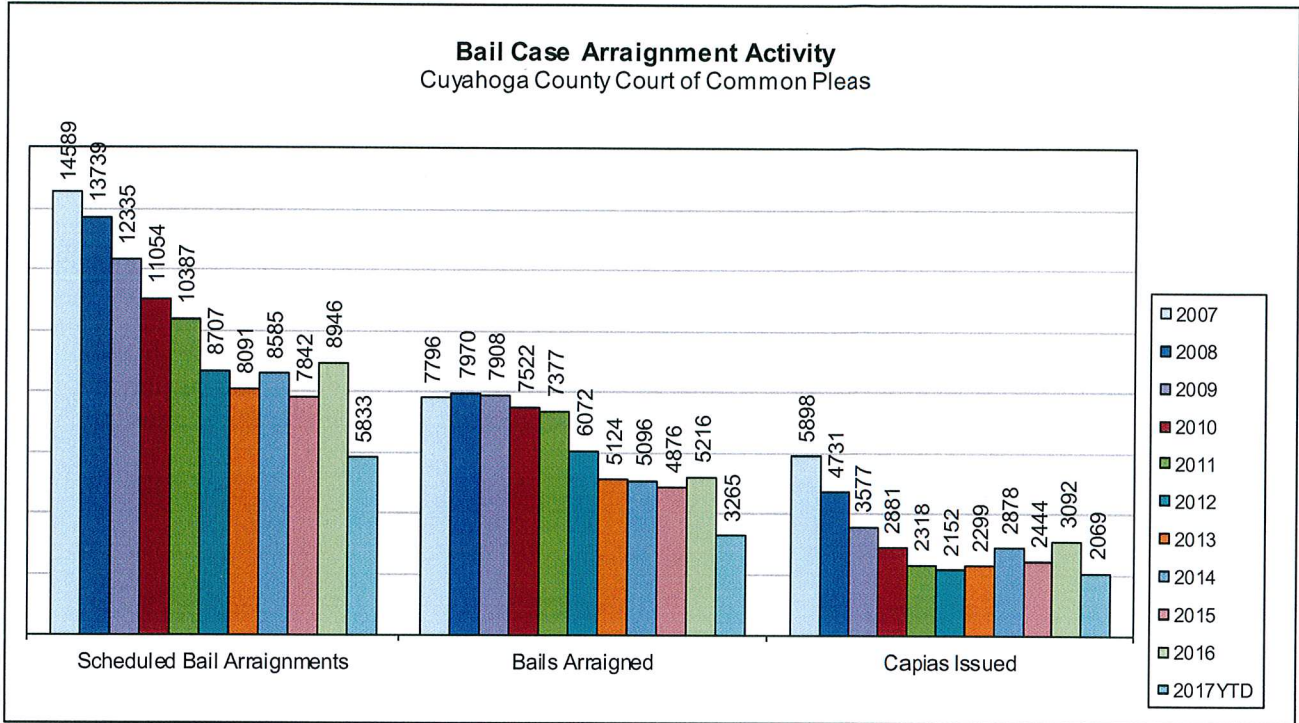
The following charts are reflective of Indictments and Informations filed with the Criminal Clerk of Courts from 2000. The source for this information was the Criminal Clerk's Office.



CUYAHOGA COUNTY COMMON PLEAS COURT

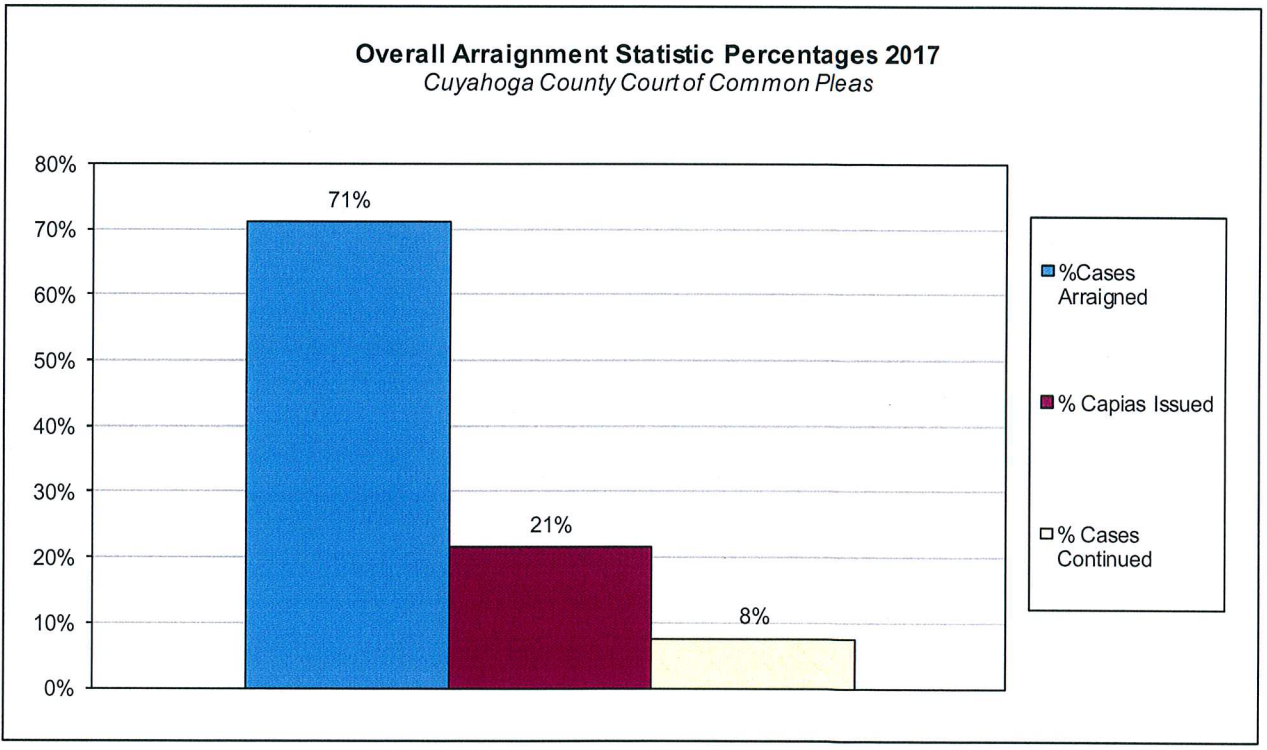
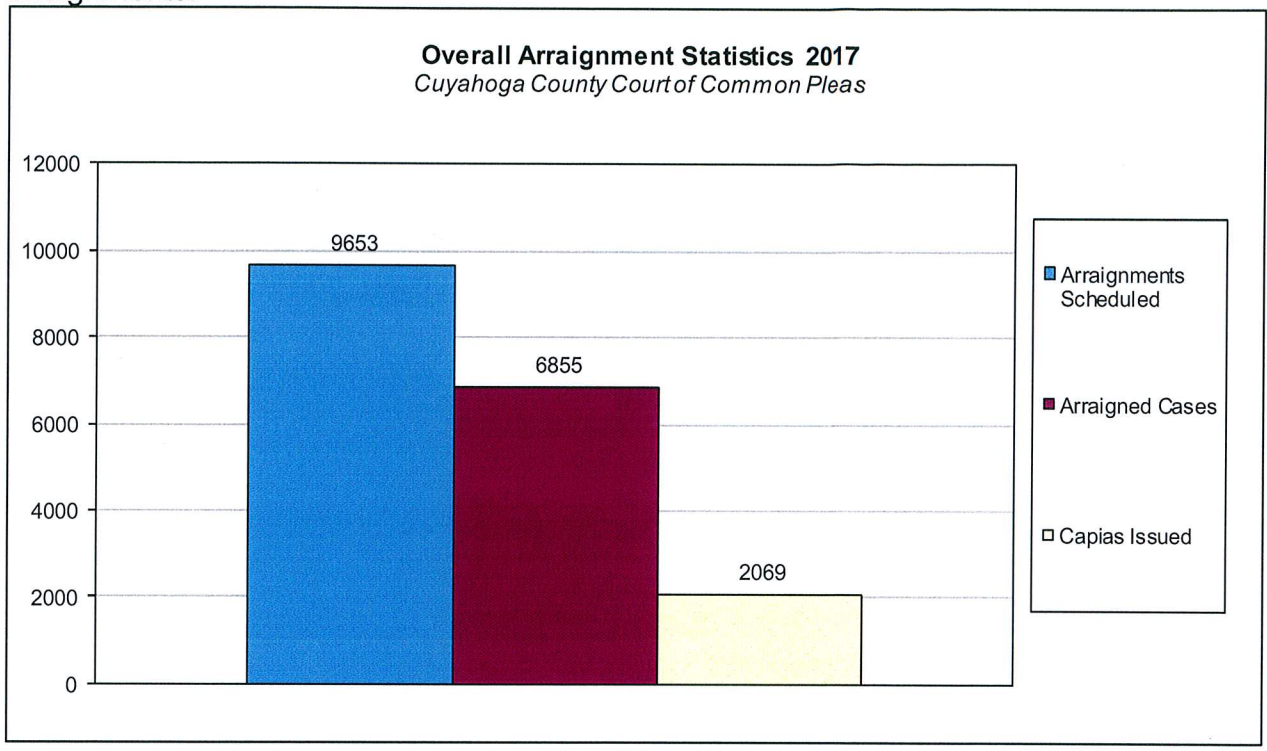
Bail Case Arraignment Activity

The following charts are reflective of arraignment activity where the defendant was not incarcerated at the time of arraignment. The source for this information was the Criminal Records Department.



Overall Arraignment Statistics

The arraignment statistics were provided by the Criminal Records Department. They are provided to give a representation of arraignment activity in the Court in 2017. These statistics include jail and non – jail arraignments.



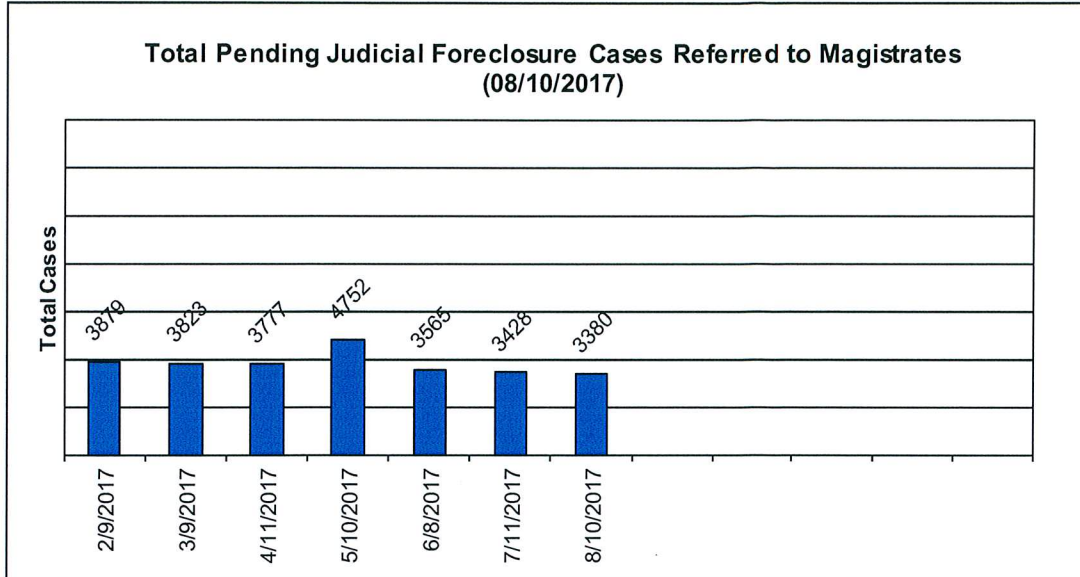
Judicial Foreclosure Statistics¹

¹ For clarification purposes, Foreclosure cases in this report are identified as Judicial Foreclosure filings (filing codes 1460 (Foreclosure Marsh. Of Lien), 1465(Tax Lien), 1466 (Tax Certificate), 1470 (Quiet Title), and 1480 (Partition)). These cases are different from Board of Revision Foreclosures, which are not reported here.

CUYAHOGA COUNTY COMMON PLEAS COURT

Total Pending Judicial Foreclosure Cases Referred to Magistrates

The following chart is a display of the total number of pending Judicial Foreclosure cases referred to the Magistrates on specific dates. The table below shows the number of these cases pending from each year since 2000.

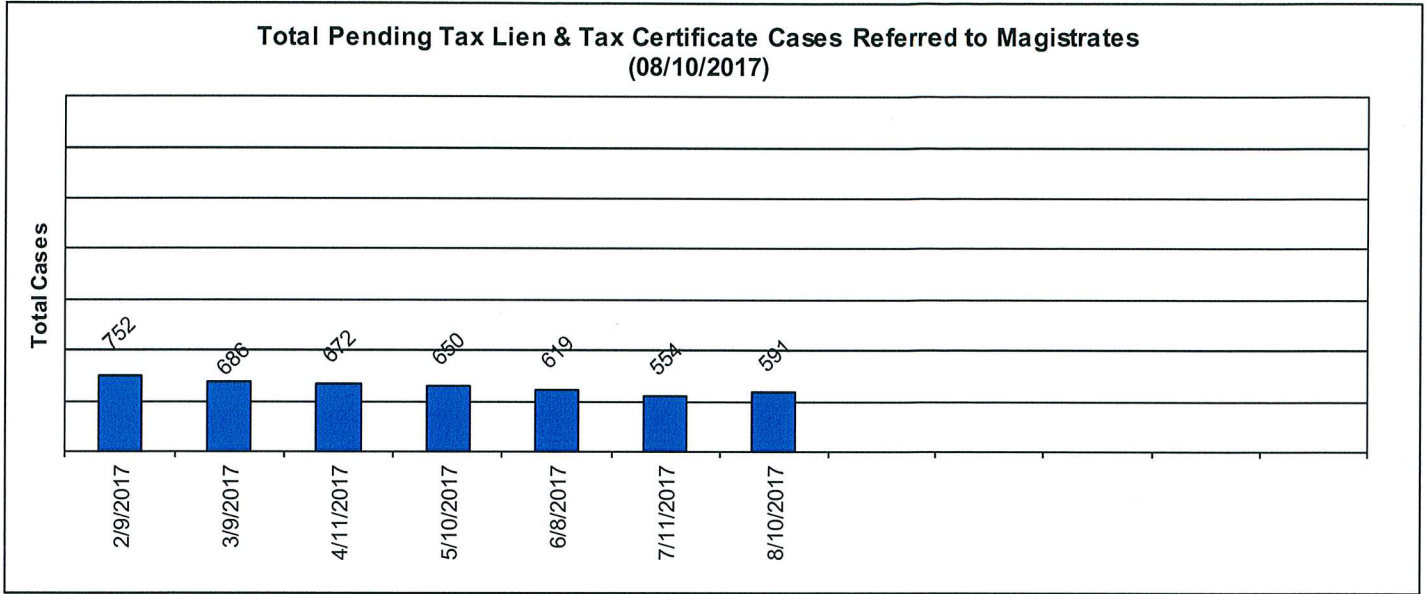


	As of:	2/9/2017	3/9/2017	4/11/2017	5/10/2017	6/8/2017	7/11/2017	8/10/2017					
Year													
1992					1	1	1	1					
2000		0	0	0	0	0	0	0					
2001		0	0	0	0	0	0	0					
2002		0	0	0	0	0	0	0					
2003		1	1	0	0	0	0	0					
2004		0	0	0	0	0	0	0					
2005		0	0	0	0	0	0	0					
2006		0	1	0	0	0	0	0					
2007		1	3	1	1	1	1	1					
2008		1	1	1	1	1	1	1					
2009		2	2	2	2	2	3	3					
2010		3	4	3	3	1	0	0					
2011		7	4	5	4	5	5	5					
2012		7	7	7	7	9	5	4					
2013		16	13	11	11	12	12	8					
2014		74	66	62	59	53	49	43					
2015		367	317	265	223	191	157	134					
2016		2909	2508	2066	1739	1389	1148	928					
2017		491	896	1354	2701	1900	2046	2252					

CUYAHOGA COUNTY COMMON PLEAS COURT

Total Pending Tax Lien & Certificate Cases Referred to Magistrates

The following chart is a display of the number of pending tax Judicial Foreclosure cases referred to the Magistrates on specific dates. The table below shows the number of pending tax Judicial Foreclosure cases in each year since 2000.




	As of:	2/9/2017	3/9/2017	4/11/2017	5/10/2017	6/8/2017	7/11/2017	8/10/2017					
Year													
2000		0	0	0	0	0	0	0					
2001		0	0	0	0	0	0	0					
2002		0	0	0	0	0	0	0					
2003		0	0	0	0	0	0	0					
2004		0	0	0	0	0	0	0					
2005		0	0	0	0	0	0	0					
2006		0	0	0	0	0	0	0					
2007		0	0	0	0	0	0	0					
2008		0	0	0	0	0	0	0					
2009		0	0	0	0	0	1	1					
2010		1	1	1	1	1	0	0					
2011		2	1	1	0	0	0	0					
2012		0	0	0	1	1	0	0					
2013		3	3	1	2	2	3	3					
2014		17	14	15	15	14	13	8					
2015		83	73	60	46	38	28	18					
2016		584	484	381	310	230	184	147					
2017		62	110	213	275	333	325	414					
Total		752	686	672	650	619	554	591					

CUYAHOGA COUNTY COMMON PLEAS COURT

Percentage of Pending Judicial Foreclosure Cases By Filing Year

The following chart is a representation of the total number of pending Judicial Foreclosure cases by filing year expressed as a percentage on a specific date. The table below is the supporting data for this chart.

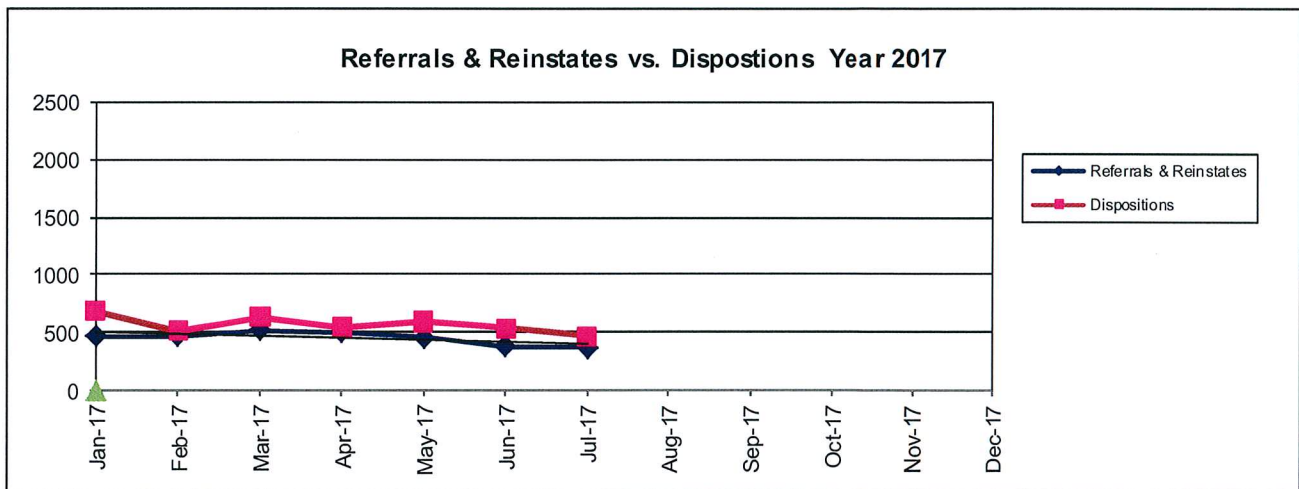
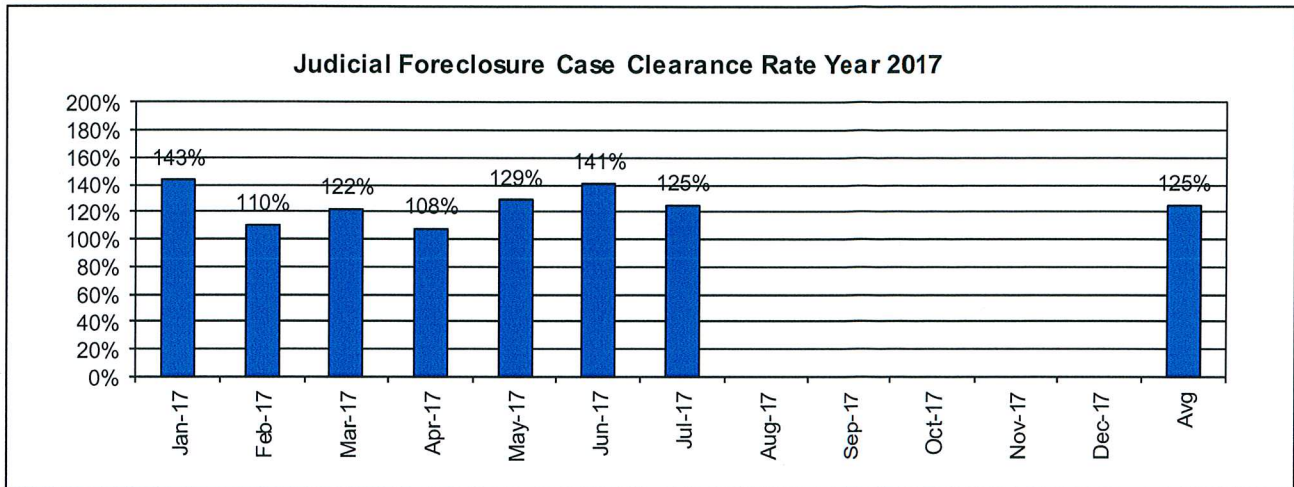


Year	As of:	8/10/2017	% of Total
1992		1	0.04%
2000		0	0.00%
2001		0	0.00%
2002		0	0.00%
2003		0	0.00%
2004		0	0.00%
2005		0	0.00%
2006		0	0.00%
2007		1	0.03%
2008		1	0.03%
2009		3	0.09%
2010		0	0.00%
2011		5	0.15%
2012		4	0.12%
2013		8	0.24%
2014		43	1.27%
2015		134	3.96%
2016		928	27.46%
2017		2252	66.63%

CUYAHOGA COUNTY COMMON PLEAS COURT

Judicial Foreclosure Clearance Rate Year 2017

The Clearance Rate is the number of outgoing cases as a percentage of the number of incoming cases. Clearance rate measures whether the court is keeping up with its incoming caseload. If cases are not disposed in a timely manner, a backlog of cases awaiting disposition will grow. A Clearance Rate of 100% indicates that at least as many cases as have been filed, reopened, or reactivated in a period have been disposed.

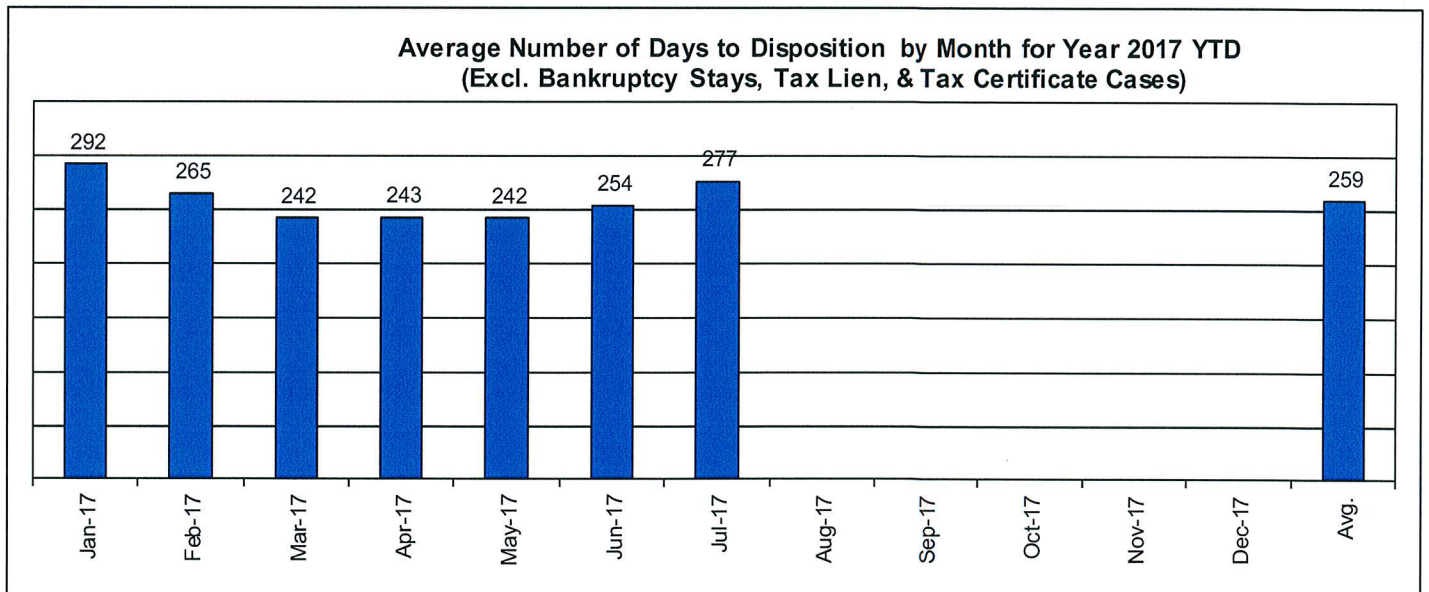
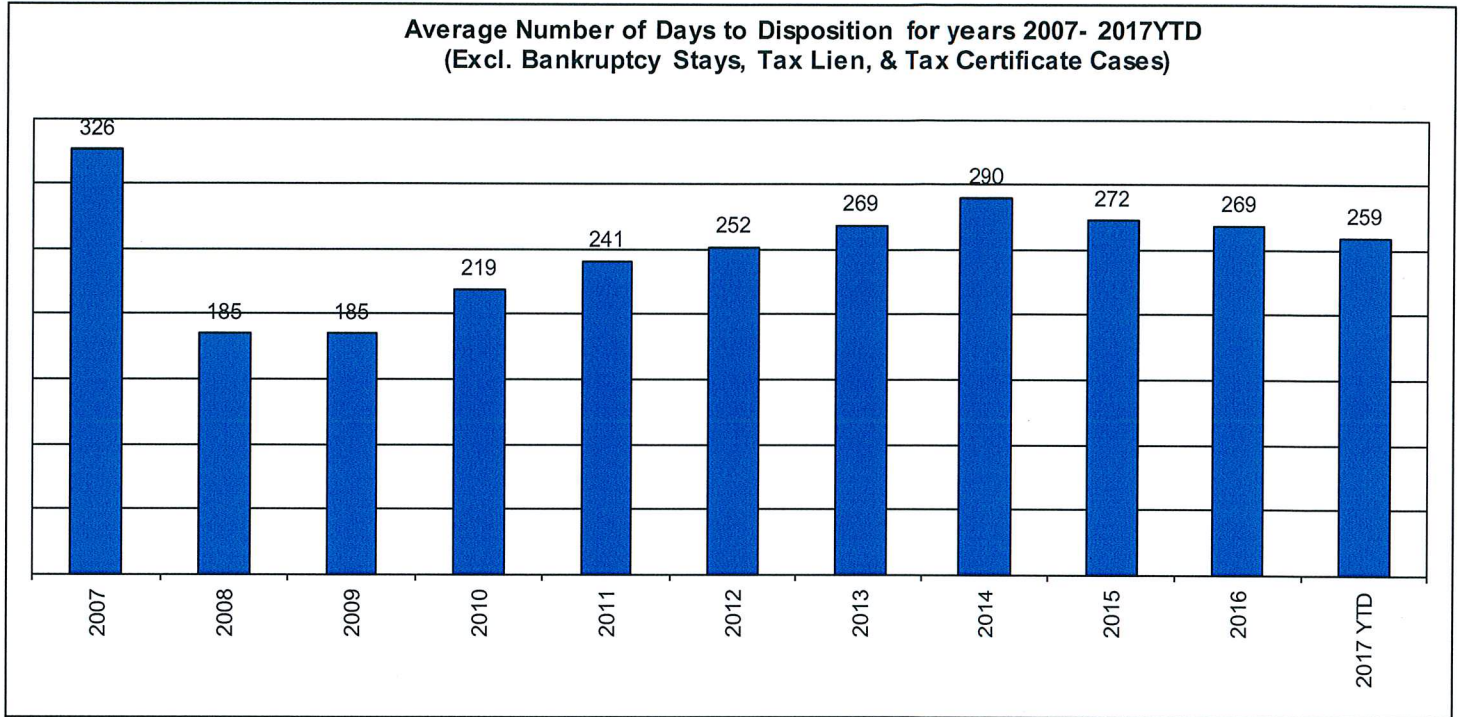


	Referrals & Reinstates	Dispositions	Clearance Rate
Jan-17	471	674	143%
Feb-17	466	513	110%
Mar-17	518	632	122%
Apr-17	499	538	108%
May-17	459	590	129%
Jun-17	380	535	141%
Jul-17	371	464	125%
Aug-17			
Sep-17			
Oct-17			
Nov-17			
Dec-17			
Avg	452	564	125%
Total	3164	3946	

CUYAHOGA COUNTY COMMON PLEAS COURT

Avg. Number of Days to Disp. (Excl. Bank. Stays & Tax Lien & Tax Cert.)

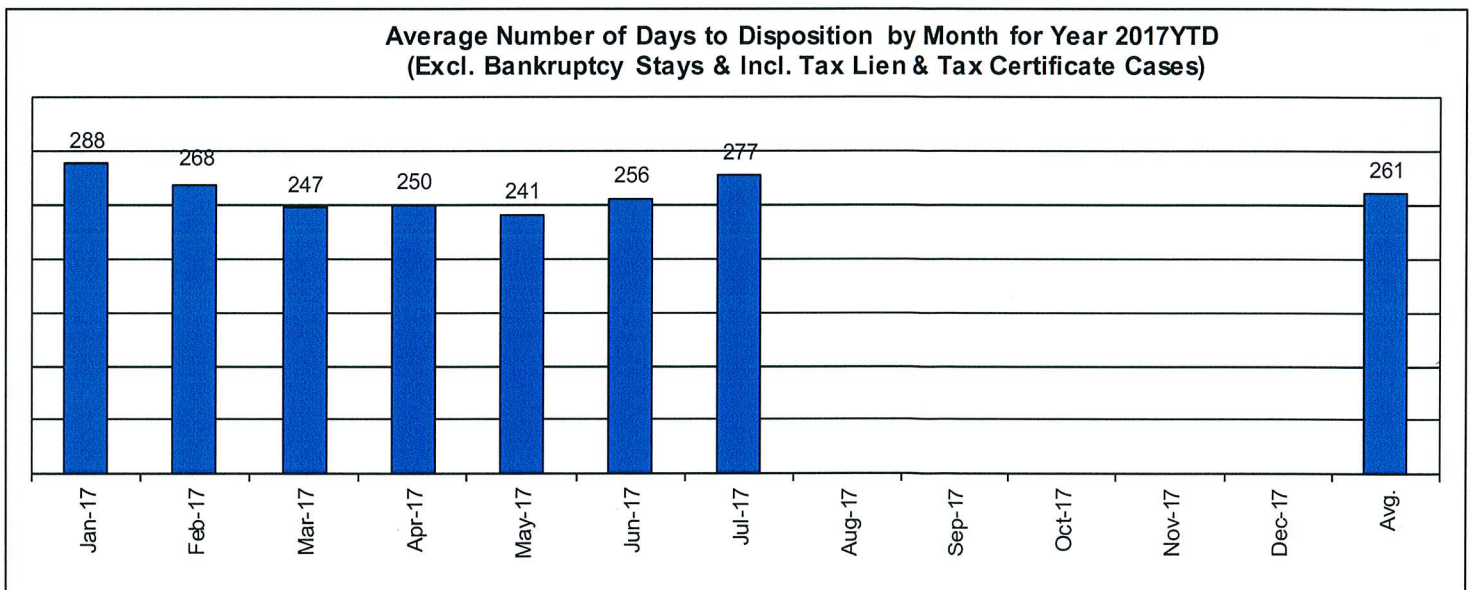
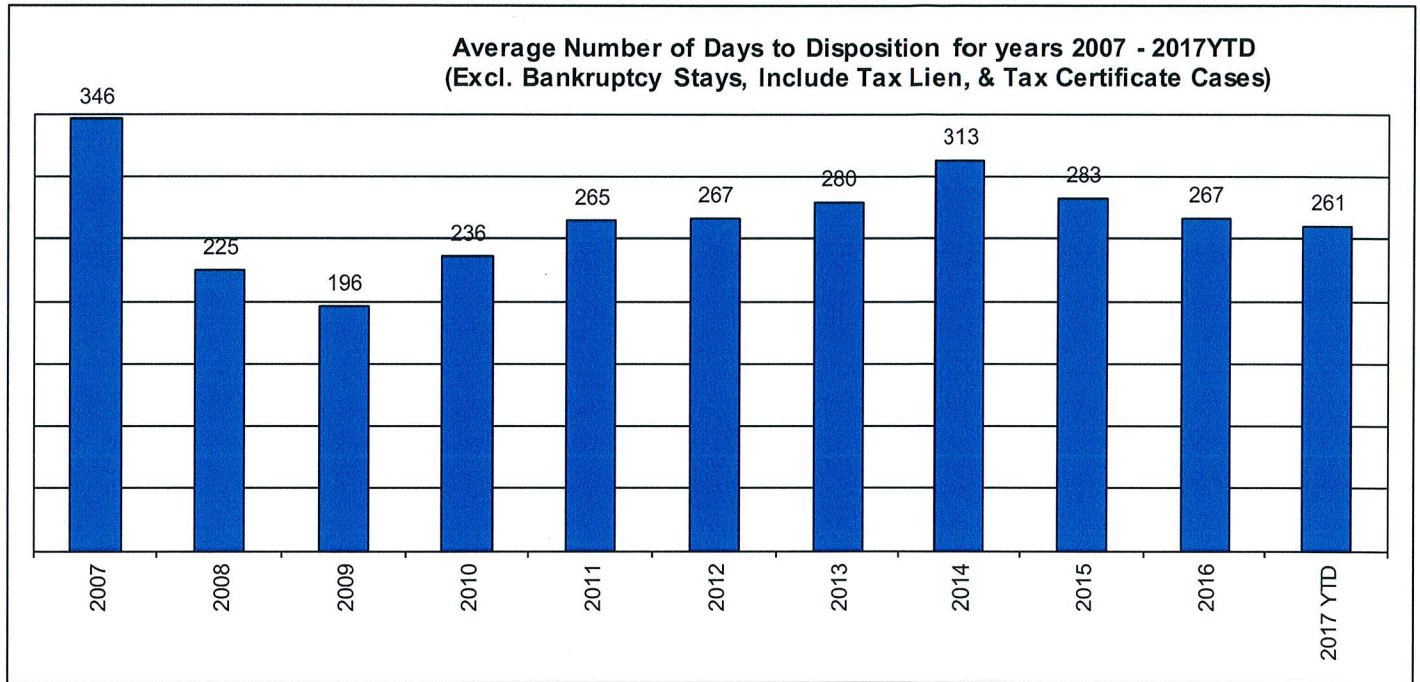
The average number of days to disposition is the number of days from filing to a final disposition entry being filed with the Clerk of Court. The data sample is based on all judicial foreclosure cases terminated by decree or dismissal (cases terminated by bankruptcy are not included) in a month. Each case is examined to determine the number of days between filing and termination with the periods that a case may have been in bankruptcy subtracted. Adding the total days of all of the cases minus bankruptcy periods and dividing by the total number of cases calculates the average. In the following chart, tax judicial foreclosure cases are excluded.



CUYAHOGA COUNTY COMMON PLEAS COURT

Avg. Number of Days to Disp. (Excl. Bank. Stays & Incl. Tax Lien & Tax Cert.)

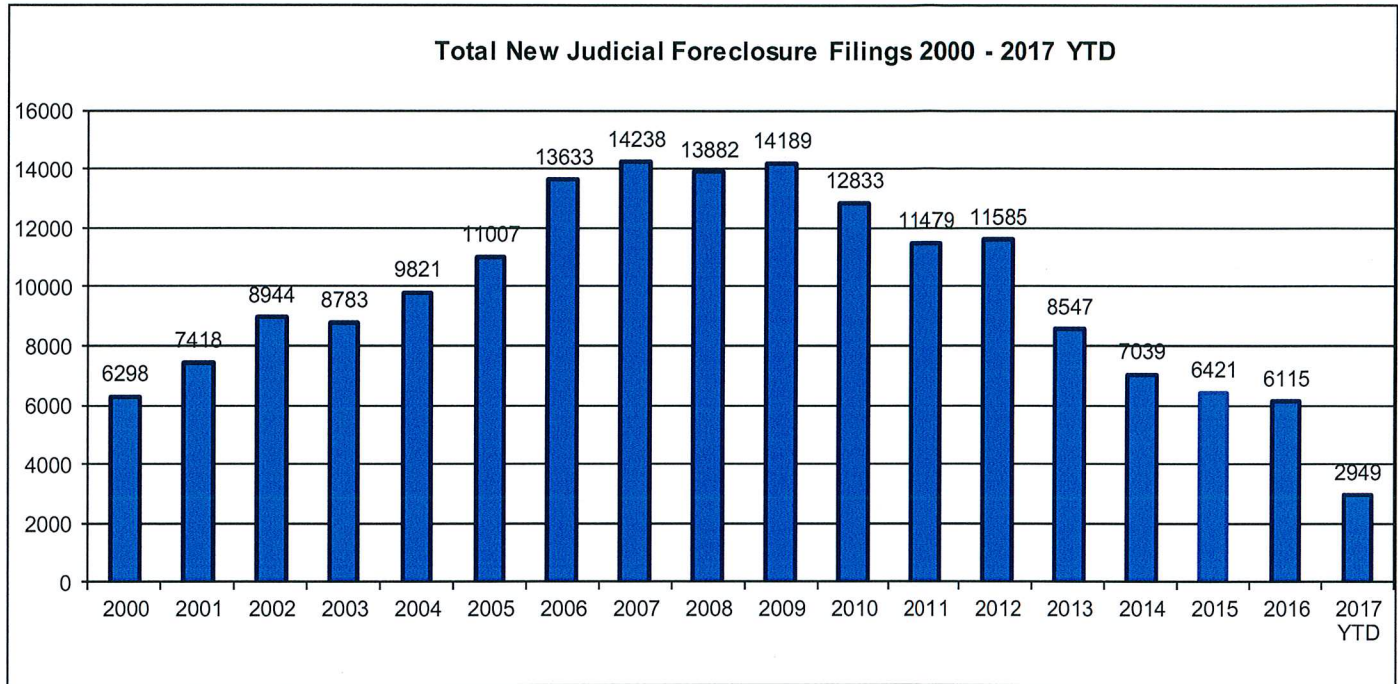
The average number of days to disposition is the number of days from filing to a final disposition entry being filed with the Clerk of Court. The data sample is based on all Judicial Foreclosure cases terminated by decree or dismissal (cases terminated by bankruptcy are not included) in a month. Each case is examined to determine the number of days between filing and termination with the periods that a case may have been in bankruptcy subtracted. Adding the total days of all of the cases minus bankruptcy periods and dividing by the total number of cases calculates the average. In the following chart, all types of Judicial Foreclosure cases are included.



Total New Judicial Foreclosure Filings

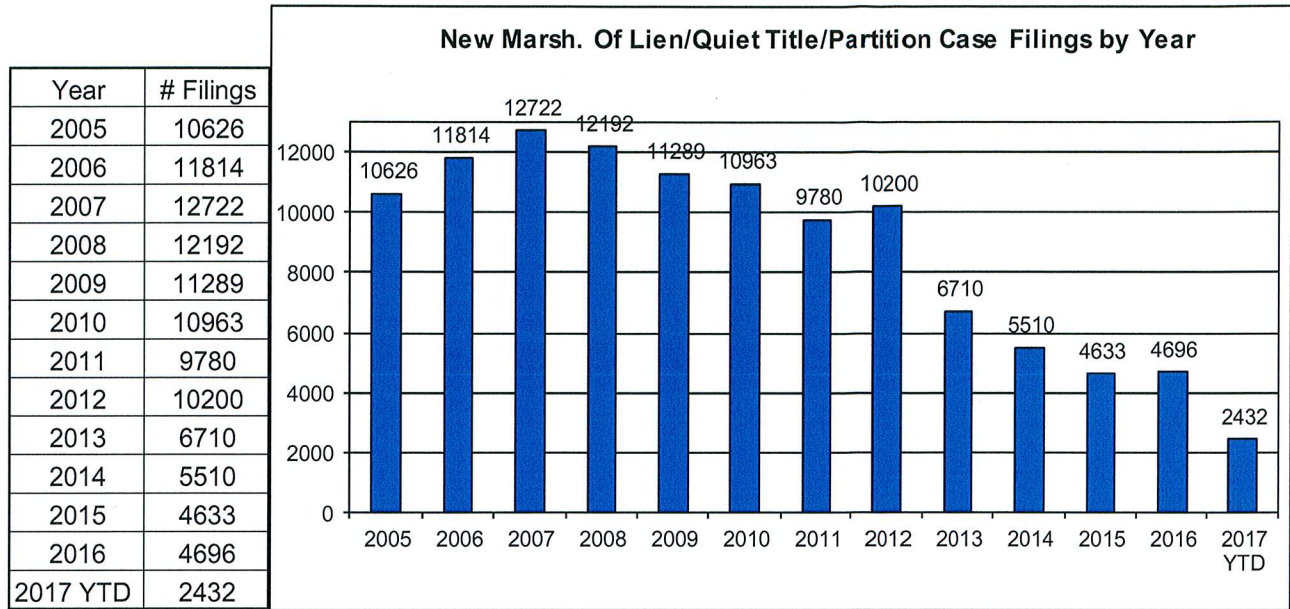
The following charts are provided as a historical view of new judicial foreclosure filings.

1. Total New Judicial Foreclosure Filings from 2000 – 2017 by year
2. Total New Marsh of Lien/Quiet Title/Partition Filings from 2005 – 2017 by month
3. Total New Tax Lien & Tax Certificate Filings for 2005 – 2017 by month
4. Total New Judicial Foreclosure Filings from 2005 – 2017 by month

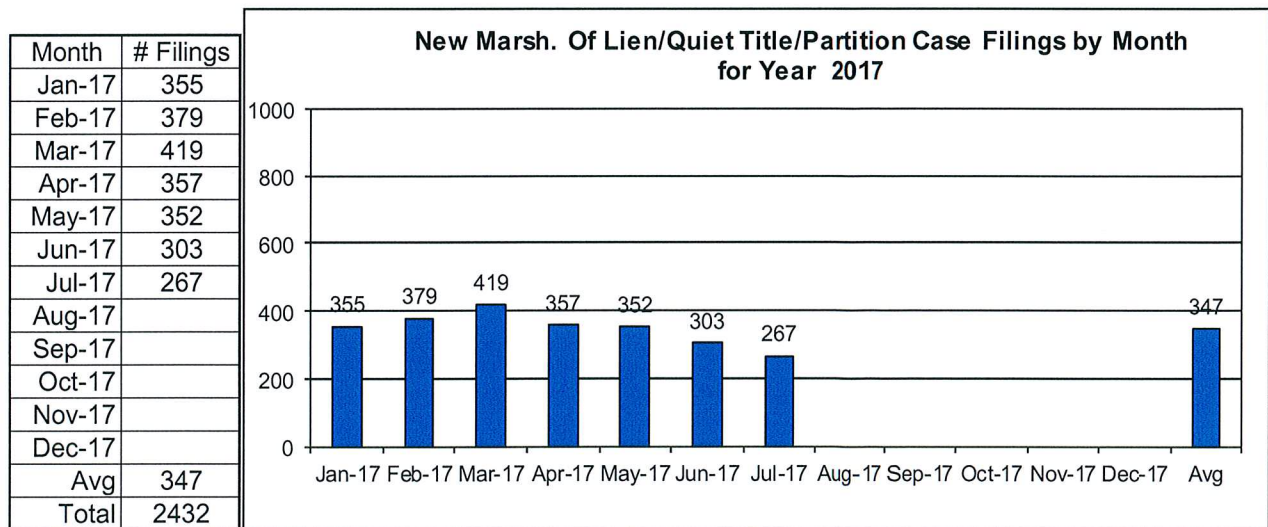


CUYAHOGA COUNTY COMMON PLEAS COURT

New Marsh of Lien/Quiet Title/Partition Case Filings for Years 2005 – 2017 YTD



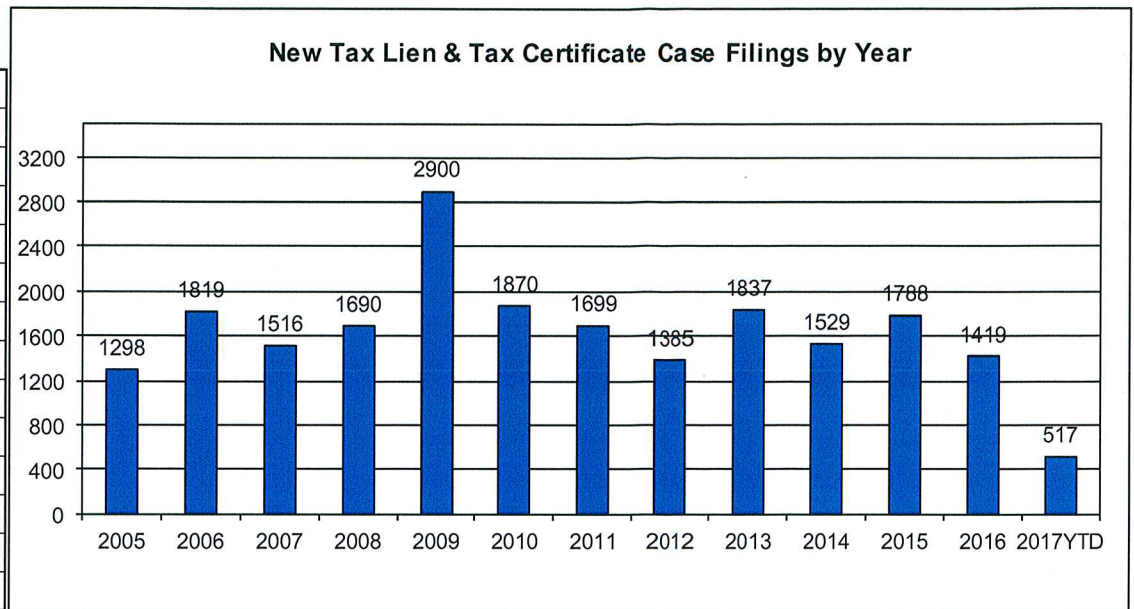
New Marsh of Lien/Quiet Title/Partition Case Filings by month for 2017 YTD



CUYAHOGA COUNTY COMMON PLEAS COURT

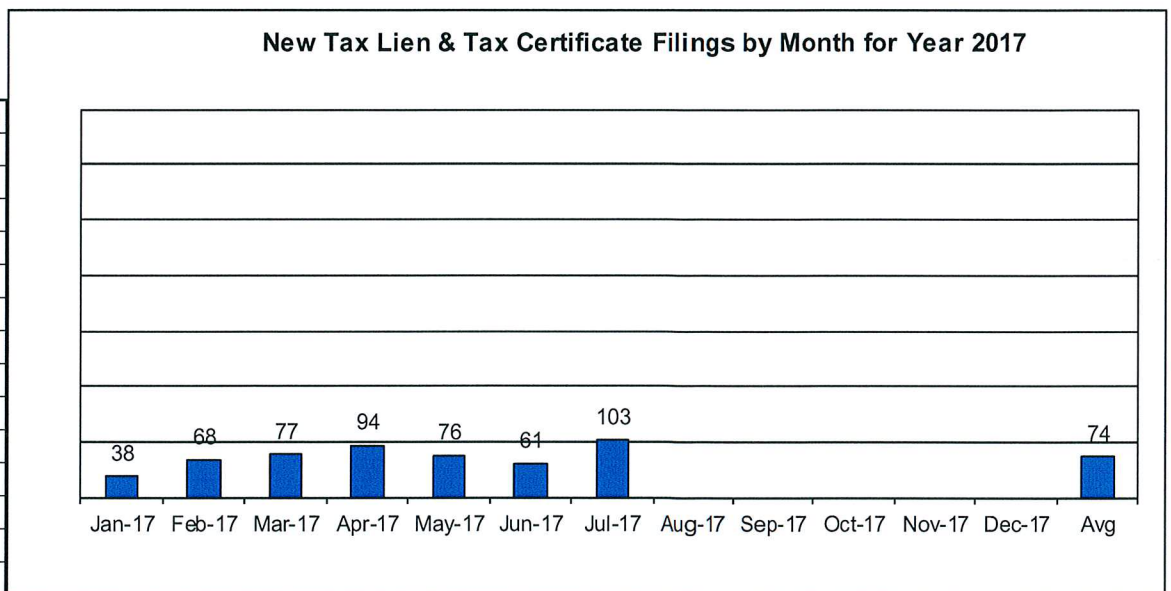
New Tax Lien & Certificate Filings for Years 2005 – 2017 YTD

Year	# Filings
2005	1298
2006	1819
2007	1516
2008	1690
2009	2900
2010	1870
2011	1699
2012	1385
2013	1837
2014	1529
2015	1788
2016	1419
2017YTD	517



New Tax Lien & Certificate Filings by Month for Year 2017 YTD

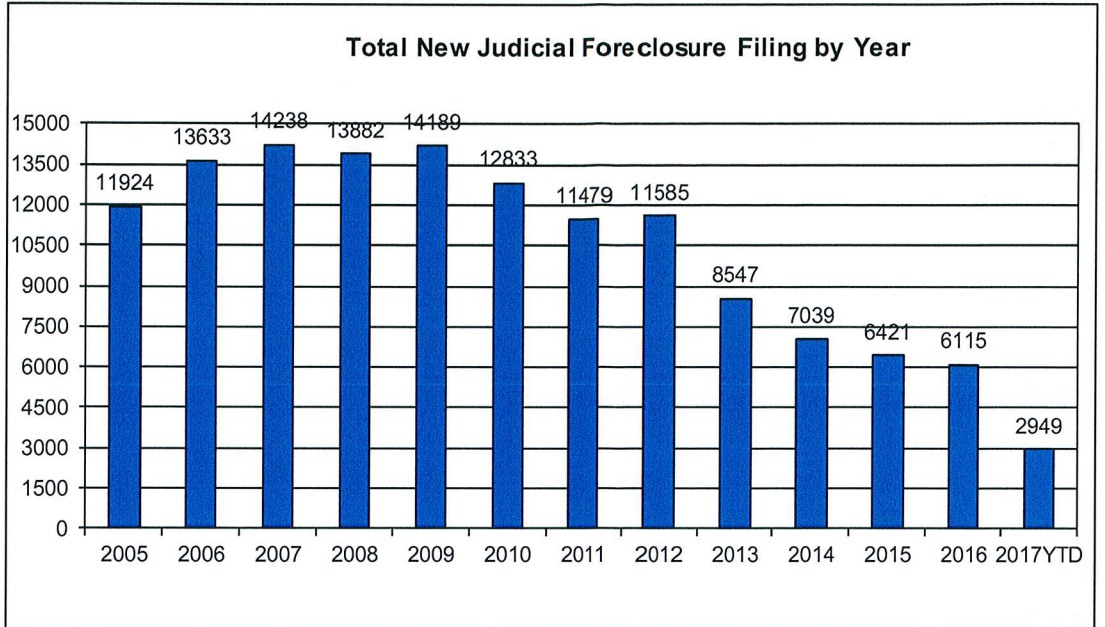
Month	# Filings
Jan-17	38
Feb-17	68
Mar-17	77
Apr-17	94
May-17	76
Jun-17	61
Jul-17	103
Aug-17	
Sep-17	
Oct-17	
Nov-17	
Dec-17	
Avg	74
Total	517



CUYAHOGA COUNTY COMMON PLEAS COURT

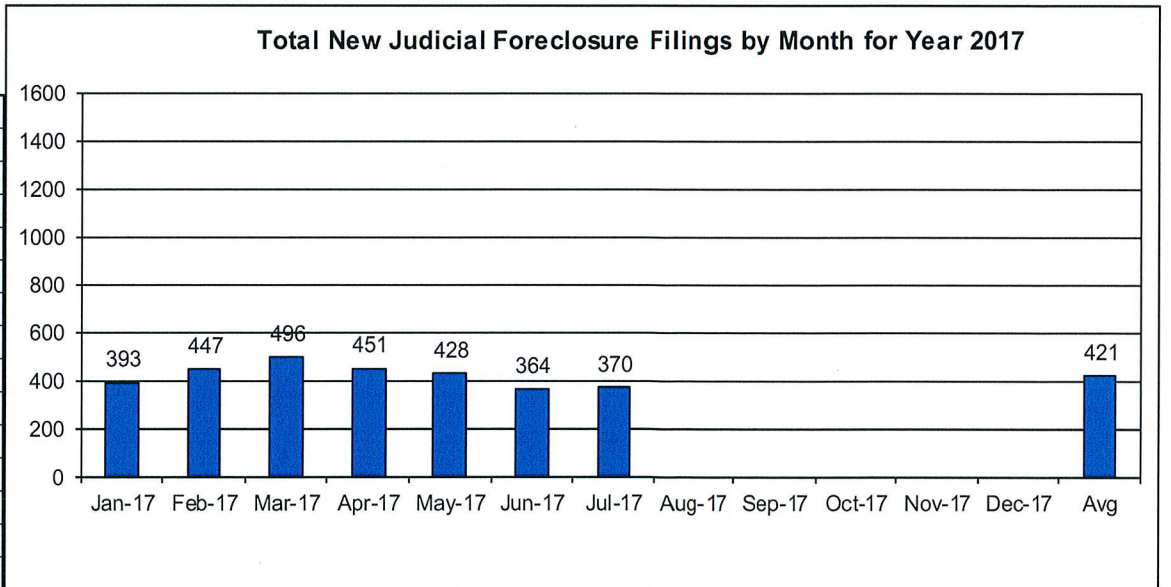
Total New Judicial Foreclosure Filings Years 2005 – 2017 YTD

Year	# Filings
2005	11924
2006	13633
2007	14238
2008	13882
2009	14189
2010	12833
2011	11479
2012	11585
2013	8547
2014	7039
2015	6421
2016	6115
2017 YTD	2949



Total New Judicial Foreclosure Filings by Month for Year 2017 YTD

Month	# Filings
Jan-17	393
Feb-17	447
Mar-17	496
Apr-17	451
May-17	428
Jun-17	364
Jul-17	370
Aug-17	
Sep-17	
Oct-17	
Nov-17	
Dec-17	
Avg	421
Total	2949



Magistrate's Monthly Reports

The Magistrates' Monthly Report consists of 5 reports. Below is a description of each.

Magistrate's Monthly Supplemental Journal Entry Report (R415)

Retrieves total number of supplemental entries and Decrees of Confirmation of Sheriff's sale created during a specific period. A supplemental entry is any journal created by a magistrate, which does not close out a case. For example, any magistrate's order (MG) setting a hearing, any journal entry (JE) ruling on a motion, journals confirming Sheriff's sales, etc.).

Magistrate's Full Disposition Count by Magistrate Report (R413)

Retrieves total number of cases disposed of during a specific period. The dispositions are grouped by Magistrate and then broken down by the type of disposition (i. e. Default, Dismissed with Prejudice, Dismissed without Prejudice, etc.) This report can be printed three different ways. Including tax cases (Full Dispositions), excluding tax cases (Non-Tax Dispositions), and Tax cases only (Tax Dispositions).

Magistrate's Monthly Cases Referred/Reinstated Report (R418)

Retrieves newly filed cases referred to the Magistrates Dept. and cases previously disposed by the Magistrates Dept. that are reinstated and re-referred to the magistrates. The cases are separated by Tax (filing code 1465; Tax Judicial Foreclosure & 1466; Tax Certificate Judicial Foreclosure) and Non-Tax (1460; Judicial Foreclosure Marsh. Of Lien, 1480; Partition, 1470; Quiet Title, misc. (i. e. 1391; Contract Other, etc.).

Magistrate's Monthly Hearing Totals Report (R3146)

Retrieves total number of hearings held during one month. The hearings are grouped by Magistrate and then broken down by what type hearing was held (i. e. Default, Pretrial, etc.).

Magistrate's Monthly Case Load Report (R3147)

Retrieves individual caseload totals for individual magistrates during a specific period. The cases are grouped by magistrate and then broken down by case type (i. e. tax judicial foreclosure, tax certificate judicial foreclosure and non-tax judicial foreclosure).

CUYAHOGA COUNTY COURT OF COMMON PLEAS

DATE: 08/10/2017
TIME: 7:48 AM

OFFICE OF THE MAGISTRATES
MAGISTRATE'S MONTHLY SUPPLEMENTALS BY CASE
REPORTING PERIOD: JULY 2017

PAGE: 1
CMSR415D

SUPPLEMENTALS

AUGUSTYN	135
BAKER	180
BUCHA	197
DAY	184
DYKE	179
GONZALEZ	235
HIPPLEY	157
JACKSON A	236
KLEIN	162
LUCAS	153
VOZAR	159
WEISS	196
UNACCOUNTED FOR	0

TOTAL 2173

CONFIRMATIONS

TOTAL 4

CUYAHOGA COUNTY COURT OF COMMON PLEAS

OFFICE OF THE MAGISTRATES

Full Disposition Count by Magistrate

REPORTING PERIOD: FROM 07/01/2017 TO 07/31/2017

DATE: 08/10/2017

TIME: 7:50 AM

PAGE: 1

CMSR413

MagID	Dispose Type	Tax Cert.	Tax Treas.	Total
KCA	Bank	0	0	1
	Def	1	0	9
	Dism	0	1	7
	Ref. Vacate	0	0	0
	Court Trial	0	0	0
	Other	0	5	7
	MAG'S TOTAL		1	6

Decrees	300
Defaults	178
Other	122
Court Trial	0
Dismissals	127
Bankruptcy	37
Ref. Vacated	0
Grand Total	464

GDB	Bank	0	0	2
	Def	1	0	15
	Dism	0	1	9
	Ref. Vacate	0	0	0
	Court Trial	0	0	0
	Other	1	4	8
	MAG'S TOTAL		2	5

SMB	Bank	0	0	3
	Def	1	0	11
	Dism	0	1	2
	Ref. Vacate	0	0	0
	Court Trial	0	0	0
	Other	0	7	11
	MAG'S TOTAL		1	8

CED	Bank	0	0	0
	Def	0	0	16
	Dism	0	1	9
	Ref. Vacate	0	0	0
	Court Trial	0	0	0
	Other	0	3	10
	MAG'S TOTAL		0	4

JTD	Bank	0	0	3
	Def	1	0	17
	Dism	0	0	16
	Ref. Vacate	0	0	0
	Court Trial	0	0	0
	Other	0	9	12
	MAG'S TOTAL		1	9

TG	Bank	0	0	3
	Def	1	0	13
	Dism	0	1	11
	Ref. Vacate	0	0	0
	Court Trial	0	0	0
	Other	0	5	9
	MAG'S TOTAL		1	6

KH	Bank	2	0	3
	Def	1	0	11
	Dism	0	0	11
	Ref. Vacate	0	0	0
	Court Trial	0	0	0
	Other	0	3	9
	MAG'S TOTAL		3	3

ARJ	Bank	0	0	4
	Def	0	0	13
	Dism	0	1	17

DATE: 08/10/2017
TIME: 7:50 AM

CUYAHOGA COUNTY COURT OF COMMON PLEAS
OFFICE OF THE MAGISTRATES
Full Disposition Count by Magistrate
REPORTING PERIOD: FROM 07/01/2017 TO 07/31/2017

PAGE: 2
CMSR413

MagID	Dispose Type	Tax Cert.	Tax Treas.	Total
	Ref. Vacate	0	0	0
	Court Trial	0	0	0
	Other	0	10	11
	<u>MAG'S TOTAL</u>	0	11	<u>45</u>
<hr/>				
MK	Bank	0	1	7
	Def	1	0	18
	Dism	0	0	11
	Ref. Vacate	0	0	0
	Court Trial	0	0	0
	Other	0	4	6
	<u>MAG'S TOTAL</u>	1	5	<u>42</u>
<hr/>				
PL	Bank	0	0	2
	Def	0	0	24
	Dism	0	1	10
	Ref. Vacate	0	0	0
	Court Trial	0	0	0
	Other	2	8	18
	<u>MAG'S TOTAL</u>	2	9	<u>54</u>
<hr/>				
TJV	Bank	0	0	6
	Def	2	0	12
	Dism	2	1	15
	Ref. Vacate	0	0	0
	Court Trial	0	0	0
	Other	0	0	9
	<u>MAG'S TOTAL</u>	4	1	<u>42</u>
<hr/>				
CW	Bank	0	0	3
	Def	0	0	19
	Dism	0	0	9
	Ref. Vacate	0	0	0
	Court Trial	0	0	0
	Other	1	4	12
	<u>MAG'S TOTAL</u>	1	4	<u>43</u>

CUYAHOGA COUNTY COURT OF COMMON PLEAS

DATE: 08/10/2017
 TIME: 07:50 AM

OFFICE OF THE MAGISTRATES
 MAGISTRATE'S MONTHLY REF/REIN CASES
 FROM 07/01/2017 TO 07/31/2017

CMSR418

MAGISTRATE	NEW REFERRALS				REINSTATED			
	Tax Treas.	Tax Cert.	Non-Tax	Total	Tax Treas.	Tax Cert.	Non-Tax	Total
<u>AUGUSTYN/KEVIN/C</u>	5	0	10	15	0	0	0	0
<u>BAKER/GAIL/D</u>	8	0	15	23	0	0	0	0
<u>BUCHA/STEPHEN/M</u>	5	0	12	17	0	0	1	1
<u>DAY/CHRISTOPHERE/E</u>	5	0	29	34	0	0	0	0
<u>DYKE/JOHN/T</u>	9	2	31	42	0	0	0	0
<u>GONZALEZ/TRACEY/</u>	8	2	18	28	0	0	1	1
<u>HIPPLEY/KEVIN/</u>	3	0	17	20	0	0	3	3
<u>JACKSON A/AMY/R</u>	4	1	21	26	0	0	1	1
<u>KLEIN/MONICA/</u>	6	1	31	38	0	0	1	1
<u>LUCAS/PAUL/</u>	9	0	30	39	0	0	3	3
<u>VOZAR/THOMAS/J</u>	16	0	25	41	1	0	1	2
<u>WEISS/CAROL/</u>	7	0	28	35	0	0	1	1
<u>TOTAL</u>	85	6	267	358	1	0	12	13
<u>COMBINED TOTAL</u>	371							

CUYAHOGA COUNTY COURT OF COMMON PLEAS

OFFICE OF THE MAGISTRATES

MAG MONTHLY HEARING TOTALS

Reporting Period: July 2017

DATE: 08/10/2017
TIME: 07:50 AM

PAGE: 1
CMSR3146

Monthly Hearing Total 372

AUGUSTYN
 Default Hearings 15
 Tax Hearings 5
 Pretrials 4

 TOTAL: 24

BUCHA
 Default Hearings 19
 Tax Hearings 2
 Pretrials 13

 TOTAL: 34

DAY
 Default Hearings 20
 Tax Hearings 3
 Pretrials 1

 TOTAL: 24

DYKE
 Default Hearings 16
 Tax Hearings 6
 Pretrials 5

 TOTAL: 27

GONZALEZ
 Default Hearings 38
 Tax Hearings 6
 Pretrials 4

 TOTAL: 48

HIPPLEY
 Default Hearings 29
 Tax Hearings 4
 Pretrials 4

 TOTAL: 37

JACKSON A
 Default Hearings 18
 Tax Hearings 5
 Pretrials 23

 TOTAL: 46

KLEIN
 Default Hearings 18
 Tax Hearings 4
 Pretrials 7

 TOTAL: 29

LUCAS
 Default Hearings 12
 Tax Hearings 4
 Pretrials 10

 TOTAL: 26

VOZAR
 Default Hearings 20
 Tax Hearings 1
 Pretrials 15

 TOTAL: 36

CUYAHOGA COUNTY COURT OF COMMON PLEAS

OFFICE OF THE MAGISTRATES

MAG MONTHLY HEARING TOTALS

Reporting Period: July 2017

DATE: 08/10/2017
TIME: 07:50 AM

PAGE: 2
CMSR3146

TOTAL:	36
WEISS	
Default Hearings	26
Tax Hearings	11
Pretrials	4
<hr/>	
TOTAL:	41

CUYAHOGA COUNTY COURT OF COMMON PLEAS

DATE: 08/10/2017
 TIME: 7:51 AM

Office of the Magistrates
 Magistrate's Monthly Case Load
 MONTH: JULY 2017

PAGE: 1
 CMSR3147

Magistrate Name	Non Tax Total	Tax Cert.	Tax Treas.	Total Tax	Total Cases
AUGUSTYN	133	4	20	24	157
BAKER	208	6	47	53	261
BUCHA	126	7	29	36	162
DAY	139	2	23	25	164
DYKE	156	4	32	36	192
GONZALEZ	198	6	53	59	257
HIPPLEY	241	10	33	43	284
JACKSON A	221	10	49	59	280
KLEIN	221	7	36	43	264
LUCAS	233	6	61	67	300
VOZAR	263	5	67	72	335
WEISS	222	8	41	49	271
Non Tax Total:	2361	Cert. Tax Total: 75	Tax Treas. Total: 491	Total Tax: 566	Total Cases: 2927

Report CMSR1062 - Judicial Foreclosure Statistics by Judge

Report CMSR1062 provides a list of judicial foreclosure case activity for each Judge. The report identifies how many cases were pending at the beginning of the period. The new cases filed and cases that were transferred in or reactivated are added to the number pending at the beginning of the period. It then shows the type and number of terminations for the period. The total terminations are subtracted from the total pending which provides the pending at the end of the period.

CUYAHOGA COUNTY COURT OF COMMON PLEAS

DATE: 08/10/2017
TIME: 07:44 AM

Foreclosure Statistics by Judge
Reporting Period: July 2017

PAGE: 1
CMSR1062

Judge

AMBROSE, DICK							
Pending at Beg of Period			New Cases Filed		Cases Transferred In / Reactivated		Total
	56		12		3		71
Terminations							
	Bankruptcy	Default	RefVacated	Court Trial	Dismiss	Other	Total
	0	6	0	0	2	6	14
	Total Pending at End of Period						57

BARKER, PAMELA A							
Pending at Beg of Period			New Cases Filed		Cases Transferred In / Reactivated		Total
	109		13		3		125
Terminations							
	Bankruptcy	Default	RefVacated	Court Trial	Dismiss	Other	Total
	1	11	0	0	2	6	20
	Total Pending at End of Period						105

BURNSIDE, JANET R							
Pending at Beg of Period			New Cases Filed		Cases Transferred In / Reactivated		Total
	101		11		6		118
Terminations							
	Bankruptcy	Default	RefVacated	Court Trial	Dismiss	Other	Total
	1	4	0	0	5	4	14
	Total Pending at End of Period						104

CALABRESE, DEENA R							
Pending at Beg of Period			New Cases Filed		Cases Transferred In / Reactivated		Total
	89		15		4		108
Terminations							
	Bankruptcy	Default	RefVacated	Court Trial	Dismiss	Other	Total
	1	7	0	0	4	6	18
	Total Pending at End of Period						90

CLANCY, MAUREEN							
Pending at Beg of Period			New Cases Filed		Cases Transferred In / Reactivated		Total
	86		13		1		100
Terminations							
	Bankruptcy	Default	RefVacated	Court Trial	Dismiss	Other	Total
	1	5	0	0	1	6	13
	Total Pending at End of Period						87

COLLIER-WILLIAMS, CASSANDRA							
Pending at Beg of Period			New Cases Filed		Cases Transferred In / Reactivated		Total
	89		10		4		103
Terminations							
	Bankruptcy	Default	RefVacated	Court Trial	Dismiss	Other	Total
	1	6	0	0	7	7	21
	Total Pending at End of Period						82

CORRIGAN, BRIAN J							
Pending at Beg of Period			New Cases Filed		Cases Transferred In / Reactivated		Total
	89		4		4		97
Terminations							
	Bankruptcy	Default	RefVacated	Court Trial	Dismiss	Other	Total
	2	4	0	0	5	7	18
	Total Pending at End of Period						79

CORRIGAN, PETER J

CUYAHOGA COUNTY COURT OF COMMON PLEAS

DATE: 08/10/2017
 TIME: 07:44 AM

Foreclosure Statistics by Judge
 Reporting Period: July 2017

PAGE: 2
 CMSR1062

Judge

	Pending at Beg of Period		New Cases Filed		Cases Transferred In / Reactivated		Total
	79		14		5		98
Terminations							
	Bankruptcy	Default	RefVacated	Court Trial	Dismiss	Other	Total
	0	8	0	0	4	9	21
	Total Pending at End of Period						77
<hr/>							
DONNELLY, MICHAEL P							
	Pending at Beg of Period		New Cases Filed		Cases Transferred In / Reactivated		Total
	102		7		2		111
Terminations							
	Bankruptcy	Default	RefVacated	Court Trial	Dismiss	Other	Total
	1	6	0	0	4	8	19
	Total Pending at End of Period						92
<hr/>							
FRIEDLAND, CAROLYN B							
	Pending at Beg of Period		New Cases Filed		Cases Transferred In / Reactivated		Total
	97		13		1		111
Terminations							
	Bankruptcy	Default	RefVacated	Court Trial	Dismiss	Other	Total
	1	3	0	0	2	2	8
	Total Pending at End of Period						103
<hr/>							
FRIEDMAN, STUART A							
	Pending at Beg of Period		New Cases Filed		Cases Transferred In / Reactivated		Total
	86		9		1		96
Terminations							
	Bankruptcy	Default	RefVacated	Court Trial	Dismiss	Other	Total
	2	5	0	0	2	3	12
	Total Pending at End of Period						84
<hr/>							
FUERST, NANCY A							
	Pending at Beg of Period		New Cases Filed		Cases Transferred In / Reactivated		Total
	109		11		4		124
Terminations							
	Bankruptcy	Default	RefVacated	Court Trial	Dismiss	Other	Total
	1	2	0	0	5	5	13
	Total Pending at End of Period						111
<hr/>							
GALL, STEVEN E							
	Pending at Beg of Period		New Cases Filed		Cases Transferred In / Reactivated		Total
	104		10		3		117
Terminations							
	Bankruptcy	Default	RefVacated	Court Trial	Dismiss	Other	Total
	1	4	0	0	3	8	16
	Total Pending at End of Period						101
<hr/>							
GALLAGHER, HOLLIE L							
	Pending at Beg of Period		New Cases Filed		Cases Transferred In / Reactivated		Total
	64		13		1		78
Terminations							
	Bankruptcy	Default	RefVacated	Court Trial	Dismiss	Other	Total
	0	6	0	0	3	8	17
	Total Pending at End of Period						61
<hr/>							
GALLAGHER, KELLY ANN							

CUYAHOGA COUNTY COURT OF COMMON PLEAS

DATE: 08/10/2017
TIME: 07:44 AM

Foreclosure Statistics by Judge

Reporting Period: July 2017

PAGE: 3
CMSR1062

Judge

Pending at Beg of Period		New Cases Filed		Cases Transferred In / Reactivated			Total
85		8		5			98
Terminations	Bankruptcy	Default	RefVacated	Court Trial	Dismiss	Other	Total
	0	2	0	0	5	2	9
Total Pending at End of Period							89
GALLAGHER, SHANNON M							
Pending at Beg of Period		New Cases Filed		Cases Transferred In / Reactivated			Total
115		15		3			133
Terminations	Bankruptcy	Default	RefVacated	Court Trial	Dismiss	Other	Total
	1	6	0	0	2	18	27
Total Pending at End of Period							106
GAUL, DANIEL							
Pending at Beg of Period		New Cases Filed		Cases Transferred In / Reactivated			Total
119		12		3			134
Terminations	Bankruptcy	Default	RefVacated	Court Trial	Dismiss	Other	Total
	2	6	0	0	4	5	17
Total Pending at End of Period							117
JACKSON, MICHAEL E							
Pending at Beg of Period		New Cases Filed		Cases Transferred In / Reactivated			Total
99		13		6			118
Terminations	Bankruptcy	Default	RefVacated	Court Trial	Dismiss	Other	Total
	0	4	0	0	3	5	12
Total Pending at End of Period							106
MATIA, DAVID T							
Pending at Beg of Period		New Cases Filed		Cases Transferred In / Reactivated			Total
98		10		3			111
Terminations	Bankruptcy	Default	RefVacated	Court Trial	Dismiss	Other	Total
	0	7	0	0	3	5	15
Total Pending at End of Period							96
MCCLELLAND, ROBERT C							
Pending at Beg of Period		New Cases Filed		Cases Transferred In / Reactivated			Total
96		8		4			108
Terminations	Bankruptcy	Default	RefVacated	Court Trial	Dismiss	Other	Total
	3	3	0	0	4	8	18
Total Pending at End of Period							90
MCCORMICK, TIMOTHY							
Pending at Beg of Period		New Cases Filed		Cases Transferred In / Reactivated			Total
88		10		2			100
Terminations	Bankruptcy	Default	RefVacated	Court Trial	Dismiss	Other	Total
	0	6	0	0	5	6	17
Total Pending at End of Period							83
MCDONNELL, NANCY R							

CUYAHOGA COUNTY COURT OF COMMON PLEAS

DATE: 08/10/2017
TIME: 07:44 AM

Foreclosure Statistics by Judge
Reporting Period: July 2017

PAGE: 4
CMSR1062

Judge

Pending at Beg of Period		New Cases Filed		Cases Transferred In / Reactivated			Total
93		11		1			105
Terminations	Bankruptcy	Default	RefVacated	Court Trial	Dismiss	Other	Total
	1	9	0	0	0	10	20
Total Pending at End of Period							85
<hr/>							
Pending at Beg of Period		New Cases Filed		Cases Transferred In / Reactivated			Total
99		19		4			122
Terminations	Bankruptcy	Default	RefVacated	Court Trial	Dismiss	Other	Total
	2	2	0	0	1	10	15
Total Pending at End of Period							107
<hr/>							
Pending at Beg of Period		New Cases Filed		Cases Transferred In / Reactivated			Total
68		9		3			80
Terminations	Bankruptcy	Default	RefVacated	Court Trial	Dismiss	Other	Total
	0	5	0	0	3	5	13
Total Pending at End of Period							67
<hr/>							
Pending at Beg of Period		New Cases Filed		Cases Transferred In / Reactivated			Total
60		5		4			69
Terminations	Bankruptcy	Default	RefVacated	Court Trial	Dismiss	Other	Total
	0	5	0	0	0	8	13
Total Pending at End of Period							56
<hr/>							
Pending at Beg of Period		New Cases Filed		Cases Transferred In / Reactivated			Total
104		7		3			114
Terminations	Bankruptcy	Default	RefVacated	Court Trial	Dismiss	Other	Total
	2	7	0	0	8	6	23
Total Pending at End of Period							91
<hr/>							
Pending at Beg of Period		New Cases Filed		Cases Transferred In / Reactivated			Total
101		7		2			110
Terminations	Bankruptcy	Default	RefVacated	Court Trial	Dismiss	Other	Total
	1	3	0	0	3	8	15
Total Pending at End of Period							95
<hr/>							
Pending at Beg of Period		New Cases Filed		Cases Transferred In / Reactivated			Total
60		14		1			75
Terminations	Bankruptcy	Default	RefVacated	Court Trial	Dismiss	Other	Total
	2	3	0	0	7	3	15
Total Pending at End of Period							60

SAFFOLD, SHIRLEY STRICKLAND

CUYAHOGA COUNTY COURT OF COMMON PLEAS

DATE: 08/10/2017
TIME: 07:44 AM

Foreclosure Statistics by Judge
Reporting Period: July 2017

PAGE: 5
CMSR1062

Judge

Pending at Beg of Period		New Cases Filed		Cases Transferred In / Reactivated			Total
95		7		2			104
Terminations	Bankruptcy	Default	RefVacated	Court Trial	Dismiss	Other	Total
	1	4	0	0	3	3	11
Total Pending at End of Period							93
99		10		5			114
Terminations	Bankruptcy	Default	RefVacated	Court Trial	Dismiss	Other	Total
	0	7	0	0	5	3	15
Total Pending at End of Period							99
83		12		2			97
Terminations	Bankruptcy	Default	RefVacated	Court Trial	Dismiss	Other	Total
	4	8	0	0	4	2	18
Total Pending at End of Period							79
119		8		2			129
Terminations	Bankruptcy	Default	RefVacated	Court Trial	Dismiss	Other	Total
	1	2	0	0	3	4	10
Total Pending at End of Period							119
78		16		1			95
Terminations	Bankruptcy	Default	RefVacated	Court Trial	Dismiss	Other	Total
	1	6	0	0	6	10	23
Total Pending at End of Period							72
122		14		4			140
Terminations	Bankruptcy	Default	RefVacated	Court Trial	Dismiss	Other	Total
	3	6	0	0	2	17	28
Total Pending at End of Period							112

Monthly Summary

MONTHLY SUMMARY

July 2017

NAME	PEND	ASSIGNED			TRIALS						DISP	PENDING				+ -
		CV	CR	TOT	JURY			COURT				CV	FR	CR	TOT	
Dick Ambrose	392	44	28	72	0	0	0	0	0	0	71	215	57	121	393	- 1
Pamela A. Barker	391	44	31	75	0	0	0	0	0	0	79	181	104	102	387	+ 4
Janet R. Burnside	421	44	39	83	0	1	1	0	0	0	83	208	103	110	421	0
Deena R. Calabrese	405	48	41	89	0	0	0	0	0	0	83	190	90	131	411	- 6
Maureen Clancy	368	41	37	78	0	1	1	0	0	0	88	190	86	82	358	+ 10
Cassandra Collier-Willia	467	44	42	86	0	0	0	0	3	3	100	190	82	181	453	+ 14
Brian J. Corrigan	464	41	34	75	0	0	0	0	0	0	58	269	79	133	481	- 17
Peter J. Corrigan	427	43	36	79	0	2	2	0	0	0	66	212	77	151	440	- 13
Michael P. Donnelly	400	44	35	79	0	0	0	0	1	1	76	185	92	126	403	- 3
Carolyn B. Friedland	456	41	29	70	0	0	0	0	0	0	41	253	103	129	485	- 29
Stuart A. Friedman	414	42	31	73	0	0	0	0	1	1	71	217	83	116	416	- 2
Nancy A. Fuerst	382	42	33	75	0	2	2	1	0	1	78	190	111	78	379	+ 3
Steven E. Gall	430	43	44	87	0	0	0	0	0	0	83	178	101	155	434	- 4
Hollie L. Gallagher	352	40	28	68	0	0	0	0	0	0	65	208	61	86	355	- 3
Kelly A. Gallagher	401	43	35	78	0	2	2	0	0	0	53	229	82	115	426	- 25
Shannon M. Gallagher	454	46	34	80	0	0	0	0	0	0	87	224	105	118	447	+ 7
Daniel Gaul	477	42	34	76	0	1	1	0	0	0	68	205	117	163	485	- 8
Michael E Jackson	481	41	42	83	1	0	1	0	1	1	77	184	106	197	487	- 6
David T. Matia	402	42	44	86	0	0	0	0	0	0	96	196	96	100	392	+ 10
Robert C. McClelland	490	44	26	70	0	1	1	1	0	1	73	239	89	159	487	+ 3
Timothy McCormick	374	43	34	77	0	1	1	0	1	1	73	222	81	75	378	- 4
Nancy R. McDonnell	357	40	26	66	1	0	1	0	0	0	83	176	85	79	340	+ 17
Sherrie Miday	432	53	31	84	0	0	0	0	0	0	68	229	101	118	448	- 16
John P. O'Donnell	420	44	29	73	0	1	1	0	0	0	69	235	66	123	424	- 4
John J. Russo	170	25	6	31	0	0	0	0	0	0	39	88	53	21	162	+ 8
Joseph D. Russo	497	42	39	81	0	0	0	0	0	0	74	202	91	211	504	- 7
Michael J. Russo	421	42	33	75	0	0	0	0	1	1	85	208	95	108	411	+ 10
Nancy Margaret Russo	222	42	23	65	0	0	0	0	0	0	67	97	61	62	220	+ 2
Shirley Strickland Saffold	386	42	39	81	0	0	0	0	0	0	48	194	92	133	419	- 33
Michael P. Shaughnessy	437	41	33	74	0	1	1	0	0	0	87	215	93	116	424	+ 13
Brendan J. Sheehan	353	41	30	71	0	0	0	1	0	1	75	170	78	101	349	+ 4
John D. Sutula	589	42	34	76	0	0	0	0	4	4	68	297	119	181	597	- 8
Kathleen Ann Sutula	324	42	26	68	0	2	2	0	0	0	70	174	72	76	322	+ 2
Joan Synenberg	420	46	43	89	0	0	0	0	0	0	110	185	111	103	399	+ 21
TOTALS	13876	1444	1129	2573	2	15	17	3	12	15	2512	6855	3022	4060	13937	- 61

Year to Date Summary

SUMMARY FOR THE COURT

January - July 2017

NAME	PEND	ASSIGNED			TRIALS						DISP	PENDING				+ -
		CV	CR	TOT	JURY			COURT				CV	FR	CR	TOT	
Dick Ambrose	389	349	274	623	0	3	3	0	1	1	619	215	57	121	393	- 4
Pamela A. Barker	449	353	203	556	1	2	3	0	3	3	618	181	104	102	387	+ 62
Janet R. Burnside	460	329	259	588	0	6	6	0	2	2	627	208	103	110	421	+ 39
Deena R. Calabrese	426	350	220	570	2	1	3	0	2	2	585	190	90	131	411	+ 15
Maureen Clancy	374	345	231	576	1	6	7	0	1	1	592	190	86	82	358	+ 16
Cassandra Collier-Willia	427	350	278	628	0	3	3	0	5	5	602	190	82	181	453	- 26
Brian J. Corrigan	501	334	243	577	0	1	1	0	5	5	597	269	79	133	481	+ 20
Peter J. Corrigan	420	337	235	572	0	8	8	2	0	2	552	212	77	151	440	- 20
Michael P. Donnelly	402	357	240	597	0	6	6	0	6	6	596	185	92	126	403	- 1
Carolyn B. Friedland	469	344	231	575	1	0	1	0	3	3	559	253	103	129	485	- 16
Stuart A. Friedman	453	338	212	550	1	0	1	1	5	6	587	217	83	116	416	+ 37
Nancy A. Fuerst	408	334	211	545	0	3	3	1	0	1	574	190	111	78	379	+ 29
Steven E. Gall	450	343	250	593	1	3	4	0	1	1	609	178	101	155	434	+ 16
Hollie L. Gallagher	373	339	204	543	1	2	3	1	1	2	561	208	61	86	355	+ 18
Kelly A. Gallagher	463	332	237	569	1	8	9	0	2	2	606	229	82	115	426	+ 37
Shannon M. Gallagher	470	350	229	579	1	4	5	1	3	4	602	224	105	118	447	+ 23
Daniel Gaul	552	326	261	587	3	8	11	0	2	2	654	205	117	163	485	+ 67
Michael E Jackson	475	343	291	634	1	5	6	2	2	4	622	184	106	197	487	- 12
David T. Matia	410	347	290	637	2	2	4	0	1	1	655	196	96	100	392	+ 18
Robert C. McClelland	494	353	263	616	0	2	2	2	4	6	623	239	89	159	487	+ 7
Timothy McCormick	384	348	216	564	0	3	3	1	1	2	570	222	81	75	378	+ 6
Nancy R. McDonnell	365	337	213	550	4	5	9	0	2	2	575	176	85	79	340	+ 25
Sherrie Miday	394	362	213	575	0	5	5	0	1	1	521	229	101	118	448	- 54
John P. O'Donnell	447	346	227	573	2	9	11	4	1	5	596	235	66	123	424	+ 23
John J. Russo	156	195	80	275	0	0	0	0	0	0	269	88	53	21	162	- 6
Joseph D. Russo	482	337	251	588	0	0	0	0	3	3	566	202	91	211	504	- 22
Michael J. Russo	433	360	244	604	0	4	4	0	1	1	626	208	95	108	411	+ 22
Nancy Margaret Russo	240	333	184	517	0	2	2	0	0	0	537	97	61	62	220	+ 20
Shirley Strickland Saffold	432	345	212	557	0	3	3	0	0	0	570	194	92	133	419	+ 13
Michael P. Shaughnessy	494	321	239	560	0	2	2	0	3	3	630	215	93	116	424	+ 70
Brendan J. Sheehan	366	344	216	560	0	11	11	3	3	6	577	170	78	101	349	+ 17
John D. Sutula	575	342	280	622	1	3	4	1	8	9	600	297	119	181	597	- 22
Kathleen Ann Sutula	353	354	206	560	3	7	10	0	0	0	591	174	72	76	322	+ 31
Joan Synenberg	371	390	287	677	1	3	4	0	1	1	649	185	111	103	399	- 28
TOTALS	14357	11567	7930	19497	27	130	157	19	73	92	19917	6855	3022	4060	13937	+ 420

Corrections/Adjustments