



***Statistics Report
February 2016***

***John J. Russo
Administrative and Presiding Judge***

TABLE OF CONTENTS

Criminal Statistics

Newly Filed, Re-Activated and Transferred in Cases _____	4
Yearly Criminal Terminations _____	5
Pending Criminal Cases End of Period _____	6
Clearance Rate _____	7
Arrest to Disposition Timeline _____	8
Average Arrest to Disposition Timeline (Jail Cases) _____	9
Average Arrest to Disposition Timeline (Non-Jail Cases) _____	10
Average Arrest to Disposition Timeline (Jail and Non-Jail Cases) _____	11
Yearly Average Arrest to Disposition Timeline _____	12
Indictments and Informations Filed With the Clerk of Courts _____	13
Bail Case Arraignment Activity _____	14
Overall Arraignment Statistics _____	15

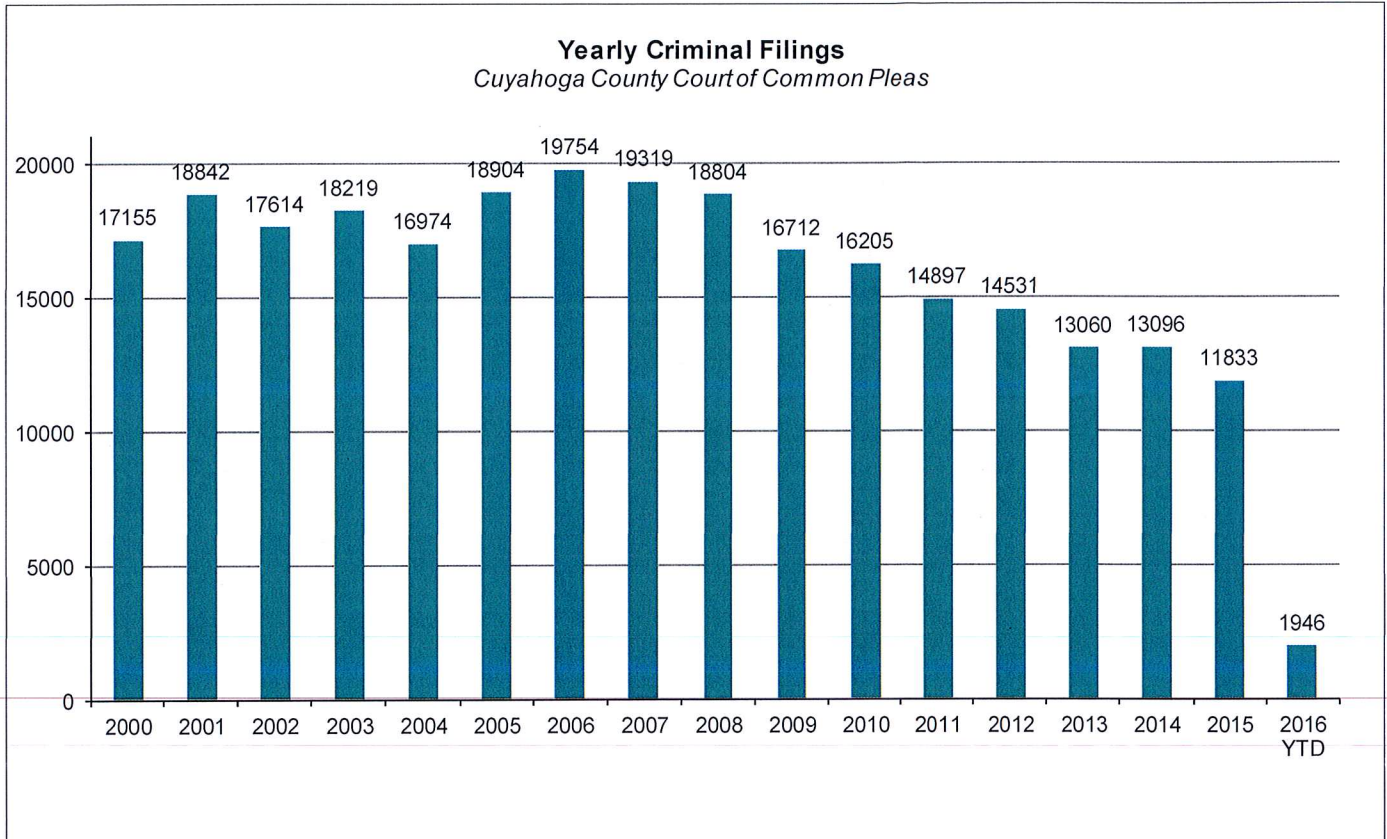
Foreclosure Statistics

Total Pending Judicial Foreclosure Cases Referred to Magistrates _____	17
Total Pending Tax Lien & Certificate Cases Referred to Magistrates _____	18
Percentage of Pending Judicial Foreclosure Cases By Filing Year _____	19
Judicial Foreclosure Clearance Rate Year 2016 _____	20
Avg. Number of Days to Disp. (Excl. Bank. Stays & Tax Lien & Tax Cert.) _____	21
Avg. Number of Days to Disp. (Excl. Bank. Stays & Incl. Tax Lien & Tax Cert.) _____	22
Total New Judicial Foreclosure Filings _____	23
New Marsh of Lien/Quiet Title/Partition Case Filings for Years 2005 – 2016 YTD _____	24
New Marsh of Lien/Quiet Title/Partition Case Filings by month for 2016 YTD _____	24
New Tax Lien & Certificate Filings for Years 2005 – 2016 YTD _____	25
New Tax Lien & Certificate Filings by Month for Year 2016 YTD _____	25
Total New Judicial Foreclosure Filings Years 2005 – 2016 YTD _____	26
Total New Judicial Foreclosure Filings by Month for Year 2016 YTD _____	26
Magistrate's Monthly Reports _____	27
Report CMSR1062 - Judicial Foreclosure Statistics by Judge _____	35
Monthly Summary _____	41
Year to Date Summary _____	43
Corrections/Adjustments _____	45

Criminal Case Statistics

Newly Filed, Re-Activated and Transferred in Cases

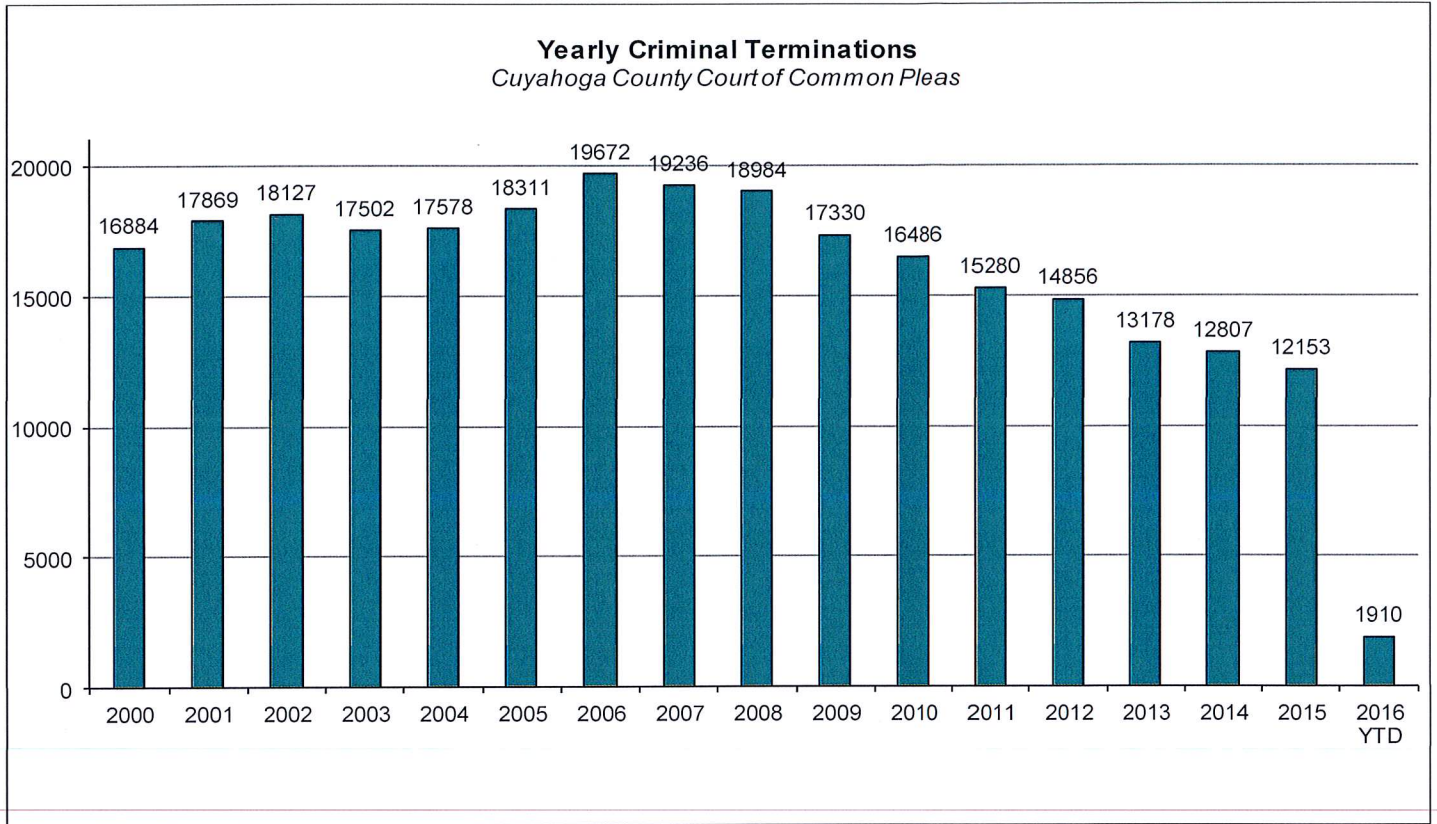
The following chart is a representation of all filed cases in Cuyahoga County Court of Common Pleas from 2000 – February 2016. Newly filed cases are defined as having been arraigned and assigned to a Judge. Re-activated cases are defined as cases where a defendant was unavailable for trial and has now become ready to proceed. Transferred cases are defined as cases moved from one judge's docket to another. This could be due to re-assignment to a Mental Health Judge or after additional information indicates that by Court rule, the case should have been assigned to another Judge.



CUYAHOGA COUNTY COMMON PLEAS COURT

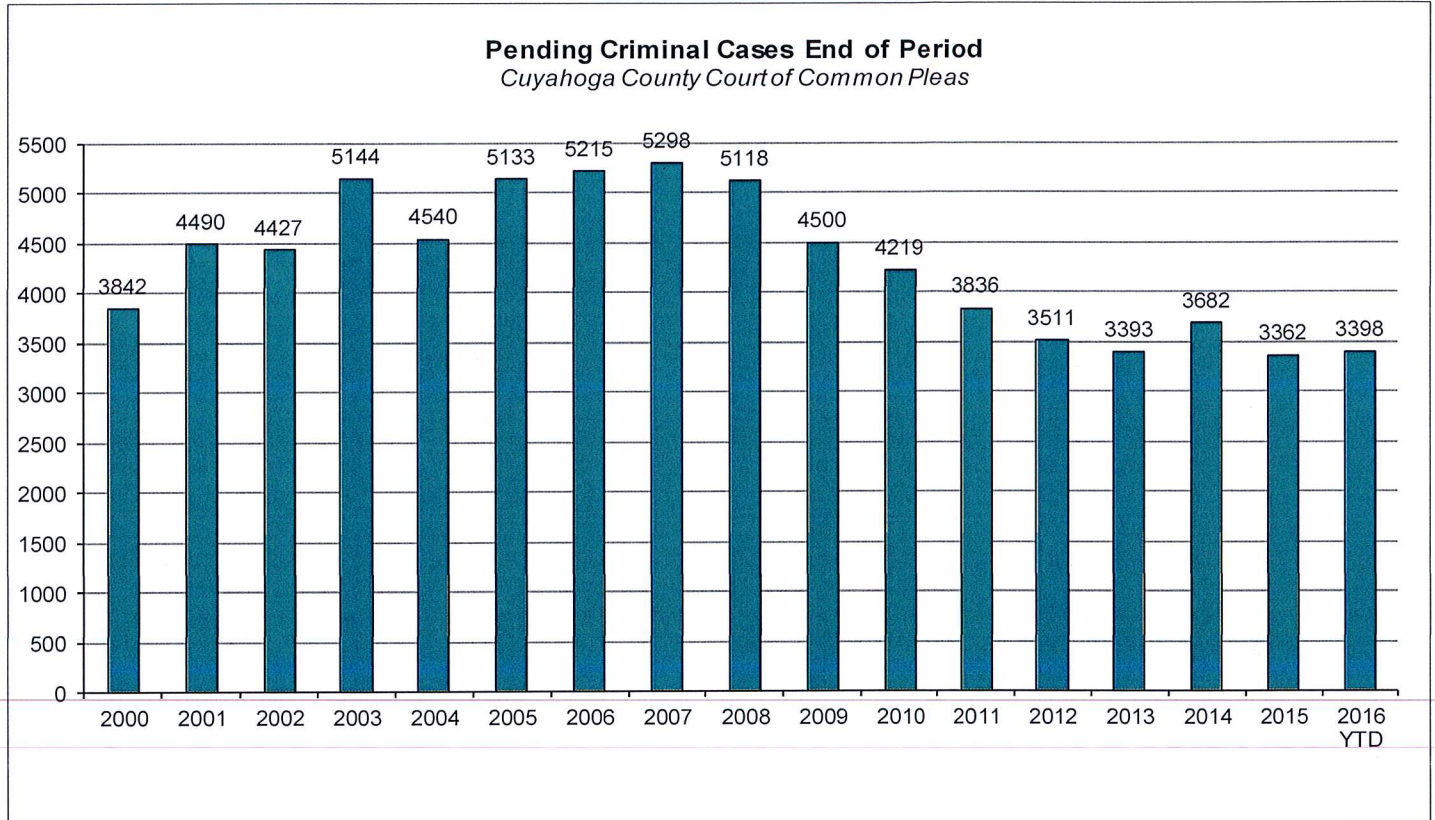
Yearly Criminal Terminations

The following chart represents cases that have been terminated by the court from 2000 – February 2016. These cases have been terminated either by trial; plea, dismissal or a defendant is unavailable for trial or sentencing.



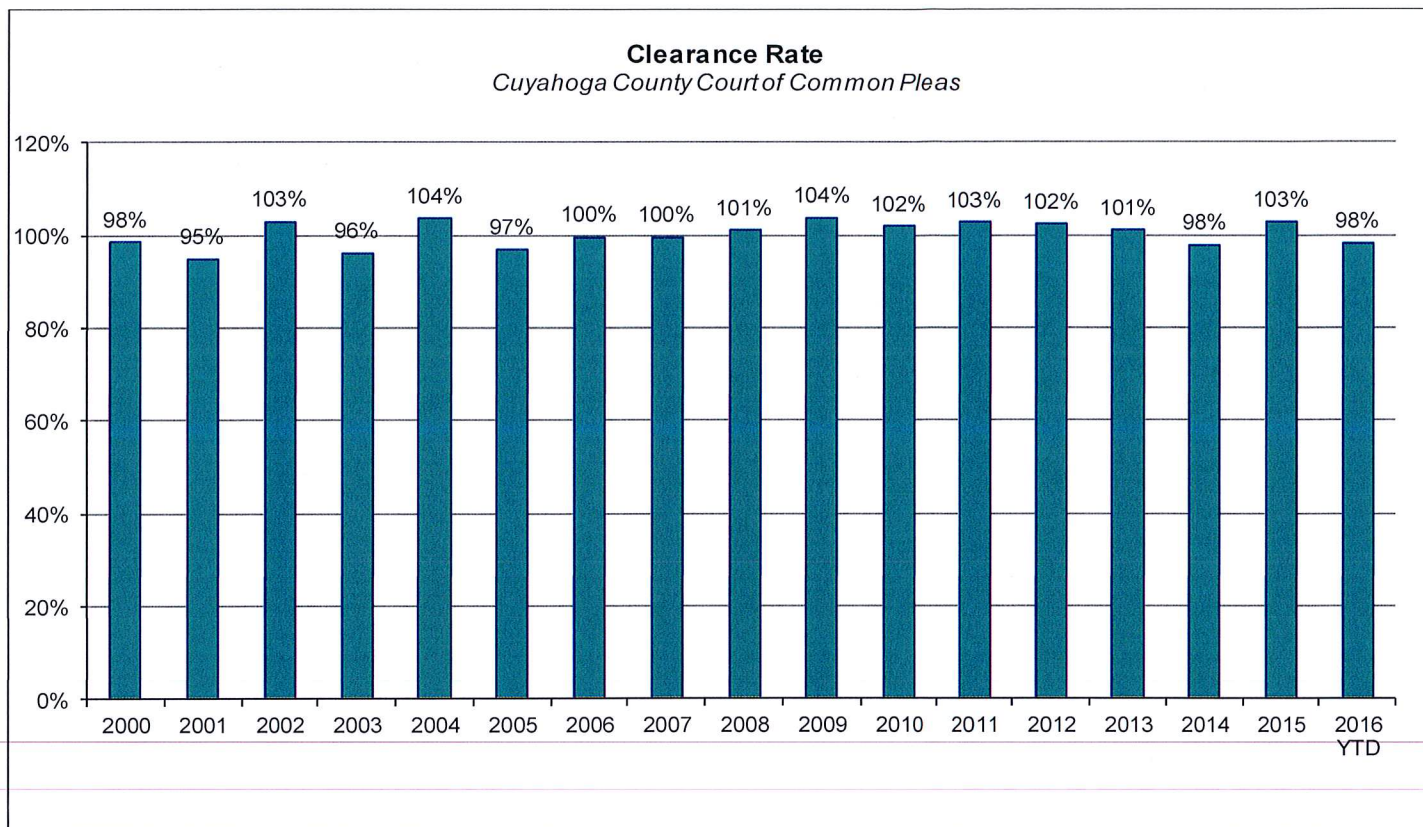
Pending Criminal Cases End of Period

The following chart represents the total number of cases pending at the end of the reporting period from 2000 – February 2016. Pending criminal cases at the end of the period is determined by adding the total number of pending cases at the beginning of the reporting period, and all newly filed, re-activated and transferred in cases. The total number of cases terminated in the period is subtracted from the sum total pending at the beginning of the period to give the value pending at the end of the period.



Clearance Rate

The Clearance Rate is the total number of outgoing cases as a percentage of the number of incoming cases. Clearance rate measures whether the court is keeping up with its incoming caseload. If cases are not disposed in a timely manner, a backlog of cases awaiting disposition will grow. A Clearance Rate of 100% indicates that at least as many cases have been filed, reopened, or reactivated in a period have been disposed.



Arrest to Disposition Timeline

Arrest to disposition timeline is a method to measure how felony cases flow through the Cuyahoga County Criminal Justice System. By capturing how long a case takes to move from stage to stage, we can examine where problems may exist and where potential improvements in case processing can be made.

The source data was extracted from the Cuyahoga County Court of Common Pleas Case Management System. The overall population of sample data was based on cases terminated in a given month excluding cases that have gone through diversion programs. A case is defined as a defendant and all charges involved in a single incident. The period for the extracted data is from February 2016.

The stages examined were:

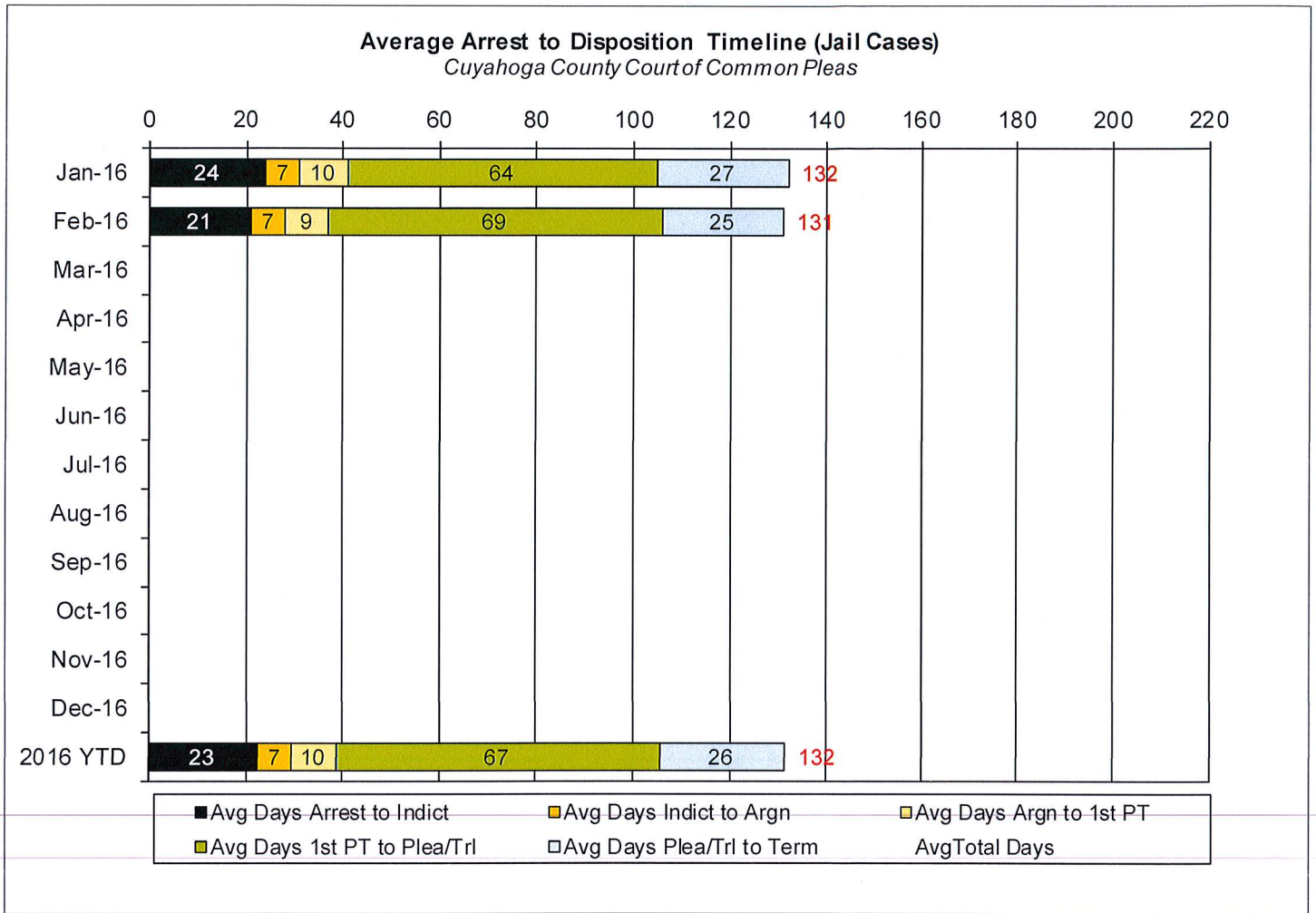
Arrest to Indictment
Indictment to Arraignment
Arraignment to 1st Pre-Trial
1st Pre-Trial to Plea/Trial
Plea/Trial to Termination

Due to the fact that each case may or may not have all of the stage date elements, a method to arrive at stage averages was applied. For a case to be included in the average for a stage there would need to be both dates for the given stage. A case would be included in the Arrest to Indictment stage if both arrest date and indictment date were available. This method was applied to each of the five stages. Next we calculated the total number of cases that met the date criteria for each of the ranges and also the total number of days between each date. To arrive at an average, the total number of days for each case in each range was calculated and divided by the total number of cases that met the date criteria. If a case had a time period or periods where the defendant was capiased or referred to the Psych Clinic, that amount of time was subtracted from the appropriate range. For re-indicted cases, the original arrest date is used.

The following three charts are for Jail, Non-Jail and combined Jail and Non-Jail cases. Jail and Non-Jail cases are defined by the posting of bond prior to plea or trial.

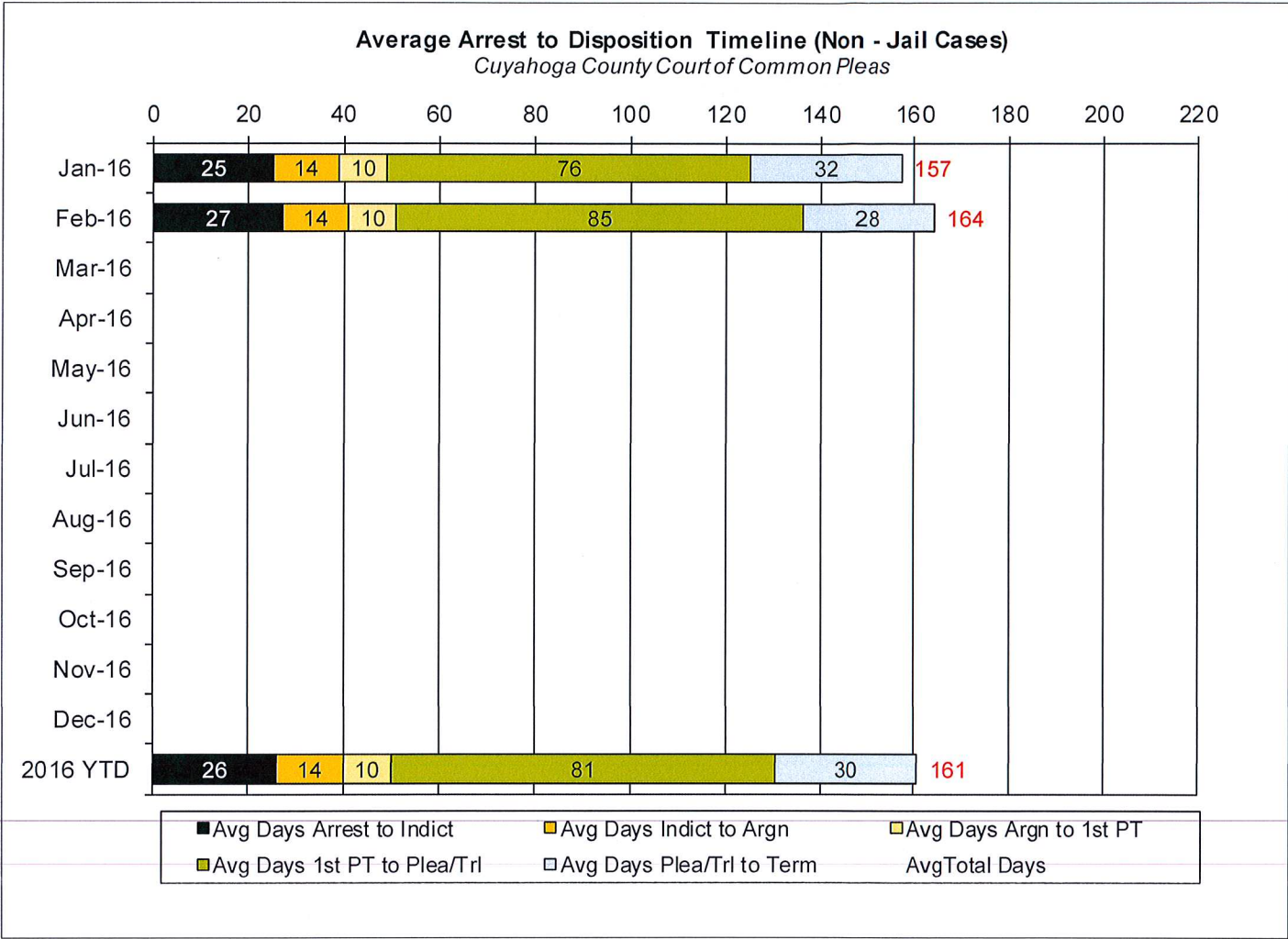
CUYAHOGA COUNTY COMMON PLEAS COURT

Average Arrest to Disposition Timeline (Jail Cases)



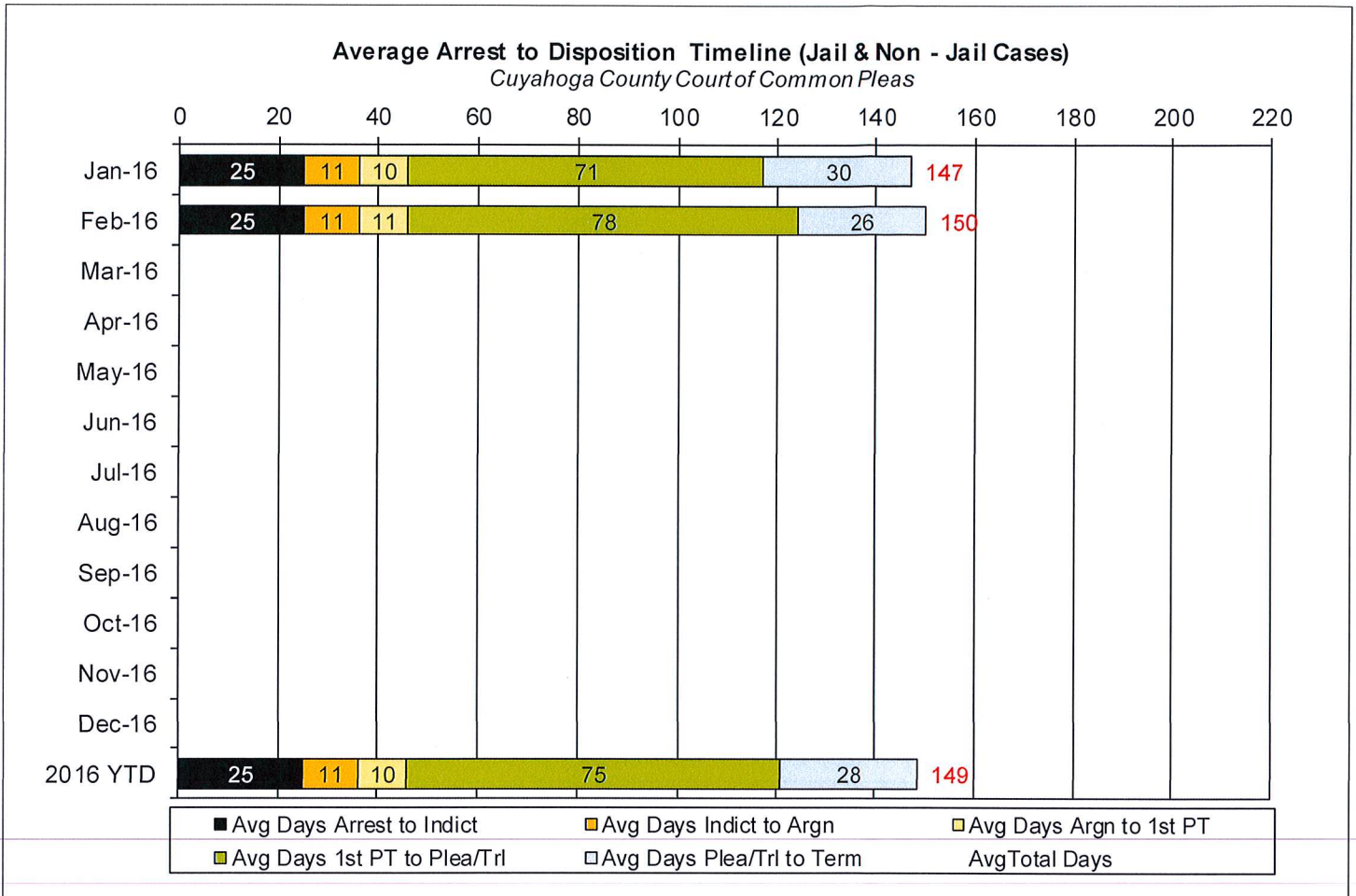
CUYAHOGA COUNTY COMMON PLEAS COURT

Average Arrest to Disposition Timeline (Non-Jail Cases)



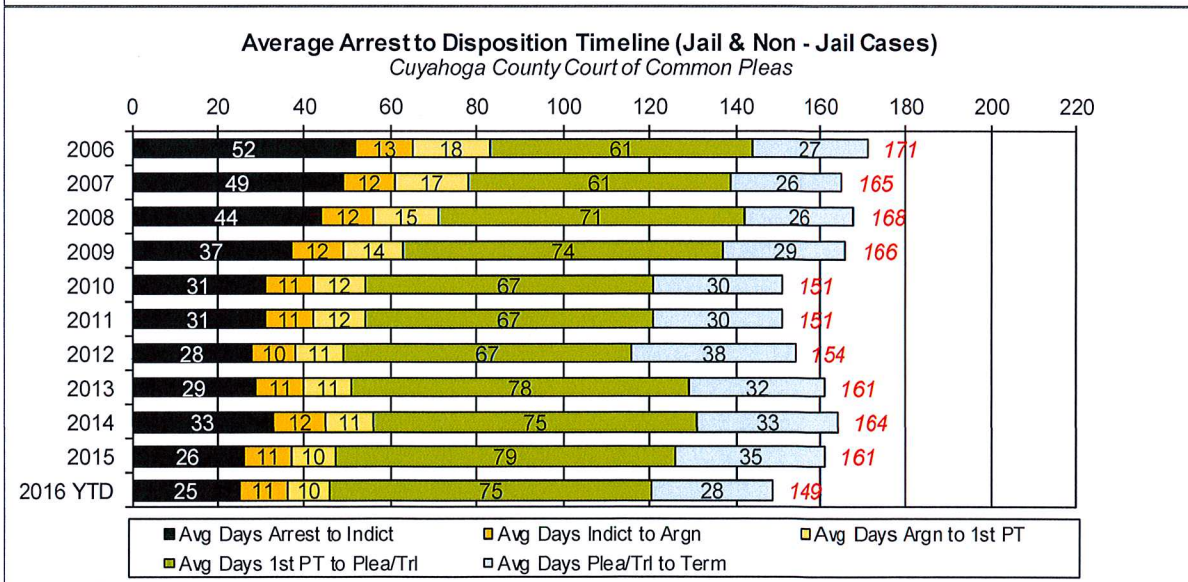
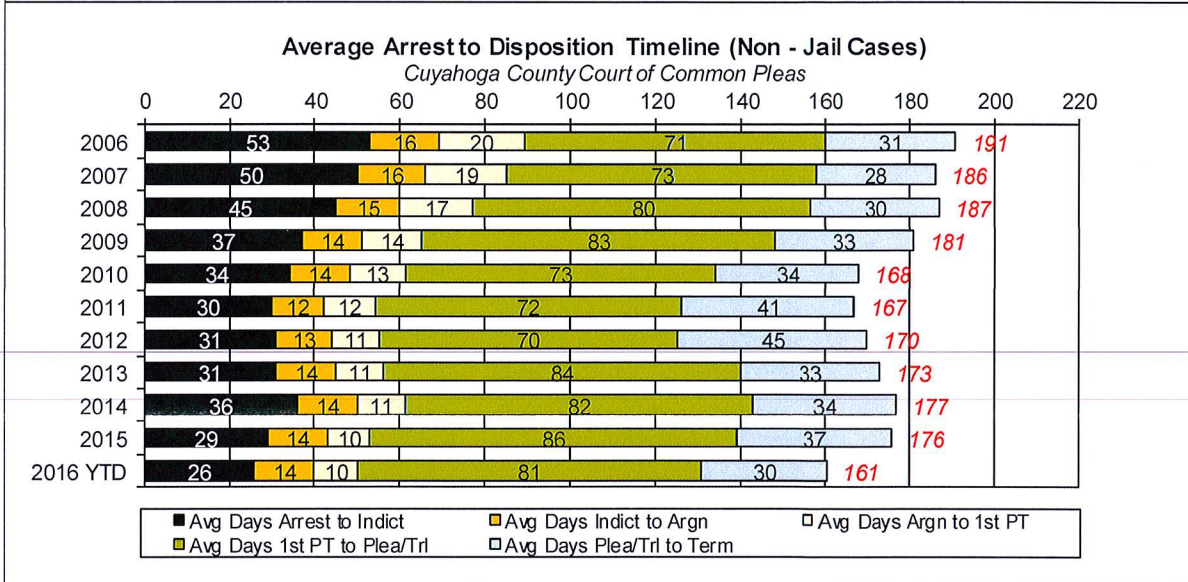
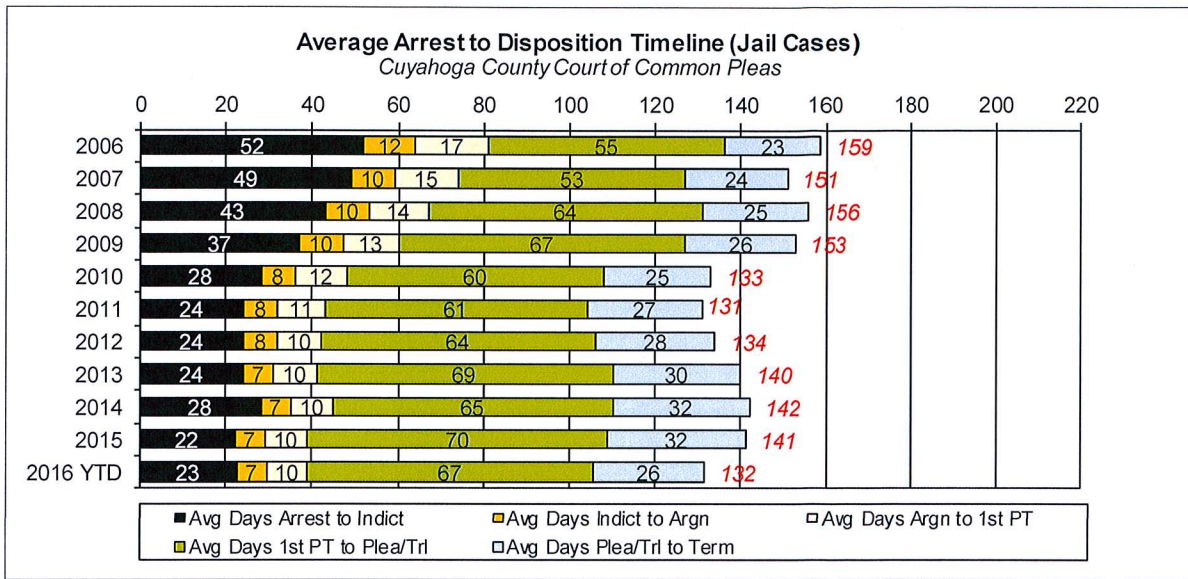
CUYAHOGA COUNTY COMMON PLEAS COURT

Average Arrest to Disposition Timeline (Jail and Non-Jail Cases)



CUYAHOGA COUNTY COMMON PLEAS COURT

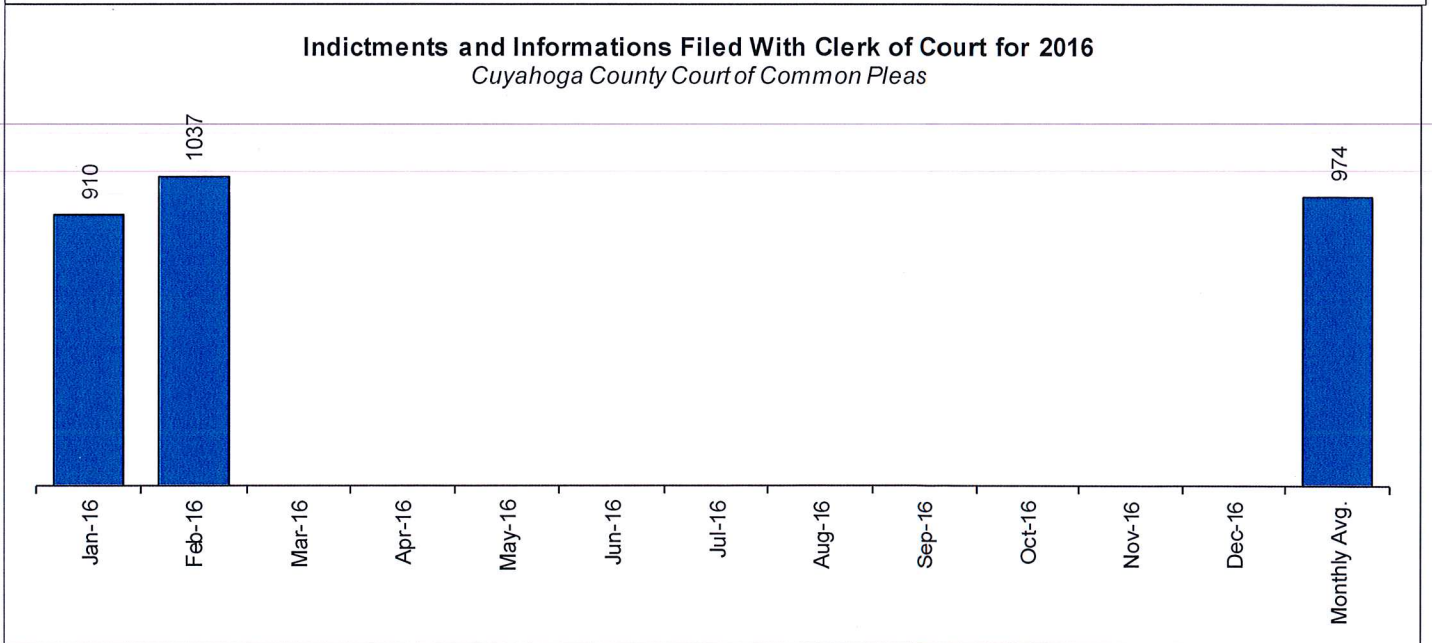
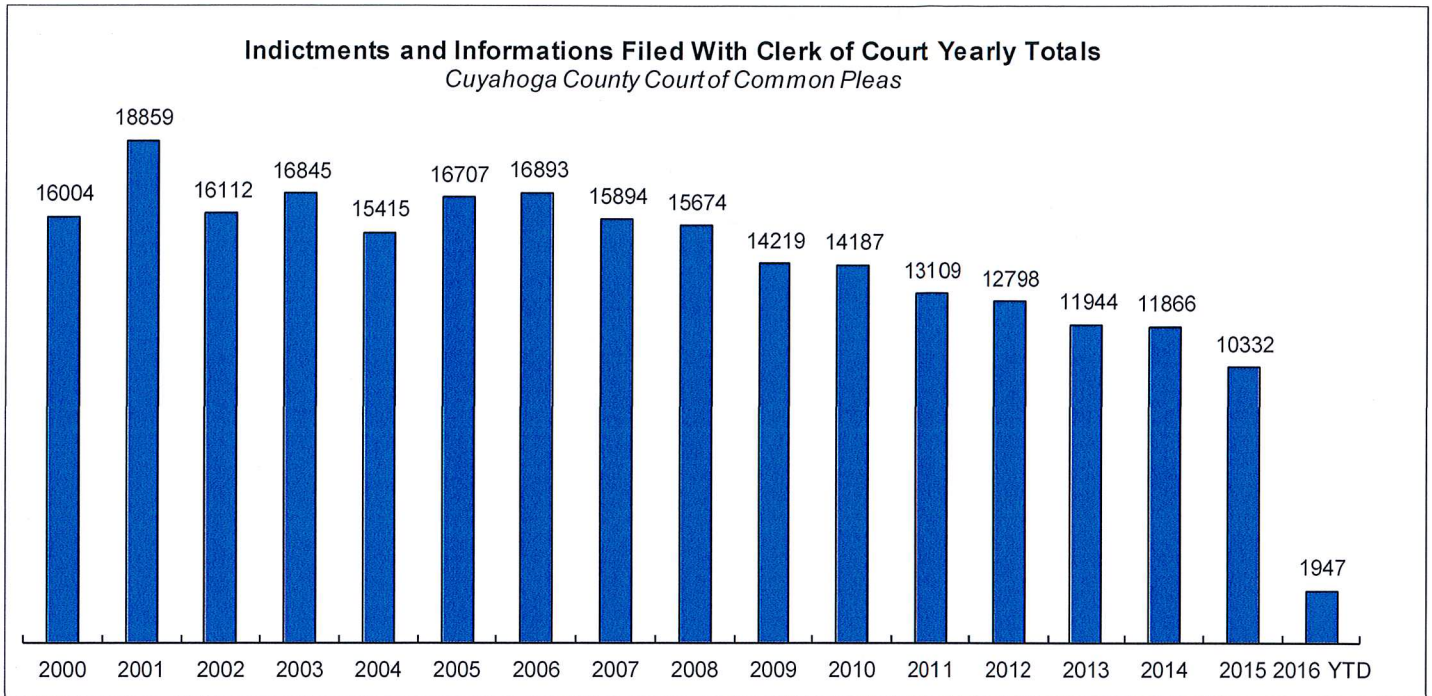
Yearly Average Arrest to Disposition Timeline



CUYAHOGA COUNTY COMMON PLEAS COURT

Indictments and Informations Filed With the Clerk of Courts

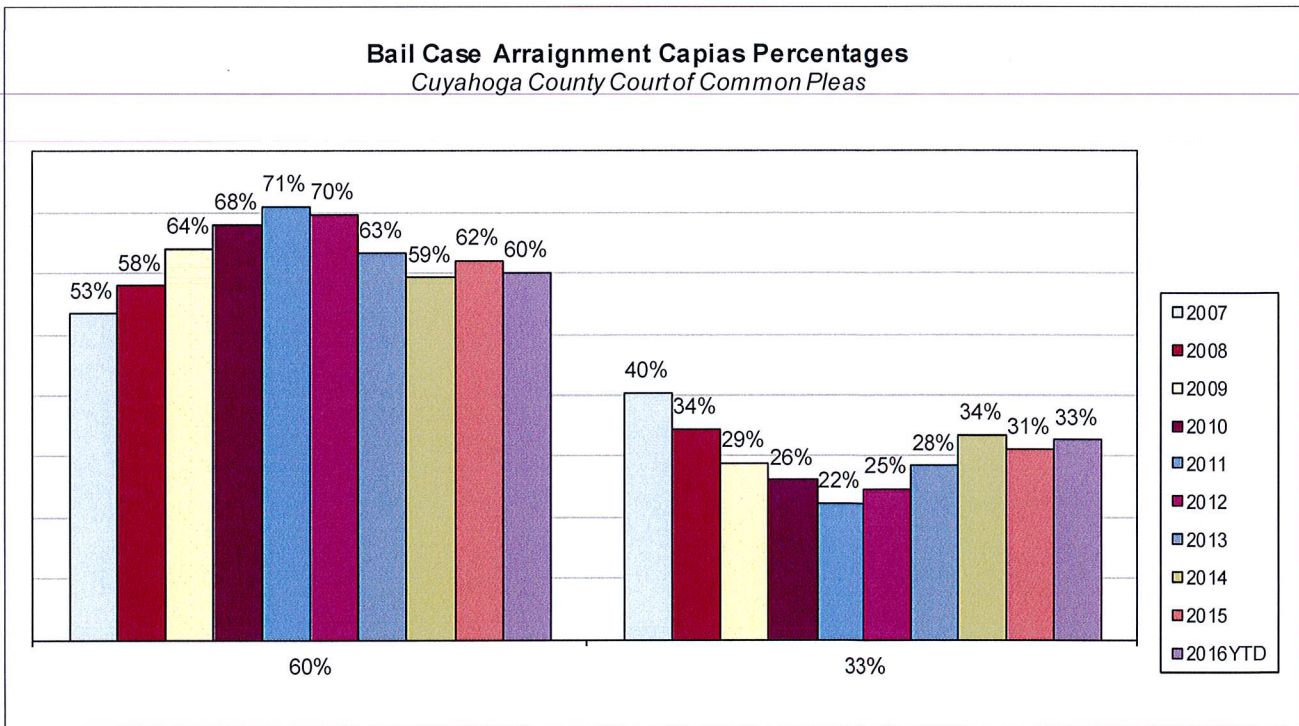
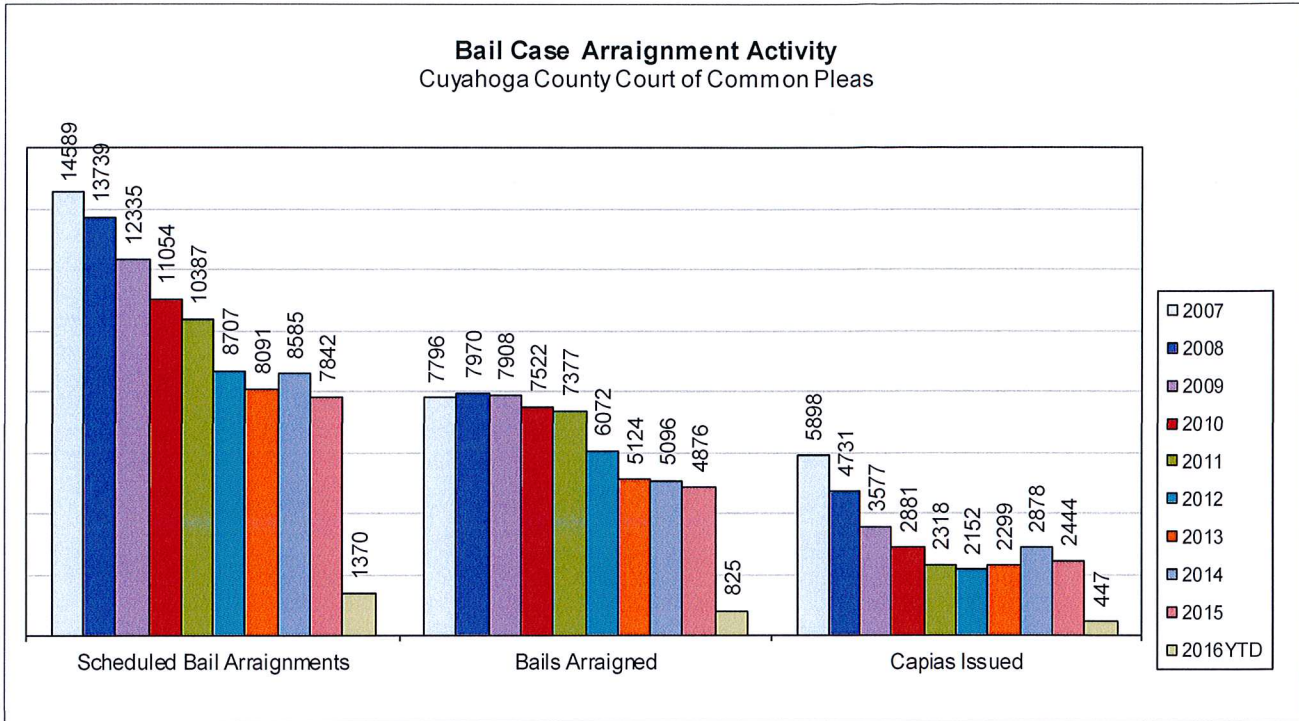
The following charts are reflective of Indictments and Informations filed with the Criminal Clerk of Courts from 2000. The source for this information was the Criminal Clerk's Office.



CUYAHOGA COUNTY COMMON PLEAS COURT

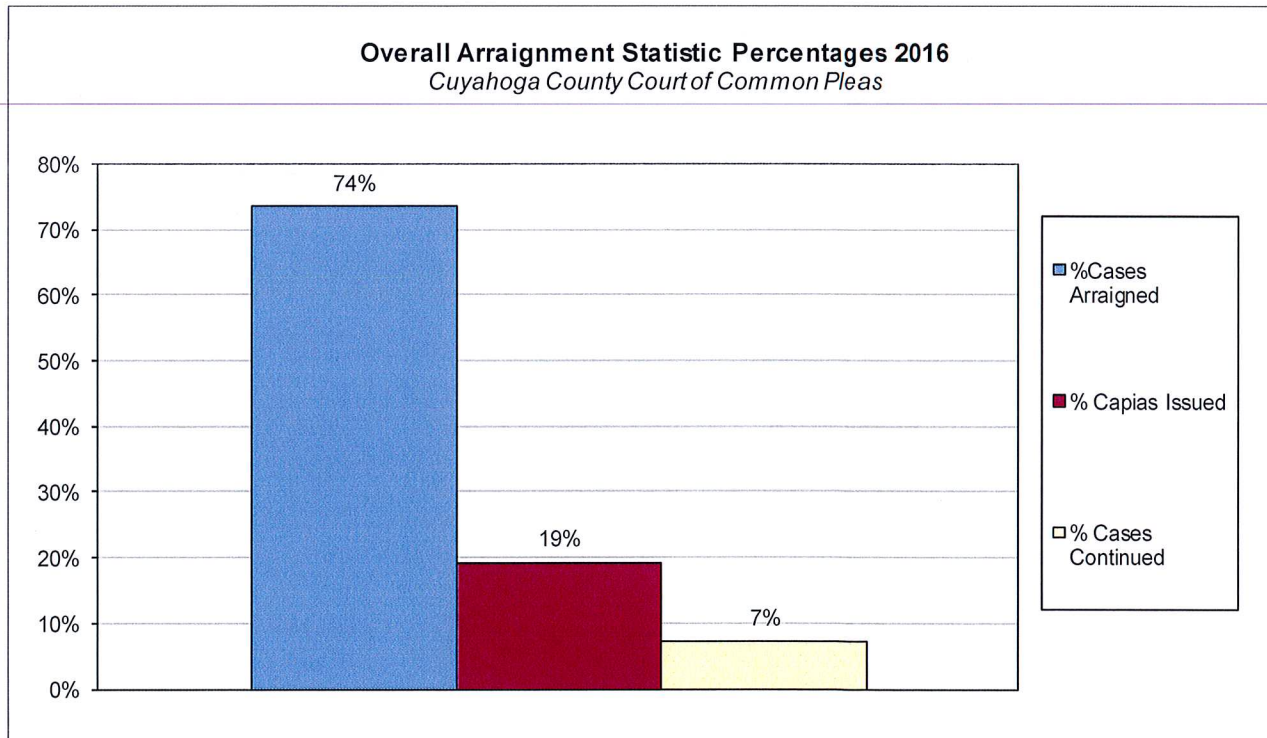
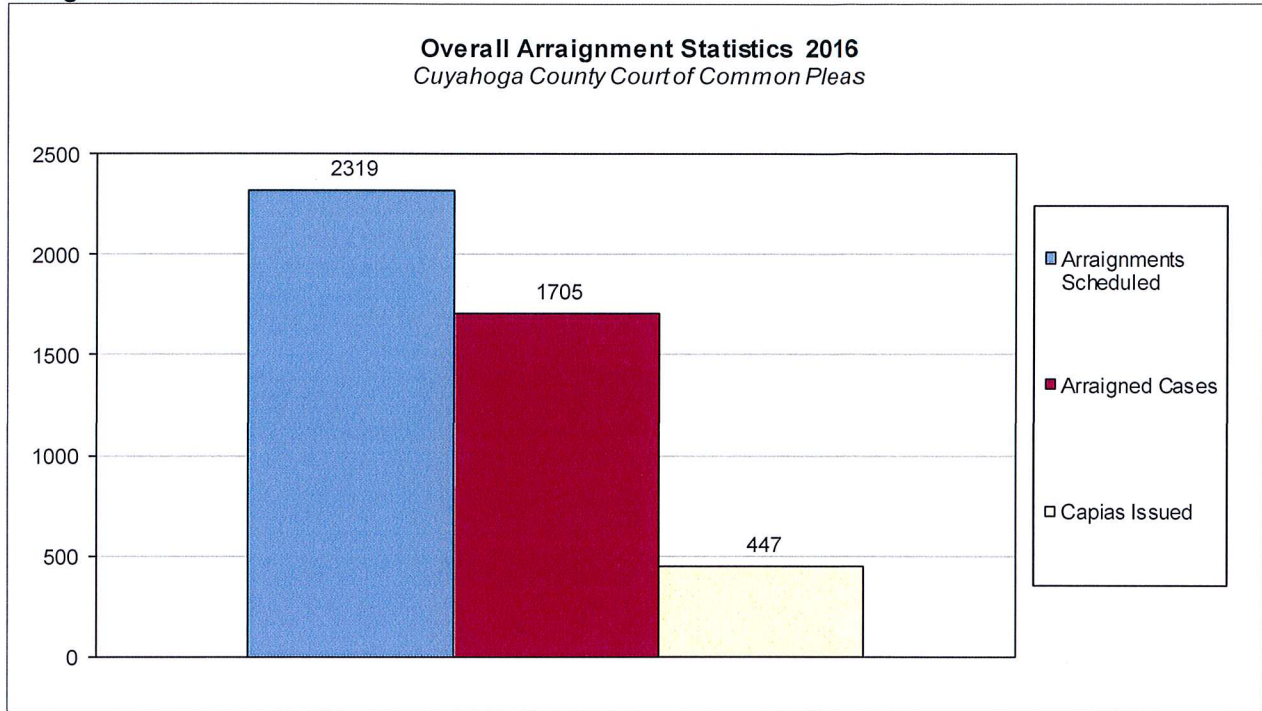
Bail Case Arraignment Activity

The following charts are reflective of arraignment activity where the defendant was not incarcerated at the time of arraignment. The source for this information was the Criminal Records Department.



Overall Arraignment Statistics

The arraignment statistics were provided by the Criminal Records Department. They are provided to give a representation of arraignment activity in the Court in 2016. These statistics include jail and non – jail arraignments.




Judicial Foreclosure Statistics¹

¹ For clarification purposes, Foreclosure cases in this report are identified as Judicial Foreclosure filings (filing codes 1460 (Foreclosure Marsh. Of Lien), 1465(Tax Lien), 1466 (Tax Certificate), 1470 (Quiet Title), and 1480 (Partition)). These cases are different from Board of Revision Foreclosures, which are not reported here.

CUYAHOGA COUNTY COMMON PLEAS COURT

Total Pending Judicial Foreclosure Cases Referred to Magistrates

The following chart is a display of the total number of pending Judicial Foreclosure cases referred to the Magistrates on specific dates. The table below shows the number of these cases pending from each year since 2000.




	As of:													
Year		2/10/2016	3/10/2016											
2000		0	0											
2001		0	0											
2002		0	0											
2003		2	2											
2004		0	0											
2005		0	0											
2006		0	0											
2007		1	1											
2008		2	2											
2009		5	5											
2010		4	5											
2011		9	8											
2012		43	39											
2013		101	86											
2014		483	401											
2015		3343	2914											
2016		865	1313											
Total		4858	4776											

CUYAHOGA COUNTY COMMON PLEAS COURT

Total Pending Tax Lien & Certificate Cases Referred to Magistrates

The following chart is a display of the number of pending tax Judicial Foreclosure cases referred to the Magistrates on specific dates. The table below shows the number of pending tax Judicial Foreclosure cases in each year since 2000.




	As of:	2/10/2016	3/10/2016											
Year														
2000		0	0											
2001		0	0											
2002		0	0											
2003		0	0											
2004		0	0											
2005		0	0											
2006		0	0											
2007		0	0											
2008		0	0											
2009		0	0											
2010		0	0											
2011		0	0											
2012		4	3											
2013		19	17											
2014		104	91											
2015		928	821											
2016		360	379											
Total		1415	1311											

CUYAHOGA COUNTY COMMON PLEAS COURT

Percentage of Pending Judicial Foreclosure Cases By Filing Year

The following chart is a representation of the total number of pending Judicial Foreclosure cases by filing year expressed as a percentage on a specific date. The table below is the supporting data for this chart.


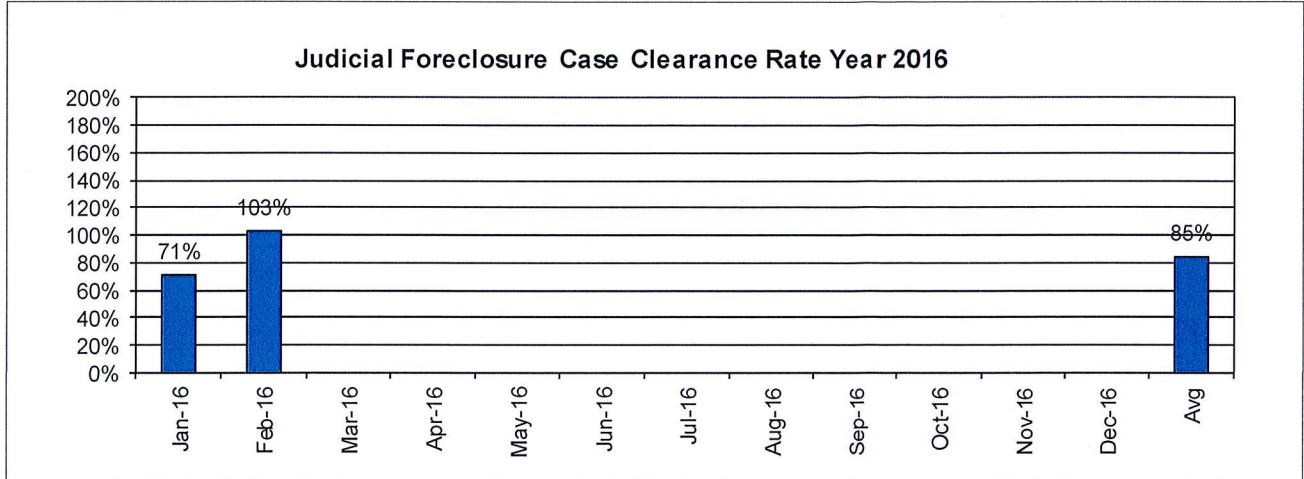


	As of:	3/10/2016	% of Total
Year			
2000		0	0.00%
2001		0	0.00%
2002		0	0.00%
2003		2	0.04%
2004		0	0.00%
2005		0	0.00%
2006		0	0.00%
2007		1	0.02%
2008		2	0.04%
2009		5	0.10%
2010		5	0.10%
2011		8	0.17%
2012		39	0.82%
2013		86	1.80%
2014		401	8.40%
2015		2914	61.01%
2016		1313	27.49%

CUYAHOGA COUNTY COMMON PLEAS COURT

Judicial Foreclosure Clearance Rate Year 2016

The Clearance Rate is the number of outgoing cases as a percentage of the number of incoming cases. Clearance rate measures whether the court is keeping up with its incoming caseload. If cases are not disposed in a timely manner, a backlog of cases awaiting disposition will grow. A Clearance Rate of 100% indicates that at least as many cases as have been filed, reopened, or reactivated in a period have been disposed.

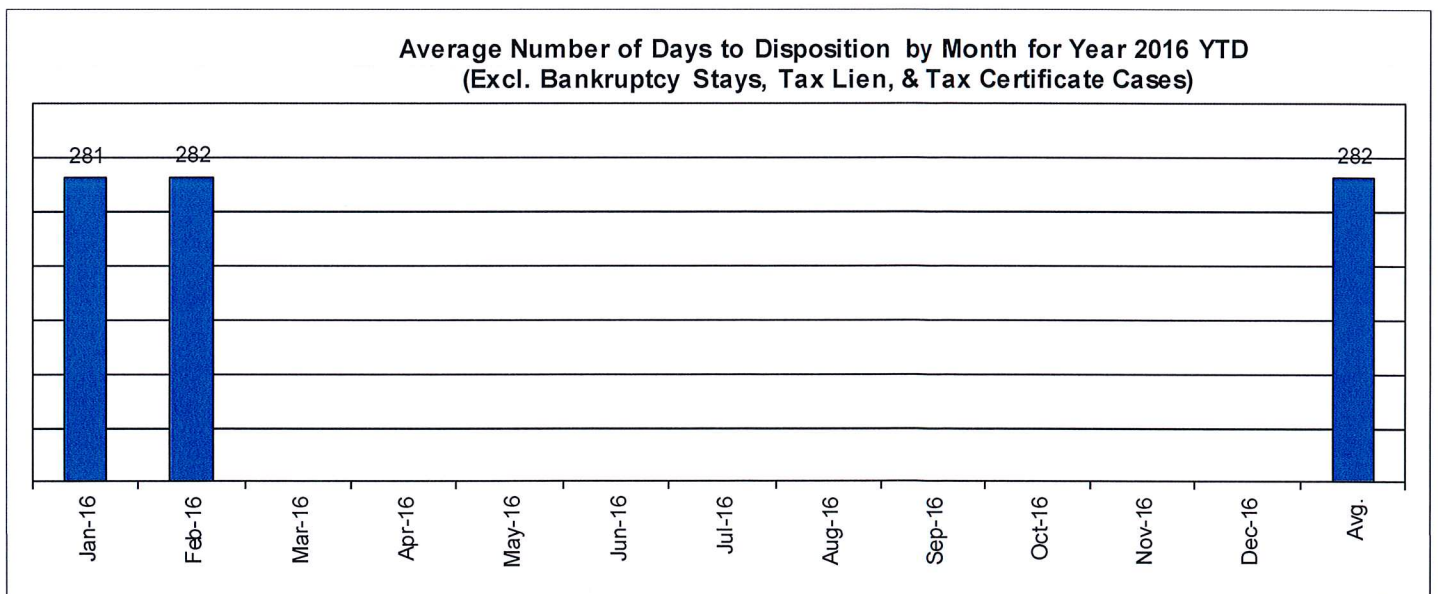
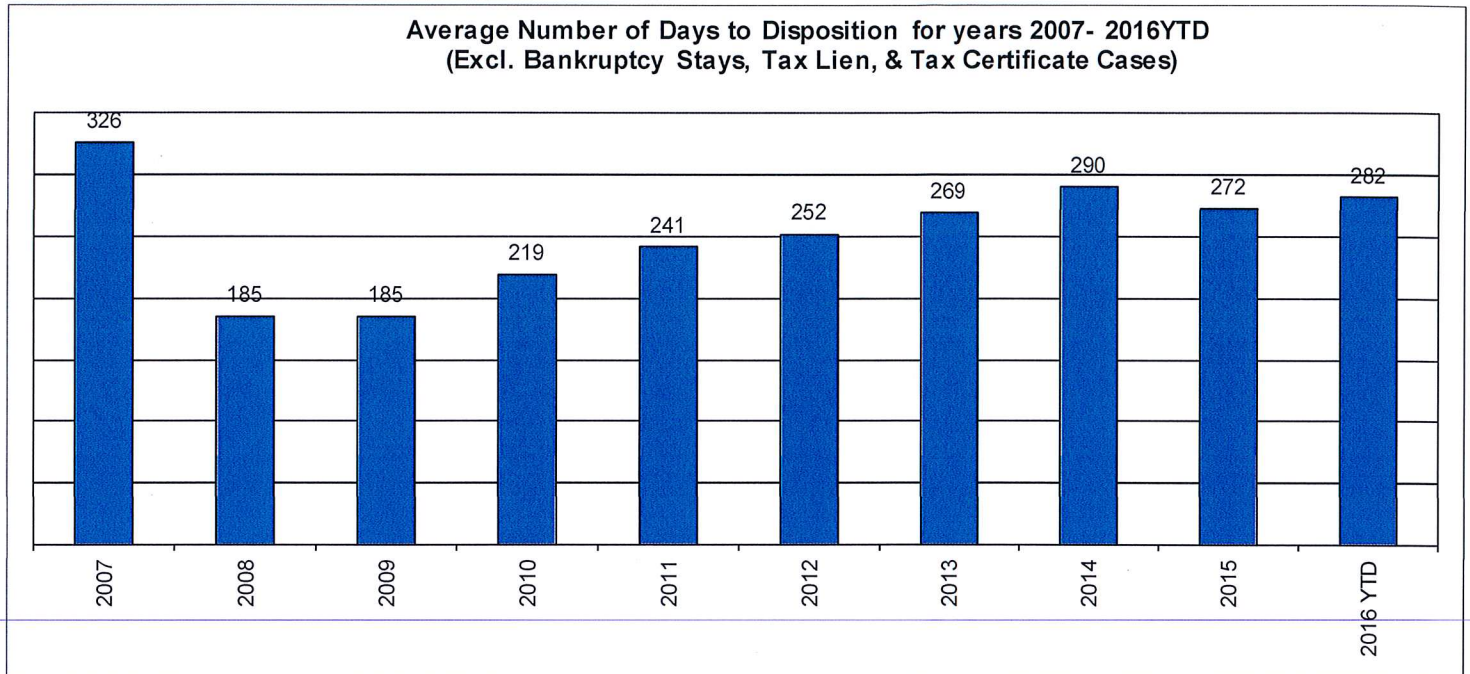


	Referrals & Reinstates	Dispositions	Clearance Rate
Jan-16	757	540	71%
Feb-16	559	576	103%
Mar-16			
Apr-16			
May-16			
Jun-16			
Jul-16			
Aug-16			
Sep-16			
Oct-16			
Nov-16			
Dec-16			
Avg	658	558	85%
Total	1316	1116	

CUYAHOGA COUNTY COMMON PLEAS COURT

Avg. Number of Days to Disp. (Excl. Bank. Stays & Tax Lien & Tax Cert.)

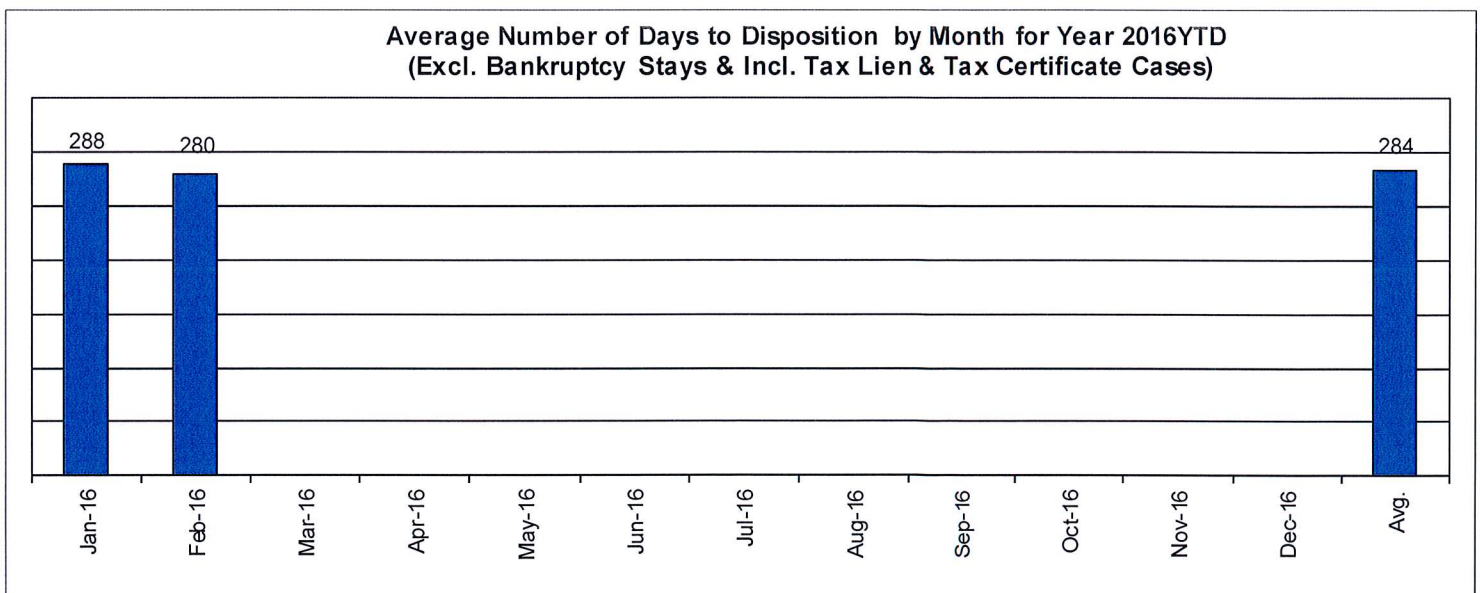
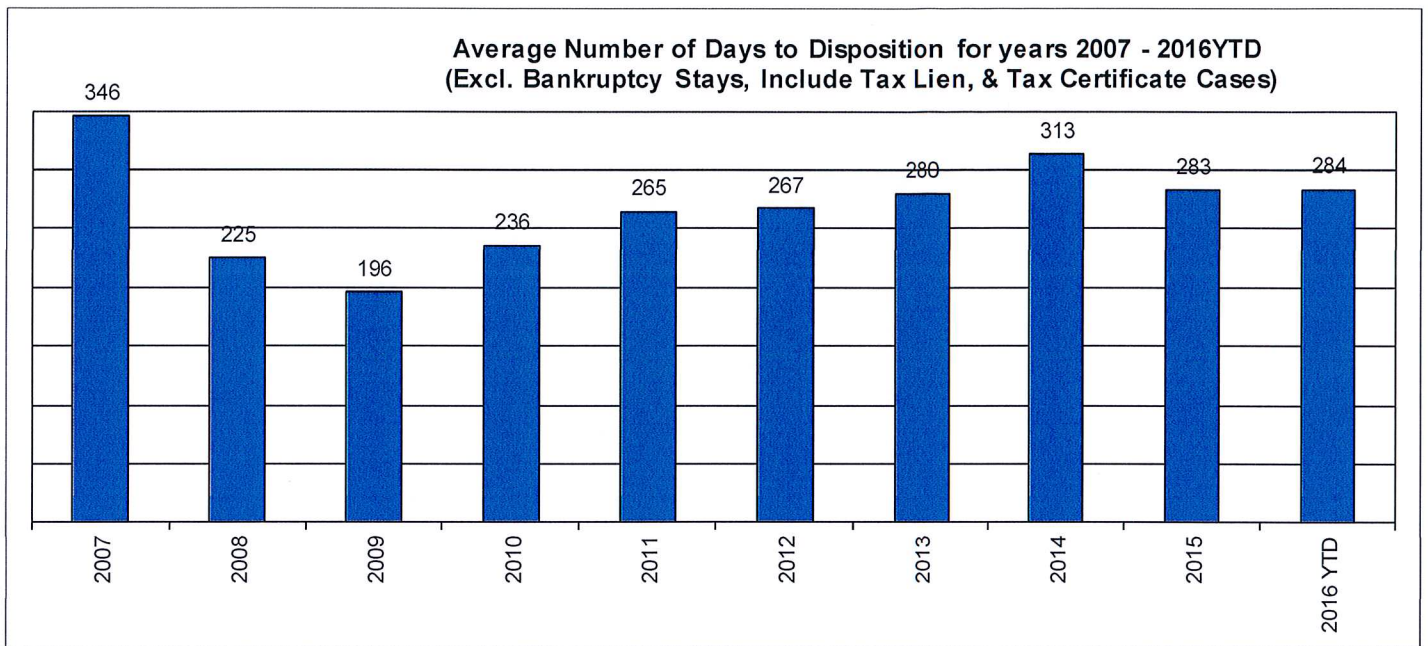
The average number of days to disposition is the number of days from filing to a final disposition entry being filed with the Clerk of Court. The data sample is based on all judicial foreclosure cases terminated by decree or dismissal (cases terminated by bankruptcy are not included) in a month. Each case is examined to determine the number of days between filing and termination with the periods that a case may have been in bankruptcy subtracted. Adding the total days of all of the cases minus bankruptcy periods and dividing by the total number of cases calculates the average. In the following chart, tax judicial foreclosure cases are excluded.



CUYAHOGA COUNTY COMMON PLEAS COURT

Avg. Number of Days to Disp. (Excl. Bank. Stays & Incl. Tax Lien & Tax Cert.)

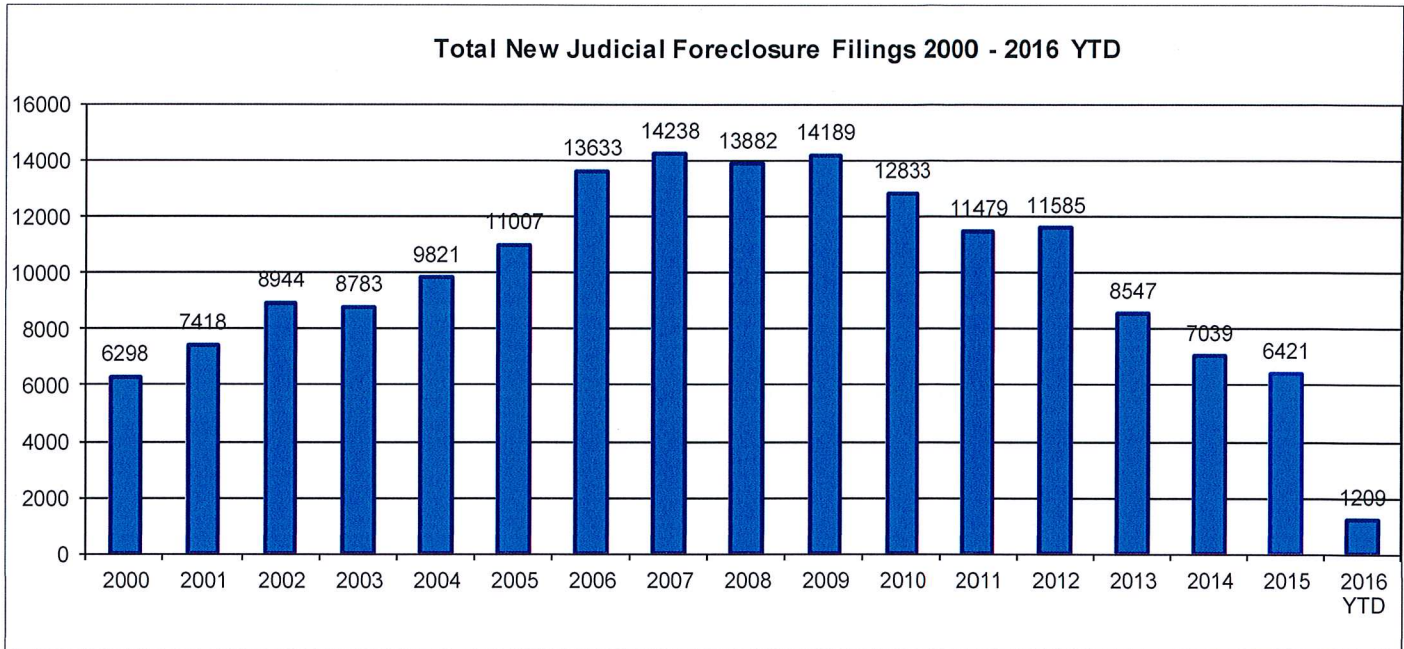
The average number of days to disposition is the number of days from filing to a final disposition entry being filed with the Clerk of Court. The data sample is based on all Judicial Foreclosure cases terminated by decree or dismissal (cases terminated by bankruptcy are not included) in a month. Each case is examined to determine the number of days between filing and termination with the periods that a case may have been in bankruptcy subtracted. Adding the total days of all of the cases minus bankruptcy periods and dividing by the total number of cases calculates the average. In the following chart, all types of Judicial Foreclosure cases are included.



Total New Judicial Foreclosure Filings

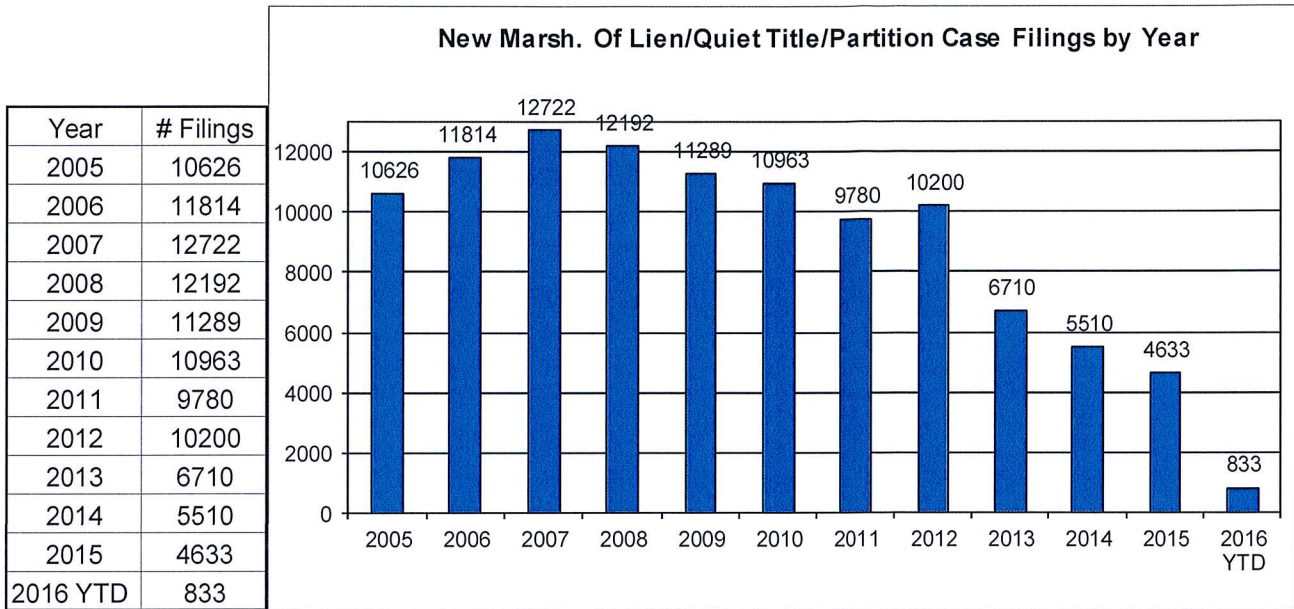
The following charts are provided as a historical view of new judicial foreclosure filings.

1. Total New Judicial Foreclosure Filings from 2000 – 2016 by year
2. Total New Marsh of Lien/Quiet Title/Partition Filings from 2005 – 2016 by month
3. Total New Tax Lien & Tax Certificate Filings for 2005 – 2016 by month
4. Total New Judicial Foreclosure Filings from 2005 – 2016 by month

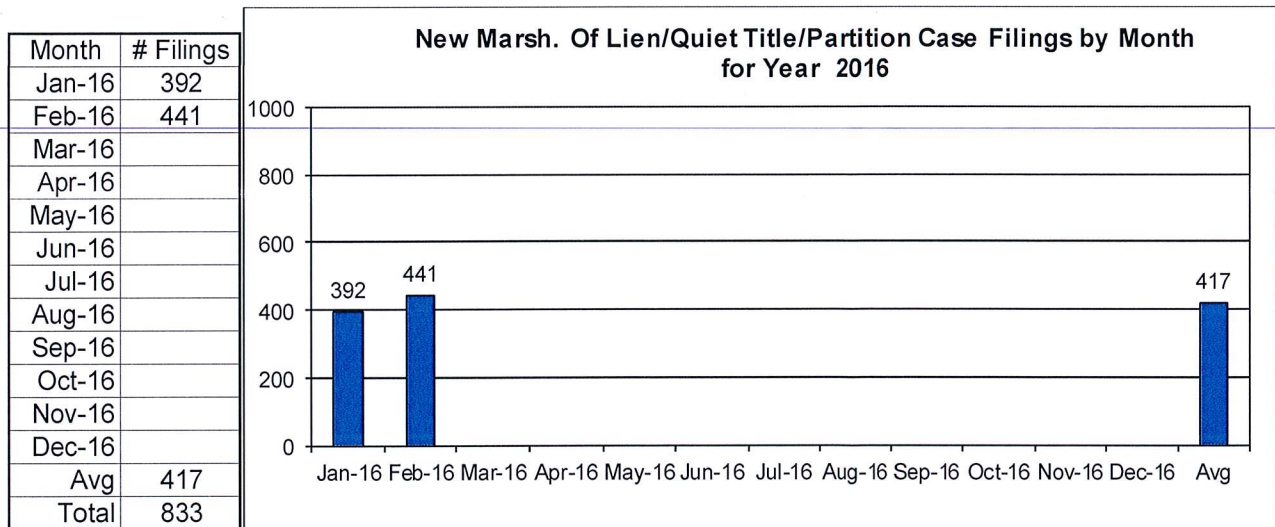


CUYAHOGA COUNTY COMMON PLEAS COURT

New Marsh of Lien/Quiet Title/Partition Case Filings for Years 2005 – 2016 YTD

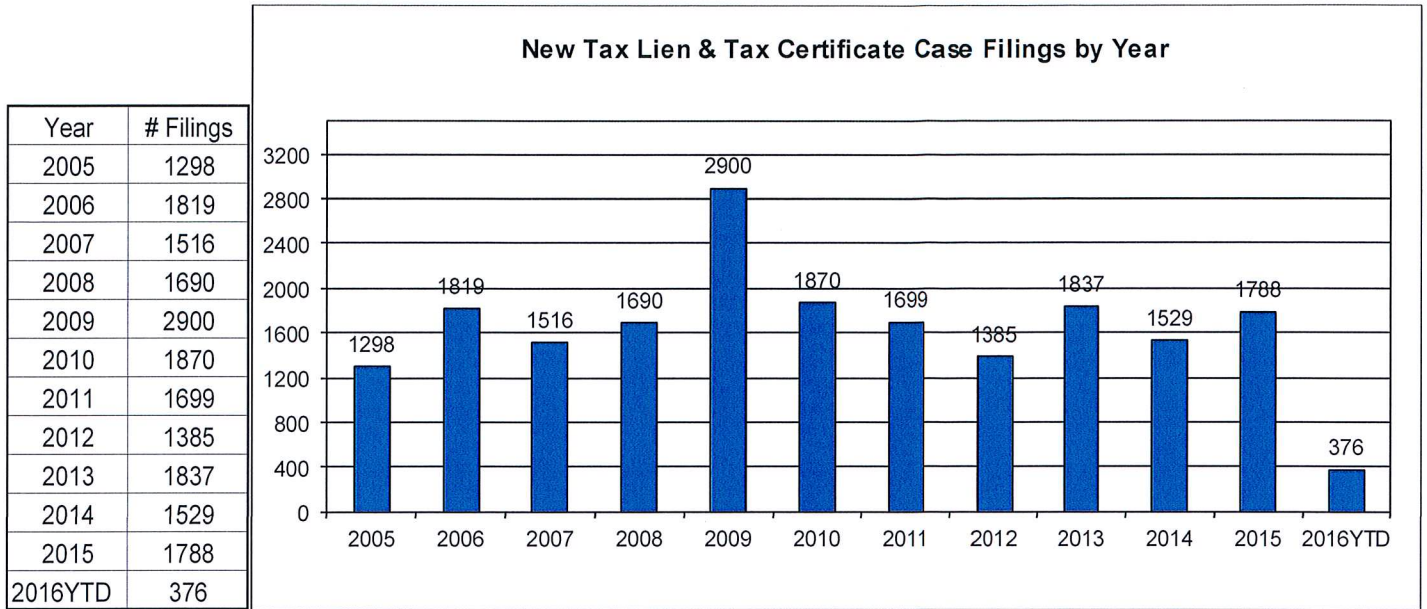


New Marsh of Lien/Quiet Title/Partition Case Filings by month for 2016 YTD




CUYAHOGA COUNTY COMMON PLEAS COURT

New Tax Lien & Certificate Filings for Years 2005 – 2016 YTD



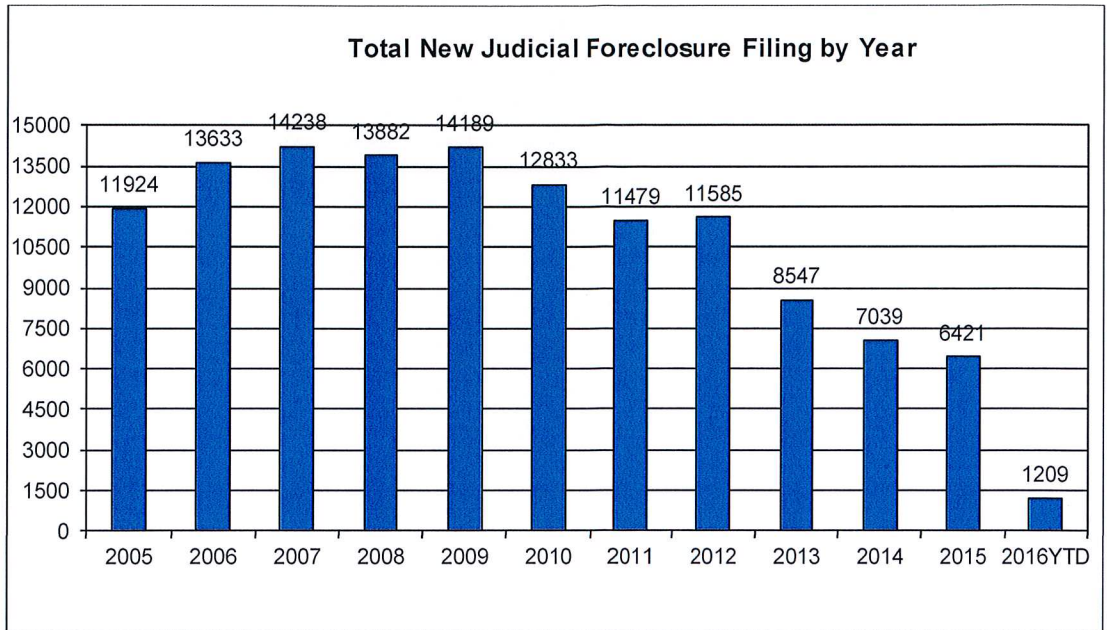
New Tax Lien & Certificate Filings by Month for Year 2016 YTD



CUYAHOGA COUNTY COMMON PLEAS COURT

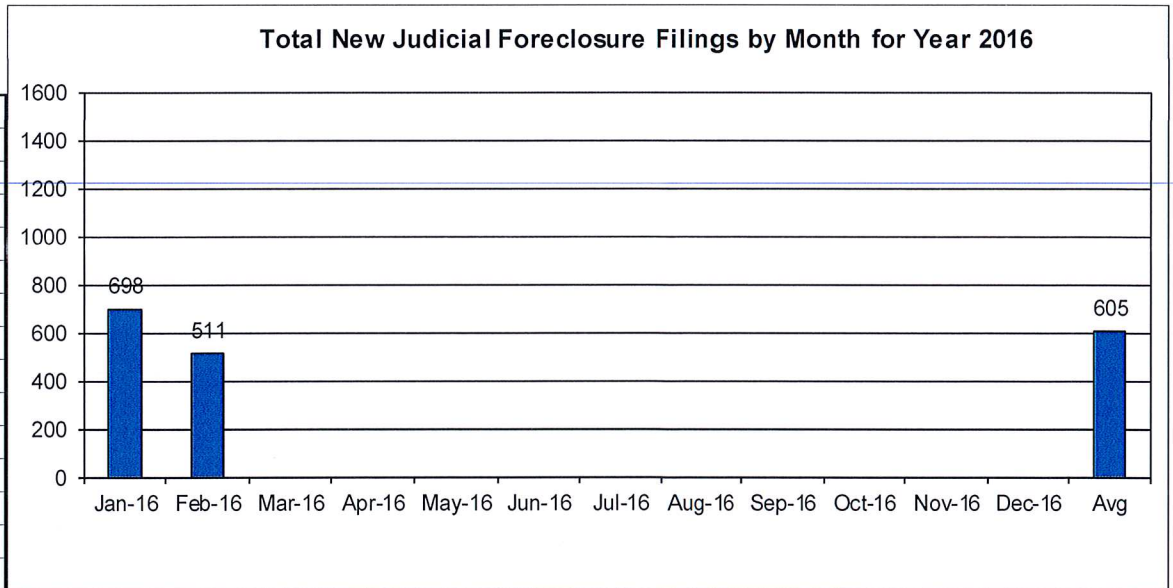
Total New Judicial Foreclosure Filings Years 2005 – 2016 YTD

Year	# Filings
2005	11924
2006	13633
2007	14238
2008	13882
2009	14189
2010	12833
2011	11479
2012	11585
2013	8547
2014	7039
2015	6421
2016 YTD	1209



Total New Judicial Foreclosure Filings by Month for Year 2016 YTD

Month	# Filings
Jan-16	698
Feb-16	511
Mar-16	
Apr-16	
May-16	
Jun-16	
Jul-16	
Aug-16	
Sep-16	
Oct-16	
Nov-16	
Dec-16	
Avg	605
Total	1209



Magistrate's Monthly Reports

The Magistrates' Monthly Report consists of 5 reports. Below is a description of each.

Magistrate's Monthly Supplemental Journal Entry Report (R415)

Retrieves total number of supplemental entries and Decrees of Confirmation of Sheriff's sale created during a specific period. A supplemental entry is any journal created by a magistrate, which does not close out a case. For example, any magistrate's order (MG) setting a hearing, any journal entry (JE) ruling on a motion, journals confirming Sheriff's sales, etc.).

Magistrate's Full Disposition Count by Magistrate Report (R413)

Retrieves total number of cases disposed of during a specific period. The dispositions are grouped by Magistrate and then broken down by the type of disposition (i. e. Default, Dismissed with Prejudice, Dismissed without Prejudice, etc.) This report can be printed three different ways. Including tax cases (Full Dispositions), excluding tax cases (Non-Tax Dispositions), and Tax cases only (Tax Dispositions).

Magistrate's Monthly Cases Referred/Reinstated Report (R418)

Retrieves newly filed cases referred to the Magistrates Dept. and cases previously disposed by the Magistrates Dept. that are reinstated and re-referred to the magistrates. The cases are separated by Tax (filing code 1465; Tax Judicial Foreclosure & 1466; Tax Certificate Judicial Foreclosure) and Non-Tax (1460; Judicial Foreclosure Marsh. Of Lien, 1480; Partition, 1470; Quiet Title, misc. (i. e. 1391; Contract Other, etc.).

Magistrate's Monthly Hearing Totals Report (R3146)

Retrieves total number of hearings held during one month. The hearings are grouped by Magistrate and then broken down by what type hearing was held (i. e. Default, Pretrial, etc.).

Magistrate's Monthly Case Load Report (R3147)

Retrieves individual caseload totals for individual magistrates during a specific period. The cases are grouped by magistrate and then broken down by case type (i. e. tax judicial foreclosure, tax certificate judicial foreclosure and non-tax judicial foreclosure).

SUPPLEMENTALS

AUGUSTYN	185
BAKER	351
BUCHA	215
DYKE	292
GAUNTNER	0
GONZALEZ	247
HIPPLEY	224
JACKSON A	219
JACKSON J	257
KLEIN	245
LUCAS	218
OLSZTYN	254
VOZAR	215
WEISS	338
UNACCOUNTED FOR	0

TOTAL 3260

CONFIRMATIONS

TOTAL 11

CUYAHOGA COUNTY COURT OF COMMON PLEAS
OFFICE OF THE MAGISTRATES
Full Disposition Count by Magistrate
 REPORTING PERIOD: FROM 02/01/2016 TO 02/29/2016

MagID	Dispose Type	Tax Cert.	Tax Treas.	Total
KCA	Bank	0	0	0
	Def	2	0	10
	Dism	0	0	11
	Ref. Vacate	0	0	0
	Court Trial	0	0	0
	Other	0	1	3
	MAG'S TOTAL		2	1

Decrees	368
Defaults	282
Other	85
Court Trial	1
Dismissals	183
Bankruptcy	25
Ref. Vacated	0
Grand Total	576

GDB	Bank	0	0	2
	Def	5	0	27
	Dism	1	1	21
	Ref. Vacate	0	0	0
	Court Trial	0	0	0
	Other	2	1	14
	MAG'S TOTAL		8	2

SMB	Bank	0	0	1
	Def	2	0	5
	Dism	1	0	7
	Ref. Vacate	0	0	0
	Court Trial	0	0	0
	Other	0	0	2
	MAG'S TOTAL		3	0

JTD	Bank	1	1	7
	Def	0	0	8
	Dism	1	2	8
	Ref. Vacate	0	0	0
	Court Trial	0	0	0
	Other	1	0	4
	MAG'S TOTAL		3	3

TG	Bank	0	0	0
	Def	3	0	18
	Dism	2	0	10
	Ref. Vacate	0	0	0
	Court Trial	0	0	0
	Other	0	4	7
	MAG'S TOTAL		5	4

KH	Bank	0	0	1
	Def	4	1	36
	Dism	3	1	18
	Ref. Vacate	0	0	0
	Court Trial	0	0	0
	Other	0	0	7
	MAG'S TOTAL		7	2

ARJ	Bank	0	1	2
	Def	3	0	21
	Dism	1	1	15
	Ref. Vacate	0	0	0
	Court Trial	0	0	1
	Other	1	4	7
	MAG'S TOTAL		5	6

JLJ	Bank	0	0	1
	Def	4	0	29
	Dism	4	0	16

DATE: 03/10/2016
TIME: 7:58 AM

CUYAHOGA COUNTY COURT OF COMMON PLEAS
OFFICE OF THE MAGISTRATES
Full Disposition Count by Magistrate
REPORTING PERIOD: FROM 02/01/2016 TO 02/29/2016

PAGE: 2
CMSR413

MagID	Dispose Type	Tax Cert.	Tax Treas.	Total
	Ref. Vacate	0	0	0
	Court Trial	0	0	0
	Other	0	0	2
	<u>MAG'S TOTAL</u>	8	0	<u>48</u>
<hr/>				
MK	Bank	0	0	4
	Def	4	0	32
	Dism	4	0	17
	Ref. Vacate	0	0	0
	Court Trial	0	0	0
	Other	0	3	6
	<u>MAG'S TOTAL</u>	8	3	<u>59</u>
<hr/>				
PL	Bank	1	0	5
	Def	16	0	35
	Dism	1	1	18
	Ref. Vacate	0	0	0
	Court Trial	0	0	0
	Other	2	7	14
	<u>MAG'S TOTAL</u>	20	8	<u>72</u>
<hr/>				
CEO	Bank	0	0	1
	Def	5	0	15
	Dism	0	1	13
	Ref. Vacate	0	0	0
	Court Trial	0	0	0
	Other	0	4	6
	<u>MAG'S TOTAL</u>	5	5	<u>35</u>
<hr/>				
TJV	Bank	0	0	1
	Def	5	0	30
	Dism	1	1	18
	Ref. Vacate	0	0	0
	Court Trial	0	0	0
	Other	0	1	4
	<u>MAG'S TOTAL</u>	6	2	<u>53</u>
<hr/>				
CW	Bank	0	0	0
	Def	6	0	16
	Dism	2	1	11
	Ref. Vacate	0	0	0
	Court Trial	0	0	0
	Other	1	2	9
	<u>MAG'S TOTAL</u>	9	3	<u>36</u>

DATE: 03/10/2016
TIME: 07:58 AM

CATAUGA COUNTY COURT OF COMMON PLEAS

OFFICE OF THE MAGISTRATES
MAGISTRATE'S MONTHLY REF/REIN CASES
FROM 02/01/2016 TO 02/29/2016

CMSR418

MAGISTRATE	NEW REFERRALS				REINSTATED			
	Tax Treas.	Tax Cert.	Non-Tax	Total	Tax Treas.	Tax Cert.	Non-Tax	Total
<u>AUGUSTYN/KEVIN/C</u>	0	3	27	30	0	0	1	1
<u>BAKER/GAIL/D</u>	1	13	34	48	0	1	2	3
<u>BUCHA/STEPHEN/M</u>	0	3	15	18	0	0	1	1
<u>DYKE/JOHN/T</u>	3	5	35	43	0	0	1	1
<u>GONZALEZ/TRACEY/</u>	0	1	46	47	0	1	1	2
<u>HIPPLEY/KEVIN/</u>	3	7	40	50	0	1	4	5
<u>JACKSON A/AMY/R</u>	1	6	39	46	0	0	3	3
<u>JACKSON J/JIM/L</u>	0	9	35	44	0	0	6	6
<u>KLEIN/MONICA/</u>	0	7	30	37	0	0	1	1
<u>LUCAS/PAUL/</u>	0	4	44	48	0	0	1	1
<u>OLSZTYN/CHRISTOPHER/E</u>	0	7	36	43	0	0	2	2
<u>VOZAR/THOMAS/J</u>	1	5	36	42	0	0	3	3
<u>WEISS/CAROL/</u>	1	5	27	33	0	1	0	1
<u>TOTAL</u>	10	75	444	529	0	4	26	30
<u>COMBINED TOTAL</u>		559						

Monthly Hearing Total 492

AUGUSTYN	
Default Hearings	13
Tax Hearings	1
Pretrials	12
<hr/>	
TOTAL:	26

BAKER	
Default Hearings	29
Tax Hearings	5
Pretrials	10
<hr/>	
TOTAL:	44

BUCHA	
Default Hearings	15
Tax Hearings	4
Pretrials	10
<hr/>	
TOTAL:	29

DYKE	
Default Hearings	19
Tax Hearings	10
Pretrials	11
<hr/>	
TOTAL:	40

GONZALEZ	
Default Hearings	28
Tax Hearings	1
Pretrials	8
<hr/>	
TOTAL:	37

HIPPLEY	
Default Hearings	23
Tax Hearings	1
Pretrials	8
<hr/>	
TOTAL:	32

JACKSON A	
Default Hearings	25
Tax Hearings	0
Pretrials	19
<hr/>	
TOTAL:	44

JACKSON J	
Default Hearings	23
Tax Hearings	1
Pretrials	10
<hr/>	
TOTAL:	34

KLEIN	
Default Hearings	31
Tax Hearings	1
Pretrials	7
<hr/>	
TOTAL:	39

LUCAS	
Default Hearings	23
Tax Hearings	4
Pretrials	15
<hr/>	

DATE: 03/10/2016
TIME: 07:59 AM

OFFICE OF THE MAGISTRATES
MAG MONTHLY HEARING TOTALS
Reporting Period: February 2016

PAGE: 2
CMSR3146

TOTAL:	42
OLSZTYN	
Default Hearings	24
Tax Hearings	4
Pretrials	4
<hr/>	
TOTAL:	32
VOZAR	
Default Hearings	30
Tax Hearings	2
Pretrials	15
<hr/>	
TOTAL:	47
WEISS	
Default Hearings	33
Tax Hearings	3
Pretrials	10
<hr/>	
TOTAL:	46

Magistrate Name	Non Tax Total	Tax Cert.	Tax Treas.	Total Tax	Total Cases
AUGUSTYN	131	31	27	58	189
BAKER	232	59	36	95	327
BUCHA	104	34	24	58	162
DYKE	204	43	45	88	292
GONZALEZ	238	51	57	108	346
HIPPLEY	289	76	51	127	416
JACKSON A	251	65	57	122	373
JACKSON J	265	56	51	107	372
KLEIN	224	44	53	97	321
LUCAS	270	66	94	160	430
OLSZTYN	192	48	34	82	274
VOZAR	338	67	46	113	451
WEISS	239	52	59	111	350
Non Tax Total:	2977	Cert.Tax Total: 692	Tax Treas. Total: 634	Total Tax: 1326	Total Cases: 4303

Report CMSR1062 - Judicial Foreclosure Statistics by Judge

Report CMSR1062 provides a list of judicial foreclosure case activity for each Judge. The report identifies how many cases were pending at the beginning of the period. The new cases filed and cases that were transferred in or reactivated are added to the number pending at the beginning of the period. It then shows the type and number of terminations for the period. The total terminations are subtracted from the total pending which provides the pending at the end of the period.

DATE: 03/10/2016
TIME: 07:49 AM

Foreclosure Statistics by Judge
Reporting Period: February 2016

PAGE: 1
CMSR1062

Judge

AMBROSE, DICK							
	Pending at Beg of Period		New Cases Filed	Cases Transferred In / Reactivated			Total
	103		11	4			118
Terminations							
	Bankruptcy	Default	RefVacated	Court Trial	Dismiss	Other	Total
	0	5	0	0	4	7	16
Total Pending at End of Period							102

ASTRAB, MICHAEL							
	Pending at Beg of Period		New Cases Filed	Cases Transferred In / Reactivated			Total
	148		17	6			171
Terminations							
	Bankruptcy	Default	RefVacated	Court Trial	Dismiss	Other	Total
	2	12	0	0	8	12	34
Total Pending at End of Period							137

BARKER, PAMELAA							
	Pending at Beg of Period		New Cases Filed	Cases Transferred In / Reactivated			Total
	162		17	9			188
Terminations							
	Bankruptcy	Default	RefVacated	Court Trial	Dismiss	Other	Total
	1	8	0	0	10	5	24
Total Pending at End of Period							164

BURNSIDE, JANET R							
	Pending at Beg of Period		New Cases Filed	Cases Transferred In / Reactivated			Total
	139		17	4			160
Terminations							
	Bankruptcy	Default	RefVacated	Court Trial	Dismiss	Other	Total
	0	2	0	0	5	10	17
Total Pending at End of Period							143

CALABRESE, DEENAR							
	Pending at Beg of Period		New Cases Filed	Cases Transferred In / Reactivated			Total
	121		14	2			137
Terminations							
	Bankruptcy	Default	RefVacated	Court Trial	Dismiss	Other	Total
	2	4	0	0	6	2	14
Total Pending at End of Period							123

CLANCY, MAUREEN							
	Pending at Beg of Period		New Cases Filed	Cases Transferred In / Reactivated			Total
	125		18	11			154
Terminations							
	Bankruptcy	Default	RefVacated	Court Trial	Dismiss	Other	Total
	0	5	0	0	4	4	13
Total Pending at End of Period							141

COLLIER-WILLIAMS, CASSANDRA							
	Pending at Beg of Period		New Cases Filed	Cases Transferred In / Reactivated			Total
	136		18	7			161
Terminations							
	Bankruptcy	Default	RefVacated	Court Trial	Dismiss	Other	Total
	0	9	0	0	8	3	20
Total Pending at End of Period							141

CORRIGAN, BRIAN J

Judge

	Pending at Beg of Period		New Cases Filed		Cases Transferred In / Reactivated		Total
	126		17		8		151
Terminations							
	Bankruptcy	Default	RefVacated	Court Trial	Dismiss	Other	Total
	0	9	0	0	3	8	20
	Total Pending at End of Period						131

CORRIGAN, PETER J

	Pending at Beg of Period		New Cases Filed		Cases Transferred In / Reactivated		Total
	126		12		2		140
Terminations							
	Bankruptcy	Default	RefVacated	Court Trial	Dismiss	Other	Total
	1	5	0	0	6	6	18
	Total Pending at End of Period						122

DONNELLY, MICHAEL P

	Pending at Beg of Period		New Cases Filed		Cases Transferred In / Reactivated		Total
	157		17		3		177
Terminations							
	Bankruptcy	Default	RefVacated	Court Trial	Dismiss	Other	Total
	2	14	0	0	8	11	35
	Total Pending at End of Period						142

FRIEDLAND, CAROLYN B

	Pending at Beg of Period		New Cases Filed		Cases Transferred In / Reactivated		Total
	134		14		3		151
Terminations							
	Bankruptcy	Default	RefVacated	Court Trial	Dismiss	Other	Total
	1	13	0	0	7	5	26
	Total Pending at End of Period						125

FRIEDMAN, STUART A

	Pending at Beg of Period		New Cases Filed		Cases Transferred In / Reactivated		Total
	164		18		1		183
Terminations							
	Bankruptcy	Default	RefVacated	Court Trial	Dismiss	Other	Total
	1	12	0	0	4	3	20
	Total Pending at End of Period						163

FUERST, NANCY A

	Pending at Beg of Period		New Cases Filed		Cases Transferred In / Reactivated		Total
	168		16		4		188
Terminations							
	Bankruptcy	Default	RefVacated	Court Trial	Dismiss	Other	Total
	0	7	0	0	7	7	21
	Total Pending at End of Period						167

GALL, STEVEN E

	Pending at Beg of Period		New Cases Filed		Cases Transferred In / Reactivated		Total
	129		16		7		152
Terminations							
	Bankruptcy	Default	RefVacated	Court Trial	Dismiss	Other	Total
	1	5	0	0	3	10	19
	Total Pending at End of Period						133

GALLAGHER, HOLLIE L

Judge

	Pending at Beg of Period		New Cases Filed		Cases Transferred In / Reactivated		Total
	106		20		11		137
Terminations							
	Bankruptcy	Default	RefVacated	Court Trial	Dismiss	Other	Total
	1	6	0	0	6	7	20
Total Pending at End of Period							117

GALLAGHER, SHANNON M							
	Pending at Beg of Period		New Cases Filed		Cases Transferred In / Reactivated		Total
	162		14		5		181
Terminations							
	Bankruptcy	Default	RefVacated	Court Trial	Dismiss	Other	Total
	1	17	0	0	5	13	36
Total Pending at End of Period							145

GAUL, DANIEL							
	Pending at Beg of Period		New Cases Filed		Cases Transferred In / Reactivated		Total
	160		16		5		181
Terminations							
	Bankruptcy	Default	RefVacated	Court Trial	Dismiss	Other	Total
	0	9	0	0	5	5	19
Total Pending at End of Period							162

JACKSON, MICHAEL E							
	Pending at Beg of Period		New Cases Filed		Cases Transferred In / Reactivated		Total
	119		11		3		133
Terminations							
	Bankruptcy	Default	RefVacated	Court Trial	Dismiss	Other	Total
	0	4	0	0	3	2	9
Total Pending at End of Period							124

MATIA, DAVID T							
	Pending at Beg of Period		New Cases Filed		Cases Transferred In / Reactivated		Total
	143		17		2		162
Terminations							
	Bankruptcy	Default	RefVacated	Court Trial	Dismiss	Other	Total
	0	10	0	0	8	14	32
Total Pending at End of Period							130

MCCLELLAND, ROBERT C							
	Pending at Beg of Period		New Cases Filed		Cases Transferred In / Reactivated		Total
	120		17		5		142
Terminations							
	Bankruptcy	Default	RefVacated	Court Trial	Dismiss	Other	Total
	1	7	0	0	11	8	27
Total Pending at End of Period							115

MCCORMICK, TIMOTHY							
	Pending at Beg of Period		New Cases Filed		Cases Transferred In / Reactivated		Total
	110		14		8		132
Terminations							
	Bankruptcy	Default	RefVacated	Court Trial	Dismiss	Other	Total
	0	6	0	0	3	4	13
Total Pending at End of Period							119

MCDONNELL, NANCY R

DATE: 03/10/2016
 TIME: 07:49 AM

Foreclosure Statistics by Judge
 Reporting Period: February 2016

PAGE: 4
 CMSR1062

Judge

	Pending at Beg of Period		New Cases Filed		Cases Transferred In / Reactivated		Total
	129		12		4		145
Terminations	Bankruptcy	Default	RefVacated	Court Trial	Dismiss	Other	Total
	0	8	0	0	5	7	20
Total Pending at End of Period							125

MCMONAGLE, MATTHEW A							
	Pending at Beg of Period		New Cases Filed		Cases Transferred In / Reactivated		Total
	137		16		3		156
Terminations	Bankruptcy	Default	RefVacated	Court Trial	Dismiss	Other	Total
	0	10	0	0	5	6	21
Total Pending at End of Period							135

O'DONNELL, JOHN P							
	Pending at Beg of Period		New Cases Filed		Cases Transferred In / Reactivated		Total
	135		11		3		149
Terminations	Bankruptcy	Default	RefVacated	Court Trial	Dismiss	Other	Total
	0	11	0	0	5	5	21
Total Pending at End of Period							128

RUSSO, JOHN J							
	Pending at Beg of Period		New Cases Filed		Cases Transferred In / Reactivated		Total
	55		7		0		62
Terminations	Bankruptcy	Default	RefVacated	Court Trial	Dismiss	Other	Total
	0	0	0	0	3	3	6
Total Pending at End of Period							56

RUSSO, JOSEPH D							
	Pending at Beg of Period		New Cases Filed		Cases Transferred In / Reactivated		Total
	129		19		2		150
Terminations	Bankruptcy	Default	RefVacated	Court Trial	Dismiss	Other	Total
	0	12	0	0	5	8	25
Total Pending at End of Period							125

RUSSO, MICHAEL J							
	Pending at Beg of Period		New Cases Filed		Cases Transferred In / Reactivated		Total
	148		16		5		169
Terminations	Bankruptcy	Default	RefVacated	Court Trial	Dismiss	Other	Total
	2	11	0	1	4	9	27
Total Pending at End of Period							142

RUSSO, NANCY MARGARET							
	Pending at Beg of Period		New Cases Filed		Cases Transferred In / Reactivated		Total
	93		18		2		113
Terminations	Bankruptcy	Default	RefVacated	Court Trial	Dismiss	Other	Total
	2	7	0	0	4	3	16
Total Pending at End of Period							97

SAFFOLD, SHIRLEY STRICKLAND

DATE: 03/10/2016
 TIME: 07:49 AM

Foreclosure Statistics by Judge
 Reporting Period: February 2016

PAGE: 5
 CMSR1062

Judge

Pending at Beg of Period		New Cases Filed		Cases Transferred In / Reactivated			Total
128		18		6			152
Terminations	Bankruptcy	Default	RefVacated	Court Trial	Dismiss	Other	Total
	1	9	0	0	5	9	24
Total Pending at End of Period							128
Pending at Beg of Period		New Cases Filed		Cases Transferred In / Reactivated			Total
133		14		4			151
Terminations	Bankruptcy	Default	RefVacated	Court Trial	Dismiss	Other	Total
	1	16	0	0	6	5	28
Total Pending at End of Period							123
Pending at Beg of Period		New Cases Filed		Cases Transferred In / Reactivated			Total
160		13		4			177
Terminations	Bankruptcy	Default	RefVacated	Court Trial	Dismiss	Other	Total
	0	13	0	0	7	10	30
Total Pending at End of Period							147
Pending at Beg of Period		New Cases Filed		Cases Transferred In / Reactivated			Total
105		11		5			121
Terminations	Bankruptcy	Default	RefVacated	Court Trial	Dismiss	Other	Total
	4	1	0	0	1	4	10
Total Pending at End of Period							111
Pending at Beg of Period		New Cases Filed		Cases Transferred In / Reactivated			Total
105		12		4			121
Terminations	Bankruptcy	Default	RefVacated	Court Trial	Dismiss	Other	Total
	0	5	0	0	4	5	14
Total Pending at End of Period							107
Pending at Beg of Period		New Cases Filed		Cases Transferred In / Reactivated			Total
137		13		7			157
Terminations	Bankruptcy	Default	RefVacated	Court Trial	Dismiss	Other	Total
	1	10	0	0	3	6	20
Total Pending at End of Period							137

Monthly Summary

MONTHLY SUMMARY

February 2016

NAME	PEND	ASSIGNED			TRIALS						DISP	PENDING				+	-
		CV	CR	TOT	JURY			COURT				CV	FR	CR	TOT		
					CV	CR	TOT	CV	CR	TOT		CV	FR	CR	TOT		
Dick Ambrose	437	50	25	75	1	0	1	0	0	0	65	250	100	97	447	-10	
Michael K. Astrab	461	54	28	82	0	0	0	0	0	0	77	208	137	121	466	-5	
Pamela A. Barker	416	53	26	79	1	0	1	0	0	0	82	188	164	61	413	+3	
Janet R. Burnside	445	49	29	78	0	0	0	0	1	1	55	225	142	101	468	-23	
Deena R. Calabrese	434	53	23	76	1	2	3	0	0	0	68	224	123	95	442	-8	
Maureen Clancy	386	57	38	95	0	0	0	0	1	1	67	185	141	88	414	-28	
Cassandra Collier-Willia	456	53	30	83	0	0	0	0	1	1	91	183	141	124	448	+8	
Brian J. Corrigan	502	52	31	83	0	2	2	0	1	1	81	259	130	115	504	-2	
Peter J. Corrigan	490	49	29	78	0	0	0	0	0	0	87	218	122	141	481	+9	
Michael P. Donnelly	442	54	33	87	0	0	0	0	0	0	92	201	142	94	437	+5	
Carolyn B. Friedland	498	51	29	80	1	1	2	0	0	0	87	226	125	140	491	+7	
Stuart A. Friedman	453	46	27	73	0	0	0	0	0	0	86	179	163	98	440	+13	
Nancy A. Fuerst	440	52	23	75	0	1	1	0	0	0	81	191	167	76	434	+6	
Steven E. Gall	412	51	38	89	0	1	1	0	0	0	82	193	133	93	419	-7	
Hollie L. Gallagher	381	59	23	82	0	1	1	0	0	0	81	195	117	70	382	-1	
Shannon M. Gallagher	439	54	26	80	0	0	0	0	0	0	70	230	143	76	449	-10	
Daniel Gaul	529	54	33	87	0	0	0	0	0	0	82	232	162	140	534	-5	
Michael E Jackson	527	50	43	93	1	1	2	1	1	2	61	247	124	188	559	-32	
David T. Matia	414	45	29	74	0	0	0	0	0	0	95	180	130	83	393	+21	
Robert C. McClelland	506	49	45	94	0	0	0	1	0	1	96	259	115	130	504	+2	
Timothy McCormick	372	57	29	86	0	0	0	0	0	0	62	195	118	83	396	-24	
Nancy R. McDonnell	401	49	26	75	0	2	2	0	0	0	89	189	124	74	387	+14	
Matthew A McMonagle	393	49	34	83	1	0	1	0	1	1	82	146	132	116	394	-1	
John P. O'Donnell	428	49	27	76	0	2	2	0	0	0	76	227	127	74	428	0	
John J. Russo	191	22	6	28	0	0	0	0	0	0	44	101	56	18	175	+16	
Joseph D. Russo	469	49	33	82	0	2	2	0	0	0	94	201	125	131	457	+12	
Michael J. Russo	406	52	29	81	0	1	1	0	1	1	86	191	141	69	401	+5	
Nancy Margaret Russo	236	52	22	74	1	0	1	0	0	0	63	99	97	51	247	-11	
Shirley Strickland Saffold	436	50	32	82	0	1	1	0	0	0	76	187	128	127	442	-6	
Brendan J. Sheehan	375	47	28	75	0	3	3	0	0	0	104	150	123	73	346	+29	
John D. Sutula	605	53	34	87	1	0	1	0	2	2	120	282	146	144	572	+33	
Kathleen Ann Sutula	372	53	28	81	0	1	1	0	0	0	71	181	111	90	382	-10	
Joan Synenberg	396	47	27	74	1	0	1	0	0	0	94	194	106	76	376	+20	
José A. Villanueva	515	52	32	84	0	0	0	0	0	0	81	240	137	141	518	-3	
TOTALS	14663	1716	995	2711	9	21	30	2	9	11	2728	6856	4392	3398	14646	+17	

Year to Date Summary

SUMMARY FOR THE COURT

January - February 2016

NAME	PEND	ASSIGNED			TRIALS						DISP	PENDING				+	-
		CV	CR	TOT	JURY			COURT				CV	FR	CR	TOT		
					CV	CR	TOT	CV	CR	TOT		CV	FR	CR	TOT		
Dick Ambrose	435	106	52	158	1	0	1	0	0	0	146	250	100	97	447	-12	
Michael K. Astrab	485	107	51	158	0	0	0	0	0	0	177	208	137	121	466	+19	
Pamela A. Barker	426	109	53	162	1	0	1	0	1	1	175	188	164	61	413	+13	
Janet R. Burnside	436	105	61	166	0	0	0	1	1	2	134	225	142	101	468	-32	
Deena R. Calabrese	453	109	56	165	1	5	6	0	0	0	176	224	123	95	442	+11	
Maureen Clancy	374	120	63	183	0	1	1	0	1	1	143	185	141	88	414	-40	
Cassandra Collier-Willia	456	113	59	172	0	0	0	0	1	1	180	183	141	124	448	+8	
Brian J. Corrigan	483	108	58	166	0	2	2	0	1	1	145	259	130	115	504	-21	
Peter J. Corrigan	466	106	59	165	1	0	1	0	0	0	150	218	122	141	481	-15	
Michael P. Donnelly	426	115	60	175	0	0	0	0	0	0	164	201	142	94	437	-11	
Carolyn B. Friedland	483	103	67	170	1	1	2	0	0	0	162	226	125	140	491	-8	
Stuart A. Friedman	450	99	52	151	0	0	0	0	0	0	161	179	163	98	440	+10	
Nancy A. Fuerst	432	106	58	164	0	2	2	0	0	0	162	191	167	76	434	-2	
Steven E. Gall	429	107	65	172	0	1	1	0	0	0	182	193	133	93	419	+10	
Hollie L. Gallagher	374	120	54	174	0	2	2	0	0	0	166	195	117	70	382	-8	
Shannon M. Gallagher	427	114	51	165	0	0	0	0	0	0	143	230	143	76	449	-22	
Daniel Gaul	513	114	67	181	0	0	0	0	0	0	160	232	162	140	534	-21	
Michael E Jackson	517	109	80	189	1	2	3	1	1	2	147	247	124	188	559	-42	
David T. Matia	439	100	60	160	0	0	0	0	0	0	206	180	130	83	393	+46	
Robert C. McClelland	511	106	71	177	0	0	0	2	1	3	184	259	115	130	504	+7	
Timothy McCormick	361	113	54	167	0	1	1	0	0	0	132	195	118	83	396	-35	
Nancy R. McDonnell	393	106	61	167	0	2	2	0	1	1	173	189	124	74	387	+6	
Matthew A McMonagle	391	100	58	158	1	0	1	0	1	1	155	146	132	116	394	-3	
John P. O'Donnell	438	110	50	160	2	2	4	0	0	0	170	227	127	74	428	+10	
John J. Russo	177	52	21	73	0	0	0	0	0	0	75	101	56	18	175	+2	
Joseph D. Russo	461	110	54	164	0	2	2	0	1	1	168	201	125	131	457	+4	
Michael J. Russo	404	107	54	161	0	1	1	0	1	1	164	191	141	69	401	+3	
Nancy Margaret Russo	238	104	45	149	2	0	2	0	0	0	140	99	97	51	247	-9	
Shirley Strickland Saffold	415	111	65	176	0	1	1	0	0	0	149	187	128	127	442	-27	
Brendan J. Sheehan	361	102	48	150	0	3	3	0	0	0	165	150	123	73	346	+15	
John D. Sutula	575	105	58	163	1	0	1	0	2	2	166	282	146	144	572	+3	
Kathleen Ann Sutula	372	113	51	164	0	1	1	0	0	0	154	181	111	90	382	-10	
Joan Synenberg	416	104	54	158	1	0	1	0	0	0	198	194	106	76	376	+40	
José A. Villanueva	486	108	76	184	1	2	3	0	1	1	152	240	137	141	518	-32	
TOTALS	14503	3621	1946	5567	14	31	45	4	14	18	5424	6856	4392	3398	14646	-143	

Corrections/Adjustments
