



***Statistics Report
September 2015***

***John J. Russo
Administrative and Presiding Judge***

TABLE OF CONTENTS

Criminal Statistics

Newly Filed, Re-Activated and Transferred in Cases _____	4
Yearly Criminal Terminations _____	5
Pending Criminal Cases End of Period _____	6
Clearance Rate _____	7
Arrest to Disposition Timeline _____	8
Average Arrest to Disposition Timeline (Jail Cases) _____	9
Average Arrest to Disposition Timeline (Non-Jail Cases) _____	10
Average Arrest to Disposition Timeline (Jail and Non-Jail Cases) _____	11
Yearly Average Arrest to Disposition Timeline _____	12
Indictments and Informations Filed With the Clerk of Courts _____	13
Bail Case Arraignment Activity _____	14
Overall Arraignment Statistics _____	15

Foreclosure Statistics

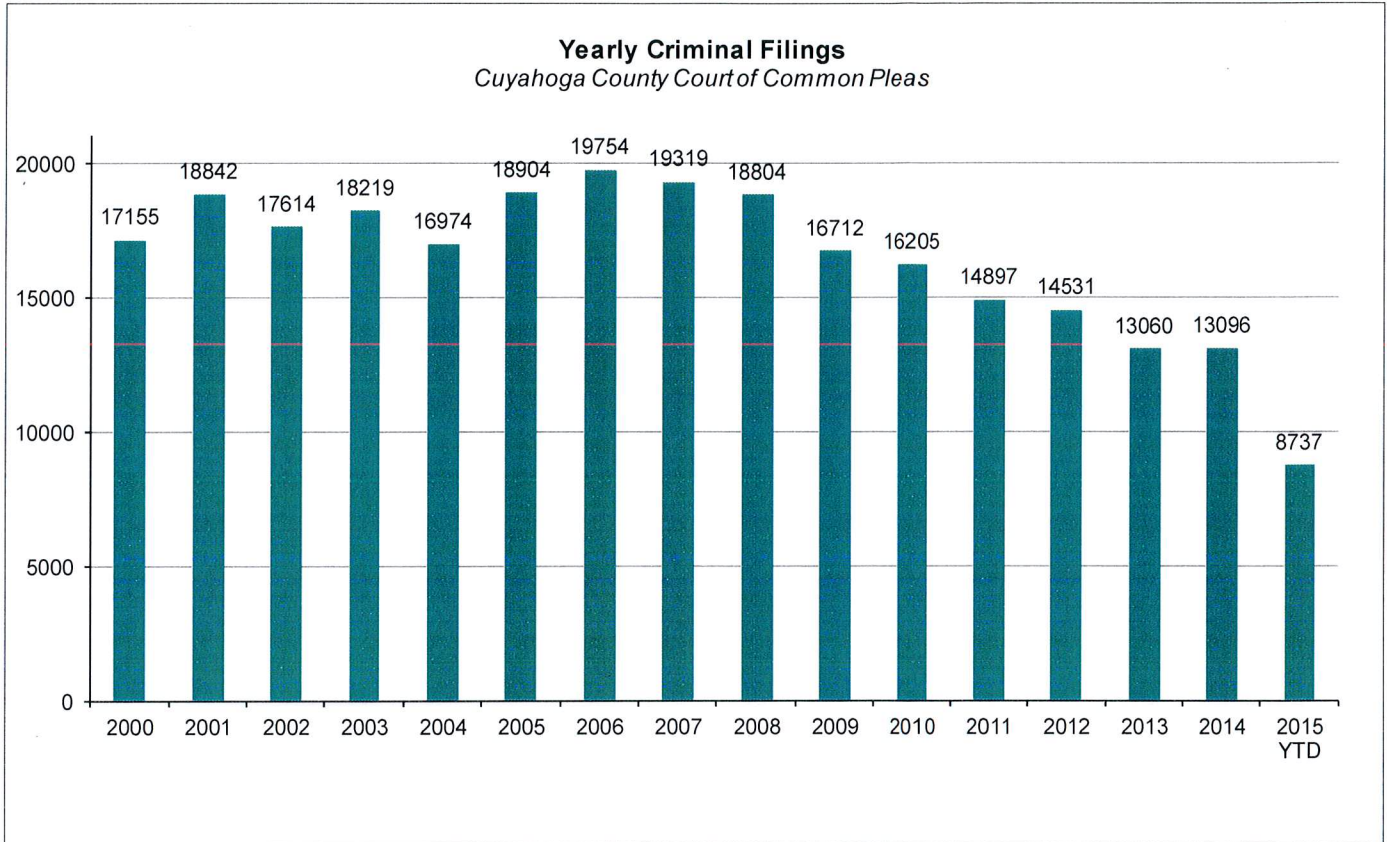
Total Pending Judicial Foreclosure Cases Referred to Magistrates _____	17
Total Pending Tax Lien & Certificate Cases Referred to Magistrates _____	18
Percentage of Pending Judicial Foreclosure Cases By Filing Year _____	19
Judicial Foreclosure Clearance Rate Year 2015 _____	20
Avg. Number of Days to Disp. (Excl. Bank. Stays & Tax Lien & Tax Cert.) _____	21
Avg. Number of Days to Disp. (Excl. Bank. Stays & Incl. Tax Lien & Tax Cert.) _____	22
Total New Judicial Foreclosure Filings _____	23
New Marsh of Lien/Quiet Title/Partition Case Filings for Years 2005 – 2015 YTD _____	24
New Marsh of Lien/Quiet Title/Partition Case Filings by month for 2015 YTD _____	24
New Tax Lien & Certificate Filings for Years 2005 – 2015 YTD _____	25
New Tax Lien & Certificate Filings by Month for Year 2015 YTD _____	25
Total New Judicial Foreclosure Filings Years 2005 – 2015 YTD _____	26
Total New Judicial Foreclosure Filings by Month for Year 2015 YTD _____	26
Magistrate's Monthly Reports _____	27
Report CMSR1062 - Judicial Foreclosure Statistics by Judge _____	35
Monthly Summary _____	41
Year to Date Summary _____	43
Corrections/Adjustments _____	45

Criminal Case Statistics

CUYAHOGA COUNTY COMMON PLEAS COURT

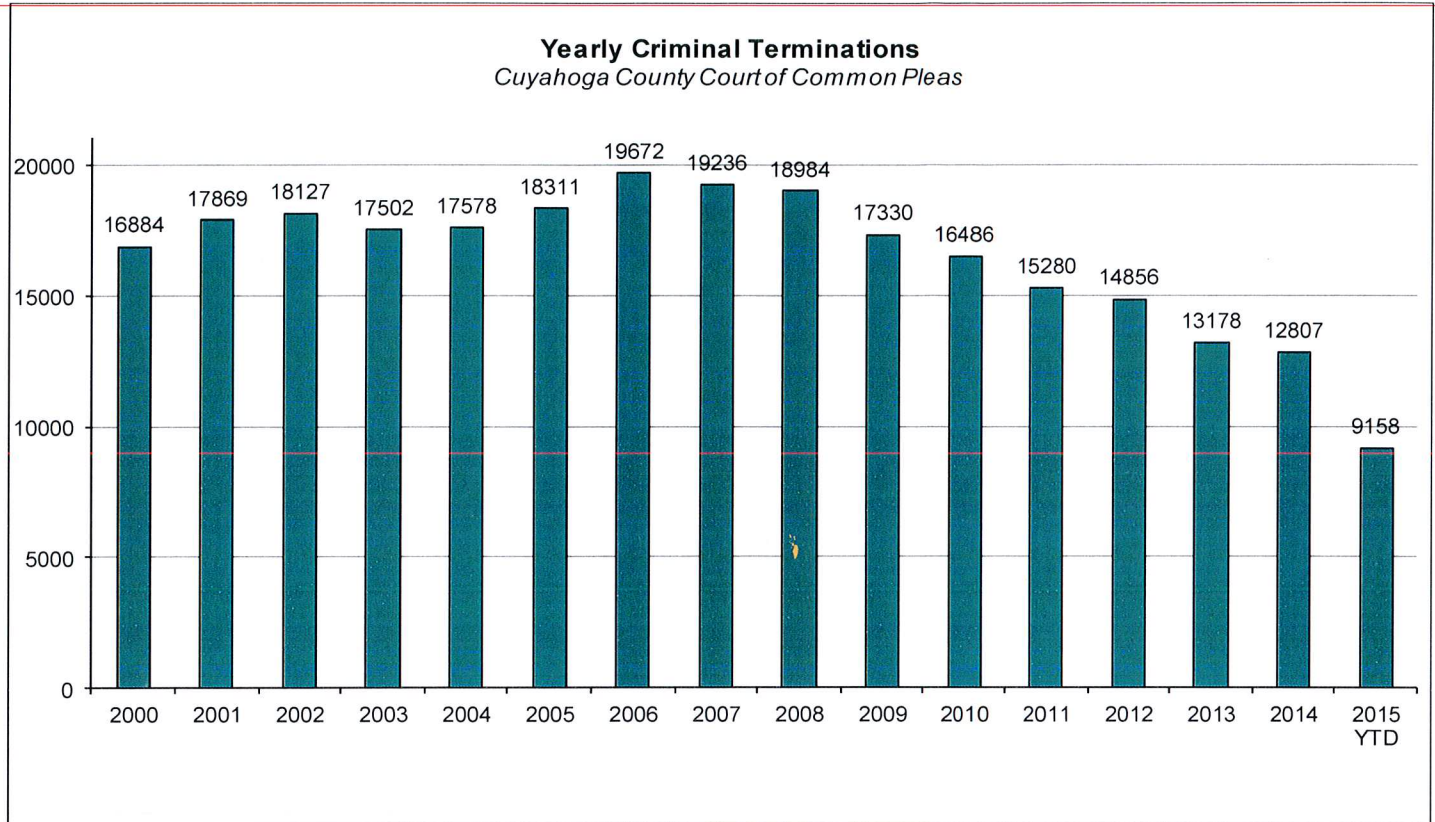
Newly Filed, Re-Activated and Transferred in Cases

The following chart is a representation of all filed cases in Cuyahoga County Court of Common Pleas from 2000 – September 2015. Newly filed cases are defined as having been arraigned and assigned to a Judge. Re-activated cases are defined as cases where a defendant was unavailable for trial and has now become ready to proceed. Transferred cases are defined as cases moved from one judge's docket to another. This could be due to re-assignment to a Mental Health Judge or after additional information indicates that by Court rule, the case should have been assigned to another Judge.



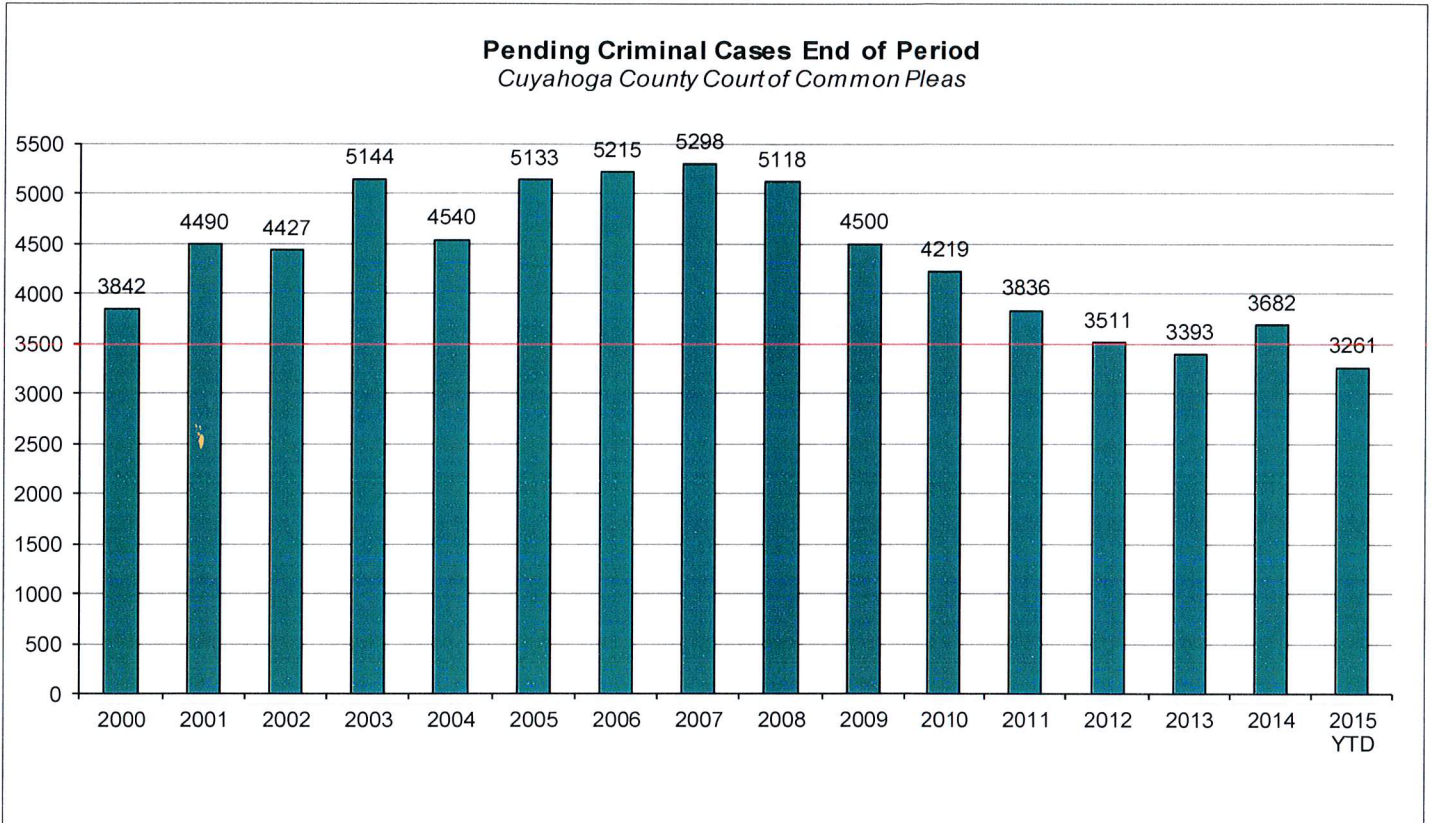
Yearly Criminal Terminations

The following chart represents cases that have been terminated by the court from 2000 – September 2015. These cases have been terminated either by trial; plea, dismissal or a defendant is unavailable for trial or sentencing.



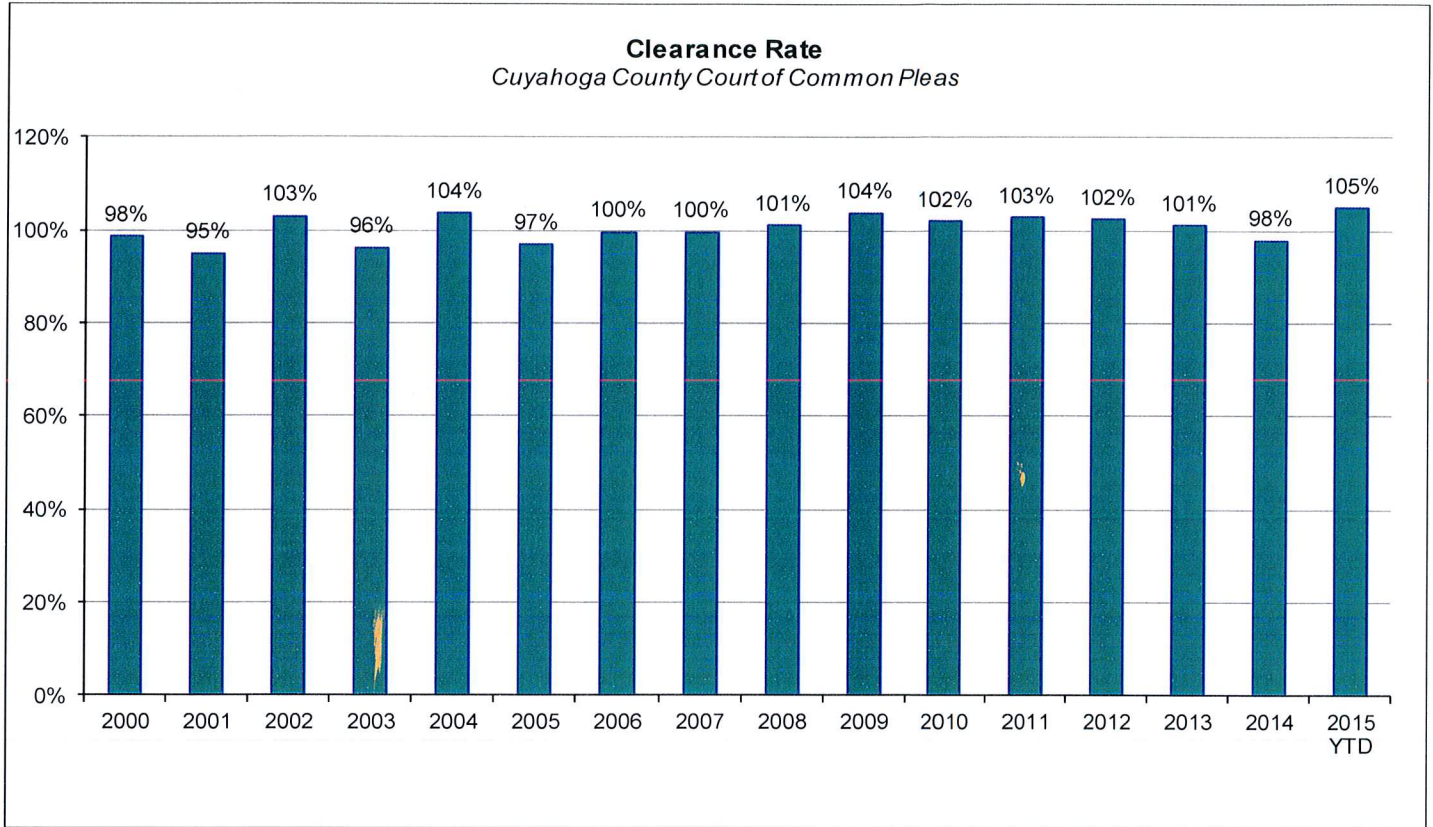
Pending Criminal Cases End of Period

The following chart represents the total number of cases pending at the end of the reporting period from 2000 – September 2015. Pending criminal cases at the end of the period is determined by adding the total number of pending cases at the beginning of the reporting period, and all newly filed, re-activated and transferred in cases. The total number of cases terminated in the period is subtracted from the sum total pending at the beginning of the period to give the value pending at the end of the period.



Clearance Rate

The Clearance Rate is the total number of outgoing cases as a percentage of the number of incoming cases. Clearance rate measures whether the court is keeping up with its incoming caseload. If cases are not disposed in a timely manner, a backlog of cases awaiting disposition will grow. A Clearance Rate of 100% indicates that at least as many cases have been filed, reopened, or reactivated in a period have been disposed.



Arrest to Disposition Timeline

Arrest to disposition timeline is a method to measure how felony cases flow through the Cuyahoga County Criminal Justice System. By capturing how long a case takes to move from stage to stage, we can examine where problems may exist and where potential improvements in case processing can be made.

The source data was extracted from the Cuyahoga County Court of Common Pleas Case Management System. The overall population of sample data was based on cases terminated in a given month excluding cases that have gone through diversion programs. A case is defined as a defendant and all charges involved in a single incident. The period for the extracted data is from September 2015.

The stages examined were:

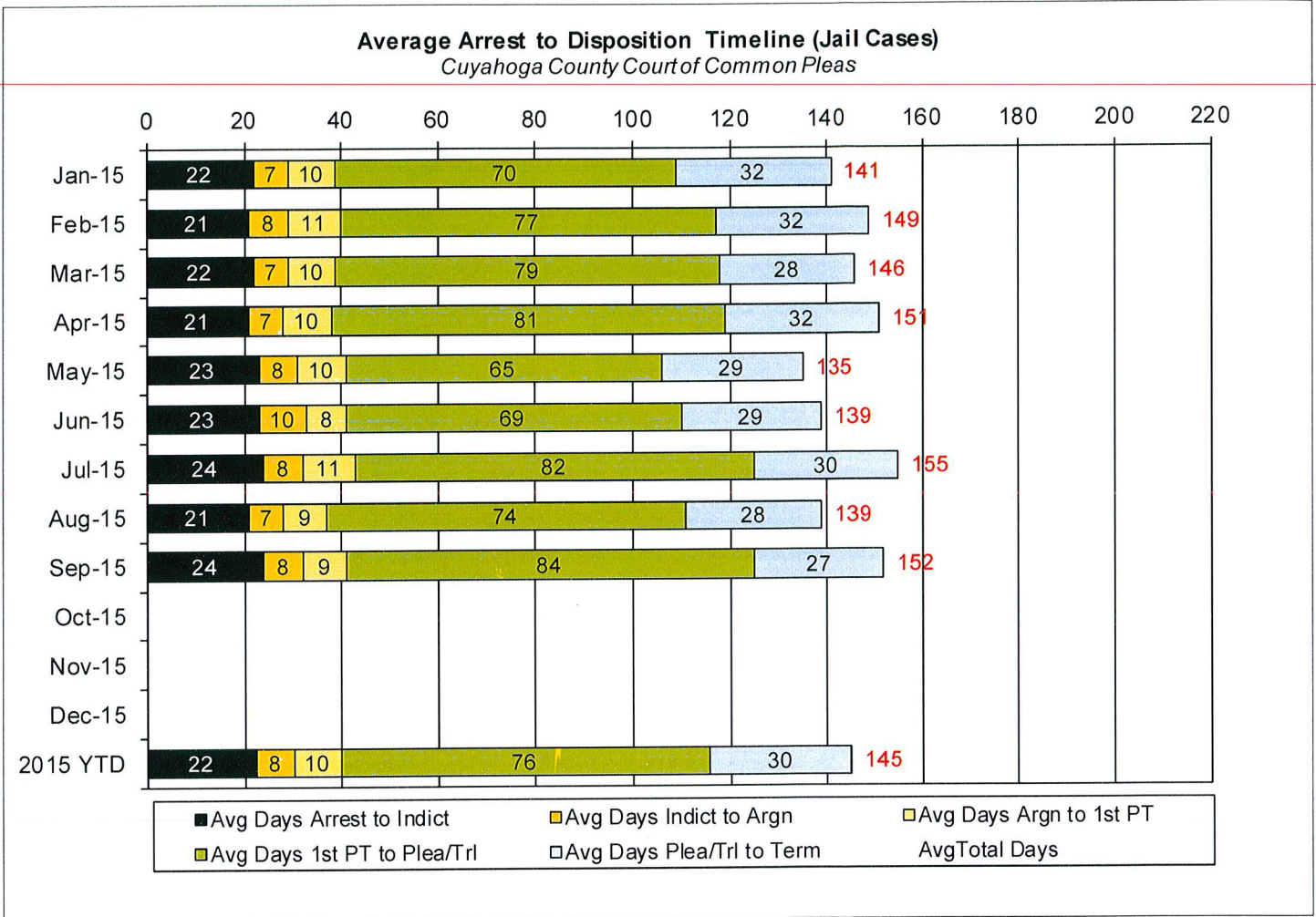
- Arrest to Indictment
- Indictment to Arraignment
- Arraignment to 1st Pre-Trial
- 1st Pre-Trial to Plea/Trial
- Plea/Trial to Termination

Due to the fact that each case may or may not have all of the stage date elements, a method to arrive at stage averages was applied. For a case to be included in the average for a stage there would need to be both dates for the given stage. A case would be included in the Arrest to Indictment stage if both arrest date and indictment date were available. This method was applied to each of the five stages. Next we calculated the total number of cases that met the date criteria for each of the ranges and also the total number of days between each date. To arrive at an average, the total number of days for each case in each range was calculated and divided by the total number of cases that met the date criteria. If a case had a time period or periods where the defendant was capiased or referred to the Psych Clinic, that amount of time was subtracted from the appropriate range. For re-indicted cases, the original arrest date is used.

The following three charts are for Jail, Non-Jail and combined Jail and Non-Jail cases. Jail and Non-Jail cases are defined by the posting of bond prior to plea or trial.

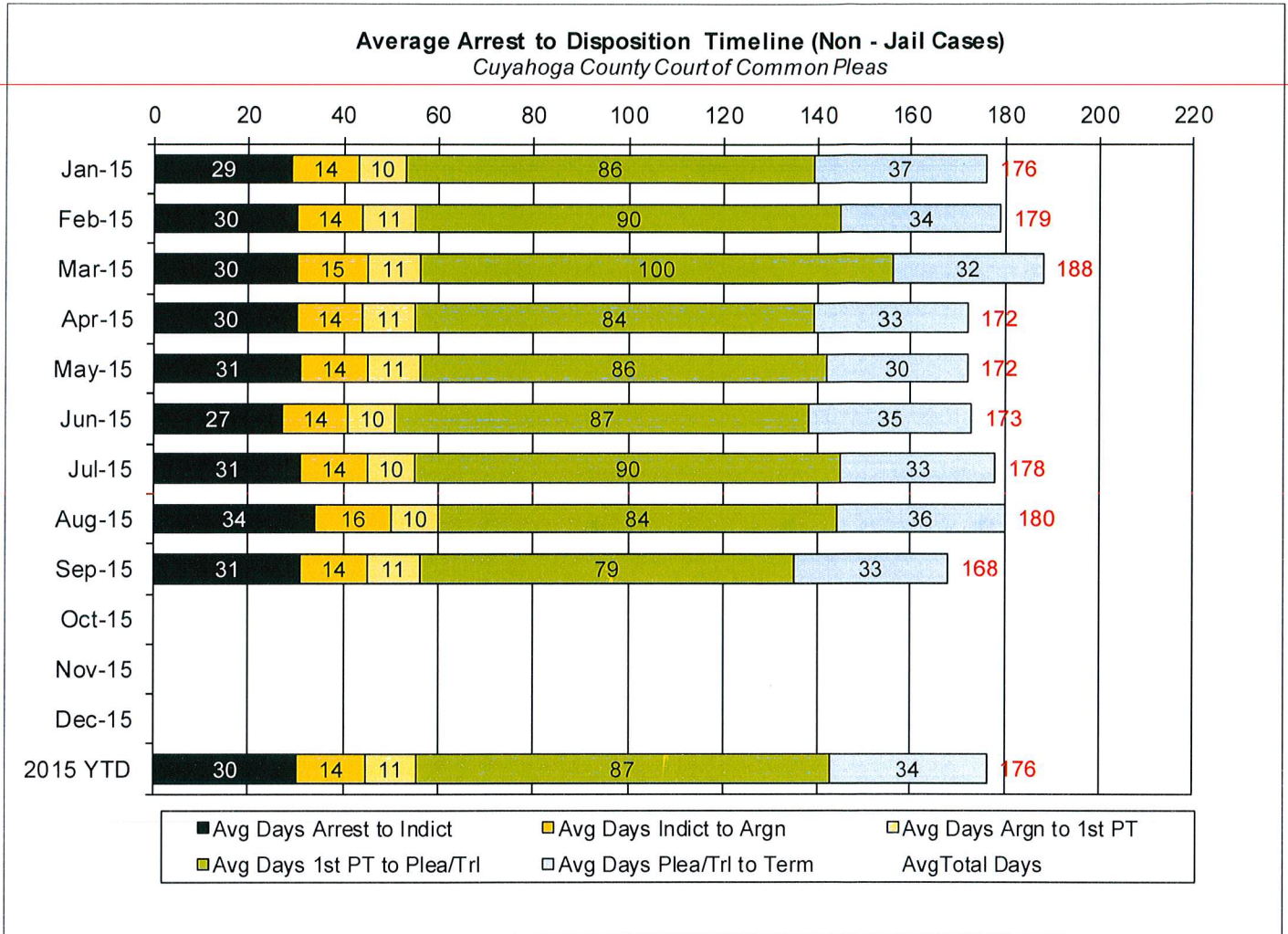
CUYAHOGA COUNTY COMMON PLEAS COURT

Average Arrest to Disposition Timeline (Jail Cases)



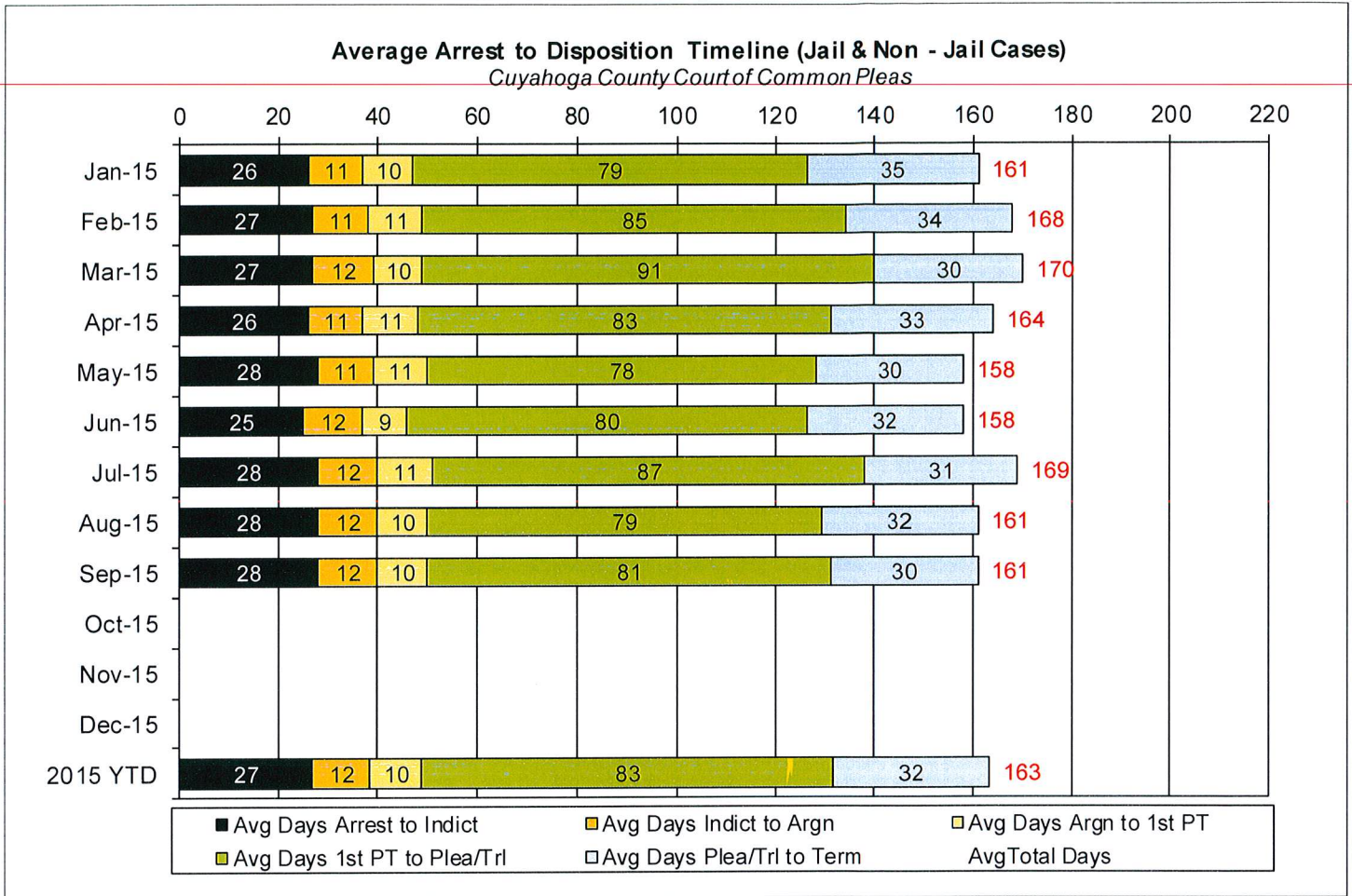
CUYAHOGA COUNTY COMMON PLEAS COURT

Average Arrest to Disposition Timeline (Non-Jail Cases)



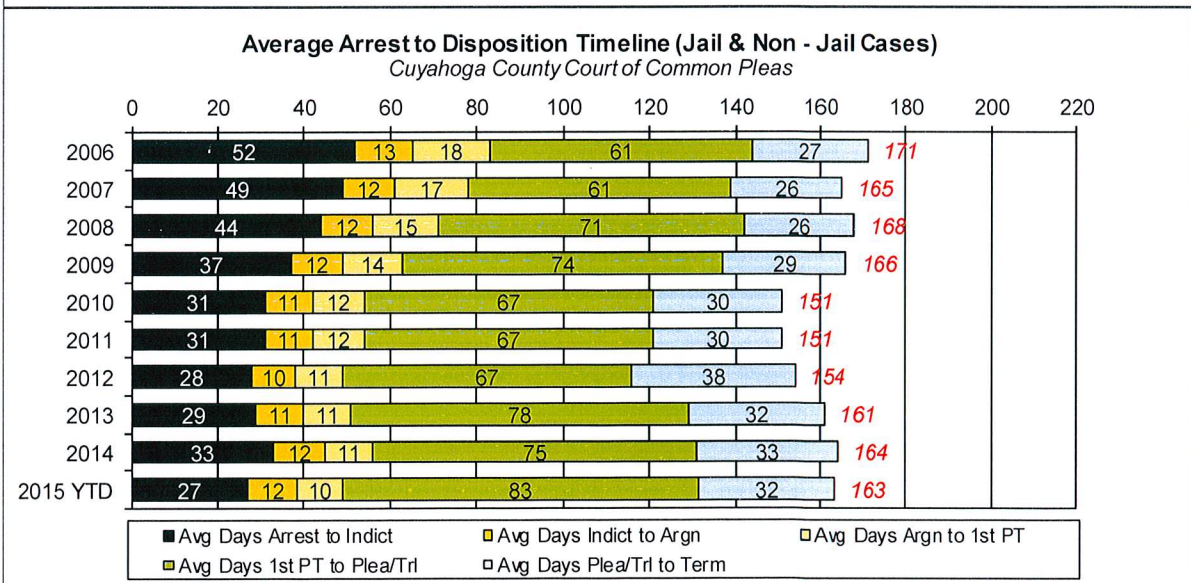
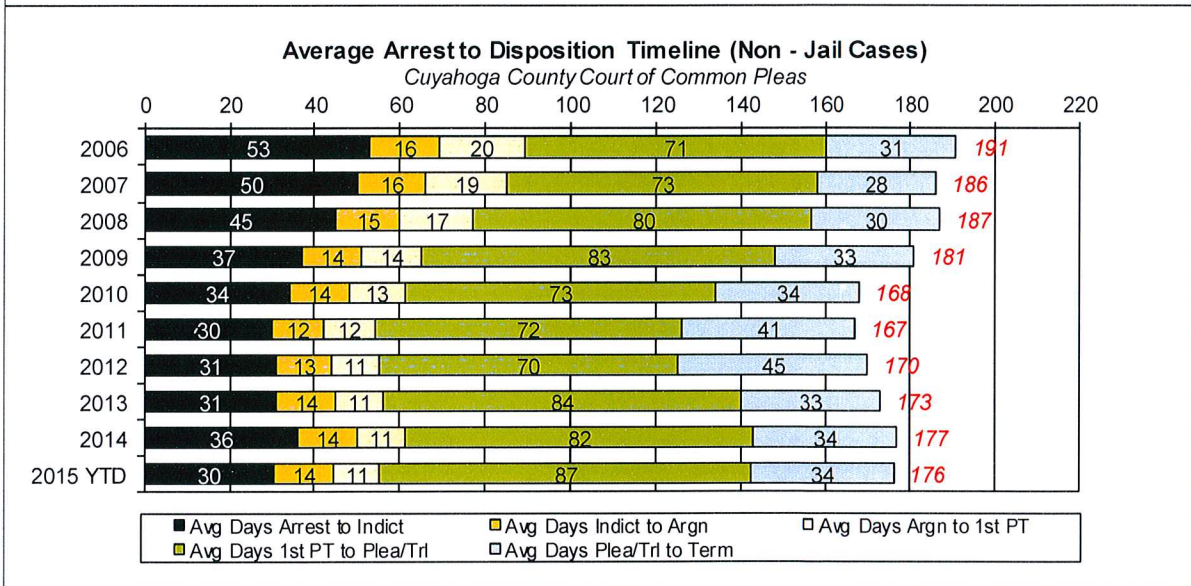
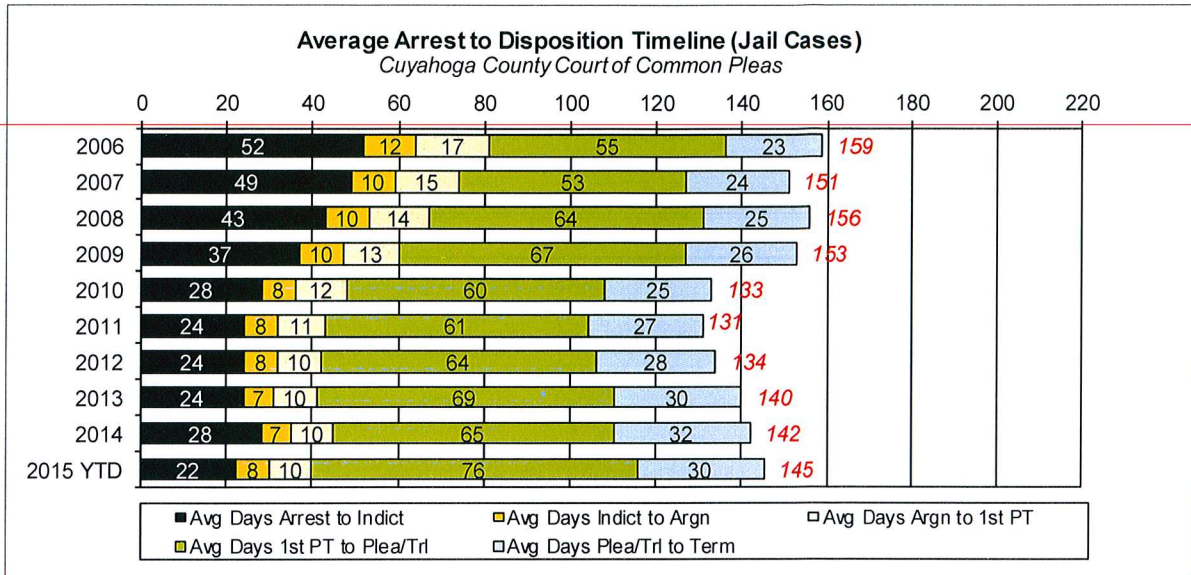
CUYAHOGA COUNTY COMMON PLEAS COURT

Average Arrest to Disposition Timeline (Jail and Non-Jail Cases)



CUYAHOGA COUNTY COMMON PLEAS COURT

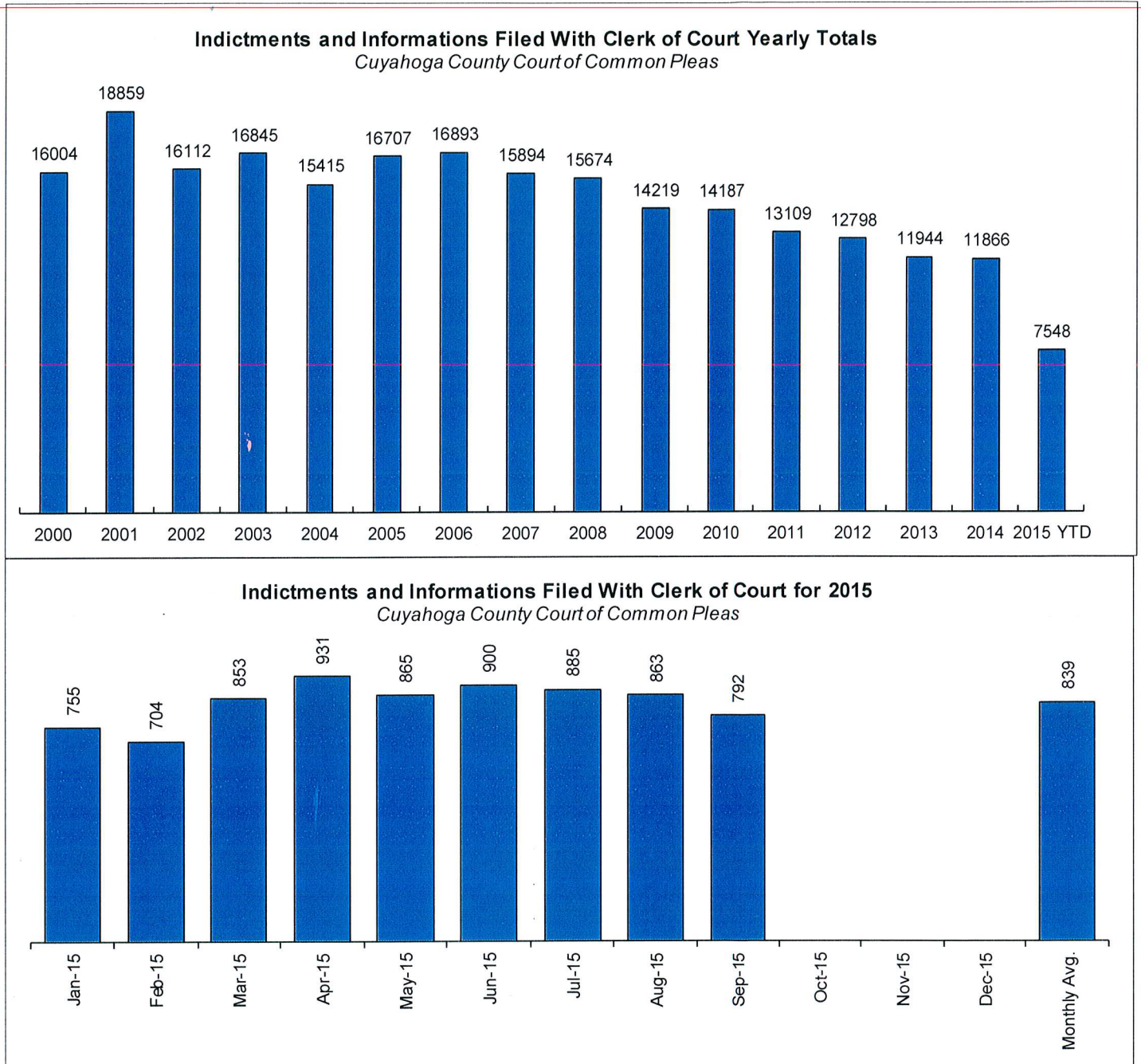
Yearly Average Arrest to Disposition Timeline



CUYAHOGA COUNTY COMMON PLEAS COURT

Indictments and Informations Filed With the Clerk of Courts

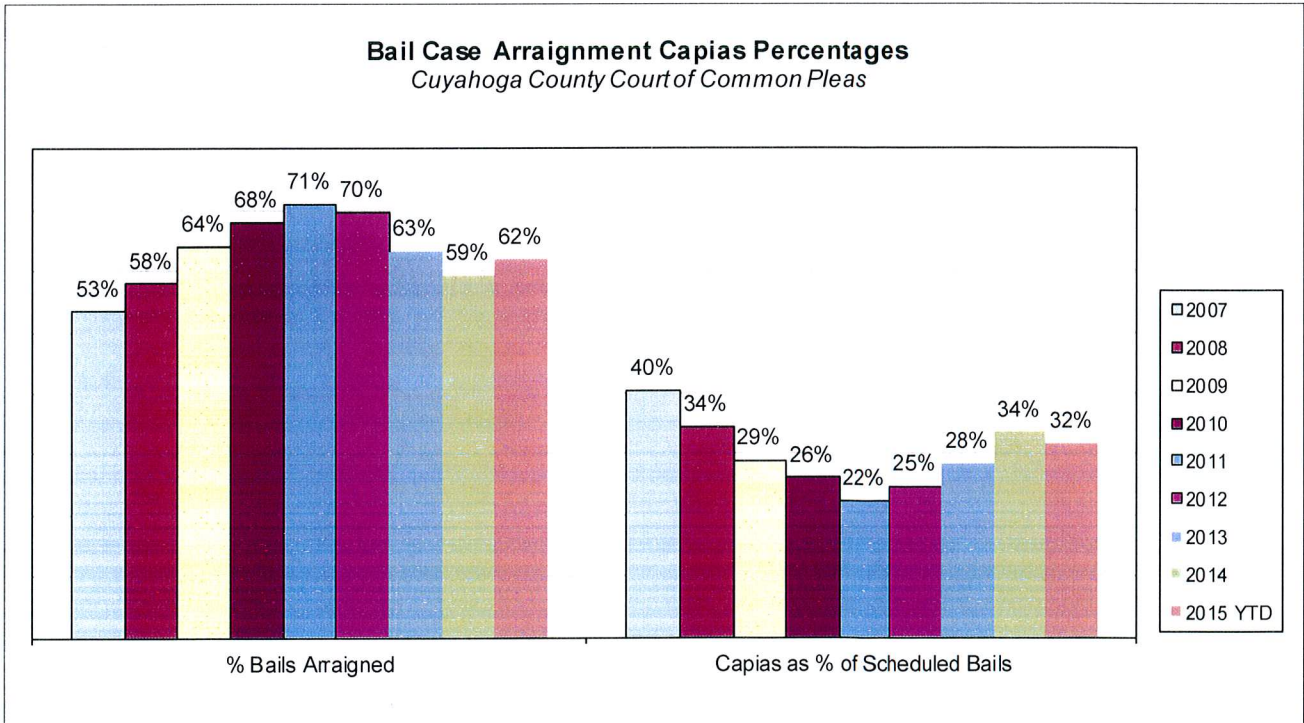
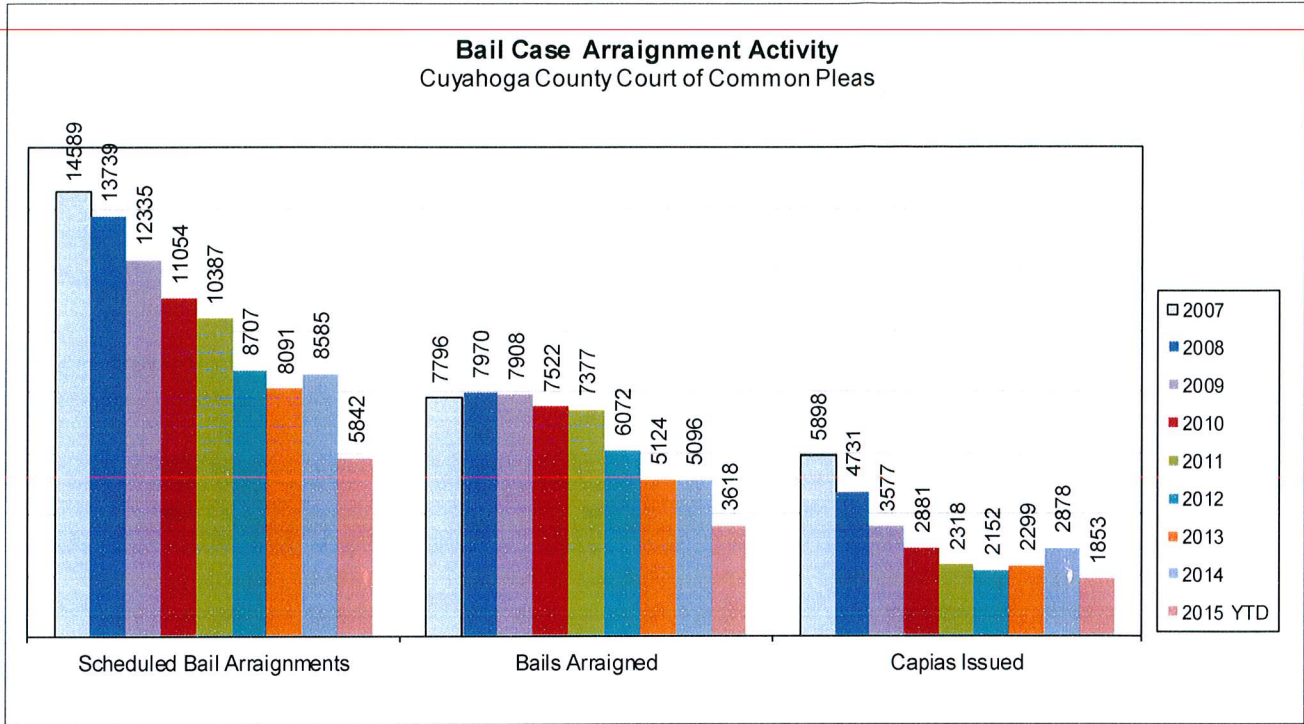
The following charts are reflective of Indictments and Informations filed with the Criminal Clerk of Courts from 2000. The source for this information was the Criminal Clerk's Office.



CUYAHOGA COUNTY COMMON PLEAS COURT

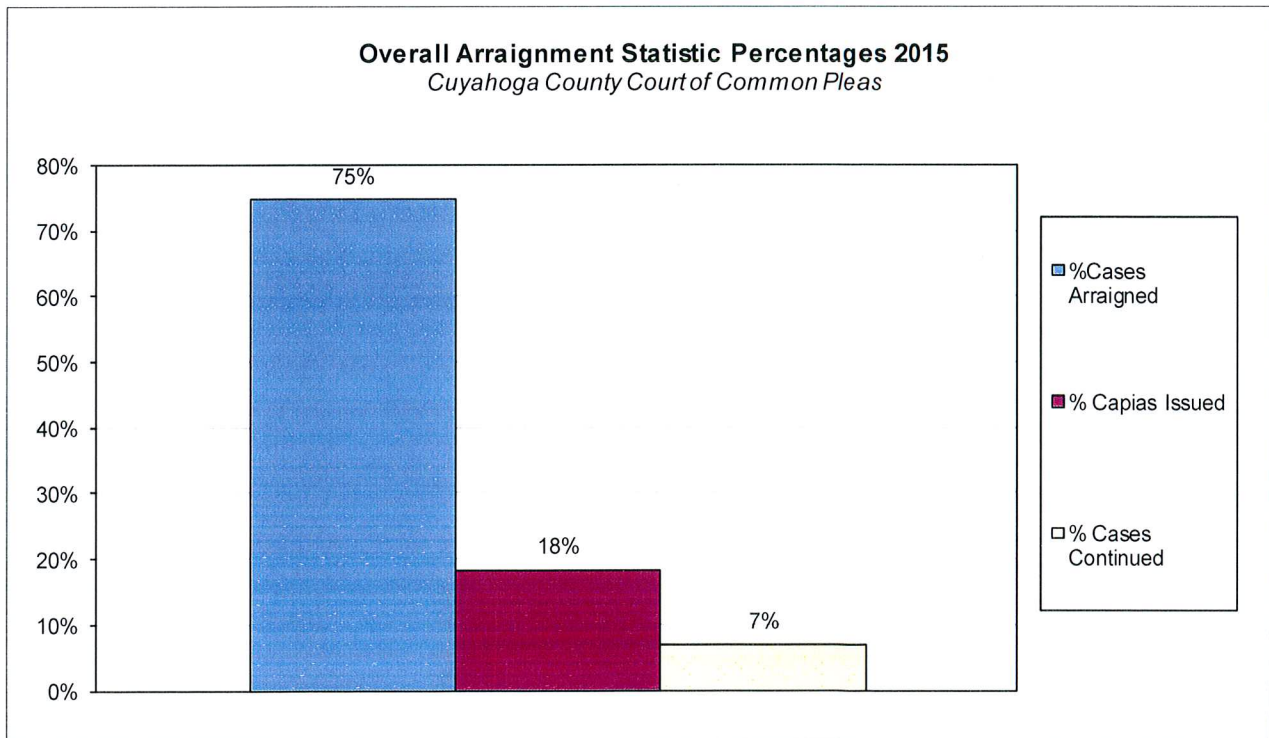
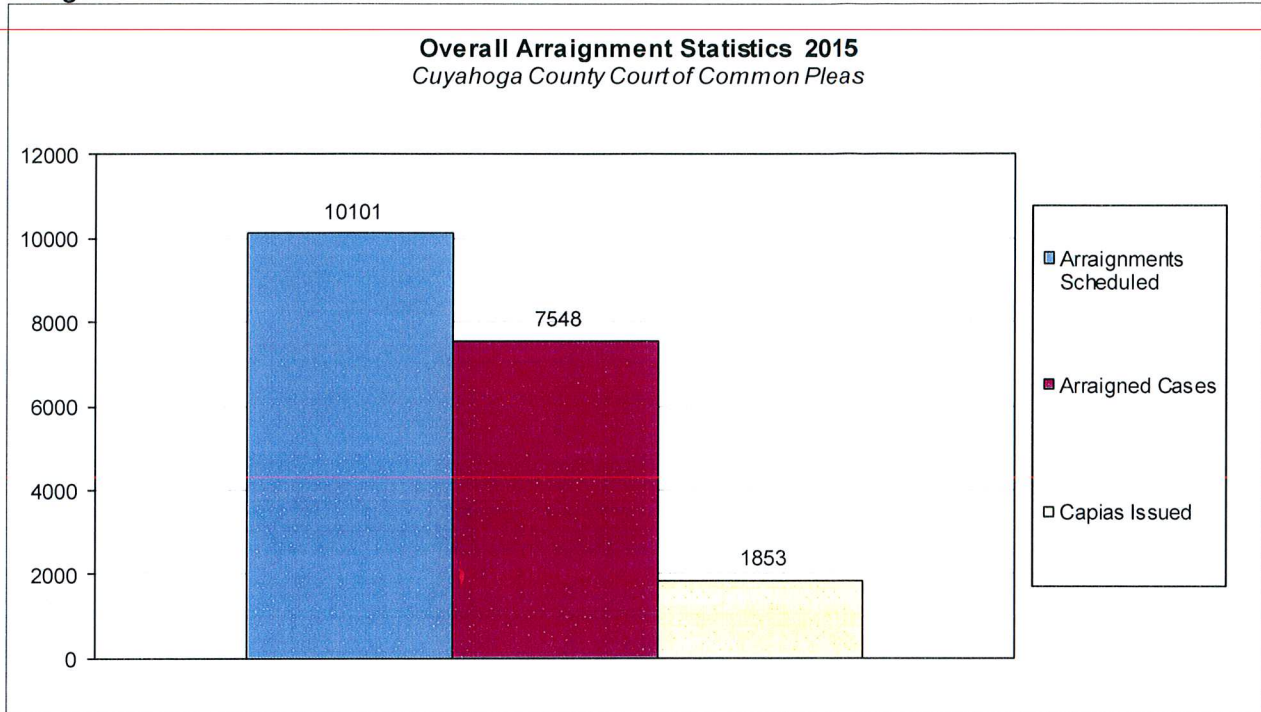
Bail Case Arraignment Activity

The following charts are reflective of arraignment activity where the defendant was not incarcerated at the time of arraignment. The source for this information was the Criminal Records Department.



Overall Arraignment Statistics

The arraignment statistics were provided by the Criminal Records Department. They are provided to give a representation of arraignment activity in the Court in 2015. These statistics include jail and non – jail arraignments.



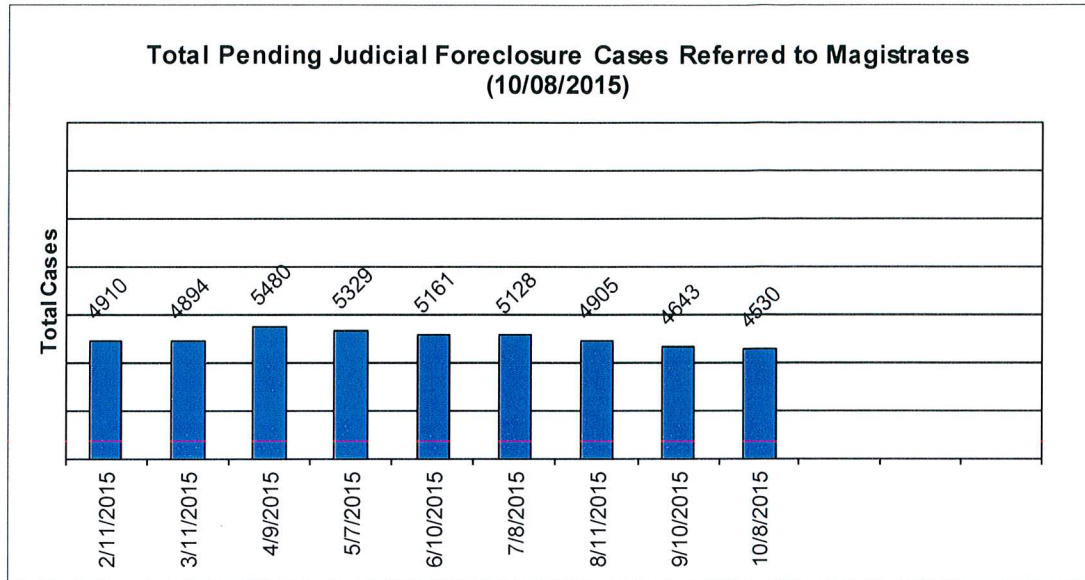
Judicial Foreclosure Statistics¹

¹ For clarification purposes, Foreclosure cases in this report are identified as Judicial Foreclosure filings (filing codes 1460 (Foreclosure Marsh. Of Lien), 1465(Tax Lien), 1466 (Tax Certificate), 1470 (Quiet Title), and 1480 (Partition)). These cases are different from Board of Revision Foreclosures, which are not reported here.

CUYAHOGA COUNTY COMMON PLEAS COURT

Total Pending Judicial Foreclosure Cases Referred to Magistrates

The following chart is a display of the total number of pending Judicial Foreclosure cases referred to the Magistrates on specific dates. The table below shows the number of these cases pending from each year since 2000.

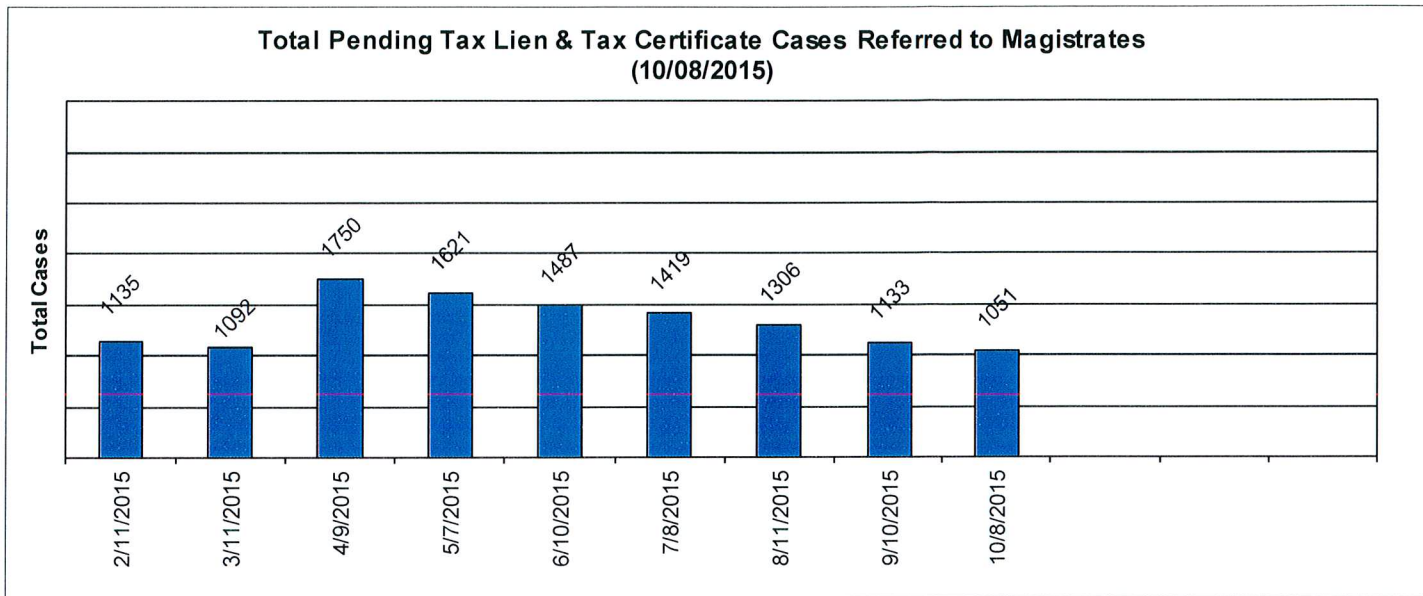


	As of:	2/11/2015	3/11/2015	4/9/2015	5/7/2015	6/10/2015	7/8/2015	8/11/2015	9/10/2015	10/8/2015			
Year													
2000		0	0	0	0	0	0	0	0	0			
2001		0	0	0	0	0	0	0	0	0			
2002		1	1	0	0	0	0	0	0	0			
2003		2	2	2	2	2	2	2	2	2			
2004		0	0	0	0	0	0	0	0	0			
2005		0	0	0	0	0	0	0	0	0			
2006		1	1	0	0	0	0	0	0	0			
2007		5	3	2	1	1	1	1	0	0			
2008		4	4	4	3	3	3	2	2	2			
2009		9	10	6	6	6	6	7	6	6			
2010		19	16	15	14	14	11	11	8	6			
2011		42	41	32	33	32	29	23	13	11			
2012		145	136	114	99	90	83	74	63	53			
2013		547	454	390	341	295	268	224	193	167			
2014		3532	3182	2729	2320	1898	1673	1354	1115	949			
2015		603	1044	2186	2510	2820	3052	3207	3241	3334			
Total		4910	4894	5480	5329	5161	5128	4905	4643	4530			

CUYAHOGA COUNTY COMMON PLEAS COURT

Total Pending Tax Lien & Certificate Cases Referred to Magistrates

The following chart is a display of the number of pending tax Judicial Foreclosure cases referred to the Magistrates on specific dates. The table below shows the number of pending tax Judicial Foreclosure cases in each year since 2000.




	As of:	2/11/2015	3/11/2015	4/9/2015	5/7/2015	6/10/2015	7/8/2015	8/11/2015	9/10/2015	10/8/2015			
Year													
2000		0	0	0	0	0	0	0	0	0			
2001		0	0	0	0	0	0	0	0	0			
2002		1	1	0	0	0	0	0	0	0			
2003		0	0	0	0	0	0	0	0	0			
2004		0	0	0	0	0	0	0	0	0			
2005		0	0	0	0	0	0	0	0	0			
2006		1	1	0	0	0	0	0	0	0			
2007		2	2	1	1	1	1	1	0	0			
2008		0	1	0	0	0	0	0	0	0			
2009		6	6	2	2	1	1	1	0	0			
2010		3	2	2	2	2	2	2	1	0			
2011		19	19	17	17	16	14	11	2	1			
2012		35	34	26	23	21	19	19	12	9			
2013		170	135	115	101	88	75	63	49	38			
2014		827	764	665	557	432	363	287	223	188			
2015		71	127	922	918	926	944	922	846	815			
Total		1135	1092	1750	1621	1487	1419	1306	1133	1051			

CUYAHOGA COUNTY COMMON PLEAS COURT

Percentage of Pending Judicial Foreclosure Cases By Filing Year

The following chart is a representation of the total number of pending Judicial Foreclosure cases by filing year expressed as a percentage on a specific date. The table below is the supporting data for this chart.

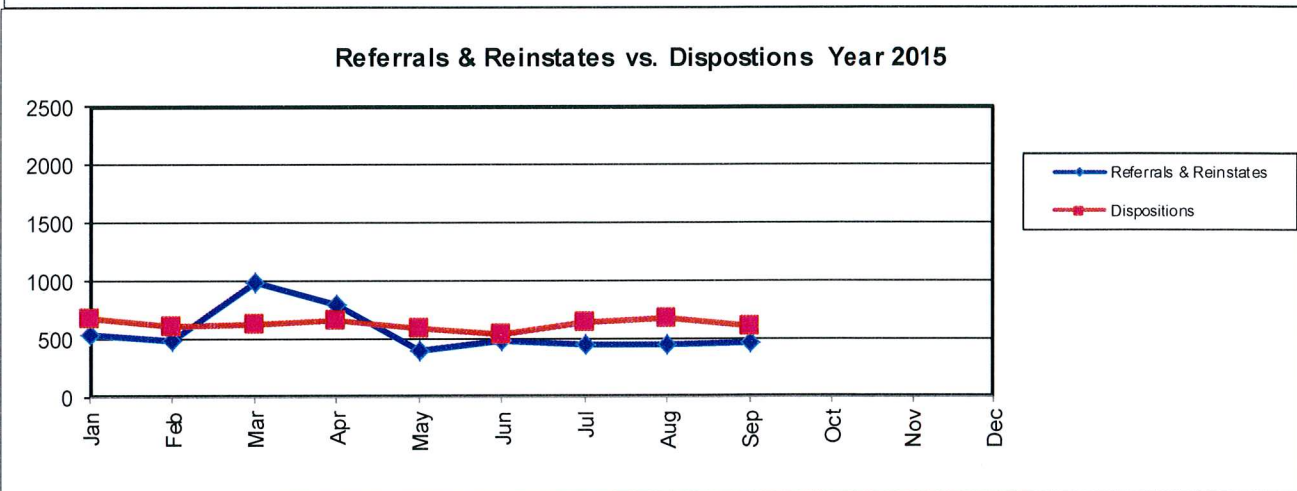
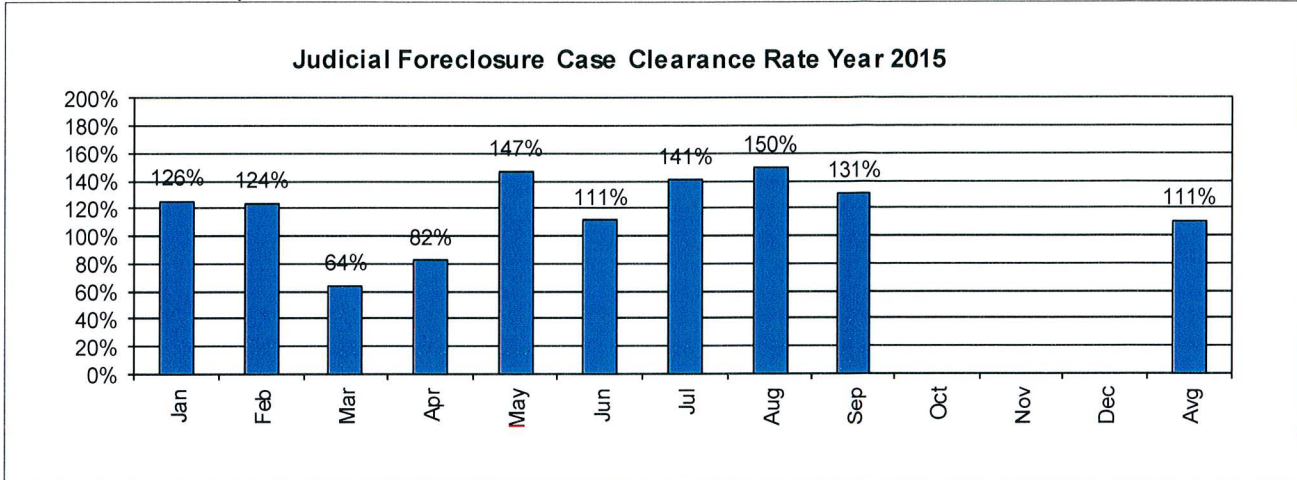


	As of:	10/8/2015	% of Total
Year			
2000		0	0.00%
2001		0	0.00%
2002		0	0.00%
2003		2	0.04%
2004		0	0.00%
2005		0	0.00%
2006		0	0.00%
2007		0	0.00%
2008		2	0.04%
2009		6	0.13%
2010		6	0.13%
2011		11	0.24%
2012		53	1.17%
2013		167	3.69%
2014		949	20.95%
2015		3334	73.60%
Total		4530	100.00%

CUYAHOGA COUNTY COMMON PLEAS COURT

Judicial Foreclosure Clearance Rate Year 2015

The Clearance Rate is the number of outgoing cases as a percentage of the number of incoming cases. Clearance rate measures whether the court is keeping up with its incoming caseload. If cases are not disposed in a timely manner, a backlog of cases awaiting disposition will grow. A Clearance Rate of 100% indicates that at least as many cases as have been filed, reopened, or reactivated in a period have been disposed.

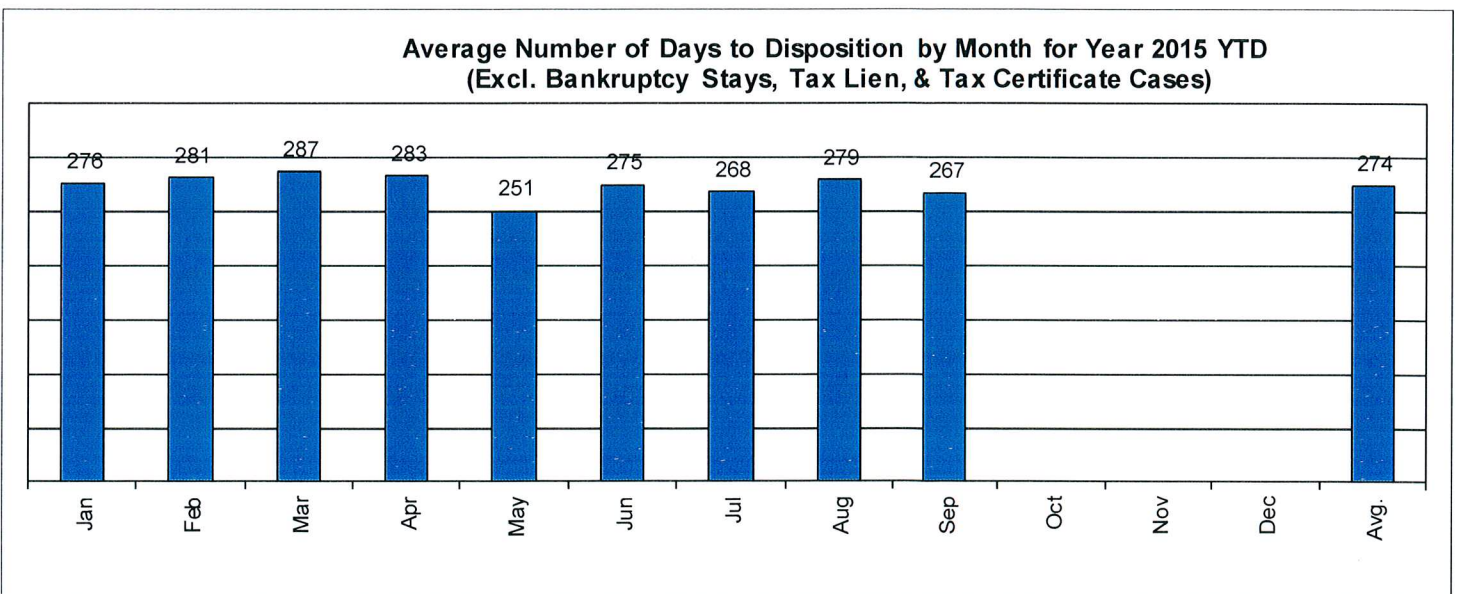
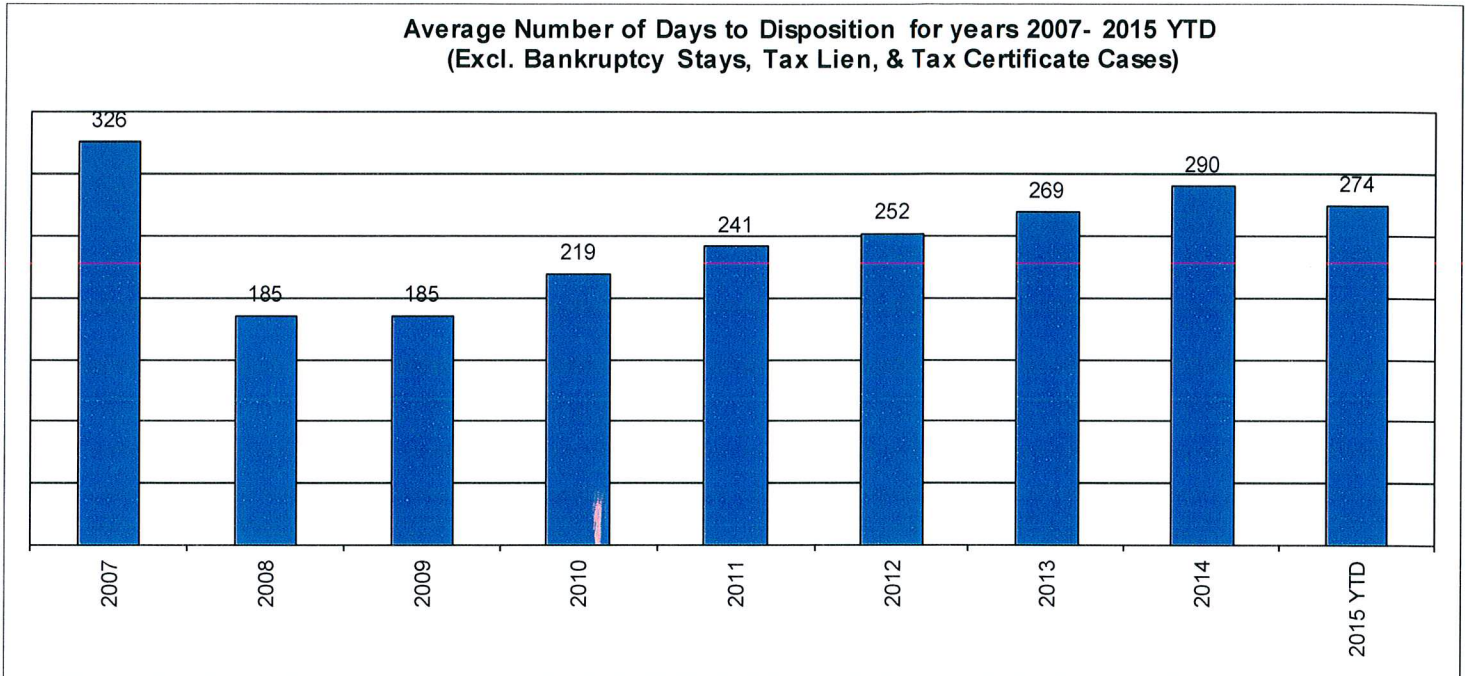


	Referrals & Reinstates	Dispositions	Clearance Rate
Jan	532	668	126%
Feb	483	598	124%
Mar	981	628	64%
Apr	790	649	82%
May	397	583	147%
Jun	488	543	111%
Jul	456	642	141%
Aug	453	678	150%
Sep	466	610	131%
Oct			
Nov			
Dec			
Avg	561	622	111%
Total	5046	5599	

CUYAHOGA COUNTY COMMON PLEAS COURT

Avg. Number of Days to Disp. (Excl. Bank. Stays & Tax Lien & Tax Cert.)

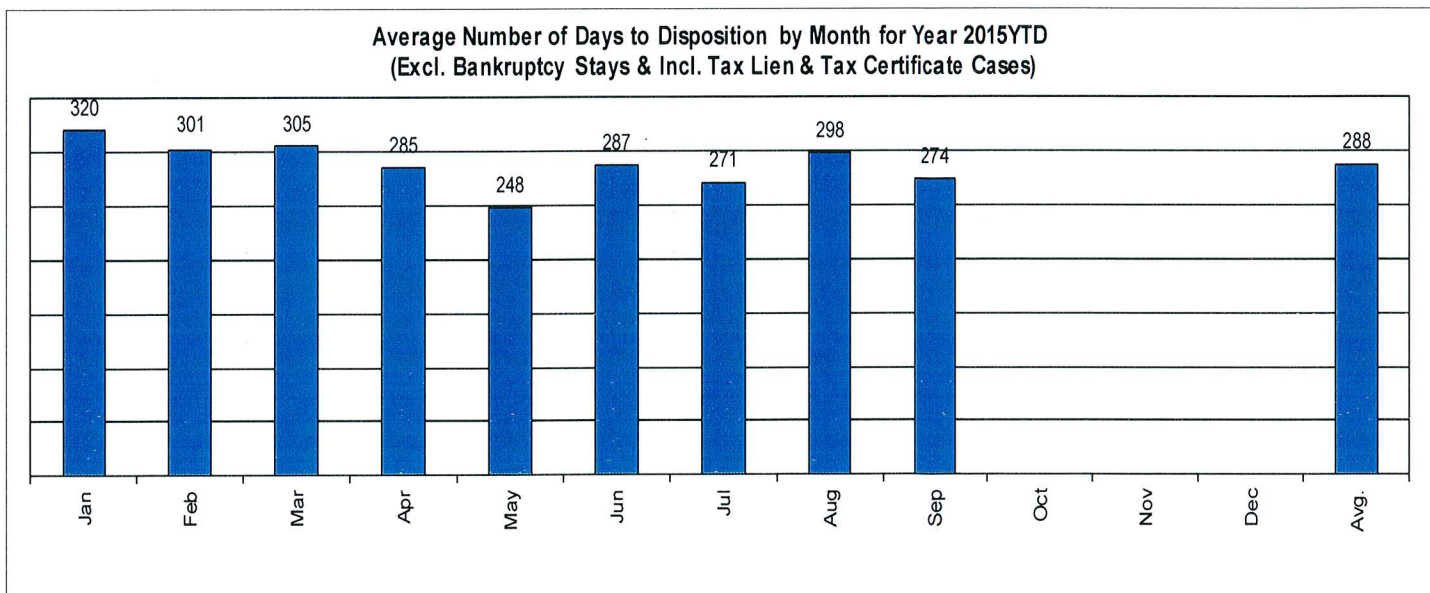
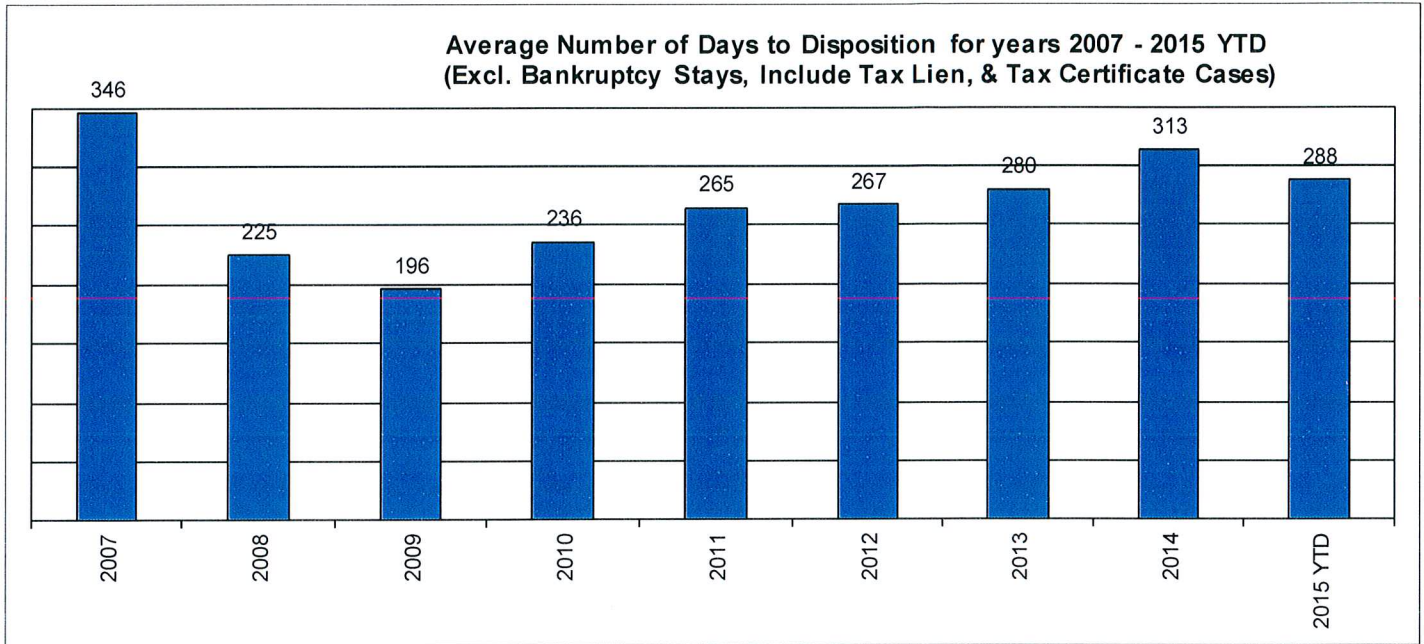
The average number of days to disposition is the number of days from filing to a final disposition entry being filed with the Clerk of Court. The data sample is based on all judicial foreclosure cases terminated by decree or dismissal (cases terminated by bankruptcy are not included) in a month. Each case is examined to determine the number of days between filing and termination with the periods that a case may have been in bankruptcy subtracted. Adding the total days of all of the cases minus bankruptcy periods and dividing by the total number of cases calculates the average. In the following chart, tax judicial foreclosure cases are excluded.



CUYAHOGA COUNTY COMMON PLEAS COURT

Avg. Number of Days to Disp. (Excl. Bank. Stays & Incl. Tax Lien & Tax Cert.)

The average number of days to disposition is the number of days from filing to a final disposition entry being filed with the Clerk of Court. The data sample is based on all Judicial Foreclosure cases terminated by decree or dismissal (cases terminated by bankruptcy are not included) in a month. Each case is examined to determine the number of days between filing and termination with the periods that a case may have been in bankruptcy subtracted. Adding the total days of all of the cases minus bankruptcy periods and dividing by the total number of cases calculates the average. In the following chart, all types of Judicial Foreclosure cases are included.

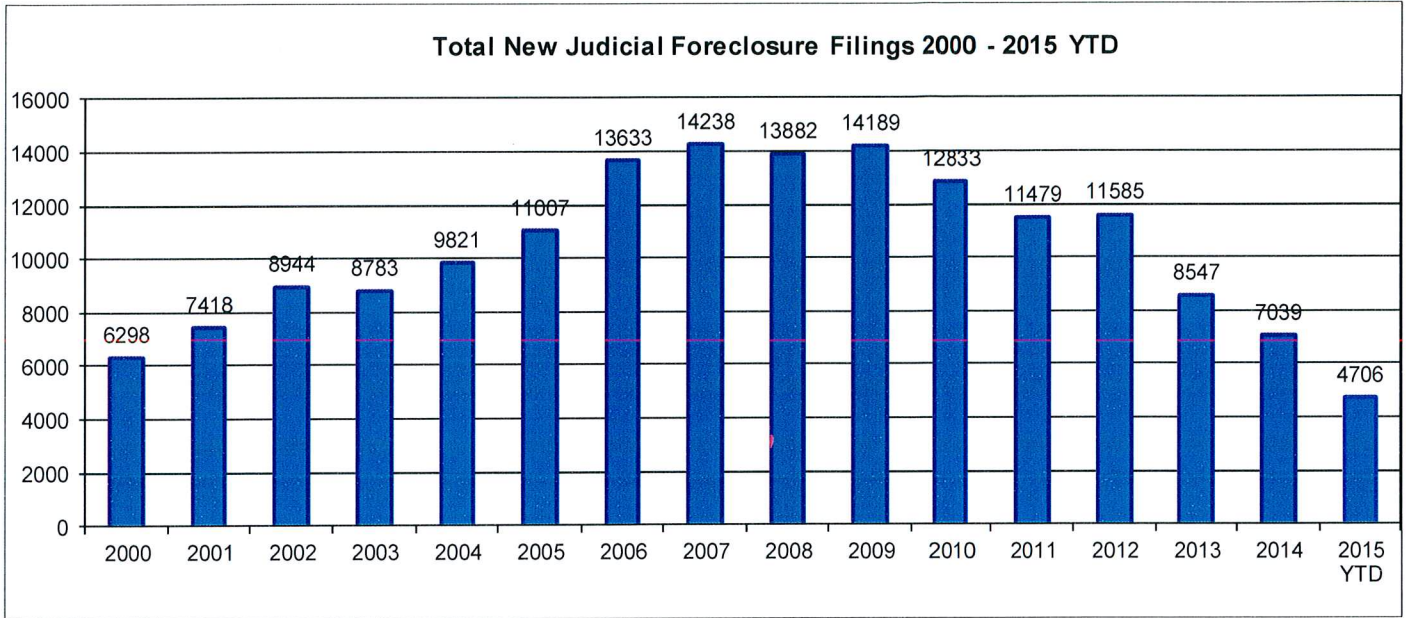


CUYAHOGA COUNTY COMMON PLEAS COURT

Total New Judicial Foreclosure Filings

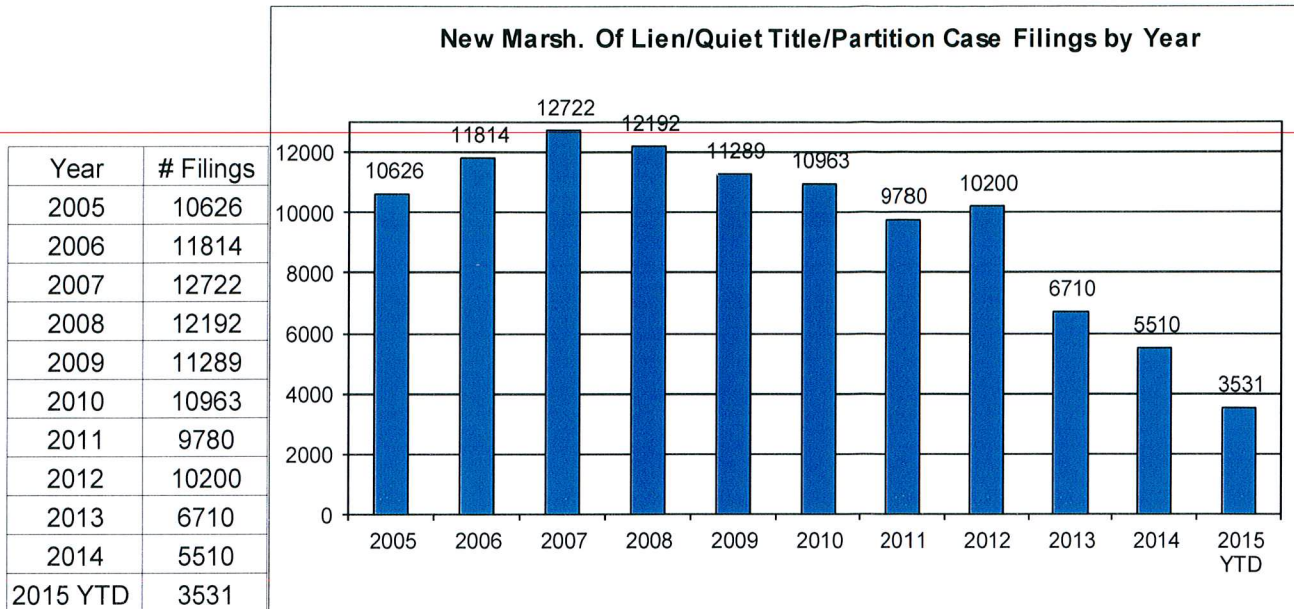
The following charts are provided as a historical view of new judicial foreclosure filings.

1. Total New Judicial Foreclosure Filings from 2000 – 2015 by year
2. Total New Marsh of Lien/Quiet Title/Partition Filings from 2005 – 2015 by month
3. Total New Tax Lien & Tax Certificate Filings for 2005 – 2015 by month
4. Total New Judicial Foreclosure Filings from 2005 – 2015 by month

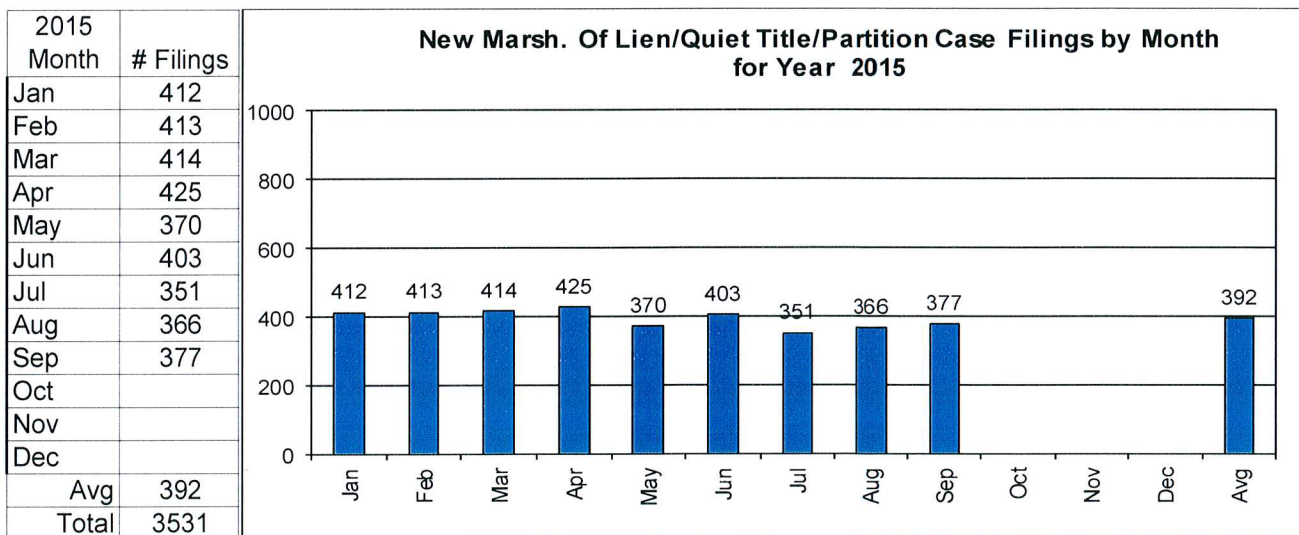


CUYAHOGA COUNTY COMMON PLEAS COURT

New Marsh of Lien/Quiet Title/Partition Case Filings for Years 2005 – 2015 YTD

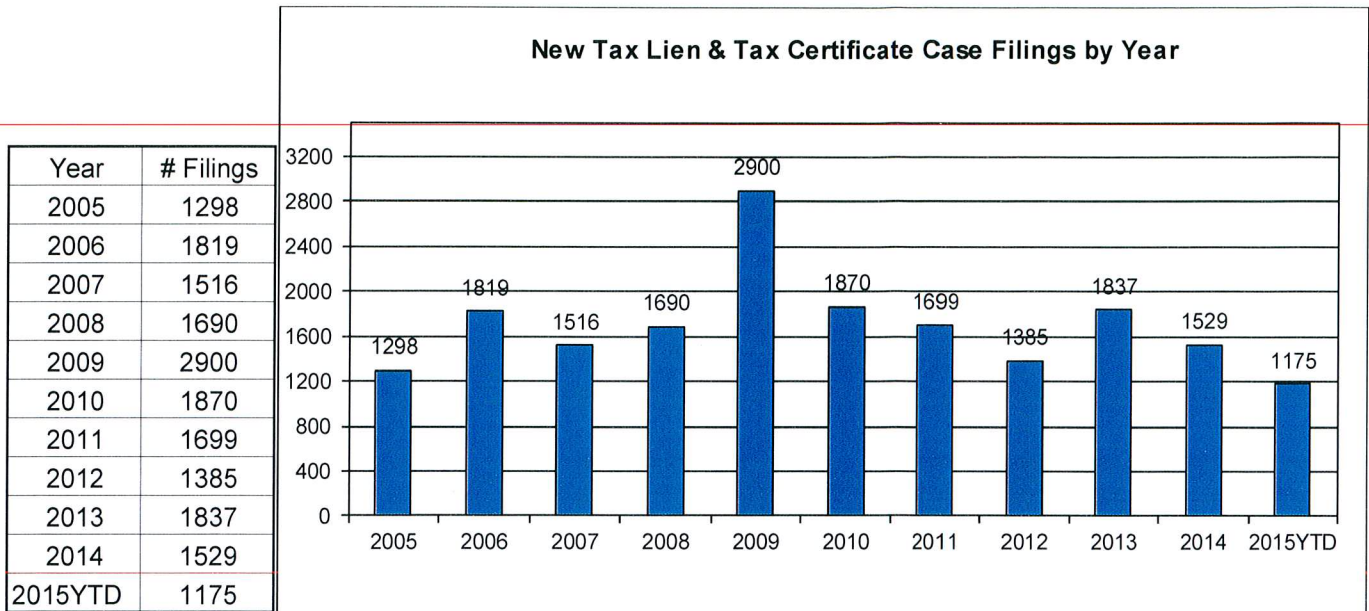


New Marsh of Lien/Quiet Title/Partition Case Filings by month for 2015 YTD

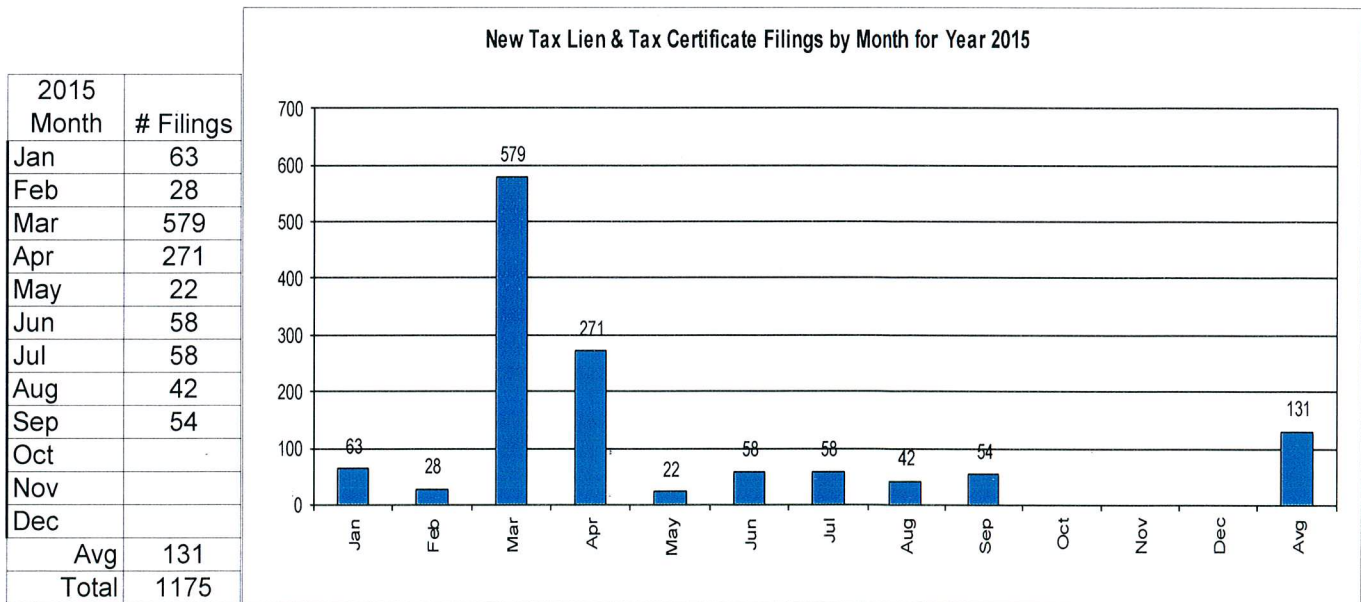


CUYAHOGA COUNTY COMMON PLEAS COURT

New Tax Lien & Certificate Filings for Years 2005 – 2015 YTD



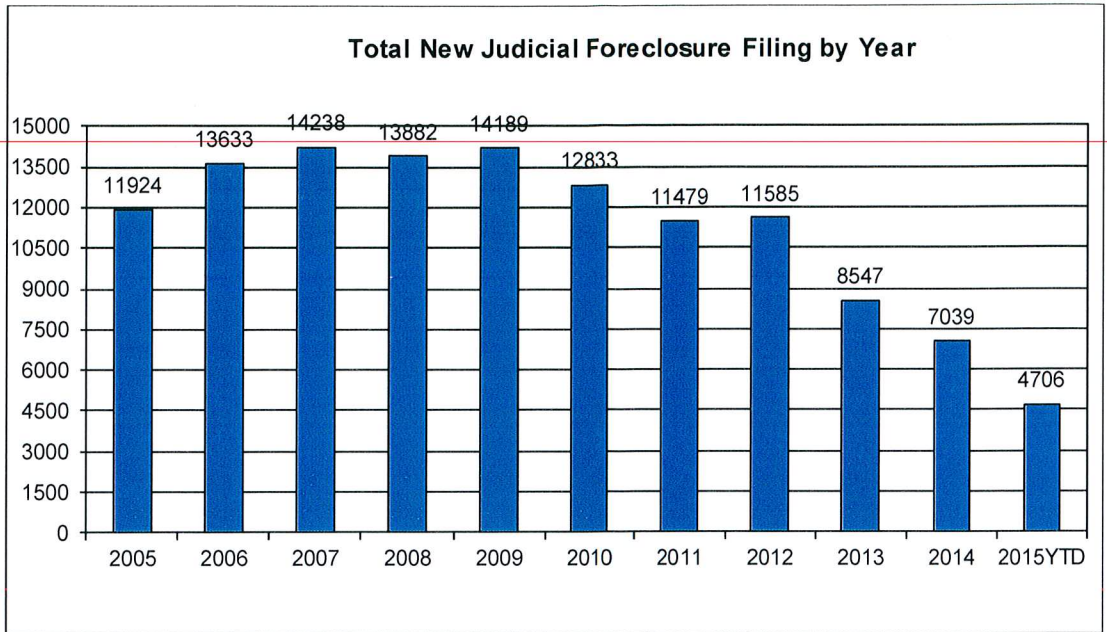
New Tax Lien & Certificate Filings by Month for Year 2015 YTD



CUYAHOGA COUNTY COMMON PLEAS COURT

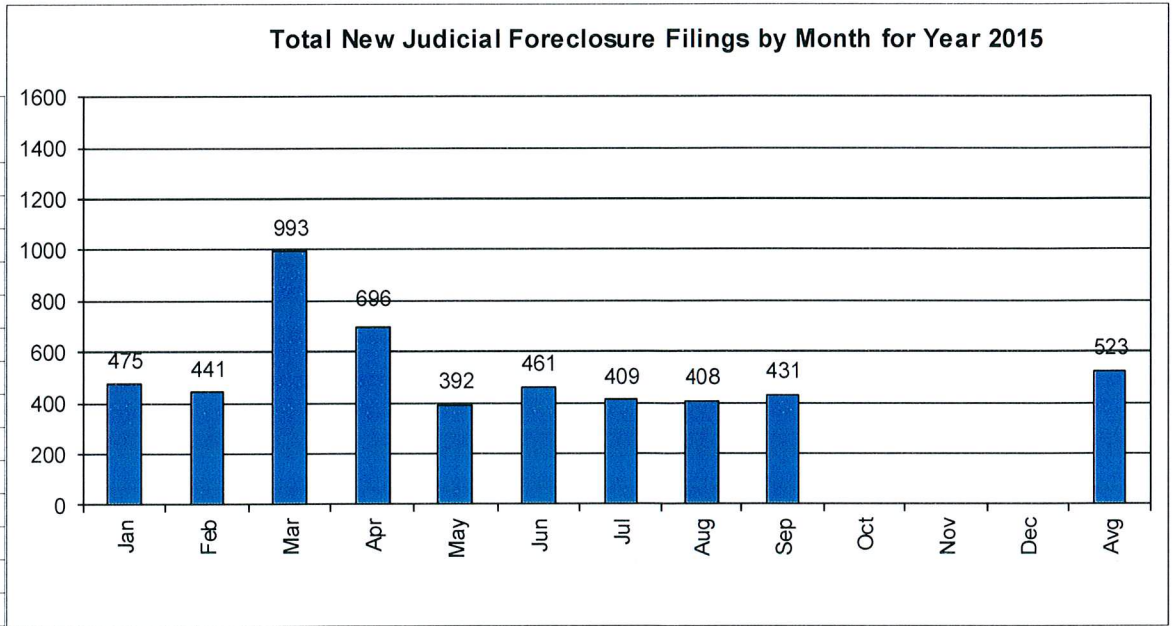
Total New Judicial Foreclosure Filings Years 2005 – 2015 YTD

Year	# Filings
2005	11924
2006	13633
2007	14238
2008	13882
2009	14189
2010	12833
2011	11479
2012	11585
2013	8547
2014	7039
2015 YTD	4706



Total New Judicial Foreclosure Filings by Month for Year 2015 YTD

2015 Month	# Filings
Jan	475
Feb	441
Mar	993
Apr	696
May	392
Jun	461
Jul	409
Aug	408
Sep	431
Oct	
Nov	
Dec	
Avg	523
Total	4706



Magistrate's Monthly Reports

The Magistrates' Monthly Report consists of 5 reports. Below is a description of each.

Magistrate's Monthly Supplemental Journal Entry Report (R415)

Retrieves total number of supplemental entries and Decrees of Confirmation of Sheriff's sale created during a specific period. A supplemental entry is any journal created by a magistrate, which does not close out a case. For example, any magistrate's order (MG) setting a hearing, any journal entry (JE) ruling on a motion, journals confirming Sheriff's sales, etc.).

Magistrate's Full Disposition Count by Magistrate Report (R413)

Retrieves total number of cases disposed of during a specific period. The dispositions are grouped by Magistrate and then broken down by the type of disposition (i. e. Default, Dismissed with Prejudice, Dismissed without Prejudice, etc.) This report can be printed three different ways. Including tax cases (Full Dispositions), excluding tax cases (Non-Tax Dispositions), and Tax cases only (Tax Dispositions).

Magistrate's Monthly Cases Referred/Reinstated Report (R418)

Retrieves newly filed cases referred to the Magistrates Dept. and cases previously disposed by the Magistrates Dept. that are reinstated and re-referred to the magistrates. The cases are separated by Tax (filing code 1465; Tax Judicial Foreclosure & 1466; Tax Certificate Judicial Foreclosure) and Non-Tax (1460; Judicial Foreclosure Marsh. Of Lien, 1480; Partition, 1470; Quiet Title, misc. (i. e. 1391; Contract Other, etc.).

Magistrate's Monthly Hearing Totals Report (R3146)

Retrieves total number of hearings held during one month. The hearings are grouped by Magistrate and then broken down by what type hearing was held (i. e. Default, Pretrial, etc.).

Magistrate's Monthly Case Load Report (R3147)

Retrieves individual caseload totals for individual magistrates during a specific period. The cases are grouped by magistrate and then broken down by case type (i. e. tax judicial foreclosure, tax certificate judicial foreclosure and non-tax judicial foreclosure).

CUYAHOGA COUNTY COURT OF COMMON PLEAS

DATE: 10/08/2015
TIME: 2:31 PM

OFFICE OF THE MAGISTRATES
MAGISTRATE'S MONTHLY SUPPLEMENTALS BY CASE
REPORTING PERIOD: SEPTEMBER 2015

PAGE: 1
CMSR415D

SUPPLEMENTALS

AUGUSTYN	221
BAKER	369
BUCHA	272
DYKE	249
GAUNTNER	0
GONZALEZ	260
HIPPLEY	229
JACKSON A	268
JACKSON J	260
KLEIN	251
LUCAS	205
OLSZTYN	279
VOZAR	253
WEISS	298
UNACCOUNTED FOR	0

TOTAL 3414

CONFIRMATIONS

TOTAL 12

CUYAHOGA COUNTY COURT OF COMMON PLEAS
OFFICE OF THE MAGISTRATES
Full Disposition Count by Magistrate
REPORTING PERIOD: FROM 09/01/2015 TO 09/30/2015

DATE: 10/08/2015
 TIME: 2:37 PM

PAGE: 1
 CMSR413

MagID	Dispose Type	Tax Cert.	Tax Treas.	Total		
KCA	Bank	0	0	4	Decrees	374
	Def	16	0	39	Defaults	268
	Dism	3	0	24	Other	105
	Ref. Vacate	0	0	0	Court Trial	1
	Court Trial	0	0	0	Dismissals	203
	Other	2	4	12	Bankruptcy	33
	<u>MAG'S TOTAL</u>		21	4	79	Ref. Vacated
GDB	Bank	0	0	3	Grand Total	610
	Def	0	0	7		
	Dism	2	0	19		
	Ref. Vacate	0	0	0		
	Court Trial	0	0	0		
	Other	1	0	10		
	<u>MAG'S TOTAL</u>		3	0	39	
SMB	Bank	0	0	0		
	Def	2	0	12		
	Dism	3	2	15		
	Ref. Vacate	0	0	0		
	Court Trial	0	0	0		
	Other	2	1	5		
	<u>MAG'S TOTAL</u>		7	3	32	
JTD	Bank	0	0	2		
	Def	12	1	30		
	Dism	1	1	15		
	Ref. Vacate	0	0	0		
	Court Trial	0	0	0		
	Other	2	2	13		
	<u>MAG'S TOTAL</u>		15	4	60	
TG	Bank	3	0	5		
	Def	6	0	15		
	Dism	1	0	15		
	Ref. Vacate	0	0	0		
	Court Trial	0	0	0		
	Other	0	1	7		
	<u>MAG'S TOTAL</u>		10	1	42	
KH	Bank	0	0	3		
	Def	5	0	19		
	Dism	1	0	13		
	Ref. Vacate	0	0	0		
	Court Trial	0	0	0		
	Other	0	1	4		
	<u>MAG'S TOTAL</u>		6	1	39	
ARJ	Bank	0	0	2		
	Def	7	0	28		
	Dism	0	1	14		
	Ref. Vacate	0	0	0		
	Court Trial	0	0	1		
	Other	0	0	1		
	<u>MAG'S TOTAL</u>		7	1	46	
JLJ	Bank	0	0	3		
	Def	10	0	23		
	Dism	2	0	16		

Full Disposition Count by Magistrate

REPORTING PERIOD: FROM 09/01/2015 TO 09/30/2015

DATE: 10/08/2015

TIME: 2:37 PM

MagID	Dispose Type	Tax Cert.	Tax Treas.	Total
	Ref. Vacate	0	0	0
	Court Trial	0	0	0
	Other	0	4	9
MAG'S TOTAL		12	4	<u>51</u>

MK				
	Bank	2	0	5
	Def	12	0	27
	Dism	2	0	17
	Ref. Vacate	0	0	0
	Court Trial	0	0	0
	Other	0	5	9
MAG'S TOTAL		16	5	<u>58</u>

PL				
	Bank	0	0	2
	Def	2	0	18
	Dism	6	4	20
	Ref. Vacate	0	0	0
	Court Trial	0	0	0
	Other	1	9	14
MAG'S TOTAL		9	13	<u>54</u>

CEO				
	Bank	0	0	2
	Def	7	0	22
	Dism	1	0	16
	Ref. Vacate	0	0	0
	Court Trial	0	0	0
	Other	0	1	6
MAG'S TOTAL		8	1	<u>46</u>

TJV				
	Bank	0	2	2
	Def	4	0	11
	Dism	1	0	8
	Ref. Vacate	0	0	0
	Court Trial	0	0	0
	Other	2	5	9
MAG'S TOTAL		7	7	<u>30</u>

CW				
	Bank	0	0	0
	Def	5	0	17
	Dism	0	0	11
	Ref. Vacate	0	0	0
	Court Trial	0	0	0
	Other	1	3	6
MAG'S TOTAL		6	3	<u>34</u>

CUYAHOGA COUNTY COURT OF COMMON PLEAS

DATE: 10/08/2015
 TIME: 02:37 PM

OFFICE OF THE MAGISTRATES
 MAGISTRATE'S MONTHLY REF/REIN CASES
 FROM 09/01/2015 TO 09/30/2015

CMSR418

MAGISTRATE	NEW REFERRALS				REINSTATED			
	Tax Treas.	Tax Cert.	Non-Tax	Total	Tax Treas.	Tax Cert.	Non-Tax	Total
<u>AUGUSTYN/KEVIN/C</u>	2	0	20	22	0	0	1	1
<u>BAKER/GAIL/D</u>	7	2	39	48	0	0	0	0
<u>BUCHA/STEPHEN/M</u>	2	0	16	18	1	0	3	4
<u>DYKE/JOHN/T</u>	0	1	34	35	0	2	1	3
<u>GONZALEZ/TRACEY/</u>	2	1	39	42	0	0	1	1
<u>HIPPLEY/KEVIN/</u>	3	0	28	31	0	0	5	5
<u>JACKSON A/AMY/R</u>	3	0	24	27	0	0	4	4
<u>JACKSON J/JIM/L</u>	5	0	33	38	0	0	1	1
<u>KLEIN/MONICA/</u>	2	0	30	32	0	0	0	0
<u>LUCAS/PAUL/</u>	6	2	22	30	1	0	2	3
<u>OLSZTYN/CHRISTOPHER/E</u>	5	3	28	36	0	1	2	3
<u>VOZAR/THOMAS/J</u>	3	0	36	39	0	1	2	3
<u>WEISS/CAROL/</u>	7	1	32	40	0	0	0	0
<u>TOTAL</u>	47	10	381	438	2	4	22	28
<u>COMBINED TOTAL</u>	466							

CUYAHOGA COUNTY COURT OF COMMON PLEAS

OFFICE OF THE MAGISTRATES

MAG MONTHLY HEARING TOTALS

Reporting Period: September 2015

DATE: 10/08/2015
TIME: 02:38 PM

PAGE: 1
CMSR3146

Monthly Hearing Total 647

AUGUSTYN	
Default Hearings	25
Tax Hearings	1
Pretrials	16

TOTAL:	42
--------	----

BAKER	
Default Hearings	32
Tax Hearings	0
Pretrials	11

TOTAL:	43
--------	----

BUCHA	
Default Hearings	24
Tax Hearings	3
Pretrials	30

TOTAL:	57
--------	----

DYKE	
Default Hearings	16
Tax Hearings	1
Pretrials	8

TOTAL:	25
--------	----

GONZALEZ	
Default Hearings	28
Tax Hearings	3
Pretrials	21

TOTAL:	52
--------	----

HIPPLEY	
Default Hearings	29
Tax Hearings	2
Pretrials	17

TOTAL:	48
--------	----

JACKSON A	
Default Hearings	42
Tax Hearings	3
Pretrials	17

TOTAL:	62
--------	----

JACKSON J	
Default Hearings	31
Tax Hearings	3
Pretrials	16

TOTAL:	50
--------	----

KLEIN	
Default Hearings	20
Tax Hearings	2
Pretrials	23

TOTAL:	45
--------	----

LUCAS	
Default Hearings	29
Tax Hearings	8
Pretrials	19

TOTAL:	56
--------	----

CUYAHOGA COUNTY COURT OF COMMON PLEAS

OFFICE OF THE MAGISTRATES MAG MONTHLY HEARING TOTALS Reporting Period: September 2015

DATE: 10/08/2015
TIME: 02:38 PM

PAGE: 2
CMSR3146

TOTAL: 56

OLSZTYN

Default Hearings 34

Tax Hearings 3

Pretrials 19

TOTAL: 56

VOZAR

Default Hearings 25

Tax Hearings 4

Pretrials 31

TOTAL: 60

WEISS

Default Hearings 32

Tax Hearings 0

Pretrials 19

TOTAL: 51

CUYAHOGA COUNTY COURT OF COMMON PLEAS

DATE: 10/08/2015
 TIME: 2:38 PM

Office of the Magistrates
 Magistrate's Monthly Case Load
 MONTH: SEPTEMBER 2015

PAGE: 1
 CMSR3147

Magistrate Name	Non Tax Total	Tax Cert.	Tax Treas.	Total Tax	Total Cases
AUGUSTYN	115	20	16	36	151
BAKER	273	61	23	84	357
BUCHA	121	27	18	45	166
DYKE	187	36	17	53	240
GONZALEZ	235	49	33	82	317
HIPPLEY	312	73	18	91	403
JACKSON A	227	54	28	82	309
JACKSON J	285	54	23	77	362
KLEIN	208	43	30	73	281
LUCAS	241	87	73	160	401
OLSZTYN	190	40	19	59	249
VOZAR	310	62	26	88	398
WEISS	256	73	44	117	373
Non Tax Total:	2960	Cert.Tax Total: 679	Tax Treas. Total: 368	Total Tax: 1047	Total Cases: 4007

Report CMSR1062 - Judicial Foreclosure Statistics by Judge

Report CMSR1062 provides a list of judicial foreclosure case activity for each Judge. The report identifies how many cases were pending at the beginning of the period. The new cases filed and cases that were transferred in or reactivated are added to the number pending at the beginning of the period. It then shows the type and number of terminations for the period. The total terminations are subtracted from the total pending which provides the pending at the end of the period.

CUYAHOGA COUNTY COURT OF COMMON PLEAS

DATE: 10/08/2015
TIME: 02:29 PM

Foreclosure Statistics by Judge
Reporting Period: September 2015

PAGE: 1
CMSR1062

Judge

AMBROSE, DICK							
	Pending at Beg of Period		New Cases Filed		Cases Transferred In / Reactivated		Total
	103		10		6		119
Terminations							
	Bankruptcy	Default	RefVacated	Court Trial	Dismiss	Other	Total
	1	6	0	0	6	7	20
Total Pending at End of Period							99

ASTRAB, MICHAEL							
	Pending at Beg of Period		New Cases Filed		Cases Transferred In / Reactivated		Total
	134		10		4		148
Terminations							
	Bankruptcy	Default	RefVacated	Court Trial	Dismiss	Other	Total
	2	6	0	0	5	4	17
Total Pending at End of Period							131

BARKER, PAMELA A							
	Pending at Beg of Period		New Cases Filed		Cases Transferred In / Reactivated		Total
	154		9		6		169
Terminations							
	Bankruptcy	Default	RefVacated	Court Trial	Dismiss	Other	Total
	0	7	0	0	3	7	17
Total Pending at End of Period							152

BURNSIDE, JANET R							
	Pending at Beg of Period		New Cases Filed		Cases Transferred In / Reactivated		Total
	126		11		4		141
Terminations							
	Bankruptcy	Default	RefVacated	Court Trial	Dismiss	Other	Total
	1	9	0	0	8	3	21
Total Pending at End of Period							120

CALABRESE, DEENA R							
	Pending at Beg of Period		New Cases Filed		Cases Transferred In / Reactivated		Total
	136		6		5		147
Terminations							
	Bankruptcy	Default	RefVacated	Court Trial	Dismiss	Other	Total
	3	13	0	0	11	5	32
Total Pending at End of Period							115

CLANCY, MAUREEN							
	Pending at Beg of Period		New Cases Filed		Cases Transferred In / Reactivated		Total
	120		15		2		137
Terminations							
	Bankruptcy	Default	RefVacated	Court Trial	Dismiss	Other	Total
	3	3	0	0	7	8	21
Total Pending at End of Period							116

COLLIER-WILLIAMS, CASSANDRA							
	Pending at Beg of Period		New Cases Filed		Cases Transferred In / Reactivated		Total
	128		16		4		148
Terminations							
	Bankruptcy	Default	RefVacated	Court Trial	Dismiss	Other	Total
	2	5	0	0	5	7	19
Total Pending at End of Period							129

CORRIGAN, BRIAN J

CUYAHOGA COUNTY COURT OF COMMON PLEAS

DATE: 10/08/2015
TIME: 02:29 PM

Foreclosure Statistics by Judge
Reporting Period: September 2015

PAGE: 2
CMSR1062

Judge

Pending at Beg of Period		New Cases Filed			Cases Transferred In / Reactivated			Total
123		13			5			141
Terminations								
	Bankruptcy	Default	RefVacated	Court Trial	Dismiss	Other	Total	
	1	9	0	0	8	5	23	
Total Pending at End of Period							118	
<hr/>								
CORRIGAN, PETER J								
Pending at Beg of Period		New Cases Filed			Cases Transferred In / Reactivated			Total
108		15			4			127
Terminations								
	Bankruptcy	Default	RefVacated	Court Trial	Dismiss	Other	Total	
	0	12	0	0	5	8	25	
Total Pending at End of Period							102	
<hr/>								
DONNELLY, MICHAEL P								
Pending at Beg of Period		New Cases Filed			Cases Transferred In / Reactivated			Total
155		16			1			172
Terminations								
	Bankruptcy	Default	RefVacated	Court Trial	Dismiss	Other	Total	
	0	3	0	0	2	5	10	
Total Pending at End of Period							162	
<hr/>								
FRIEDLAND, CAROLYN B								
Pending at Beg of Period		New Cases Filed			Cases Transferred In / Reactivated			Total
121		14			0			135
Terminations								
	Bankruptcy	Default	RefVacated	Court Trial	Dismiss	Other	Total	
	0	4	0	0	4	5	13	
Total Pending at End of Period							122	
<hr/>								
FRIEDMAN, STUART A								
Pending at Beg of Period		New Cases Filed			Cases Transferred In / Reactivated			Total
161		11			4			176
Terminations								
	Bankruptcy	Default	RefVacated	Court Trial	Dismiss	Other	Total	
	1	7	0	0	5	6	19	
Total Pending at End of Period							157	
<hr/>								
FUERST, NANCY A								
Pending at Beg of Period		New Cases Filed			Cases Transferred In / Reactivated			Total
124		14			3			141
Terminations								
	Bankruptcy	Default	RefVacated	Court Trial	Dismiss	Other	Total	
	1	3	0	0	3	4	11	
Total Pending at End of Period							130	
<hr/>								
GALL, STEVEN E								
Pending at Beg of Period		New Cases Filed			Cases Transferred In / Reactivated			Total
126		12			10			148
Terminations								
	Bankruptcy	Default	RefVacated	Court Trial	Dismiss	Other	Total	
	0	8	0	0	5	7	20	
Total Pending at End of Period							128	

GALLAGHER, HOLLIE L

CUYAHOGA COUNTY COURT OF COMMON PLEAS

DATE: 10/08/2015
TIME: 02:29 PM

Foreclosure Statistics by Judge
Reporting Period: September 2015

PAGE: 3
CMSR1062

Judge

Pending at Beg of Period	91	New Cases Filed	10	Cases Transferred In / Reactivated	8	Total	109
Terminations							
Bankruptcy	0	Default	13	RefVacated	0	Court Trial	0
				Dismiss	5	Other	2
						Total	20
Total Pending at End of Period							89

GALLAGHER, SHANNON M

Pending at Beg of Period	124	New Cases Filed	12	Cases Transferred In / Reactivated	4	Total	140
Terminations							
Bankruptcy	0	Default	4	RefVacated	0	Court Trial	0
				Dismiss	6	Other	4
						Total	14
Total Pending at End of Period							126

GAUL, DANIEL

Pending at Beg of Period	157	New Cases Filed	11	Cases Transferred In / Reactivated	4	Total	172
Terminations							
Bankruptcy	1	Default	4	RefVacated	0	Court Trial	0
				Dismiss	5	Other	8
						Total	18
Total Pending at End of Period							154

JACKSON, MICHAEL E

Pending at Beg of Period	126	New Cases Filed	14	Cases Transferred In / Reactivated	4	Total	144
Terminations							
Bankruptcy	1	Default	4	RefVacated	0	Court Trial	0
				Dismiss	3	Other	3
						Total	11
Total Pending at End of Period							133

MATIA, DAVID T

Pending at Beg of Period	145	New Cases Filed	15	Cases Transferred In / Reactivated	4	Total	164
Terminations							
Bankruptcy	1	Default	1	RefVacated	0	Court Trial	0
				Dismiss	6	Other	15
						Total	23
Total Pending at End of Period							141

MCCLELLAND, ROBERT C

Pending at Beg of Period	122	New Cases Filed	18	Cases Transferred In / Reactivated	7	Total	147
Terminations							
Bankruptcy	4	Default	14	RefVacated	0	Court Trial	0
				Dismiss	12	Other	11
						Total	41
Total Pending at End of Period							106

MCCORMICK, TIMOTHY

Pending at Beg of Period	125	New Cases Filed	9	Cases Transferred In / Reactivated	2	Total	136
Terminations							
Bankruptcy	0	Default	25	RefVacated	0	Court Trial	0
				Dismiss	14	Other	9
						Total	48
Total Pending at End of Period							88

MCDONNELL, NANCY R

CUYAHOGA COUNTY COURT OF COMMON PLEAS

DATE: 10/08/2015
TIME: 02:29 PM

Foreclosure Statistics by Judge
Reporting Period: September 2015

PAGE: 4
CMSR1062

Judge

Pending at Beg of Period		New Cases Filed		Cases Transferred In / Reactivated		Total
147		18		3		168
Terminations						
Bankruptcy	0	Default	7	RefVacated	0	Court Trial
					5	Dismiss
						Other
					3	Total
						15
Total Pending at End of Period						153

O'DONNELL, JOHN P

Pending at Beg of Period		New Cases Filed		Cases Transferred In / Reactivated		Total
121		19		5		145
Terminations						
Bankruptcy	1	Default	6	RefVacated	0	Court Trial
					0	Dismiss
					4	Other
						6
						Total
						17
Total Pending at End of Period						128

RONALD SUSTER, VJ

Pending at Beg of Period		New Cases Filed		Cases Transferred In / Reactivated		Total
135		16		5		156
Terminations						
Bankruptcy	0	Default	9	RefVacated	0	Court Trial
					0	Dismiss
					7	Other
						2
						Total
						18
Total Pending at End of Period						138

RUSSO, JOHN J

Pending at Beg of Period		New Cases Filed		Cases Transferred In / Reactivated		Total
63		4		6		73
Terminations						
Bankruptcy	0	Default	4	RefVacated	0	Court Trial
					0	Dismiss
					5	Other
						1
						Total
						10
Total Pending at End of Period						63

RUSSO, JOSEPH D

Pending at Beg of Period		New Cases Filed		Cases Transferred In / Reactivated		Total
107		11		3		121
Terminations						
Bankruptcy	0	Default	9	RefVacated	0	Court Trial
					0	Dismiss
					3	Other
						2
						Total
						14
Total Pending at End of Period						107

RUSSO, MICHAEL J

Pending at Beg of Period		New Cases Filed		Cases Transferred In / Reactivated		Total
127		10		4		141
Terminations						
Bankruptcy	1	Default	10	RefVacated	0	Court Trial
					1	Dismiss
					3	Other
						3
						Total
						18
Total Pending at End of Period						123

RUSSO, NANCY MARGARET

Pending at Beg of Period		New Cases Filed		Cases Transferred In / Reactivated		Total
89		19		2		110
Terminations						
Bankruptcy	1	Default	10	RefVacated	0	Court Trial
					0	Dismiss
					5	Other
						4
						Total
						20
Total Pending at End of Period						90

SAFFOLD, SHIRLEY STRICKLAND

CUYAHOGA COUNTY COURT OF COMMON PLEAS

DATE: 10/08/2015
TIME: 02:29 PM

Foreclosure Statistics by Judge
Reporting Period: September 2015

PAGE: 5
CMSR1062

Judge

Pending at Beg of Period		New Cases Filed		Cases Transferred In / Reactivated			Total
135		18		5			158
Terminations	Bankruptcy	Default	RefVacated	Court Trial	Dismiss	Other	Total
	2	4	0	0	10	9	25
Total Pending at End of Period							133
<hr/>							
Pending at Beg of Period		New Cases Filed		Cases Transferred In / Reactivated			Total
124		12		6			142
Terminations	Bankruptcy	Default	RefVacated	Court Trial	Dismiss	Other	Total
	2	16	0	0	3	9	30
Total Pending at End of Period							112
<hr/>							
Pending at Beg of Period		New Cases Filed		Cases Transferred In / Reactivated			Total
137		9		5			151
Terminations	Bankruptcy	Default	RefVacated	Court Trial	Dismiss	Other	Total
	1	3	0	0	5	5	14
Total Pending at End of Period							137
<hr/>							
Pending at Beg of Period		New Cases Filed		Cases Transferred In / Reactivated			Total
104		8		5			117
Terminations	Bankruptcy	Default	RefVacated	Court Trial	Dismiss	Other	Total
	0	9	0	0	8	15	32
Total Pending at End of Period							85
<hr/>							
Pending at Beg of Period		New Cases Filed		Cases Transferred In / Reactivated			Total
117		15		7			139
Terminations	Bankruptcy	Default	RefVacated	Court Trial	Dismiss	Other	Total
	0	7	0	0	10	11	28
Total Pending at End of Period							111
<hr/>							
Pending at Beg of Period		New Cases Filed		Cases Transferred In / Reactivated			Total
144		11		6			161
Terminations	Bankruptcy	Default	RefVacated	Court Trial	Dismiss	Other	Total
	1	10	0	0	6	9	26
Total Pending at End of Period							135

Monthly Summary

MONTHLY SUMMARY

September 2015

NAME	PEND	ASSIGNED			TRIALS						DISP	PENDING				+ -
		CV	CR	TOT	JURY			COURT				CV	FR	CR	TOT	
Dick Ambrose	403	51	35	86	0	1	1	0	1	1	77	214	98	100	412	-9
Michael K. Astrab	470	48	27	75	0	0	0	0	1	1	80	222	131	112	465	+5
Pamela A. Barker	464	51	28	79	1	0	1	0	0	0	106	208	151	78	437	+27
Janet R. Burnside	419	48	21	69	1	0	1	0	2	2	76	214	120	78	412	+7
Deena R. Calabrese	435	50	35	85	0	0	0	0	0	0	94	209	114	103	426	+9
Maureen Clancy	383	47	26	73	0	0	0	0	0	0	94	171	116	75	362	+21
Cassandra Collier-Willia	474	48	22	70	0	0	0	0	0	0	87	196	129	132	457	+17
Brian J. Corrigan	518	55	29	84	1	1	2	0	0	0	106	271	118	107	496	+22
Peter J. Corrigan	419	51	26	77	0	3	3	1	1	2	85	205	102	104	411	+8
Michael P. Donnelly	416	44	30	74	0	3	3	0	0	0	66	181	162	81	424	-8
Carolyn B. Friedland	469	44	31	75	0	1	1	0	1	1	75	227	120	122	469	0
Stuart A. Friedman	472	49	26	75	0	1	1	0	0	0	83	197	156	111	464	+8
Nancy A. Fuerst	402	47	20	67	0	1	1	0	0	0	68	200	130	71	401	+1
Steven E. Gall	413	53	35	88	0	2	2	0	0	0	73	198	128	102	428	-15
Hollie L. Gallagher	349	54	26	80	0	0	0	0	0	0	74	200	89	66	355	-6
Shannon M. Gallagher	433	51	14	65	0	0	0	0	1	1	79	208	122	89	419	+14
Daniel Gaul	500	55	23	78	0	2	2	1	0	1	94	223	154	107	484	+16
Michael E Jackson	534	52	38	90	0	1	1	0	0	0	66	237	132	189	558	-24
Lance T. Mason	400	54	31	85	0	0	0	0	1	1	83	143	136	123	402	-2
David T. Matia	436	46	36	82	0	1	1	0	0	0	91	189	141	97	427	+9
Robert C. McClelland	516	52	28	80	1	0	1	0	1	1	110	265	106	115	486	+30
Timothy McCormick	393	48	40	88	0	0	0	0	0	0	125	187	88	81	356	+37
Nancy R. McDonnell	420	51	34	85	0	1	1	0	0	0	73	183	152	97	432	-12
John P. O'Donnell	447	48	22	70	1	1	2	1	0	1	90	221	127	79	427	+20
John J. Russo	207	27	15	42	1	0	1	0	0	0	55	110	63	21	194	+13
Joseph D. Russo	441	51	21	72	1	0	1	1	0	1	74	213	106	120	439	+2
Michael J. Russo	397	45	27	72	0	0	0	0	0	0	73	195	123	78	396	+1
Nancy Margaret Russo	263	51	25	76	0	0	0	0	0	0	75	124	89	51	264	-1
Shirley Strickland Saffold	422	53	29	82	0	0	0	0	0	0	101	176	133	94	403	+19
Brendan J. Sheehan	355	52	22	74	0	2	2	1	3	4	102	148	112	67	327	+28
John D. Sutula	542	51	34	85	0	1	1	0	0	0	67	271	137	152	560	-18
Kathleen Ann Sutula	355	51	24	75	0	0	0	0	0	0	100	187	85	58	330	+25
Joan Synenberg	400	51	34	85	0	1	1	0	0	0	111	184	110	80	374	+26
José A. Villanueva	497	50	29	79	0	3	3	0	1	1	100	220	135	121	476	+21
TOTALS	14464	1679	943	2622	7	26	33	5	13	18	2913	6797	4115	3261	14173	+291

Year to Date Summary

SUMMARY FOR THE COURT

January - September 2015

NAME	PEND	ASSIGNED			TRIALS						DISP	PENDING				+ -
		CV	CR	TOT	JURY			COURT				CV	FR	CR	TOT	
Dick Ambrose	452	486	281	767	2	3	5	1	1	2	807	214	98	100	412	+ 40
Michael K. Astrab	478	478	255	733	1	8	9	2	5	7	746	222	131	112	465	+ 13
Pamela A. Barker	487	496	248	744	3	4	7	0	2	2	794	208	151	78	437	+ 50
Janet R. Burnside	436	469	275	744	3	3	6	2	12	14	768	214	120	78	412	+ 24
Deena R. Calabrese	473	472	282	754	2	12	14	3	2	5	801	209	114	103	426	+ 47
Maureen Clancy	430	482	239	721	0	7	7	1	0	1	789	171	116	75	362	+ 68
Cassandra Collier-Willia	471	485	311	796	1	1	2	0	0	0	810	196	129	132	457	+ 14
Brian J. Corrigan	541	497	264	761	5	3	8	0	5	5	806	271	118	107	496	+ 45
Peter J. Corrigan	432	466	226	692	1	5	6	2	3	5	713	205	102	104	411	+ 21
Michael P. Donnelly	415	480	225	705	5	12	17	0	5	5	696	181	162	81	424	- 9
Carolyn B. Friedland	483	481	255	736	2	4	6	0	12	12	750	227	120	122	469	+ 14
Stuart A. Friedman	520	460	243	703	1	5	6	0	6	6	759	197	156	111	464	+ 56
Nancy A. Fuerst	393	453	238	691	2	2	4	0	1	1	683	200	130	71	401	- 8
Steven E. Gall	494	479	296	775	3	9	12	0	2	2	841	198	128	102	428	+ 66
Hollie L. Gallagher	379	474	195	669	3	2	5	0	1	1	693	200	89	66	355	+ 24
Shannon M. Gallagher	533	445	247	692	1	5	6	0	4	4	806	208	122	89	419	+ 114
Daniel Gaul	644	485	264	749	2	8	10	1	3	4	909	223	154	107	484	+ 160
Michael E Jackson	506	485	344	829	2	5	7	0	1	1	777	237	132	189	558	- 52
Lance T. Mason	434	485	267	752	3	0	3	0	9	9	784	143	136	123	402	+ 32
David T. Matia	455	494	305	799	0	7	7	0	2	2	827	189	141	97	427	+ 28
Robert C. McClelland	538	467	257	724	1	0	1	2	7	9	776	265	106	115	486	+ 52
Timothy McCormick	414	486	289	775	2	8	10	1	1	2	833	187	88	81	356	+ 58
Nancy R. McDonnell	423	473	268	741	5	10	15	0	1	1	732	183	152	97	432	- 9
John P. O'Donnell	555	455	252	707	6	10	16	5	1	6	835	221	127	79	427	+ 128
John J. Russo	178	275	78	353	2	1	3	0	1	1	337	110	63	21	194	- 16
Joseph D. Russo	477	471	237	708	3	1	4	2	1	3	746	213	106	120	439	+ 38
Michael J. Russo	403	468	241	709	0	3	3	0	2	2	716	195	123	78	396	+ 7
Nancy Margaret Russo	258	489	209	698	0	4	4	0	4	4	692	124	89	51	264	- 6
Shirley Strickland Saffold	462	484	286	770	2	7	9	1	0	1	829	176	133	94	403	+ 59
Brendan J. Sheehan	320	493	222	715	2	9	11	3	7	10	708	148	112	67	327	- 7
John D. Sutula	569	481	326	807	1	3	4	1	2	3	816	271	137	152	560	+ 9
Kathleen Ann Sutula	347	498	241	739	1	8	9	0	0	0	756	187	85	58	330	+ 17
Joan Synenberg	398	510	338	848	0	4	4	0	1	1	872	184	110	80	374	+ 24
José A. Villanueva	551	478	233	711	2	7	9	1	3	4	786	220	135	121	476	+ 75
TOTALS	15349	16080	8737	24817	69	180	249	28	107	135	25993	6797	4115	3261	14173	+ 1176

Corrections/Adjustments