



***Statistics Report  
August 2015***

***John J. Russo  
Administrative and Presiding Judge***

**TABLE OF CONTENTS**

**Criminal Statistics**

Newly Filed, Re-Activated and Transferred in Cases _____	4
Yearly Criminal Terminations _____	5
Pending Criminal Cases End of Period _____	6
Clearance Rate _____	7
Arrest to Disposition Timeline _____	8
Average Arrest to Disposition Timeline (Jail Cases) _____	9
Average Arrest to Disposition Timeline (Non-Jail Cases) _____	10
Average Arrest to Disposition Timeline (Jail and Non-Jail Cases) _____	11
Yearly Average Arrest to Disposition Timeline _____	12
Indictments and Informations Filed With the Clerk of Courts _____	13
Bail Case Arraignment Activity _____	14
Overall Arraignment Statistics _____	15

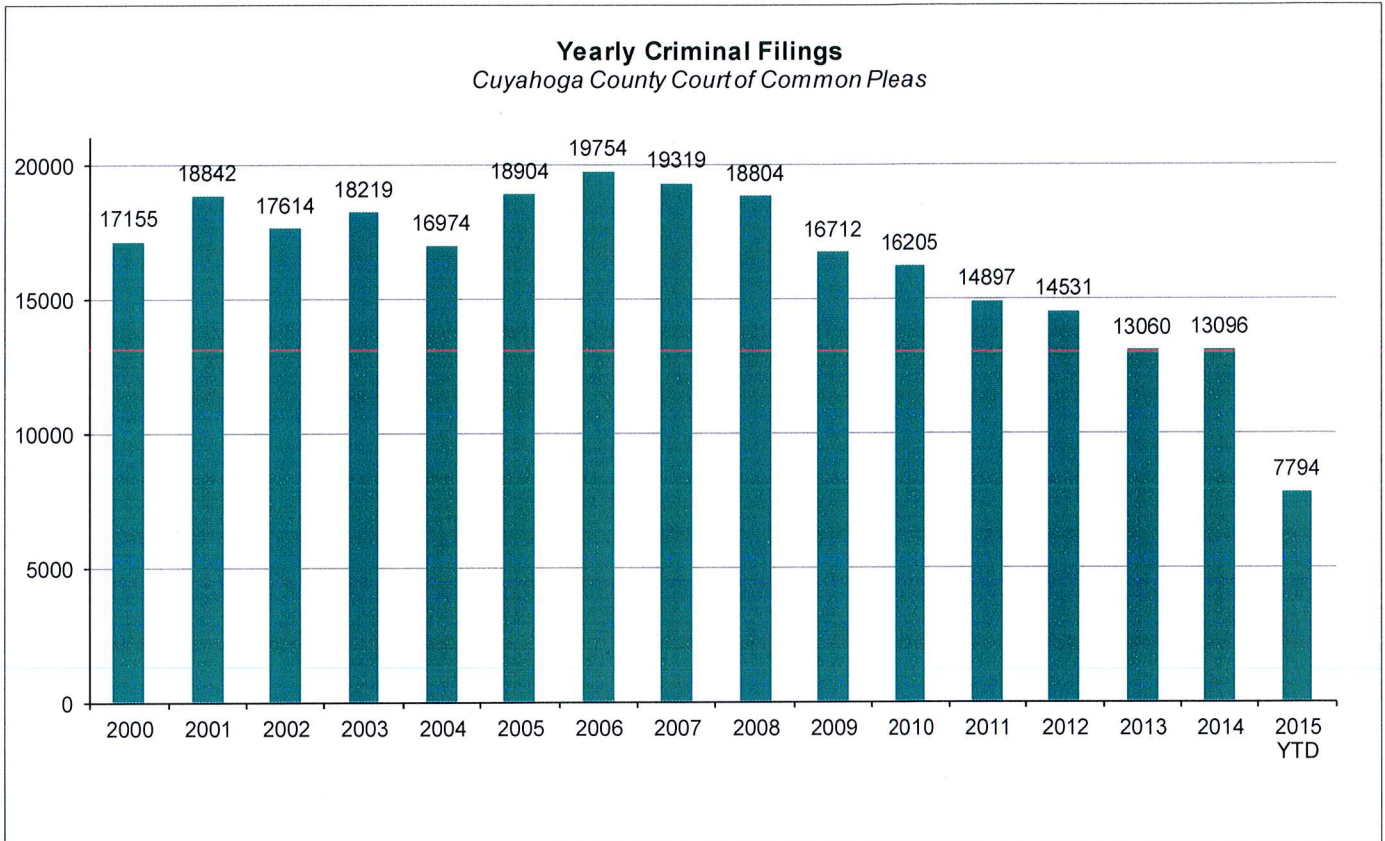
**Foreclosure Statistics**

Total Pending Judicial Foreclosure Cases Referred to Magistrates _____	17
Total Pending Tax Lien & Certificate Cases Referred to Magistrates _____	18
Percentage of Pending Judicial Foreclosure Cases By Filing Year _____	19
Judicial Foreclosure Clearance Rate Year 2015 _____	20
Avg. Number of Days to Disp. (Excl. Bank. Stays & Tax Lien & Tax Cert.) _____	21
Avg. Number of Days to Disp. (Excl. Bank. Stays & Incl. Tax Lien & Tax Cert.) _____	22
Total New Judicial Foreclosure Filings _____	23
New Marsh of Lien/Quiet Title/Partition Case Filings for Years 2005 – 2015 YTD _____	24
New Marsh of Lien/Quiet Title/Partition Case Filings by month for 2015 YTD _____	24
New Tax Lien & Certificate Filings for Years 2005 – 2015 YTD _____	25
New Tax Lien & Certificate Filings by Month for Year 2015 YTD _____	25
Total New Judicial Foreclosure Filings Years 2005 – 2015 YTD _____	26
Total New Judicial Foreclosure Filings by Month for Year 2015 YTD _____	26
Magistrate's Monthly Reports _____	27
Report CMSR1062 - Judicial Foreclosure Statistics by Judge _____	35
Monthly Summary _____	41
Year to Date Summary _____	43
Corrections/Adjustments _____	45

# *Criminal Case Statistics*

## Newly Filed, Re-Activated and Transferred in Cases

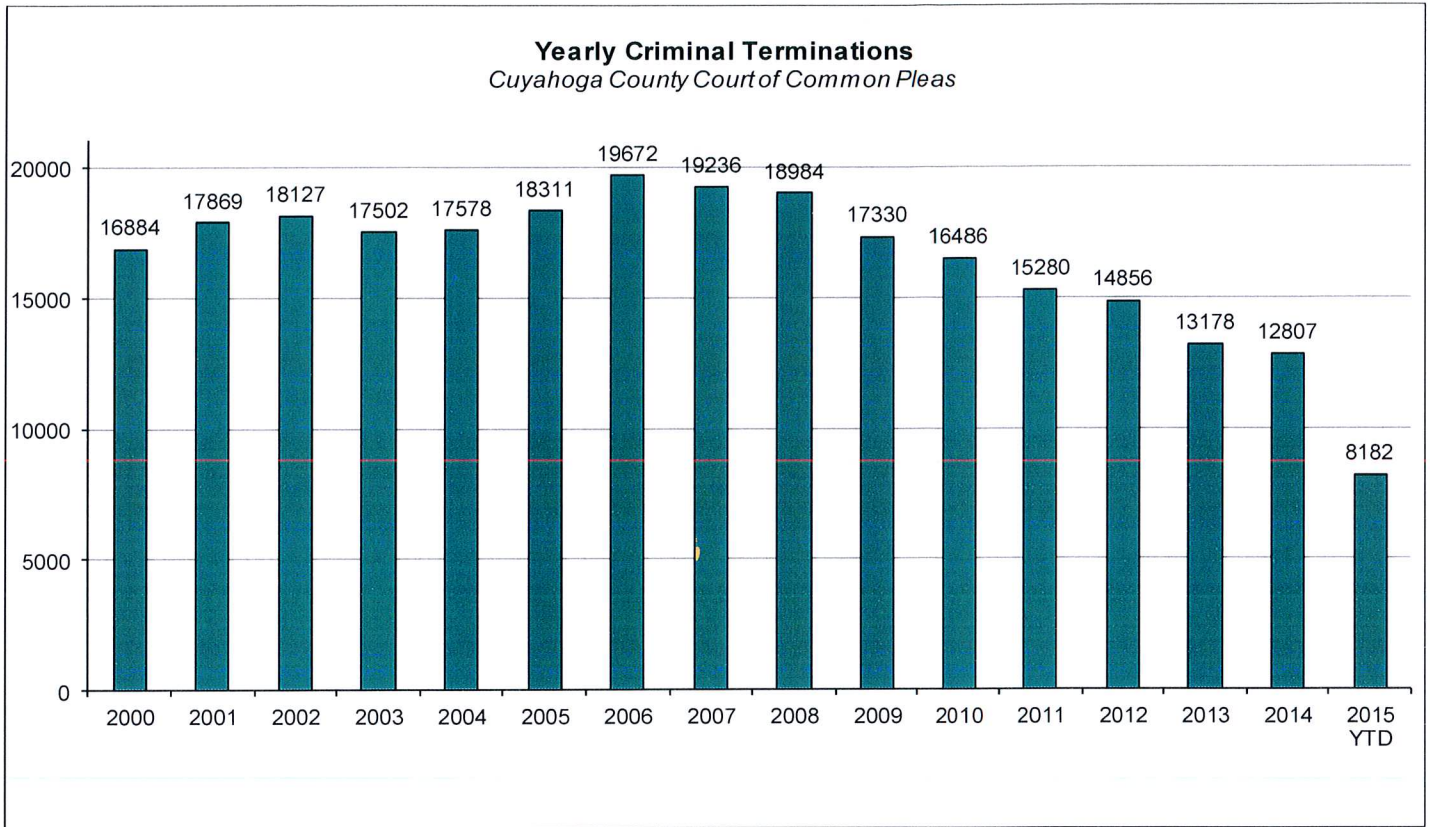
The following chart is a representation of all filed cases in Cuyahoga County Court of Common Pleas from 2000 – August 2015. Newly filed cases are defined as having been arraigned and assigned to a Judge. Re-activated cases are defined as cases where a defendant was unavailable for trial and has now become ready to proceed. Transferred cases are defined as cases moved from one judge's docket to another. This could be due to re-assignment to a Mental Health Judge or after additional information indicates that by Court rule, the case should have been assigned to another Judge.





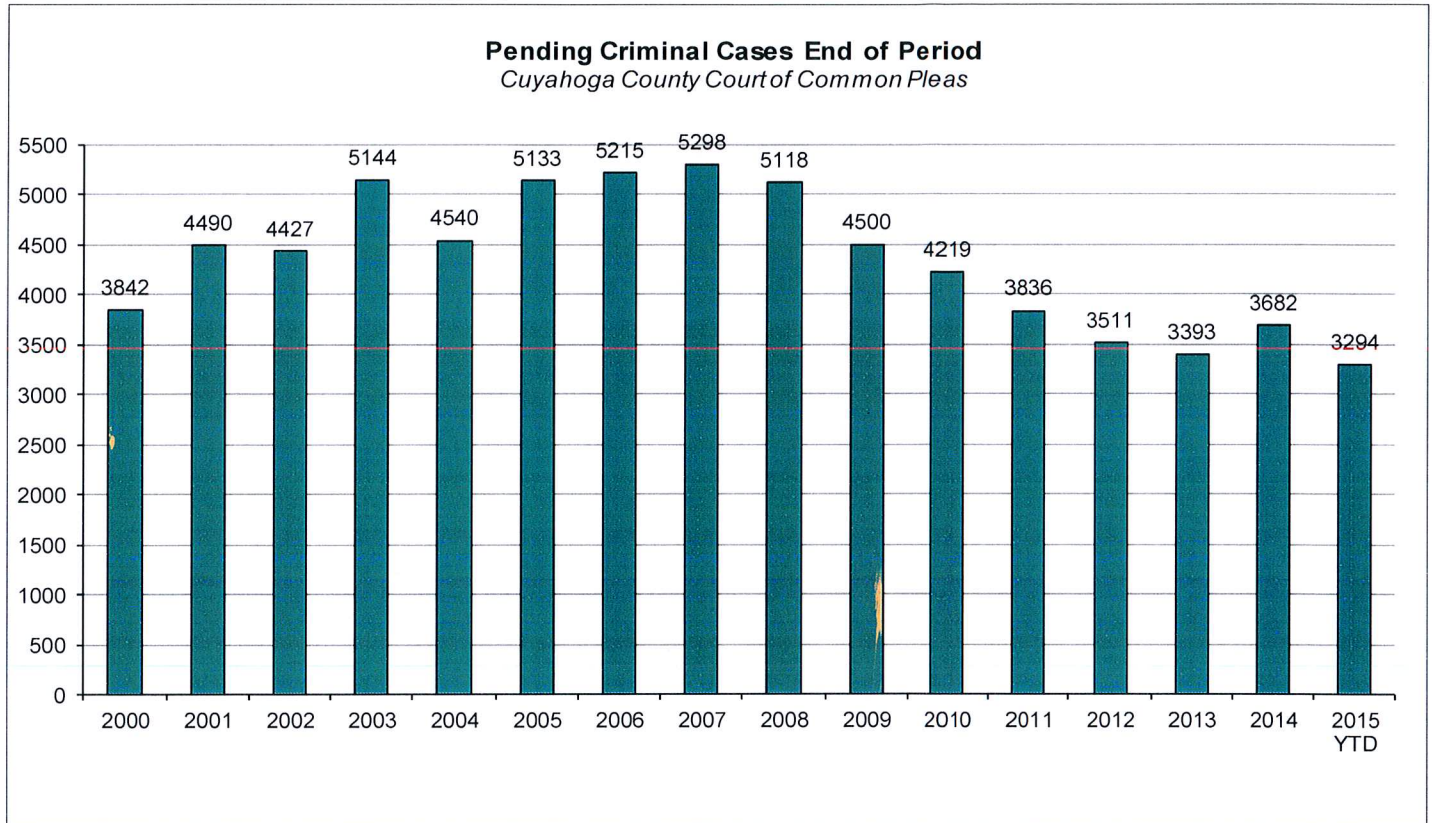
## Yearly Criminal Terminations

The following chart represents cases that have been terminated by the court from 2000 – August 2015. These cases have been terminated either by trial; plea, dismissal or a defendant is unavailable for trial or sentencing.



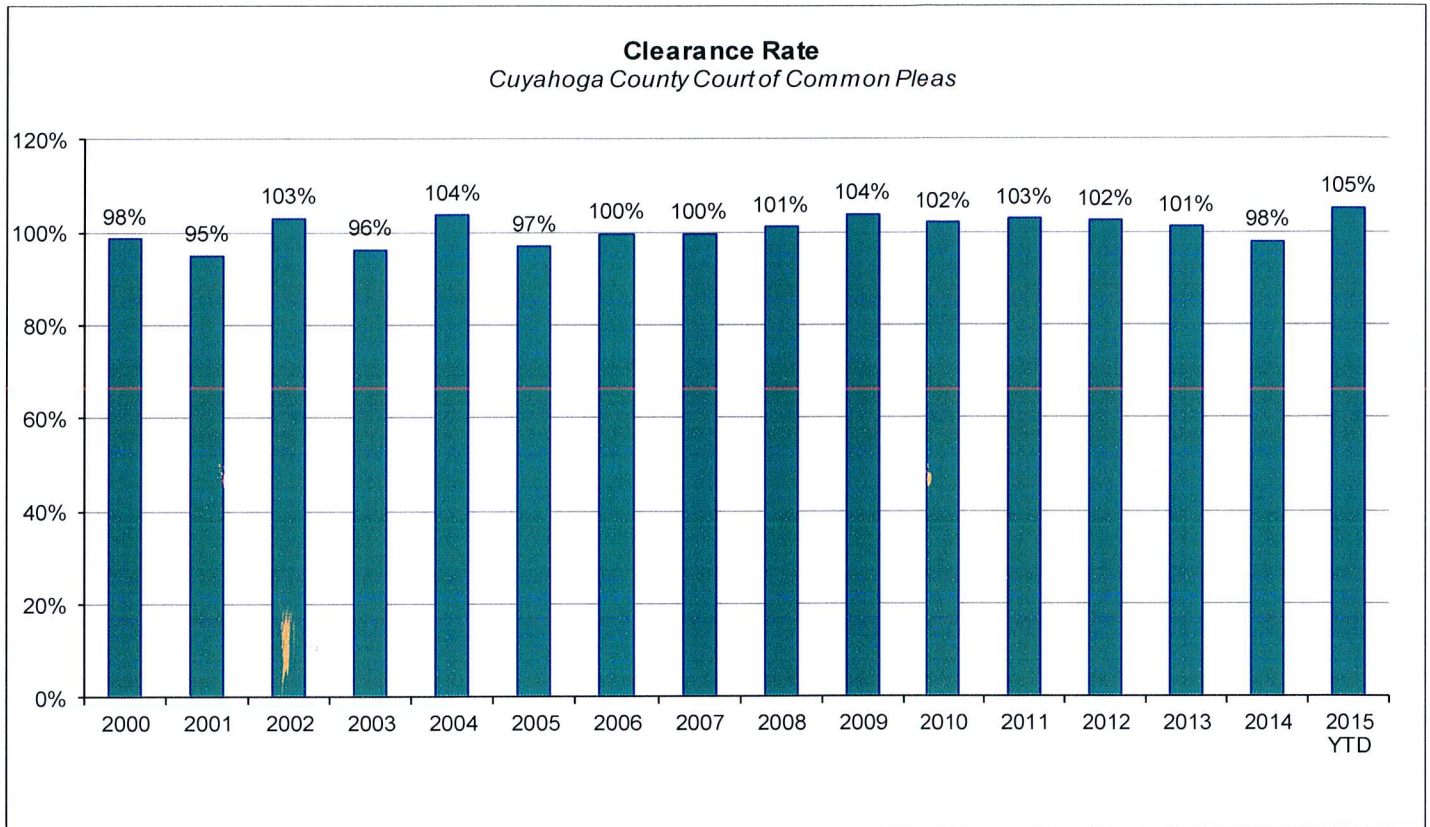
## Pending Criminal Cases End of Period

The following chart represents the total number of cases pending at the end of the reporting period from 2000 – August 2015. Pending criminal cases at the end of the period is determined by adding the total number of pending cases at the beginning of the reporting period, and all newly filed, re-activated and transferred in cases. The total number of cases terminated in the period is subtracted from the sum total pending at the beginning of the period to give the value pending at the end of the period.



## Clearance Rate

The Clearance Rate is the total number of outgoing cases as a percentage of the number of incoming cases. Clearance rate measures whether the court is keeping up with its incoming caseload. If cases are not disposed in a timely manner, a backlog of cases awaiting disposition will grow. A Clearance Rate of 100% indicates that at least as many cases have been filed, reopened, or reactivated in a period have been disposed.





## ***Arrest to Disposition Timeline***

Arrest to disposition timeline is a method to measure how felony cases flow through the Cuyahoga County Criminal Justice System. By capturing how long a case takes to move from stage to stage, we can examine where problems may exist and where potential improvements in case processing can be made.

The source data was extracted from the Cuyahoga County Court of Common Pleas Case Management System. The overall population of sample data was based on cases terminated in a given month excluding cases that have gone through diversion programs. A case is defined as a defendant and all charges involved in a single incident. The period for the extracted data is from August 2015.

The stages examined were:

Arrest to Indictment  
Indictment to Arraignment  
Arraignment to 1<sup>st</sup> Pre-Trial  
1<sup>st</sup> Pre-Trial to Plea/Trial  
Plea/Trial to Termination

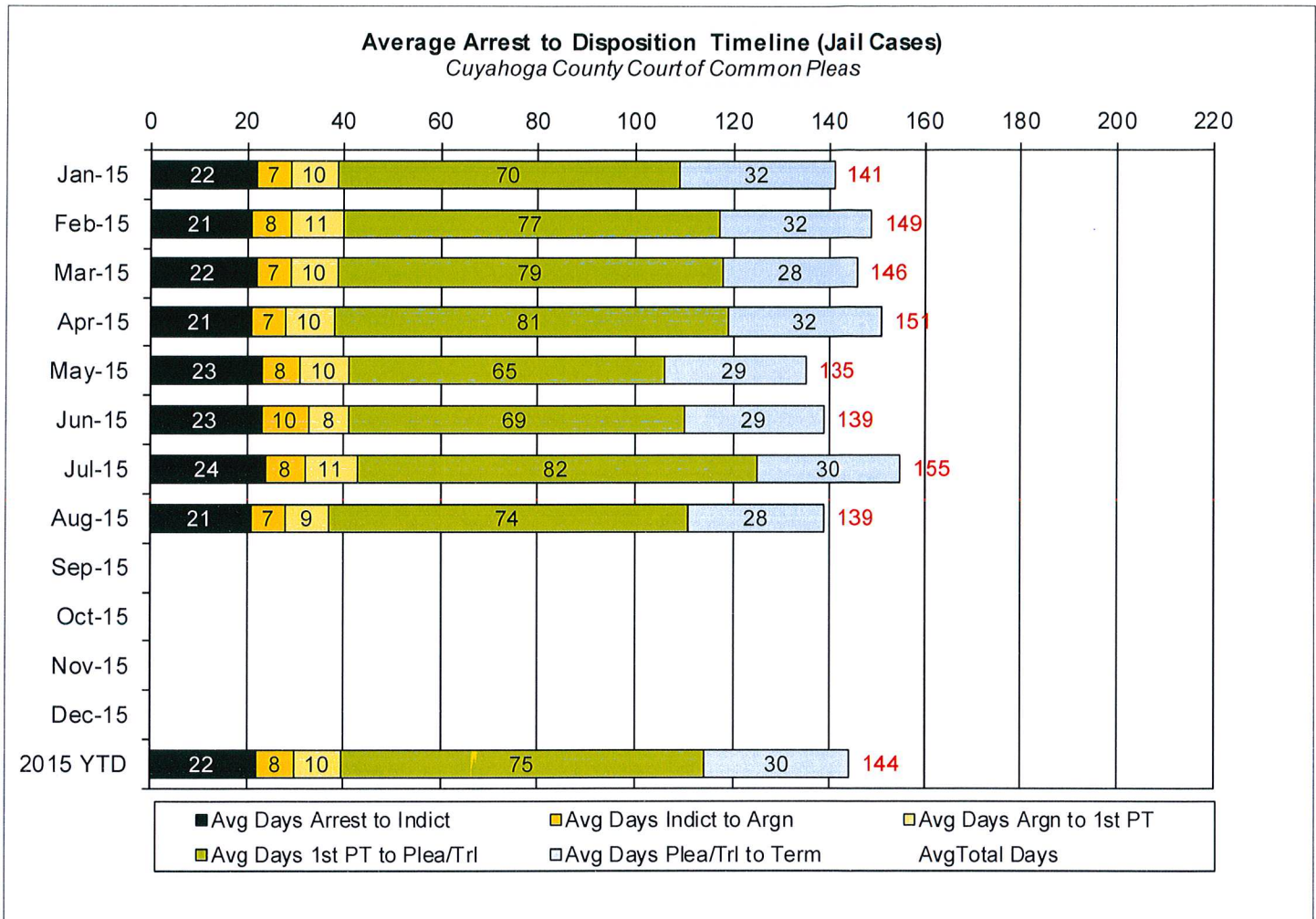
Due to the fact that each case may or may not have all of the stage date elements, a method to arrive at stage averages was applied. For a case to be included in the average for a stage there would need to be both dates for the given stage. A case would be included in the Arrest to Indictment stage if both arrest date and indictment date were available. This method was applied to each of the five stages. Next we calculated the total number of cases that met the date criteria for each of the ranges and also the total number of days between each date. To arrive at an average, the total number of days for each case in each range was calculated and divided by the total number of cases that met the date criteria. If a case had a time period or periods where the defendant was capiased or referred to the Psych Clinic, that amount of time was subtracted from the appropriate range. For re-indicted cases, the original arrest date is used.

The following three charts are for Jail, Non-Jail and combined Jail and Non-Jail cases. Jail and Non-Jail cases are defined by the posting of bond prior to plea or trial.



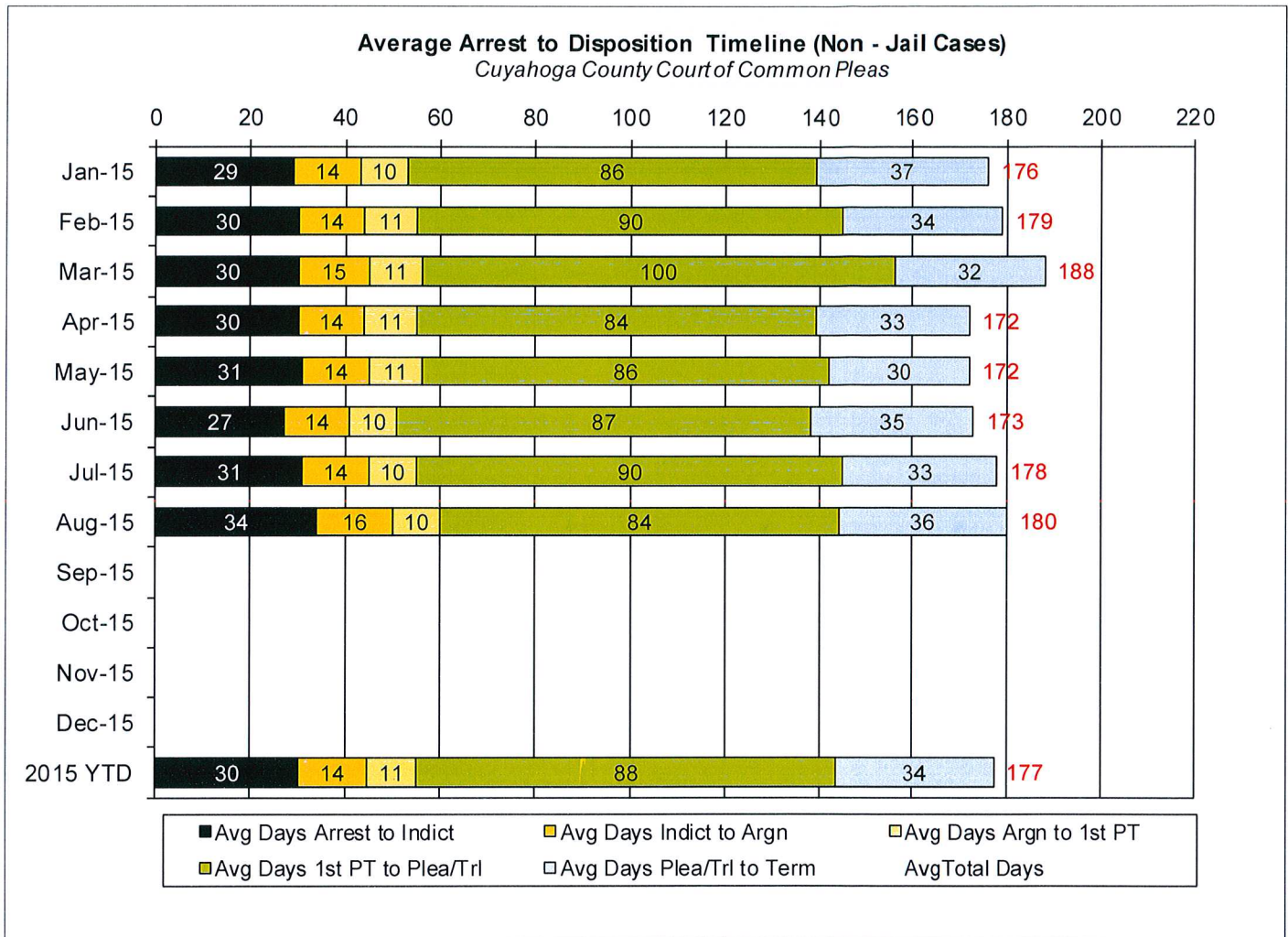
# CUYAHOGA COUNTY COMMON PLEAS COURT

## Average Arrest to Disposition Timeline (Jail Cases)



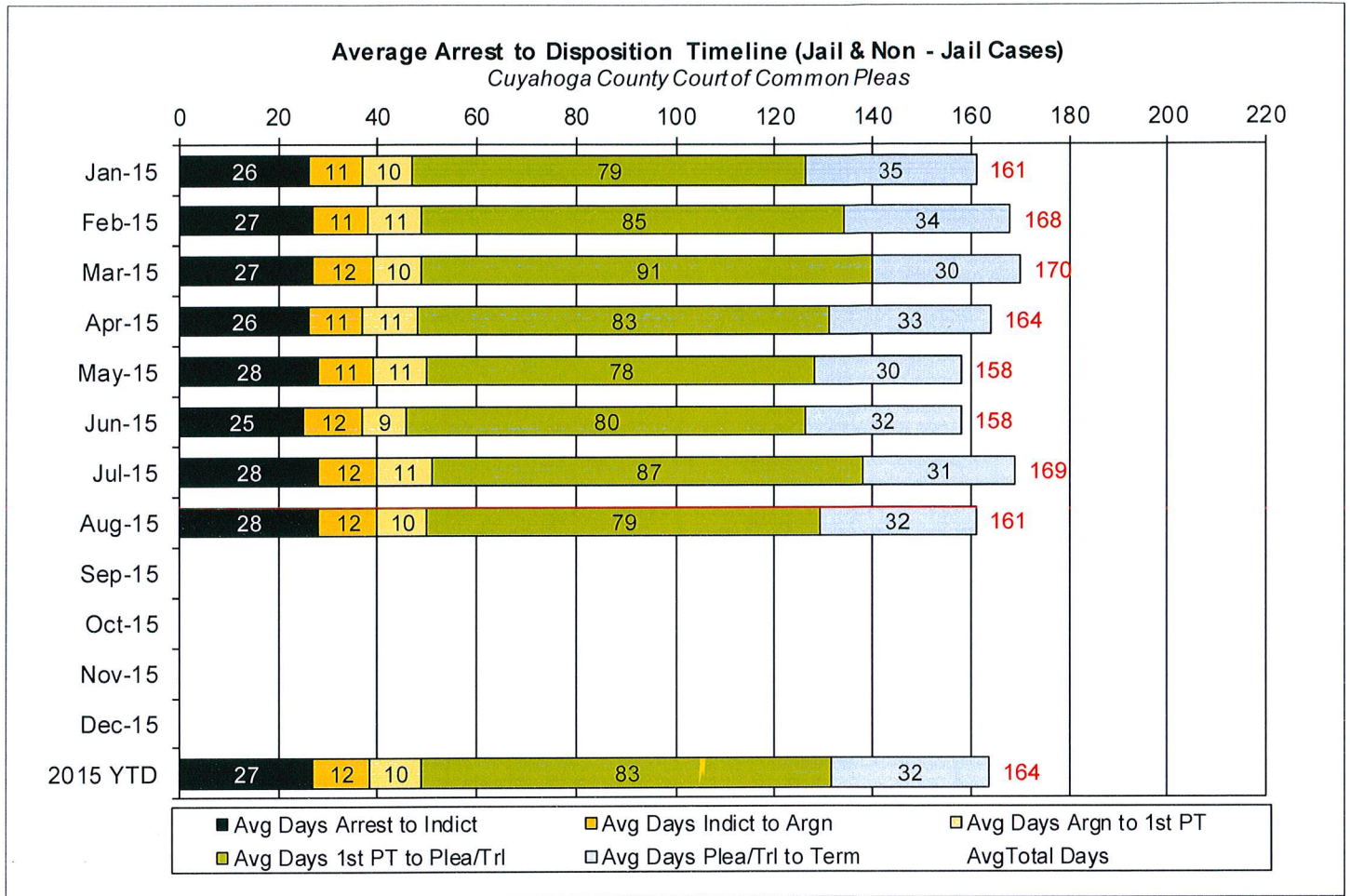
# CUYAHOGA COUNTY COMMON PLEAS COURT

## Average Arrest to Disposition Timeline (Non-Jail Cases)



# CUYAHOGA COUNTY COMMON PLEAS COURT

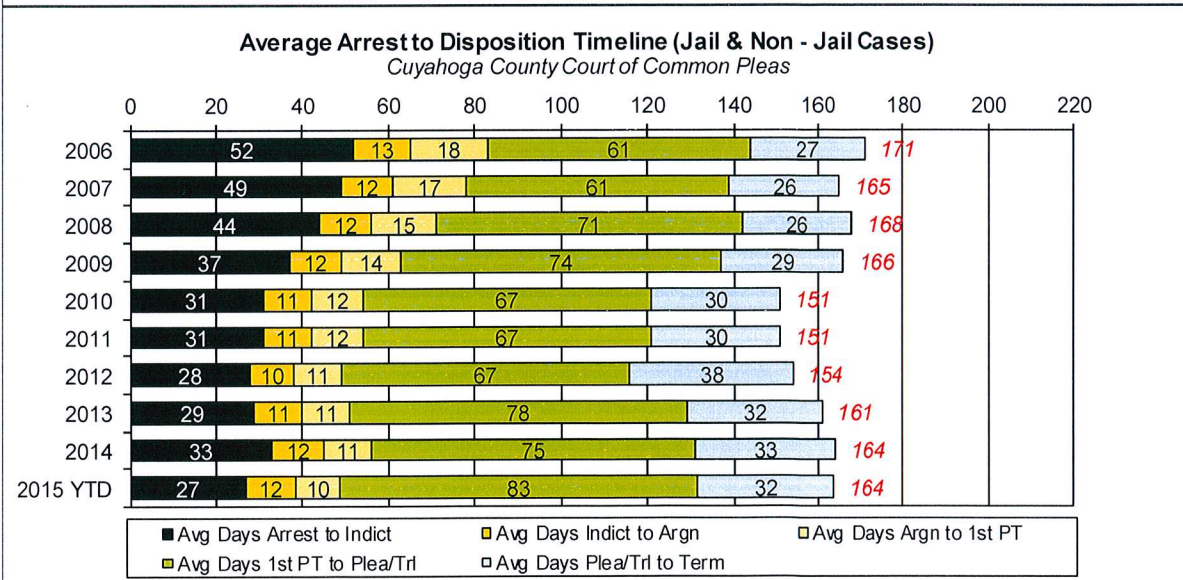
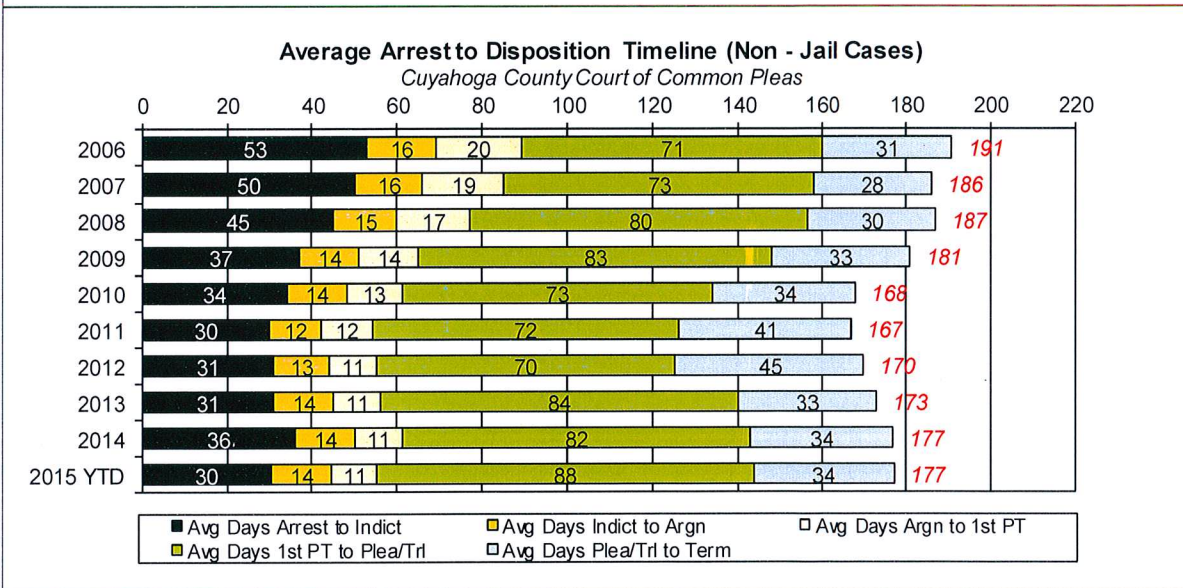
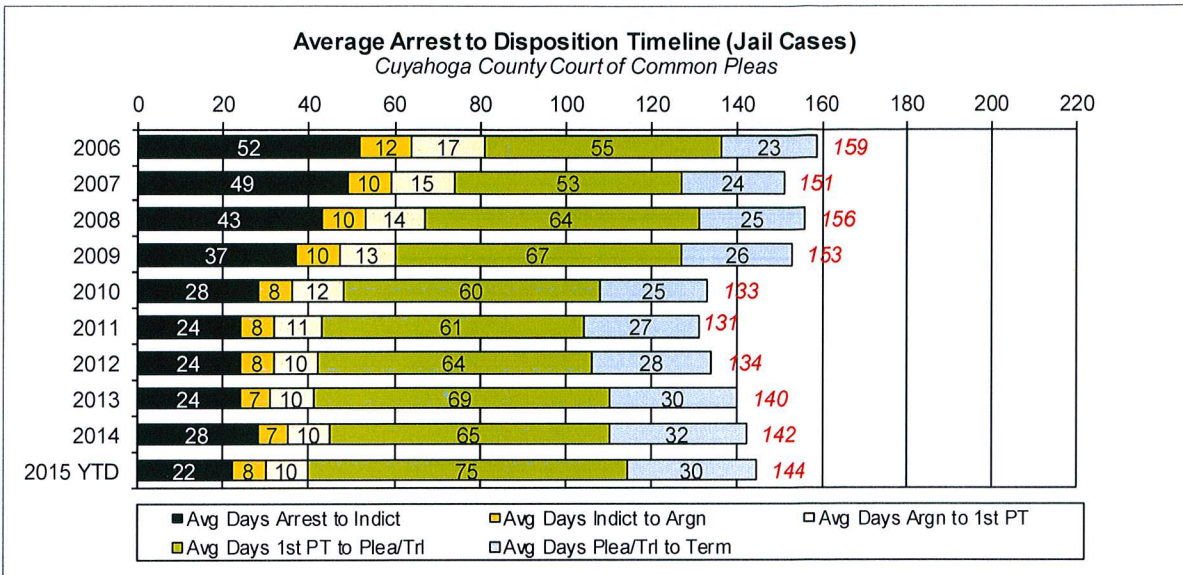
## Average Arrest to Disposition Timeline (Jail and Non-Jail Cases)





# CUYAHOGA COUNTY COMMON PLEAS COURT

## Yearly Average Arrest to Disposition Timeline

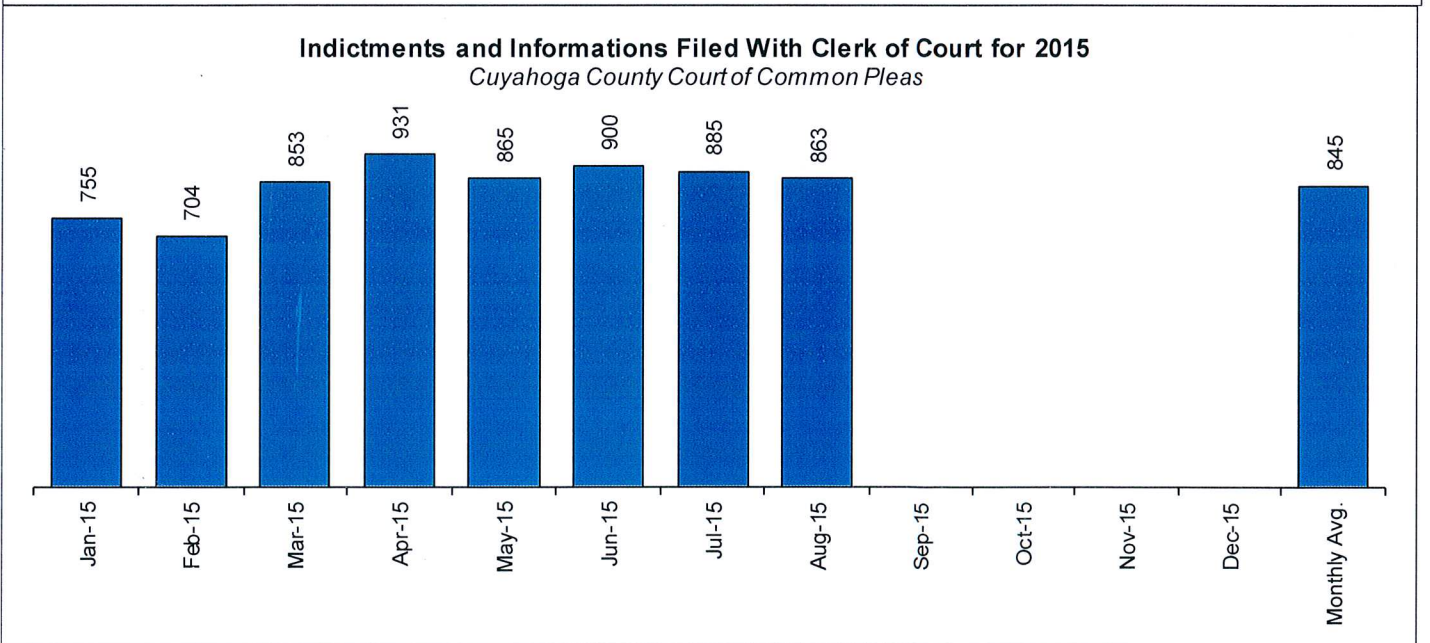
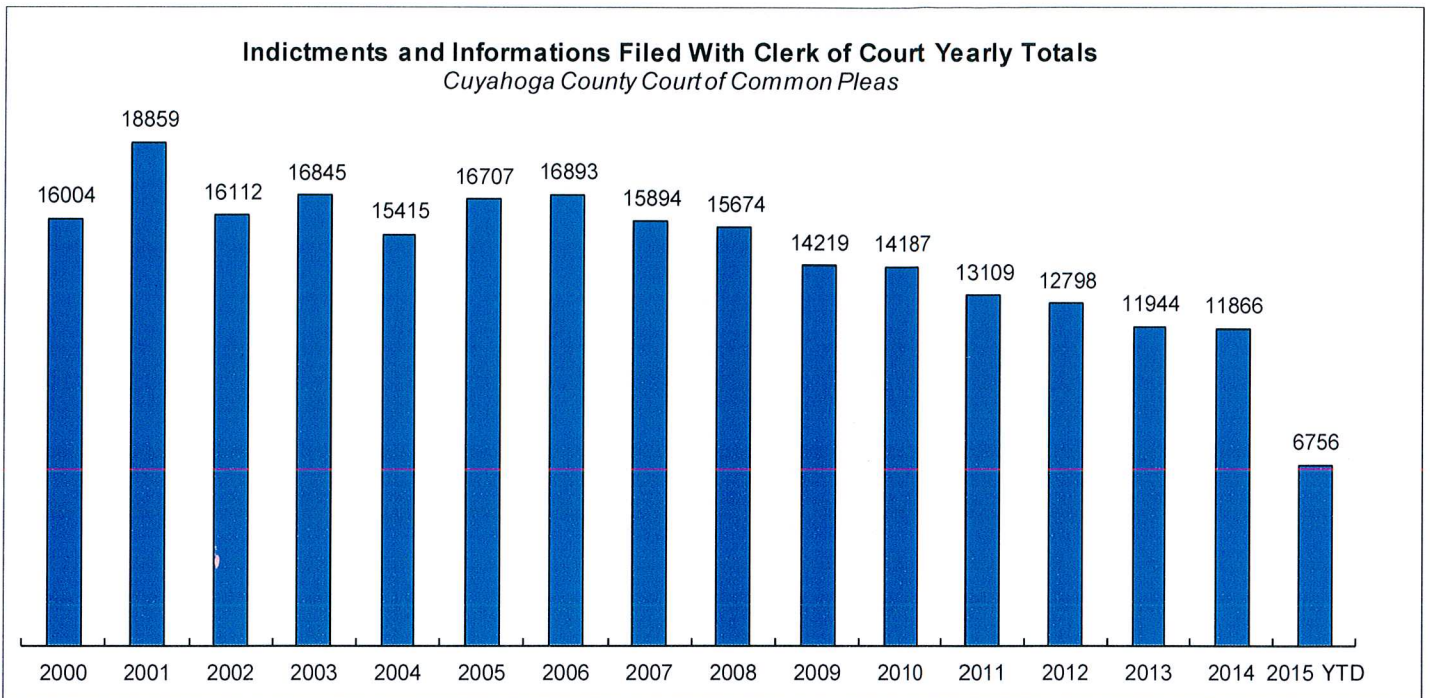




# CUYAHOGA COUNTY COMMON PLEAS COURT

## Indictments and Informations Filed With the Clerk of Courts

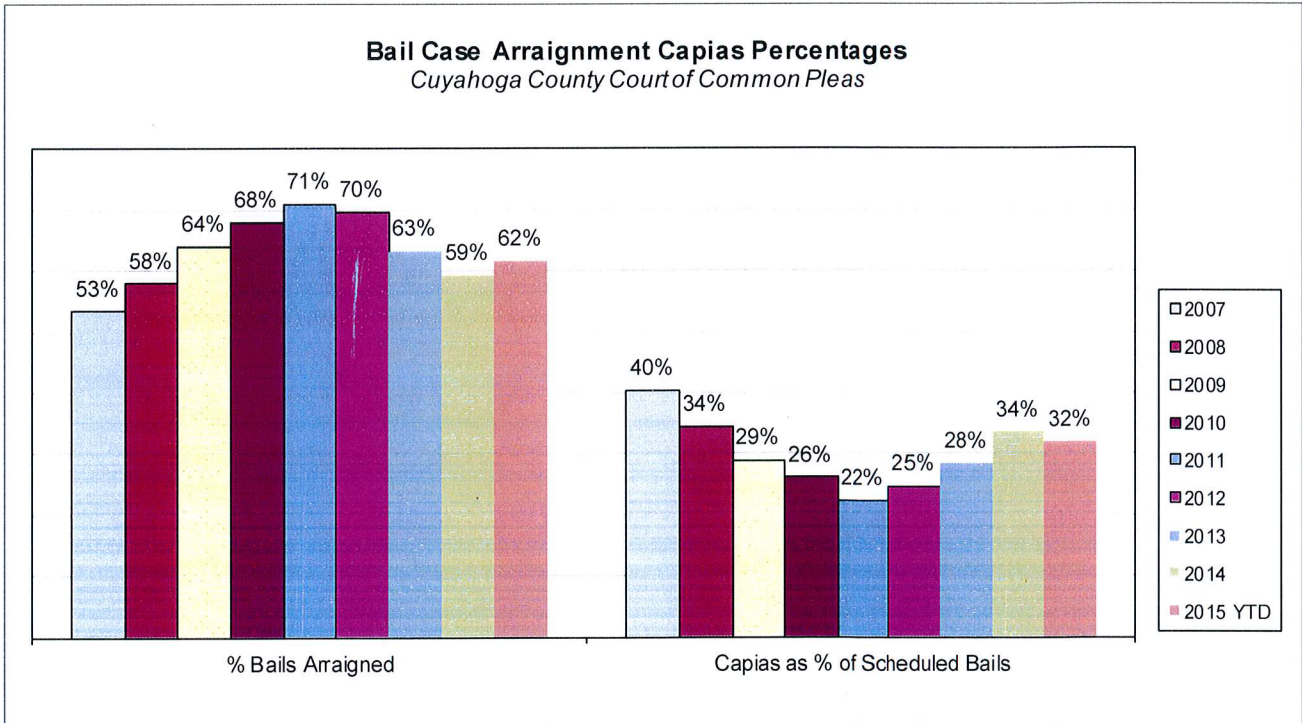
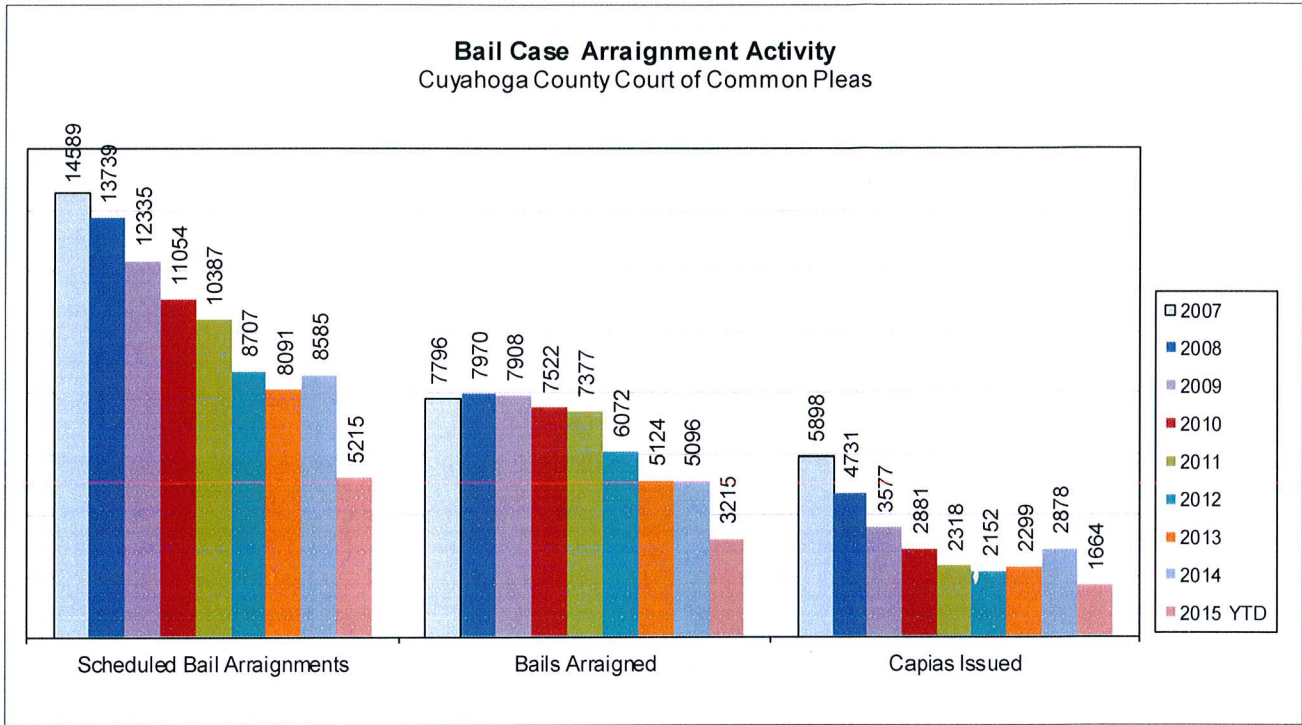
The following charts are reflective of Indictments and Informations filed with the Criminal Clerk of Courts from 2000. The source for this information was the Criminal Clerk's Office.



# CUYAHOGA COUNTY COMMON PLEAS COURT

## Bail Case Arraignment Activity

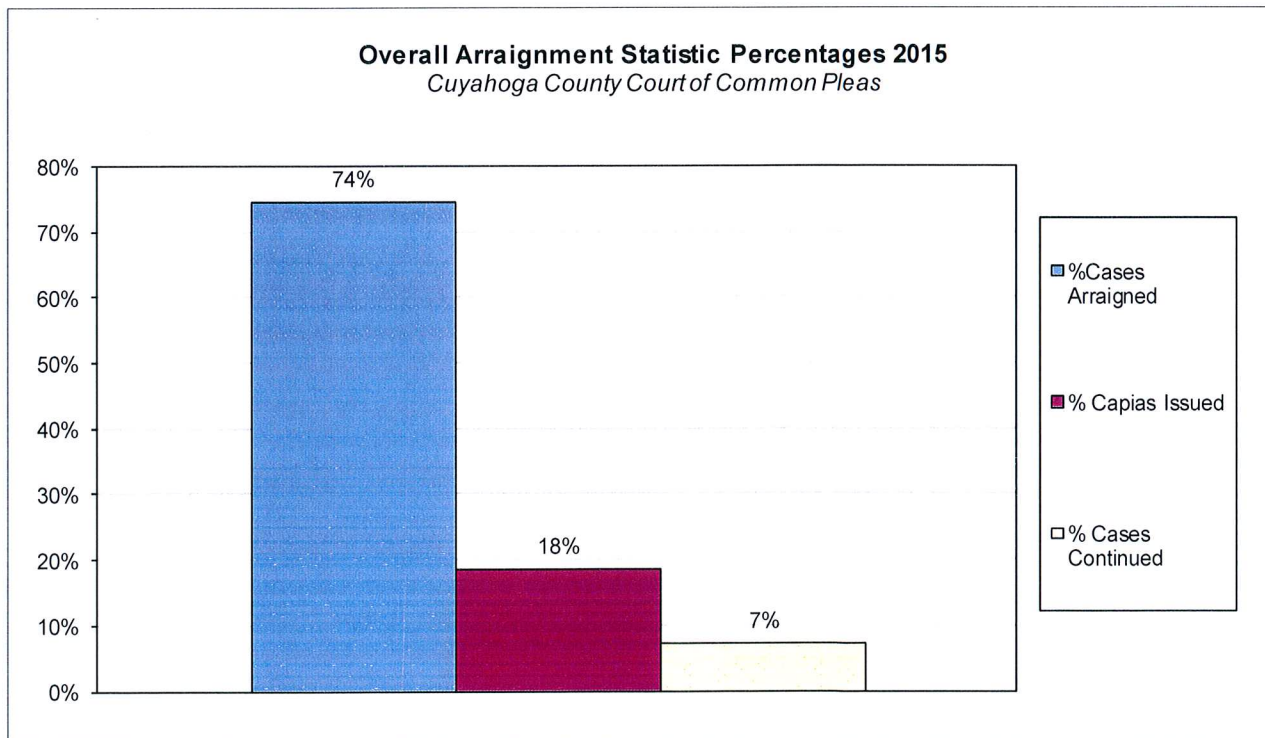
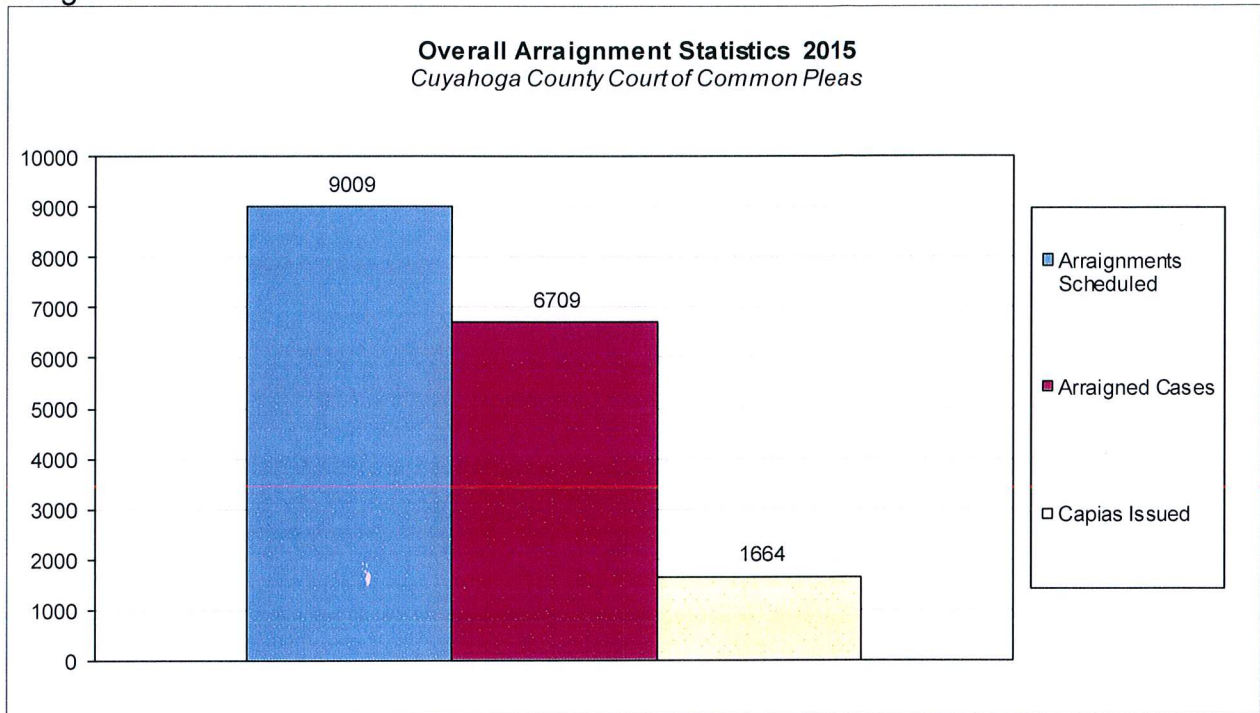
The following charts are reflective of arraignment activity where the defendant was not incarcerated at the time of arraignment. The source for this information was the Criminal Records Department.





## Overall Arraignment Statistics

The arraignment statistics were provided by the Criminal Records Department. They are provided to give a representation of arraignment activity in the Court in 2015. These statistics include jail and non – jail arraignments.



# Judicial Foreclosure Statistics<sup>1</sup>

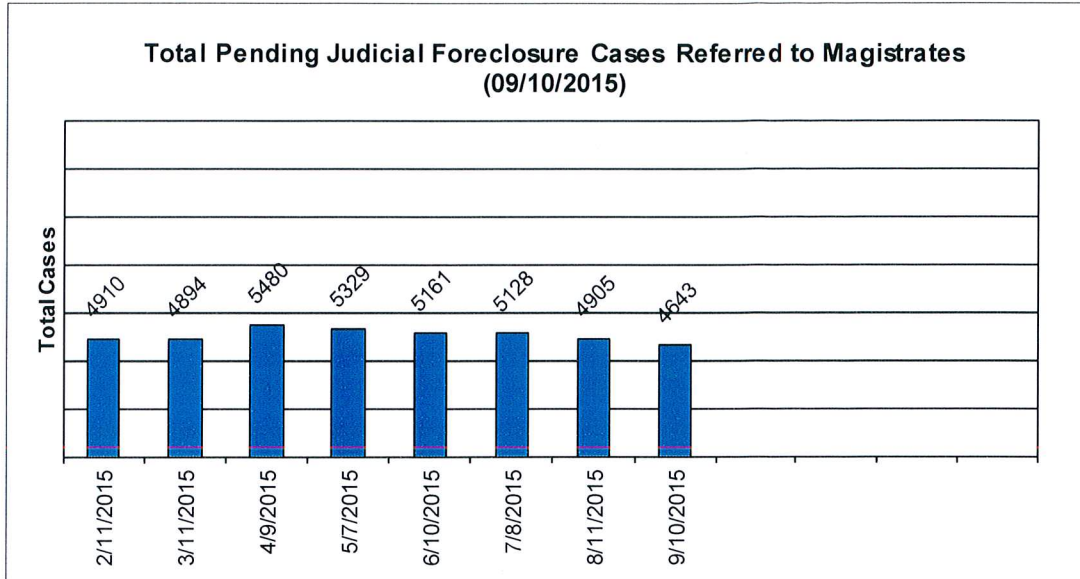
<sup>1</sup> For clarification purposes, Foreclosure cases in this report are identified as Judicial Foreclosure filings (filing codes 1460 (Foreclosure Marsh. Of Lien), 1465(Tax Lien), 1466 (Tax Certificate), 1470 (Quiet Title), and 1480 (Partition)). These cases are different from Board of Revision Foreclosures, which are not reported here.



# CUYAHOGA COUNTY COMMON PLEAS COURT

## **Total Pending Judicial Foreclosure Cases Referred to Magistrates**

The following chart is a display of the total number of pending Judicial Foreclosure cases referred to the Magistrates on specific dates. The table below shows the number of these cases pending from each year since 2000.




	As of:	2/11/2015	3/11/2015	4/9/2015	5/7/2015	6/10/2015	7/8/2015	8/11/2015	9/10/2015				
<b>Year</b>													
2000		0	0	0	0	0	0	0	0				
2001		0	0	0	0	0	0	0	0				
2002		1	1	0	0	0	0	0	0				
2003		2	2	2	2	2	2	2	2				
2004		0	0	0	0	0	0	0	0				
2005		0	0	0	0	0	0	0	0				
2006		1	1	0	0	0	0	0	0				
2007		5	3	2	1	1	1	1	0				
2008		4	4	4	3	3	3	2	2				
2009		9	10	6	6	6	6	7	6				
2010		19	16	15	14	14	11	11	8				
2011		42	41	32	33	32	29	23	13				
2012		145	136	114	99	90	83	74	63				
2013		547	454	390	341	295	268	224	193				
2014		3532	3182	2729	2320	1898	1673	1354	1115				
2015		603	1044	2186	2510	2820	3052	3207	3241				
<b>Total</b>		<b>4910</b>	<b>4894</b>	<b>5480</b>	<b>5329</b>	<b>5161</b>	<b>5128</b>	<b>4905</b>	<b>4643</b>				

# CUYAHOGA COUNTY COMMON PLEAS COURT

## **Total Pending Tax Lien & Certificate Cases Referred to Magistrates**

The following chart is a display of the number of pending tax Judicial Foreclosure cases referred to the Magistrates on specific dates. The table below shows the number of pending tax Judicial Foreclosure cases in each year since 2000.




	<b>As of:</b>	2/11/2015	3/11/2015	4/9/2015	5/7/2015	6/10/2015	7/8/2015	8/11/2015	9/10/2015				
<b>Year</b>													
2000		0	0	0	0	0	0	0	0				
2001		0	0	0	0	0	0	0	0				
2002		1	1	0	0	0	0	0	0				
2003		0	0	0	0	0	0	0	0				
2004		0	0	0	0	0	0	0	0				
2005		0	0	0	0	0	0	0	0				
2006		1	1	0	0	0	0	0	0				
2007		2	2	1	1	1	1	1	0				
2008		0	1	0	0	0	0	0	0				
2009		6	6	2	2	1	1	1	0				
2010		3	2	2	2	2	2	2	1				
2011		19	19	17	17	16	14	11	2				
2012		35	34	26	23	21	19	19	12				
2013		170	135	115	101	88	75	63	49				
2014		827	764	665	557	432	363	287	223				
2015		71	127	922	918	926	944	922	846				
<b>Total</b>		<b>1135</b>	<b>1092</b>	<b>1750</b>	<b>1621</b>	<b>1487</b>	<b>1419</b>	<b>1306</b>	<b>1133</b>				

# CUYAHOGA COUNTY COMMON PLEAS COURT

## **Percentage of Pending Judicial Foreclosure Cases By Filing Year**

The following chart is a representation of the total number of pending Judicial Foreclosure cases by filing year expressed as a percentage on a specific date. The table below is the supporting data for this chart.



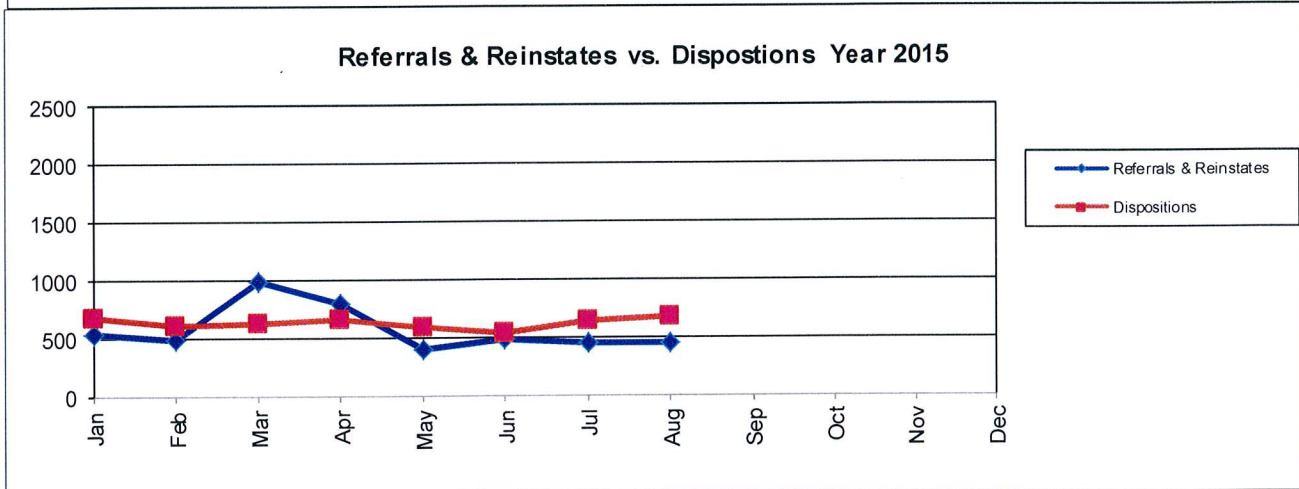
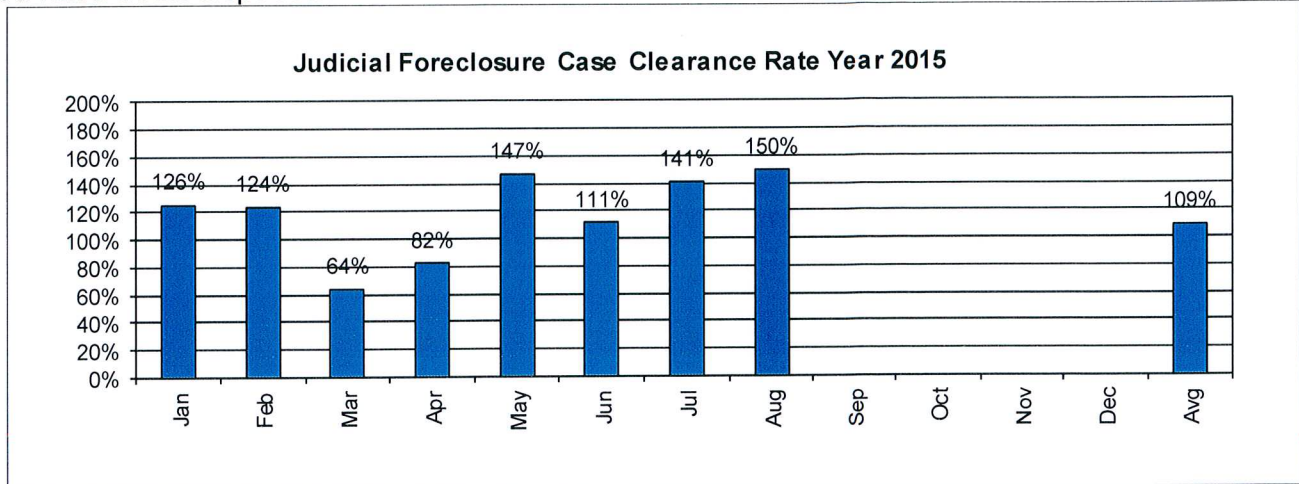
	<b>As of:</b>		
<b>Year</b>		9/10/2015	% of Total
2000		0	0.00%
2001		0	0.00%
2002		0	0.00%
2003		2	0.04%
2004		0	0.00%
2005		0	0.00%
2006		0	0.00%
2007		0	0.00%
2008		2	0.04%
2009		6	0.13%
2010		8	0.17%
2011		13	0.28%
2012		63	1.36%
2013		193	4.16%
2014		1115	24.01%
2015		3241	69.80%
<b>Total</b>		<b>4643</b>	<b>100.00%</b>



# CUYAHOGA COUNTY COMMON PLEAS COURT

## Judicial Foreclosure Clearance Rate Year 2015

The Clearance Rate is the number of outgoing cases as a percentage of the number of incoming cases. Clearance rate measures whether the court is keeping up with its incoming caseload. If cases are not disposed in a timely manner, a backlog of cases awaiting disposition will grow. A Clearance Rate of 100% indicates that at least as many cases as have been filed, reopened, or reactivated in a period have been disposed.



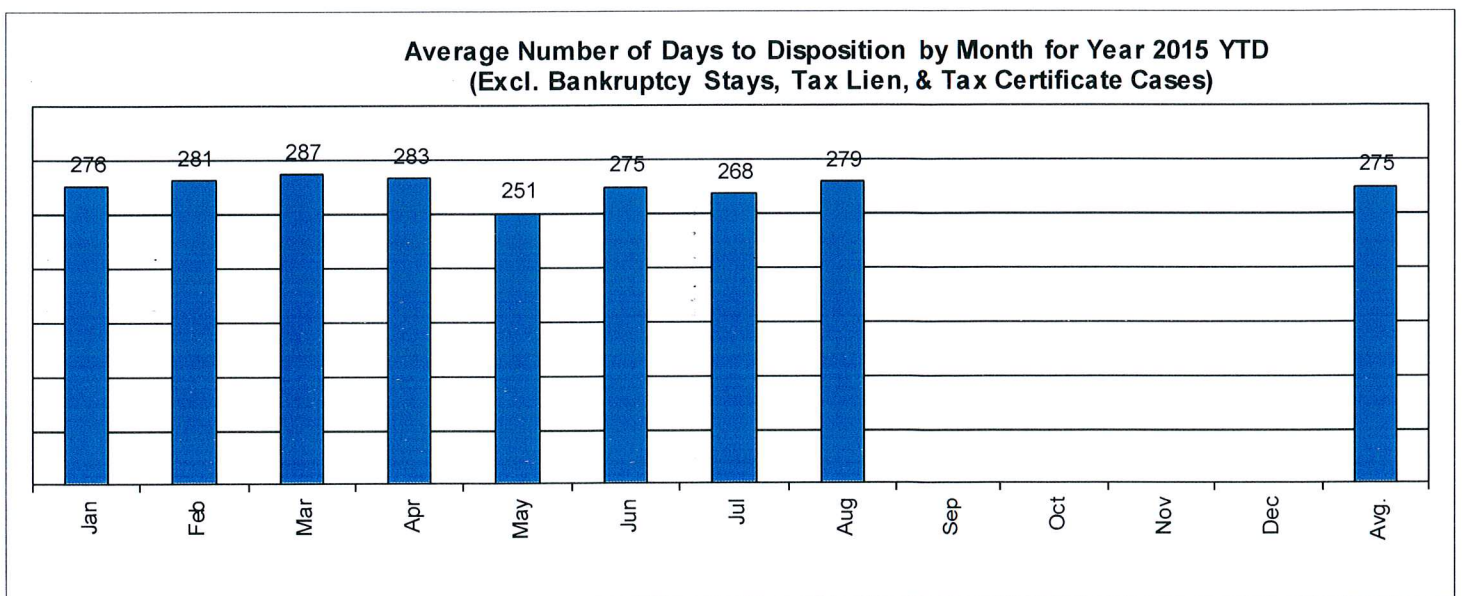
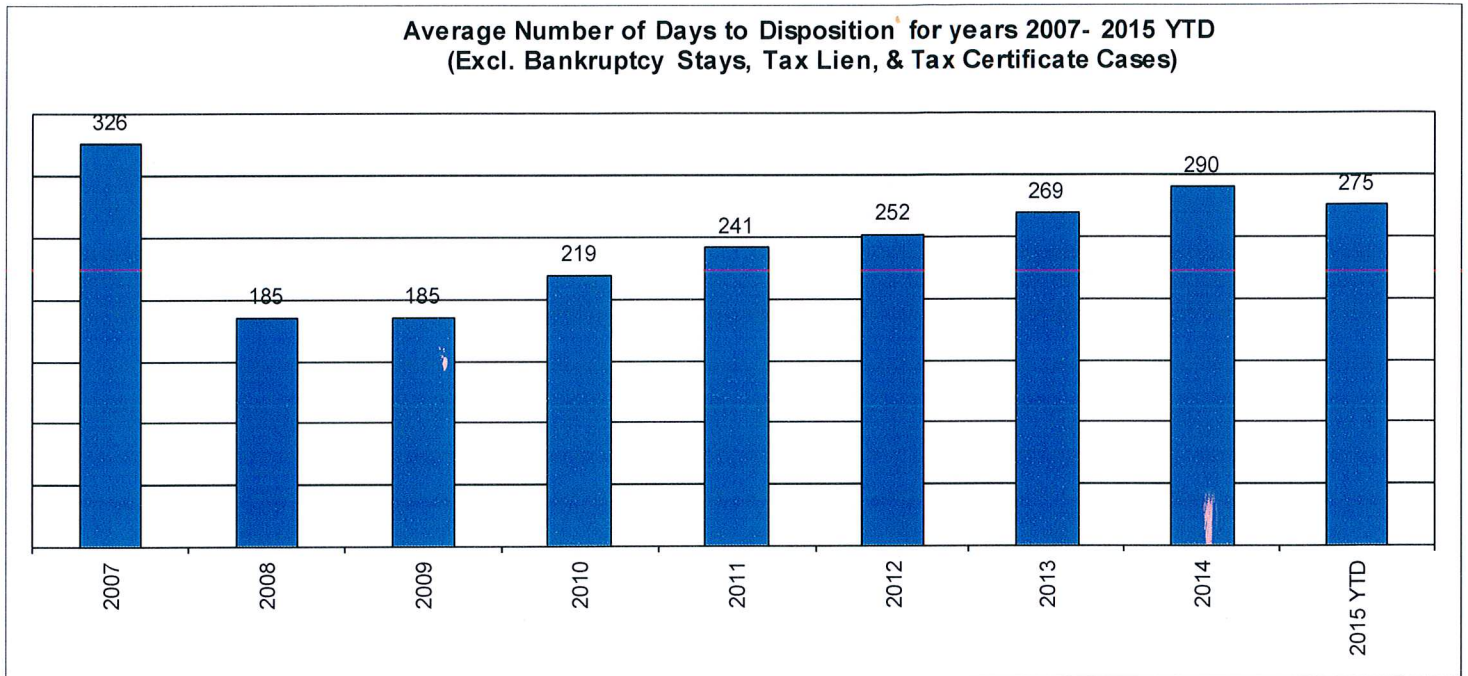
	Referrals & Reinstates	Dispositions	Clearance Rate
Jan	532	668	126%
Feb	483	598	124%
Mar	981	628	64%
Apr	790	649	82%
May	397	583	147%
Jun	488	543	111%
Jul	456	642	141%
Aug	453	678	150%
Sep			
Oct			
Nov			
Dec			
Avg	573	624	109%
Total	4580	4989	



# CUYAHOGA COUNTY COMMON PLEAS COURT

## **Avg. Number of Days to Disp. (Excl. Bank. Stays & Tax Lien & Tax Cert.)**

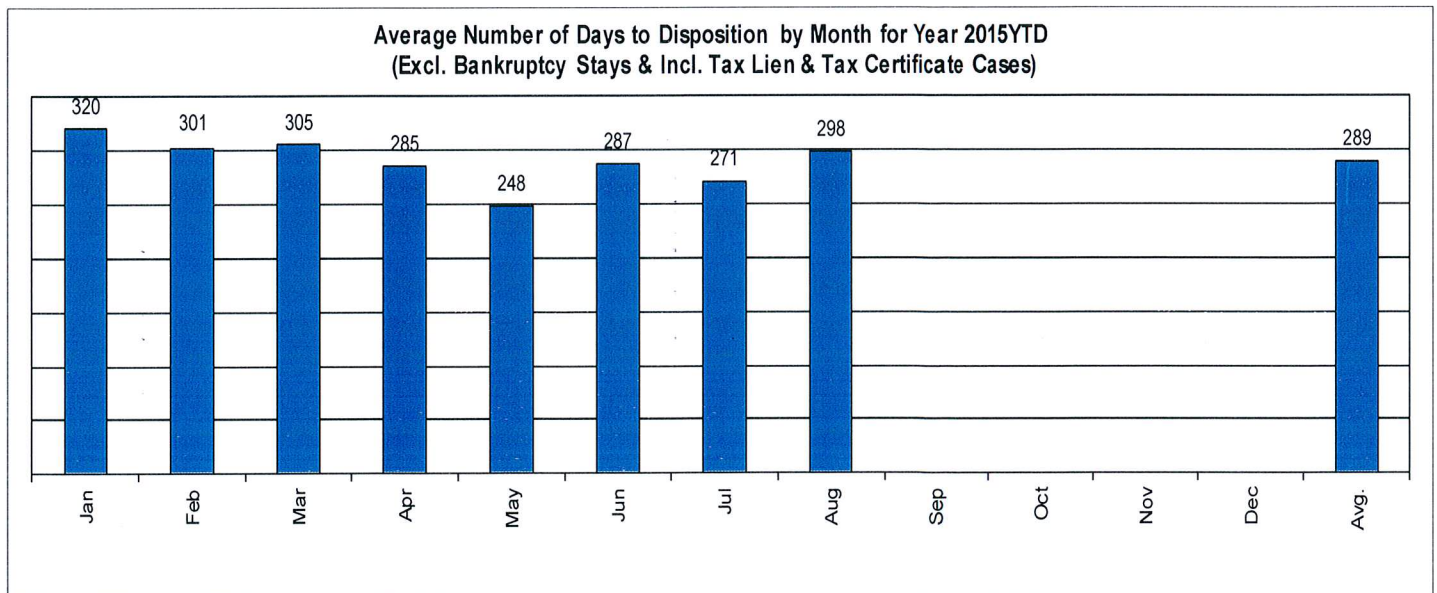
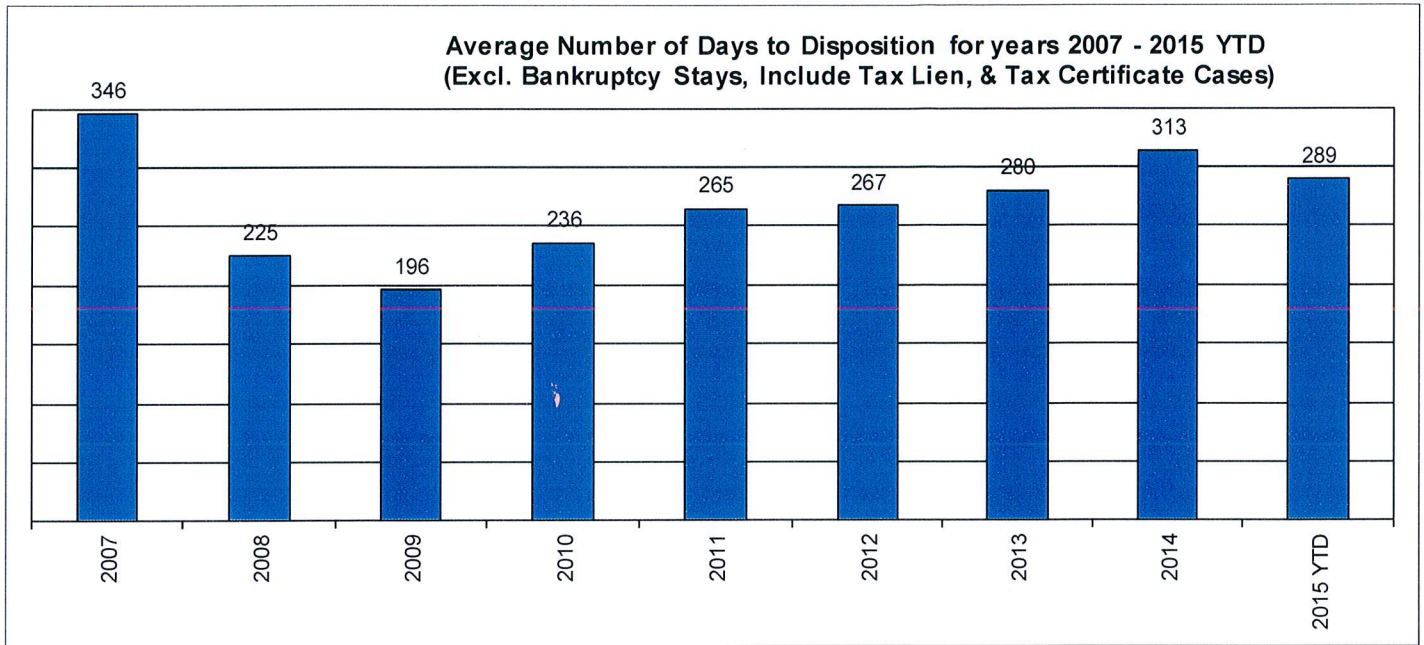
The average number of days to disposition is the number of days from filing to a final disposition entry being filed with the Clerk of Court. The data sample is based on all judicial foreclosure cases terminated by decree or dismissal (cases terminated by bankruptcy are not included) in a month. Each case is examined to determine the number of days between filing and termination with the periods that a case may have been in bankruptcy subtracted. Adding the total days of all of the cases minus bankruptcy periods and dividing by the total number of cases calculates the average. In the following chart, tax judicial foreclosure cases are excluded.



# CUYAHOGA COUNTY COMMON PLEAS COURT

## **Avg. Number of Days to Disp. (Excl. Bank. Stays & Incl. Tax Lien & Tax Cert.)**

The average number of days to disposition is the number of days from filing to a final disposition entry being filed with the Clerk of Court. The data sample is based on all Judicial Foreclosure cases terminated by decree or dismissal (cases terminated by bankruptcy are not included) in a month. Each case is examined to determine the number of days between filing and termination with the periods that a case may have been in bankruptcy subtracted. Adding the total days of all of the cases minus bankruptcy periods and dividing by the total number of cases calculates the average. In the following chart, all types of Judicial Foreclosure cases are included.

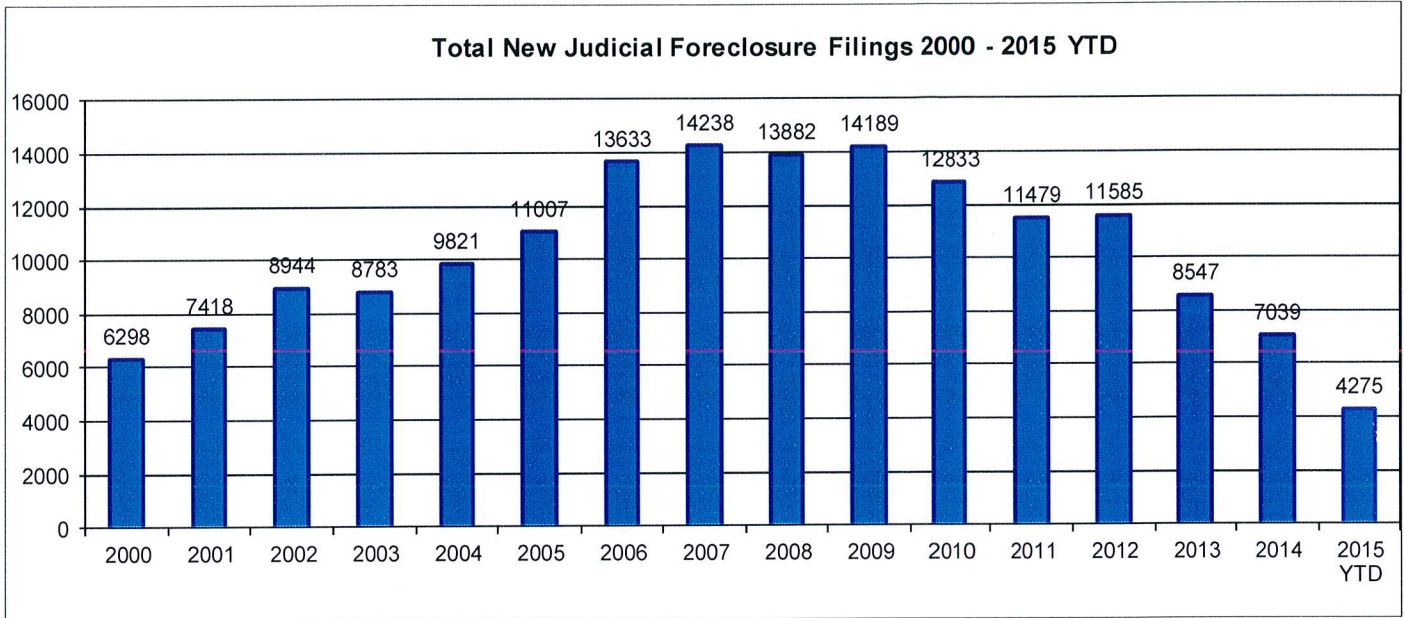




## Total New Judicial Foreclosure Filings

The following charts are provided as a historical view of new judicial foreclosure filings.

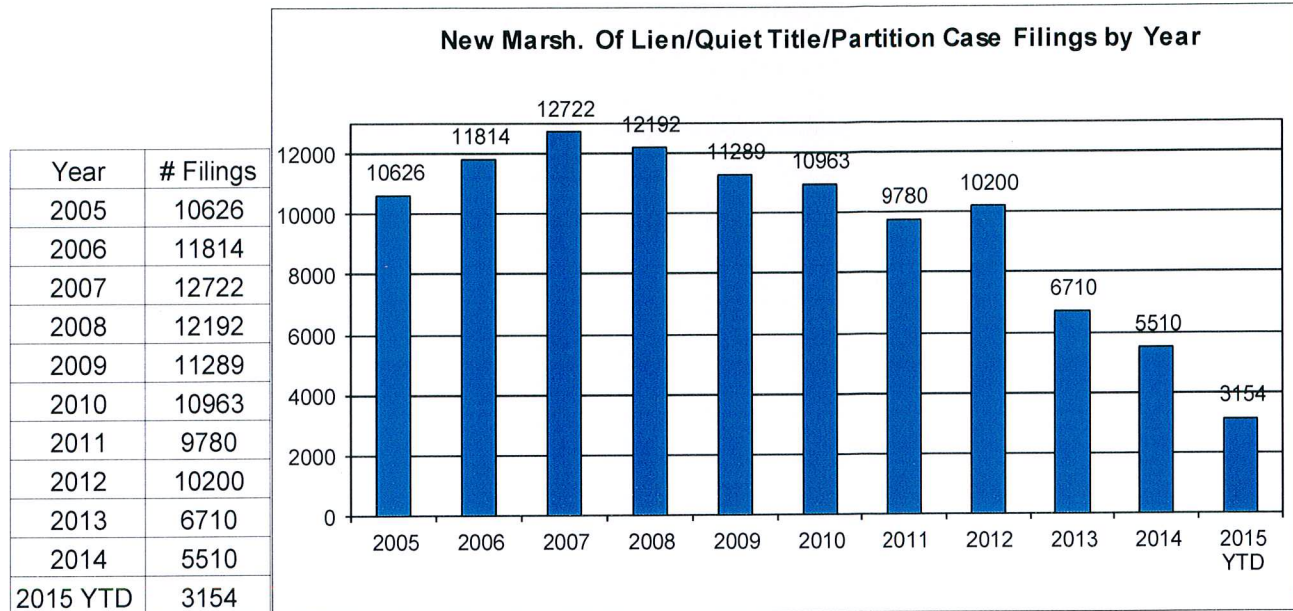
1. Total New Judicial Foreclosure Filings from 2000 – 2015 by year
2. Total New Marsh of Lien/Quiet Title/Partition Filings from 2005 – 2015 by month
3. Total New Tax Lien & Tax Certificate Filings for 2005 – 2015 by month
4. Total New Judicial Foreclosure Filings from 2005 – 2015 by month



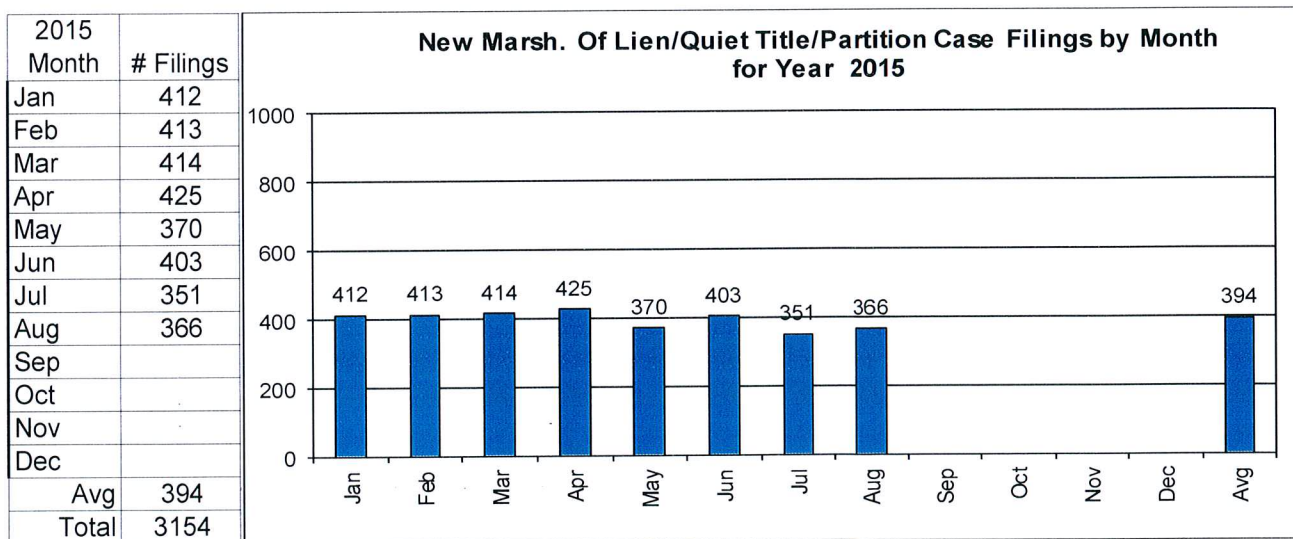


# CUYAHOGA COUNTY COMMON PLEAS COURT

## New Marsh of Lien/Quiet Title/Partition Case Filings for Years 2005 – 2015 YTD

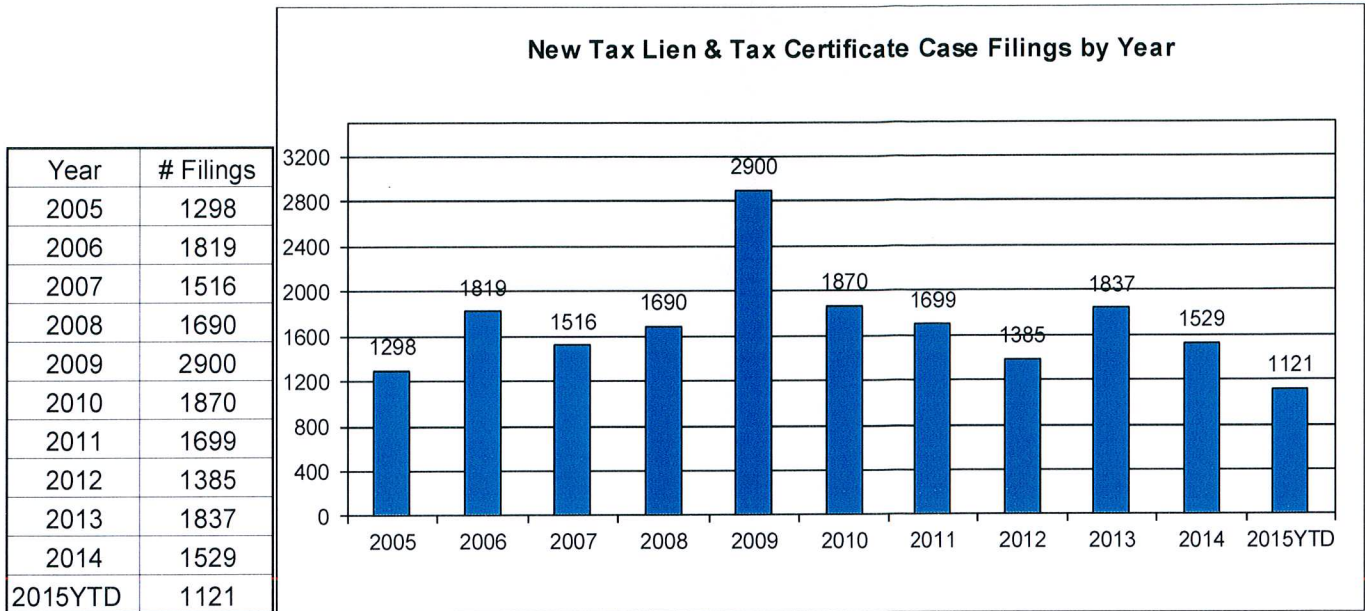


## New Marsh of Lien/Quiet Title/Partition Case Filings by month for 2015 YTD

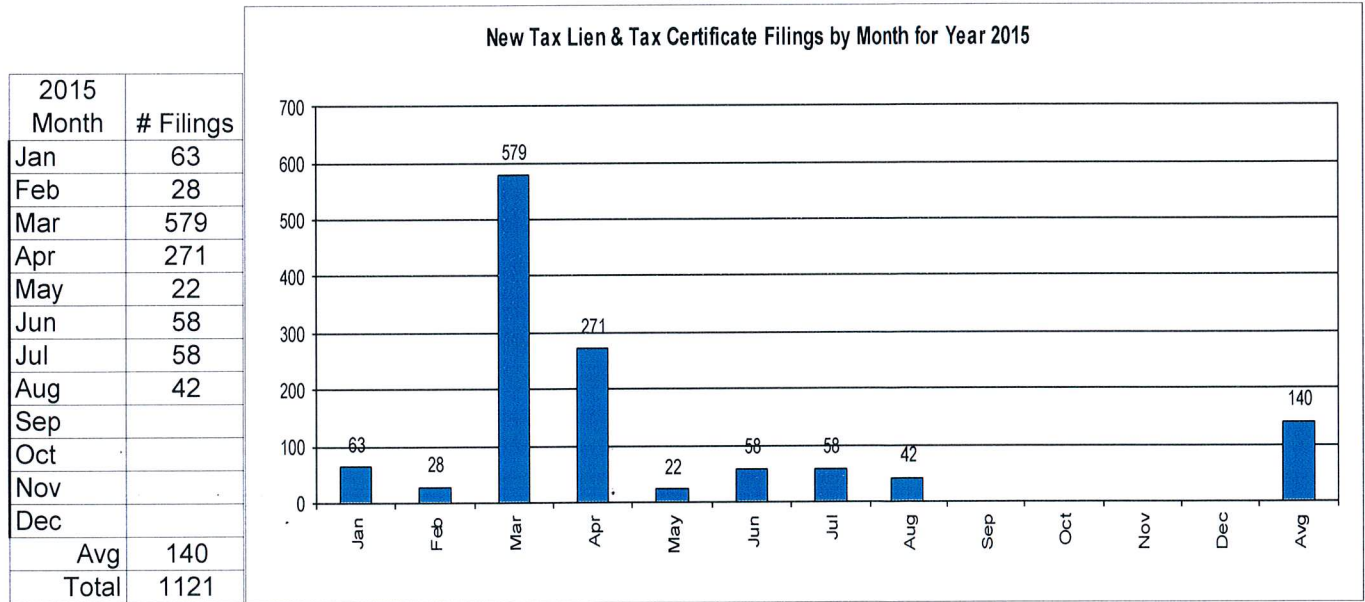


# CUYAHOGA COUNTY COMMON PLEAS COURT

## New Tax Lien & Certificate Filings for Years 2005 – 2015 YTD



## New Tax Lien & Certificate Filings by Month for Year 2015 YTD

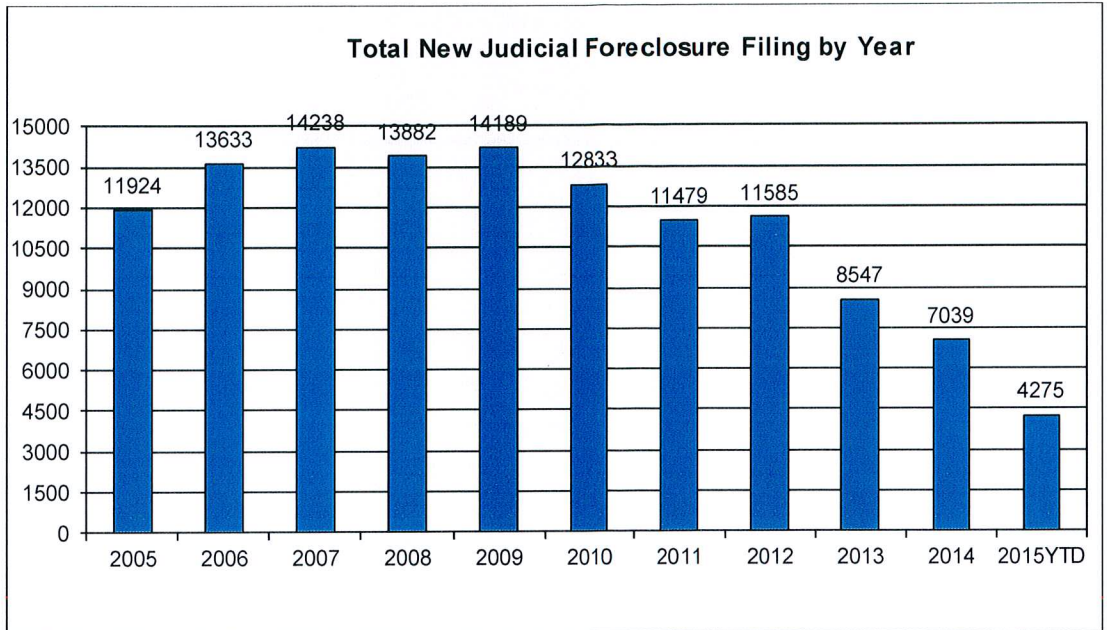




# CUYAHOGA COUNTY COMMON PLEAS COURT

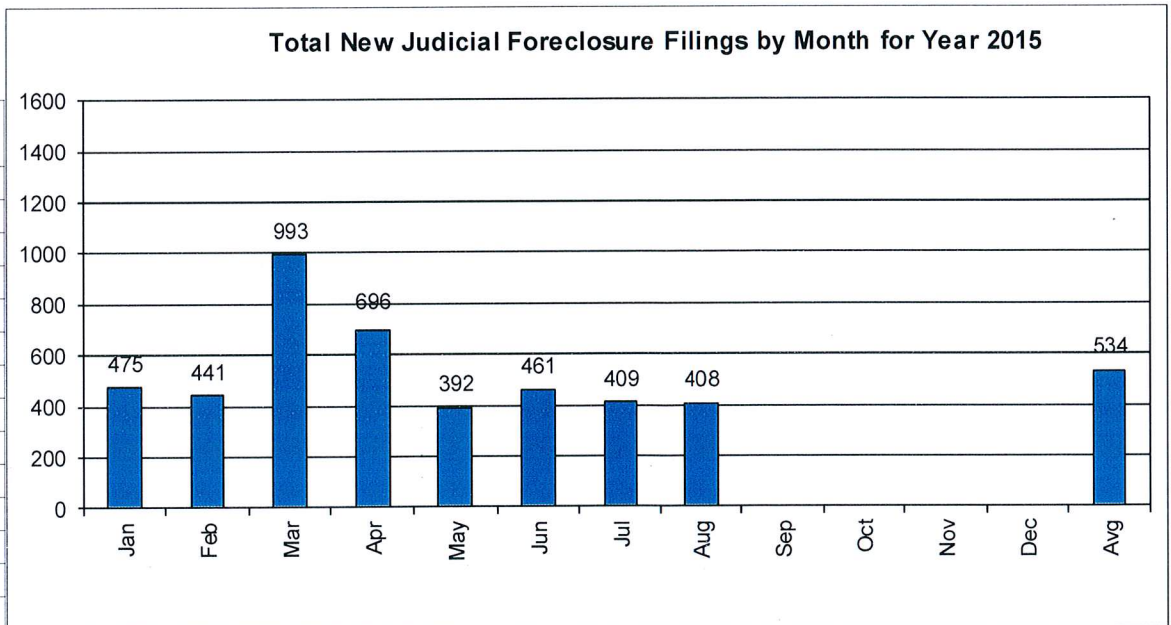
## Total New Judicial Foreclosure Filings Years 2005 – 2015 YTD

Year	# Filings
2005	11924
2006	13633
2007	14238
2008	13882
2009	14189
2010	12833
2011	11479
2012	11585
2013	8547
2014	7039
2015 YTD	4275



## Total New Judicial Foreclosure Filings by Month for Year 2015 YTD

2015 Month	# Filings
Jan	475
Feb	441
Mar	993
Apr	696
May	392
Jun	461
Jul	409
Aug	408
Sep	
Oct	
Nov	
Dec	
Avg	534
Total	4275





***Magistrate's Monthly Reports***

The Magistrates' Monthly Report consists of 5 reports. Below is a description of each.

**Magistrate's Monthly Supplemental Journal Entry Report (R415)**

Retrieves total number of supplemental entries and Decrees of Confirmation of Sheriff's sale created during a specific period. A supplemental entry is any journal created by a magistrate, which does not close out a case. For example, any magistrate's order (MG) setting a hearing, any journal entry (JE) ruling on a motion, journals confirming Sheriff's sales, etc.).

**Magistrate's Full Disposition Count by Magistrate Report (R413)**

Retrieves total number of cases disposed of during a specific period. The dispositions are grouped by Magistrate and then broken down by the type of disposition (i. e. Default, Dismissed with Prejudice, Dismissed without Prejudice, etc.) This report can be printed three different ways. Including tax cases (Full Dispositions), excluding tax cases (Non-Tax Dispositions), and Tax cases only (Tax Dispositions).

**Magistrate's Monthly Cases Referred/Reinstated Report (R418)**

Retrieves newly filed cases referred to the Magistrates Dept. and cases previously disposed by the Magistrates Dept. that are reinstated and re-referred to the magistrates. The cases are separated by Tax (filing code 1465; Tax Judicial Foreclosure & 1466; Tax Certificate Judicial Foreclosure) and Non-Tax (1460; Judicial Foreclosure Marsh. Of Lien, 1480; Partition, 1470; Quiet Title, misc. (i. e. 1391; Contract Other, etc.).

**Magistrate's Monthly Hearing Totals Report (R3146)**

Retrieves total number of hearings held during one month. The hearings are grouped by Magistrate and then broken down by what type hearing was held (i. e. Default, Pretrial, etc.).

**Magistrate's Monthly Case Load Report (R3147)**

Retrieves individual caseload totals for individual magistrates during a specific period. The cases are grouped by magistrate and then broken down by case type (i. e. tax judicial foreclosure, tax certificate judicial foreclosure and non-tax judicial foreclosure).

**SUPPLEMENTALS**

AUGUSTYN	206
BAKER	405
BUCHA	237
DYKE	225
GAUNTNER	0
GONZALEZ	242
HIPPLEY	164
JACKSON A	230
JACKSON J	215
KLEIN	262
LUCAS	261
OLSZTYN	275
VOZAR	274
WEISS	214
UNACCOUNTED FOR	0

**TOTAL** 3210

**CONFIRMATIONS**

**TOTAL** 10

**Full Disposition Count by Magistrate**  
 REPORTING PERIOD: FROM 08/01/2015 TO 08/31/2015

MagID	Dispose Type	Tax Cert.	Tax Treas.	Total
<b>KCA</b>				
	Bank	0	0	0
	Def	1	0	8
	Dism	1	0	13
	Ref. Vacate	0	0	0
	Court Trial	0	0	1
	Other	0	1	4
	<b><u>MAG'S TOTAL</u></b>	<b>2</b>	<b>1</b>	<b><u>26</u></b>
<b>GDB</b>				
	Bank	0	0	3
	Def	12	0	33
	Dism	2	2	21
	Ref. Vacate	0	0	0
	Court Trial	0	0	0
	Other	0	3	9
	<b><u>MAG'S TOTAL</u></b>	<b>14</b>	<b>5</b>	<b><u>66</u></b>
<b>SMB</b>				
	Bank	0	0	1
	Def	15	0	23
	Dism	3	0	12
	Ref. Vacate	0	0	0
	Court Trial	0	0	0
	Other	1	0	4
	<b><u>MAG'S TOTAL</u></b>	<b>19</b>	<b>0</b>	<b><u>40</u></b>
<b>JTD</b>				
	Bank	0	0	1
	Def	9	0	29
	Dism	3	0	14
	Ref. Vacate	0	0	0
	Court Trial	0	0	0
	Other	3	5	13
	<b><u>MAG'S TOTAL</u></b>	<b>15</b>	<b>5</b>	<b><u>57</u></b>
<b>TG</b>				
	Bank	0	0	4
	Def	12	0	30
	Dism	4	0	15
	Ref. Vacate	0	0	0
	Court Trial	0	0	0
	Other	1	6	14
	<b><u>MAG'S TOTAL</u></b>	<b>17</b>	<b>6</b>	<b><u>63</u></b>
<b>KH</b>				
	Bank	1	0	2
	Def	3	3	18
	Dism	1	0	11
	Ref. Vacate	0	0	0
	Court Trial	0	0	0
	Other	0	0	3
	<b><u>MAG'S TOTAL</u></b>	<b>5</b>	<b>3</b>	<b><u>34</u></b>
<b>ARJ</b>				
	Bank	0	0	3
	Def	8	0	25
	Dism	1	1	15
	Ref. Vacate	0	0	0
	Court Trial	0	0	0
	Other	0	3	6
	<b><u>MAG'S TOTAL</u></b>	<b>9</b>	<b>4</b>	<b><u>49</u></b>
<b>JLJ</b>				
	Bank	0	0	2
	Def	9	0	32
	Dism	2	0	11

Decrees	440
Defaults	326
Other	113
Court Trial	1
Dismissals	216
Bankruptcy	22
Ref. Vacated	0
<b>Grand Total</b>	<b>678</b>



**Full Disposition Count by Magistrate**  
 REPORTING PERIOD: FROM 08/01/2015 TO 08/31/2015

MagID	Dispose Type	Tax Cert.	Tax Treas.	Total
	Ref. Vacate	0	0	0
	Court Trial	0	0	0
	Other	0	1	11
	<b><u>MAG'S TOTAL</u></b>	<b>11</b>	<b>1</b>	<b><u>56</u></b>
<hr/>				
<b>MK</b>				
	Bank	0	0	1
	Def	5	0	19
	Dism	1	1	22
	Ref. Vacate	0	0	0
	Court Trial	0	0	0
	Other	0	5	7
	<b><u>MAG'S TOTAL</u></b>	<b>6</b>	<b>6</b>	<b><u>49</u></b>
<hr/>				
<b>PL</b>				
	Bank	0	0	1
	Def	10	0	33
	Dism	8	4	38
	Ref. Vacate	0	0	0
	Court Trial	0	0	0
	Other	0	19	26
	<b><u>MAG'S TOTAL</u></b>	<b>18</b>	<b>23</b>	<b><u>98</u></b>
<hr/>				
<b>CEO</b>				
	Bank	0	0	1
	Def	4	0	21
	Dism	0	0	9
	Ref. Vacate	0	0	0
	Court Trial	0	0	0
	Other	1	2	5
	<b><u>MAG'S TOTAL</u></b>	<b>5</b>	<b>2</b>	<b><u>36</u></b>
<hr/>				
<b>TJV</b>				
	Bank	1	0	3
	Def	7	0	27
	Dism	3	1	24
	Ref. Vacate	0	0	0
	Court Trial	0	0	0
	Other	0	1	4
	<b><u>MAG'S TOTAL</u></b>	<b>11</b>	<b>2</b>	<b><u>58</u></b>
<hr/>				
<b>CW</b>				
	Bank	0	0	0
	Def	6	0	28
	Dism	3	1	11
	Ref. Vacate	0	0	0
	Court Trial	0	0	0
	Other	0	2	7
	<b><u>MAG'S TOTAL</u></b>	<b>9</b>	<b>3</b>	<b><u>46</u></b>

MAGISTRATE	NEW REFERRALS				REINSTATED			
	Tax Treas.	Tax Cert.	Non-Tax	Total	Tax Treas.	Tax Cert.	Non-Tax	Total
<u>AUGUSTYN/KEVIN/C</u>	3	0	21	24	0	0	1	1
<u>BAKER/GAIL/D</u>	3	1	33	37	0	1	7	8
<u>BUCHA/STEPHEN/M</u>	3	0	19	22	0	1	1	2
<u>DYKE/JOHN/T</u>	6	0	36	42	0	1	0	1
<u>GONZALEZ/TRACEY/</u>	6	0	22	28	1	0	2	3
<u>HIPPLEY/KEVIN/</u>	1	0	28	29	0	1	4	5
<u>JACKSON A/AMY/R</u>	3	0	22	25	0	0	0	0
<u>JACKSON J/JIM/L</u>	2	0	34	36	0	0	3	3
<u>KLEIN/MONICA/</u>	3	0	42	45	0	0	0	0
<u>LUCAS/PAUL/</u>	2	0	34	36	0	0	0	0
<u>OLSZTYN/CHRISTOPHER/E</u>	4	0	30	34	0	0	2	2
<u>VOZAR/THOMAS/J</u>	3	2	32	37	0	0	0	0
<u>WEISS/CAROL/</u>	3	1	27	31	0	0	2	2
<u>TOTAL</u>	42	4	380	426	1	4	22	27
<u>COMBINED TOTAL</u>		453						

Monthly Hearing Total 566

AUGUSTYN  
Default Hearings 14  
Tax Hearings 4  
Pretrials 25  

---

TOTAL: 43

BAKER  
Default Hearings 26  
Tax Hearings 3  
Pretrials 13  

---

TOTAL: 42

BUCHA  
Default Hearings 15  
Tax Hearings 4  
Pretrials 19  

---

TOTAL: 38

DYKE  
Default Hearings 8  
Tax Hearings 2  
Pretrials 10  

---

TOTAL: 20

GONZALEZ  
Default Hearings 29  
Tax Hearings 3  
Pretrials 10  

---

TOTAL: 42

HIPPLEY  
Default Hearings 22  
Tax Hearings 0  
Pretrials 15  

---

TOTAL: 37

JACKSON A  
Default Hearings 44  
Tax Hearings 1  
Pretrials 16  

---

TOTAL: 61

JACKSON J  
Default Hearings 28  
Tax Hearings 4  
Pretrials 14  

---

TOTAL: 46

KLEIN  
Default Hearings 22  
Tax Hearings 7  
Pretrials 17  

---

TOTAL: 46

LUCAS  
Default Hearings 20  
Tax Hearings 22  
Pretrials 12  

---



---

TOTAL:	54
OLSZTYN	
Default Hearings	27
Tax Hearings	3
Pretrials	9
<hr/>	
TOTAL:	39
VOZAR	
Default Hearings	21
Tax Hearings	7
Pretrials	19
<hr/>	
TOTAL:	47
WEISS	
Default Hearings	28
Tax Hearings	7
Pretrials	16
<hr/>	
TOTAL:	51

Magistrate Name	Non Tax Total	Tax Cert.	Tax Treas.	Total Tax	Total Cases
AUGUSTYN	140	41	18	59	199
BAKER	268	62	17	79	347
BUCHA	126	33	18	51	177
DYKE	189	48	22	70	259
GONZALEZ	228	58	32	90	318
HIPPLEY	308	79	15	94	402
JACKSON A	235	59	25	84	319
JACKSON J	277	67	22	89	366
KLEIN	218	60	33	93	311
LUCAS	251	93	79	172	423
OLSZTYN	191	44	15	59	250
VOZAR	289	68	30	98	387
WEISS	251	76	40	116	367
<b>Non Tax Total:</b>	<b>2971</b>	<b>Cert. Tax Total: 788</b>	<b>Tax Treas. Total: 366</b>	<b>Total Tax: 1154</b>	<b>Total Cases: 4125</b>

***Report CMSR1062 - Judicial Foreclosure Statistics by Judge***

Report CMSR1062 provides a list of judicial foreclosure case activity for each Judge. The report identifies how many cases were pending at the beginning of the period. The new cases filed and cases that were transferred in or reactivated are added to the number pending at the beginning of the period. It then shows the type and number of terminations for the period. The total terminations are subtracted from the total pending which provides the pending at the end of the period.



**Judge**

<b>AMBROSE, DICK</b>							
Pending at Beg of Period			New Cases Filed		Cases Transferred In / Reactivated		Total
102			9		8		119
Terminations							
Bankruptcy	0	Default	RefVacated	Court Trial	Dismiss	Other	Total
	0	10	0	0	2	4	16
Total Pending at End of Period							103

<b>ASTRAB, MICHAEL</b>							
Pending at Beg of Period			New Cases Filed		Cases Transferred In / Reactivated		Total
141			14		6		161
Terminations							
Bankruptcy	1	Default	RefVacated	Court Trial	Dismiss	Other	Total
	1	12	0	0	8	6	27
Total Pending at End of Period							134

<b>BARKER, PAMELA A</b>							
Pending at Beg of Period			New Cases Filed		Cases Transferred In / Reactivated		Total
173			16		3		192
Terminations							
Bankruptcy	0	Default	RefVacated	Court Trial	Dismiss	Other	Total
	0	12	0	0	14	12	38
Total Pending at End of Period							154

<b>BURNSIDE, JANET R</b>							
Pending at Beg of Period			New Cases Filed		Cases Transferred In / Reactivated		Total
126			5		8		139
Terminations							
Bankruptcy	0	Default	RefVacated	Court Trial	Dismiss	Other	Total
	0	9	0	0	0	4	13
Total Pending at End of Period							126

<b>CALABRESE, DEENA R</b>							
Pending at Beg of Period			New Cases Filed		Cases Transferred In / Reactivated		Total
141			12		1		154
Terminations							
Bankruptcy	0	Default	RefVacated	Court Trial	Dismiss	Other	Total
	0	6	0	0	7	5	18
Total Pending at End of Period							136

<b>CLANCY, MAUREEN</b>							
Pending at Beg of Period			New Cases Filed		Cases Transferred In / Reactivated		Total
124			9		4		137
Terminations							
Bankruptcy	0	Default	RefVacated	Court Trial	Dismiss	Other	Total
	0	10	0	0	3	4	17
Total Pending at End of Period							120

<b>COLLIER-WILLIAMS, CASSANDRA</b>							
Pending at Beg of Period			New Cases Filed		Cases Transferred In / Reactivated		Total
132			19		5		156
Terminations							
Bankruptcy	0	Default	RefVacated	Court Trial	Dismiss	Other	Total
	0	12	0	0	4	12	28
Total Pending at End of Period							128

CORRIGAN, BRIAN J

**Judge**

	Pending at Beg of Period		New Cases Filed		Cases Transferred In / Reactivated		Total
	140		13		5		158
Terminations	Bankruptcy	Default	RefVacated	Court Trial	Dismiss	Other	Total
	0	14	0	0	8	13	35
	Total Pending at End of Period						123

CORRIGAN, PETER J							
	Pending at Beg of Period		New Cases Filed		Cases Transferred In / Reactivated		Total
	105		14		4		123
Terminations	Bankruptcy	Default	RefVacated	Court Trial	Dismiss	Other	Total
	0	7	0	0	5	3	15
	Total Pending at End of Period						108

DONNELLY, MICHAEL P							
	Pending at Beg of Period		New Cases Filed		Cases Transferred In / Reactivated		Total
	148		17		12		177
Terminations	Bankruptcy	Default	RefVacated	Court Trial	Dismiss	Other	Total
	2	10	0	0	5	5	22
	Total Pending at End of Period						155

FRIEDLAND, CAROLYN B							
	Pending at Beg of Period		New Cases Filed		Cases Transferred In / Reactivated		Total
	128		14		7		149
Terminations	Bankruptcy	Default	RefVacated	Court Trial	Dismiss	Other	Total
	0	7	0	0	10	11	28
	Total Pending at End of Period						121

FRIEDMAN, STUART A							
	Pending at Beg of Period		New Cases Filed		Cases Transferred In / Reactivated		Total
	160		10		3		173
Terminations	Bankruptcy	Default	RefVacated	Court Trial	Dismiss	Other	Total
	0	7	0	0	2	3	12
	Total Pending at End of Period						161

FUERST, NANCY A							
	Pending at Beg of Period		New Cases Filed		Cases Transferred In / Reactivated		Total
	128		16		4		148
Terminations	Bankruptcy	Default	RefVacated	Court Trial	Dismiss	Other	Total
	0	9	0	0	7	8	24
	Total Pending at End of Period						124

GALL, STEVEN E							
	Pending at Beg of Period		New Cases Filed		Cases Transferred In / Reactivated		Total
	130		9		1		140
Terminations	Bankruptcy	Default	RefVacated	Court Trial	Dismiss	Other	Total
	0	7	0	0	3	4	14
	Total Pending at End of Period						126

GALLAGHER, HOLLIE L

**Judge**

Pending at Beg of Period		New Cases Filed		Cases Transferred In / Reactivated			Total
89		12		6			107
Terminations	Bankruptcy	Default	RefVacated	Court Trial	Dismiss	Other	Total
	1	6	0	0	6	3	16
Total Pending at End of Period							91
Pending at Beg of Period		New Cases Filed		Cases Transferred In / Reactivated			Total
144		8		5			157
Terminations	Bankruptcy	Default	RefVacated	Court Trial	Dismiss	Other	Total
	0	14	0	0	9	10	33
Total Pending at End of Period							124
Pending at Beg of Period		New Cases Filed		Cases Transferred In / Reactivated			Total
165		15		8			188
Terminations	Bankruptcy	Default	RefVacated	Court Trial	Dismiss	Other	Total
	1	12	0	0	12	6	31
Total Pending at End of Period							157
Pending at Beg of Period		New Cases Filed		Cases Transferred In / Reactivated			Total
138		9		4			151
Terminations	Bankruptcy	Default	RefVacated	Court Trial	Dismiss	Other	Total
	4	6	0	0	6	9	25
Total Pending at End of Period							126
Pending at Beg of Period		New Cases Filed		Cases Transferred In / Reactivated			Total
147		11		4			162
Terminations	Bankruptcy	Default	RefVacated	Court Trial	Dismiss	Other	Total
	1	13	0	0	4	9	27
Total Pending at End of Period							135
Pending at Beg of Period		New Cases Filed		Cases Transferred In / Reactivated			Total
156		11		9			176
Terminations	Bankruptcy	Default	RefVacated	Court Trial	Dismiss	Other	Total
	1	8	0	0	11	11	31
Total Pending at End of Period							145
Pending at Beg of Period		New Cases Filed		Cases Transferred In / Reactivated			Total
131		7		5			143
Terminations	Bankruptcy	Default	RefVacated	Court Trial	Dismiss	Other	Total
	0	7	0	1	8	5	21
Total Pending at End of Period							122
MCCORMICK, TIMOTHY							



Judge							
	Pending at Beg of Period		New Cases Filed	Cases Transferred In / Reactivated			Total
	122		12	6			140
Terminations	Bankruptcy	Default	RefVacated	Court Trial	Dismiss	Other	Total
	0	3	0	0	6	6	15
Total Pending at End of Period							125
MCDONNELL, NANCY R							
	Pending at Beg of Period		New Cases Filed	Cases Transferred In / Reactivated			Total
	162		11	4			177
Terminations	Bankruptcy	Default	RefVacated	Court Trial	Dismiss	Other	Total
	0	15	0	0	4	11	30
Total Pending at End of Period							147
O'DONNELL, JOHN P							
	Pending at Beg of Period		New Cases Filed	Cases Transferred In / Reactivated			Total
	121		12	1			134
Terminations	Bankruptcy	Default	RefVacated	Court Trial	Dismiss	Other	Total
	0	7	0	0	2	4	13
Total Pending at End of Period							121
RUSSO, JOHN J							
	Pending at Beg of Period		New Cases Filed	Cases Transferred In / Reactivated			Total
	67		6	7			80
Terminations	Bankruptcy	Default	RefVacated	Court Trial	Dismiss	Other	Total
	0	8	0	0	6	3	17
Total Pending at End of Period							63
RUSSO, JOSEPH D							
	Pending at Beg of Period		New Cases Filed	Cases Transferred In / Reactivated			Total
	117		10	3			130
Terminations	Bankruptcy	Default	RefVacated	Court Trial	Dismiss	Other	Total
	2	8	0	0	6	7	23
Total Pending at End of Period							107
RUSSO, MICHAEL J							
	Pending at Beg of Period		New Cases Filed	Cases Transferred In / Reactivated			Total
	143		13	3			159
Terminations	Bankruptcy	Default	RefVacated	Court Trial	Dismiss	Other	Total
	3	10	0	0	13	6	32
Total Pending at End of Period							127
RUSSO, NANCY MARGARET							
	Pending at Beg of Period		New Cases Filed	Cases Transferred In / Reactivated			Total
	99		13	1			113
Terminations	Bankruptcy	Default	RefVacated	Court Trial	Dismiss	Other	Total
	1	10	0	0	7	6	24
Total Pending at End of Period							89
SAFFOLD, SHIRLEY STRICKLAND							

**Judge**

Pending at Beg of Period		New Cases Filed		Cases Transferred In / Reactivated			Total
142		15		5			162
Terminations	Bankruptcy	Default	RefVacated	Court Trial	Dismiss	Other	Total
	1	11	0	0	8	7	27
Total Pending at End of Period							135
Pending at Beg of Period		New Cases Filed		Cases Transferred In / Reactivated			Total
116		20		7			143
Terminations	Bankruptcy	Default	RefVacated	Court Trial	Dismiss	Other	Total
	1	6	0	0	7	5	19
Total Pending at End of Period							124
Pending at Beg of Period		New Cases Filed		Cases Transferred In / Reactivated			Total
140		10		7			157
Terminations	Bankruptcy	Default	RefVacated	Court Trial	Dismiss	Other	Total
	1	10	0	0	3	6	20
Total Pending at End of Period							137
Pending at Beg of Period		New Cases Filed		Cases Transferred In / Reactivated			Total
111		13		6			130
Terminations	Bankruptcy	Default	RefVacated	Court Trial	Dismiss	Other	Total
	0	13	0	0	3	10	26
Total Pending at End of Period							104
Pending at Beg of Period		New Cases Filed		Cases Transferred In / Reactivated			Total
128		14		6			148
Terminations	Bankruptcy	Default	RefVacated	Court Trial	Dismiss	Other	Total
	1	14	0	0	6	10	31
Total Pending at End of Period							117
Pending at Beg of Period		New Cases Filed		Cases Transferred In / Reactivated			Total
153		9		3			165
Terminations	Bankruptcy	Default	RefVacated	Court Trial	Dismiss	Other	Total
	1	11	0	0	7	2	21
Total Pending at End of Period							144

# *Monthly Summary*



# MONTHLY SUMMARY

## August 2015

NAME	PEND	ASSIGNED			TRIALS						DISP	PENDING				+	-
		CV	CR	TOT	JURY			COURT				CV	FR	CR	TOT		
Dick Ambrose	407	50	32	82	0	0	0	0	0	0	86	207	102	94	403	+ 4	
Michael K. Astrab	476	52	28	80	0	2	2	0	2	2	86	217	134	119	470	+ 6	
Pamela A. Barker	487	49	32	81	0	0	0	0	0	0	104	218	153	93	464	+ 23	
Janet R. Burnside	421	51	34	85	0	0	0	0	0	0	87	197	126	96	419	+ 2	
Deena R. Calabrese	467	43	11	54	0	1	1	0	1	1	86	200	134	101	435	+ 32	
Maureen Clancy	389	44	19	63	0	1	1	1	0	1	69	188	120	75	383	+ 6	
Cassandra Collier-Willia	473	50	38	88	0	0	0	0	0	0	87	194	128	152	474	- 1	
Brian J. Corrigan	530	49	35	84	0	0	0	0	1	1	96	288	122	108	518	+ 12	
Peter J. Corrigan	415	44	28	72	1	0	1	0	1	1	68	209	108	102	419	- 4	
Michael P. Donnelly	425	59	23	82	1	2	3	0	0	0	91	180	155	81	416	+ 9	
Carolyn B. Friedland	470	58	31	89	0	1	1	0	1	1	90	237	119	113	469	+ 1	
Stuart A. Friedman	469	41	31	72	0	0	0	0	0	0	69	203	160	109	472	- 3	
Nancy A. Fuerst	411	46	31	77	0	0	0	0	0	0	86	200	124	78	402	+ 9	
Steven E. Gall	429	44	31	75	2	1	3	0	0	0	91	202	126	85	413	+ 16	
Hollie L. Gallagher	360	49	20	69	0	0	0	0	0	0	80	200	91	58	349	+ 11	
Shannon M. Gallagher	448	42	27	69	0	1	1	0	1	1	84	205	119	109	433	+ 15	
Daniel Gaul	515	48	32	80	0	1	1	0	1	1	95	219	157	124	500	+ 15	
Michael E Jackson	546	46	48	94	0	0	0	0	1	1	106	234	125	175	534	+ 12	
Lance T. Mason	409	46	28	74	0	0	0	0	1	1	83	145	133	122	400	+ 9	
David T. Matia	439	54	39	93	0	0	0	0	0	0	96	204	145	87	436	+ 3	
Robert C. McClelland	520	44	31	75	0	0	0	0	0	0	79	281	122	113	516	+ 4	
Timothy McCormick	397	49	25	74	1	0	1	0	0	0	78	203	125	65	393	+ 4	
Nancy R. McDonnell	434	46	23	69	1	2	3	0	0	0	83	183	146	91	420	+ 14	
John P. O'Donnell	461	47	20	67	0	2	2	0	0	0	81	254	120	73	447	+ 14	
John J. Russo	216	31	4	35	0	1	1	0	0	0	44	125	63	19	207	+ 9	
Joseph D. Russo	476	44	24	68	0	1	1	0	0	0	103	220	106	115	441	+ 35	
Michael J. Russo	418	46	28	74	0	1	1	0	0	0	95	189	127	81	397	+ 21	
Nancy Margaret Russo	260	45	21	66	0	3	3	0	1	1	63	132	88	43	263	- 3	
Shirley Strickland Saffold	454	46	25	71	0	0	0	0	0	0	103	188	135	99	422	+ 32	
Brendan J. Sheehan	344	55	30	85	0	0	0	0	1	1	74	157	124	74	355	- 11	
John D. Sutula	535	48	47	95	0	1	1	0	0	0	88	251	137	154	542	- 7	
Kathleen Ann Sutula	362	48	24	72	1	1	2	0	0	0	79	184	104	67	355	+ 7	
Joan Synenberg	416	52	34	86	0	1	1	0	0	0	102	191	116	93	400	+ 16	
José A. Villanueva	542	45	26	71	0	0	0	0	0	0	116	227	144	126	497	+ 45	
<b>TOTALS</b>	14821	1611	960	2571	7	23	30	1	12	13	2928	6932	4238	3294	14464	+ 357	

# *Year to Date Summary*

# SUMMARY FOR THE COURT

## January - August 2015

NAME	PEND	ASSIGNED			TRIALS						DISP	PENDING				+	-
		CV	CR	TOT	JURY			COURT				CV	FR	CR	TOT		
Dick Ambrose	452	435	246	681	2	2	4	1	0	1	730	207	102	94	403	+ 49	
Michael K. Astrab	478	430	228	658	1	8	9	2	4	6	666	217	134	119	470	+ 8	
Pamela A. Barker	487	444	220	664	2	4	6	0	2	2	688	218	153	93	464	+ 23	
Janet R. Burnside	436	421	254	675	2	3	5	2	10	12	692	197	126	96	419	+ 17	
Deena R. Calabrese	473	422	247	669	2	12	14	3	2	5	707	200	134	101	435	+ 38	
Maureen Clancy	430	435	213	648	0	7	7	1	0	1	695	188	120	75	383	+ 47	
Cassandra Collier-Willia	471	437	289	726	1	1	2	0	0	0	723	194	128	152	474	- 3	
Brian J. Corrigan	541	442	235	677	4	2	6	0	5	5	700	288	122	108	518	+ 23	
Peter J. Corrigan	432	415	200	615	1	2	3	1	2	3	628	209	108	102	419	+ 13	
Michael P. Donnelly	415	436	195	631	5	9	14	0	5	5	630	180	155	81	416	- 1	
Carolyn B. Friedland	483	437	224	661	2	3	5	0	11	11	675	237	119	113	469	+ 14	
Stuart A. Friedman	520	411	217	628	1	4	5	0	6	6	676	203	160	109	472	+ 48	
Nancy A. Fuerst	393	406	218	624	2	1	3	0	1	1	615	200	124	78	402	- 9	
Steven E. Gall	494	426	261	687	3	7	10	0	2	2	768	202	126	85	413	+ 81	
Hollie L. Gallagher	379	420	169	589	3	2	5	0	1	1	619	200	91	58	349	+ 30	
Shannon M. Gallagher	533	394	233	627	1	5	6	0	3	3	727	205	119	109	433	+ 100	
Daniel Gaul	644	430	241	671	2	6	8	0	3	3	815	219	157	124	500	+ 144	
Michael E Jackson	506	433	306	739	2	4	6	0	1	1	711	234	125	175	534	- 28	
Lance T. Mason	434	431	236	667	3	0	3	0	8	8	701	145	133	122	400	+ 34	
David T. Matia	455	448	269	717	0	6	6	0	2	2	736	204	145	87	436	+ 19	
Robert C. McClelland	538	415	229	644	0	0	0	2	6	8	666	281	122	113	516	+ 22	
Timothy McCormick	414	438	249	687	2	8	10	1	1	2	708	203	125	65	393	+ 21	
Nancy R. McDonnell	423	422	234	656	5	9	14	0	1	1	659	183	146	91	420	+ 3	
John P. O'Donnell	555	407	230	637	5	9	14	4	1	5	745	254	120	73	447	+ 108	
John J. Russo	178	248	63	311	1	1	2	0	1	1	282	125	63	19	207	- 29	
Joseph D. Russo	477	420	216	636	2	1	3	1	1	2	672	220	106	115	441	+ 36	
Michael J. Russo	403	423	214	637	0	3	3	0	2	2	643	189	127	81	397	+ 6	
Nancy Margaret Russo	258	438	184	622	0	4	4	0	4	4	617	132	88	43	263	- 5	
Shirley Strickland Saffold	462	431	257	688	2	7	9	1	0	1	728	188	135	99	422	+ 40	
Brendan J. Sheehan	320	441	200	641	2	7	9	2	4	6	606	157	124	74	355	- 35	
John D. Sutula	569	430	292	722	1	2	3	1	2	3	749	251	137	154	542	+ 27	
Kathleen Ann Sutula	347	447	217	664	1	8	9	0	0	0	656	184	104	67	355	- 8	
Joan Synenberg	398	459	304	763	0	3	3	0	1	1	761	191	116	93	400	- 2	
José A. Villanueva	551	428	204	632	2	4	6	1	2	3	686	227	144	126	497	+ 54	
<b>TOTALS</b>	15349	14400	7794	22194	62	154	216	23	94	117	23080	6932	4238	3294	14464	+ 885	



*Corrections/Adjustments*