



***Statistics Report
June 2015***

***John J. Russo
Administrative and Presiding Judge***

TABLE OF CONTENTS

Criminal Statistics

Newly Filed, Re-Activated and Transferred in Cases _____ 4

Yearly Criminal Terminations _____ 5

Pending Criminal Cases End of Period _____ 6

Clearance Rate _____ 7

Arrest to Disposition Timeline _____ 8

Average Arrest to Disposition Timeline (Jail Cases) _____ 9

Average Arrest to Disposition Timeline (Non-Jail Cases) _____ 10

Average Arrest to Disposition Timeline (Jail and Non-Jail Cases) _____ 11

Yearly Average Arrest to Disposition Timeline _____ 12

Indictments and Informations Filed With the Clerk of Courts _____ 13

Bail Case Arraignment Activity _____ 14

Overall Arraignment Statistics _____ 15

Foreclosure Statistics

Total Pending Judicial Foreclosure Cases Referred to Magistrates _____ 17

Total Pending Tax Lien & Certificate Cases Referred to Magistrates _____ 18

Percentage of Pending Judicial Foreclosure Cases By Filing Year _____ 19

Judicial Foreclosure Clearance Rate Year 2015 _____ 20

Avg. Number of Days to Disp. (Excl. Bank. Stays & Tax Lien & Tax Cert.) _____ 21

Avg. Number of Days to Disp. (Excl. Bank. Stays & Incl. Tax Lien & Tax Cert.) _____ 22

Total New Judicial Foreclosure Filings _____ 23

New Marsh of Lien/Quiet Title/Partition Case Filings for Years 2005 – 2015 YTD _____ 24

New Marsh of Lien/Quiet Title/Partition Case Filings by month for 2015 YTD _____ 24

New Tax Lien & Certificate Filings for Years 2005 – 2015 YTD _____ 25

New Tax Lien & Certificate Filings by Month for Year 2015 YTD _____ 25

Total New Judicial Foreclosure Filings Years 2005 – 2015 YTD _____ 26

Total New Judicial Foreclosure Filings by Month for Year 2015 YTD _____ 26

Magistrate’s Monthly Reports _____ 27

Report CMSR1062 - Judicial Foreclosure Statistics by Judge _____ 35

Monthly Summary _____ 41

Year to Date Summary _____ 43

Corrections/Adjustments _____ 45

Criminal Case Statistics

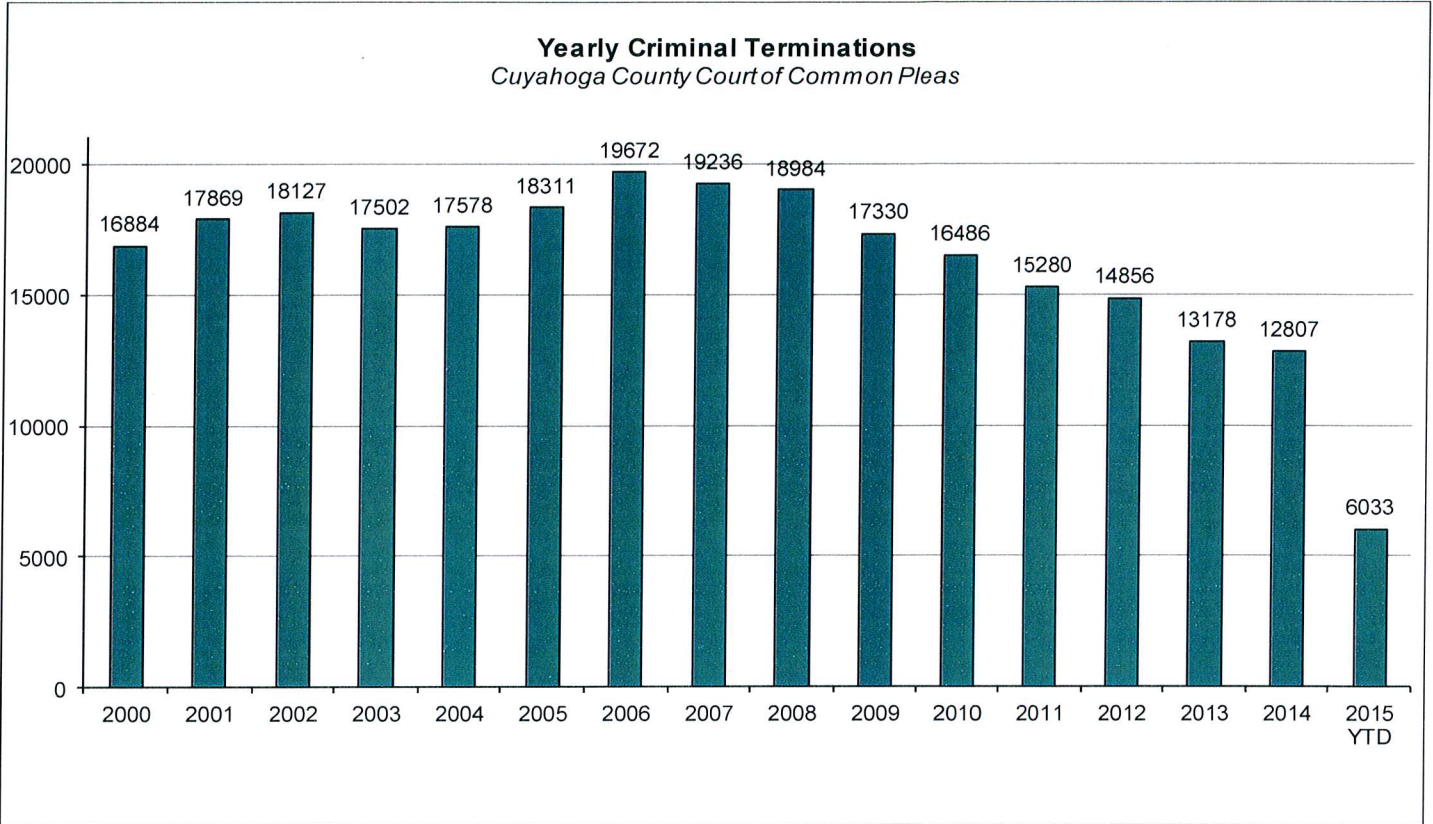
Newly Filed, Re-Activated and Transferred in Cases

The following chart is a representation of all filed cases in Cuyahoga County Court of Common Pleas from 2000 – June 2015. Newly filed cases are defined as having been arraigned and assigned to a Judge. Re-activated cases are defined as cases where a defendant was unavailable for trial and has now become ready to proceed. Transferred cases are defined as cases moved from one judge's docket to another. This could be due to re-assignment to a Mental Health Judge or after additional information indicates that by Court rule, the case should have been assigned to another Judge.



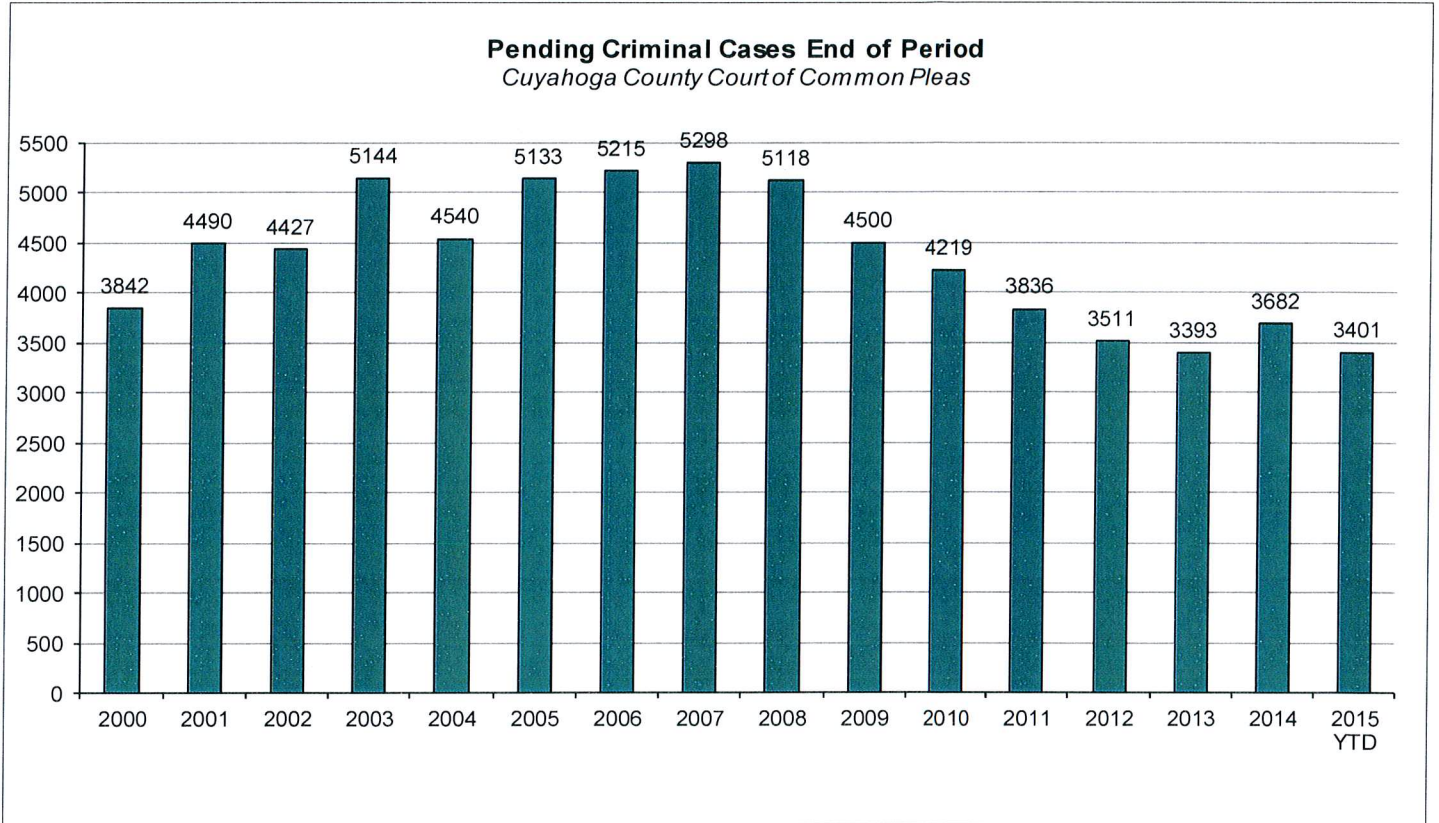
Yearly Criminal Terminations

The following chart represents cases that have been terminated by the court from 2000 – June 2015. These cases have been terminated either by trial; plea, dismissal or a defendant is unavailable for trial or sentencing.



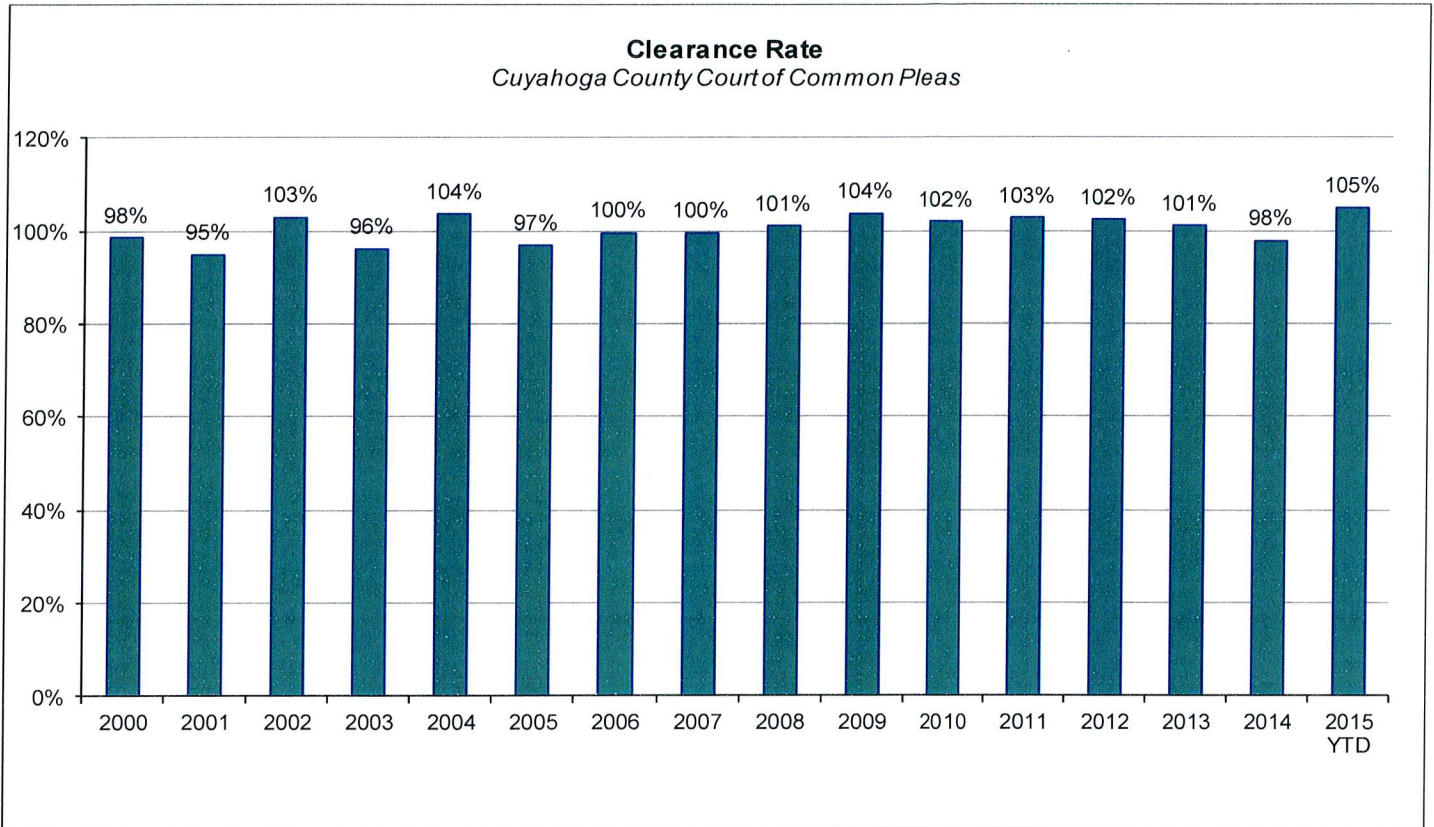
Pending Criminal Cases End of Period

The following chart represents the total number of cases pending at the end of the reporting period from 2000 – June 2015. Pending criminal cases at the end of the period is determined by adding the total number of pending cases at the beginning of the reporting period, and all newly filed, re-activated and transferred in cases. The total number of cases terminated in the period is subtracted from the sum total pending at the beginning of the period to give the value pending at the end of the period.



Clearance Rate

The Clearance Rate is the total number of outgoing cases as a percentage of the number of incoming cases. Clearance rate measures whether the court is keeping up with its incoming caseload. If cases are not disposed in a timely manner, a backlog of cases awaiting disposition will grow. A Clearance Rate of 100% indicates that at least as many cases have been filed, reopened, or reactivated in a period have been disposed.



Arrest to Disposition Timeline

Arrest to disposition timeline is a method to measure how felony cases flow through the Cuyahoga County Criminal Justice System. By capturing how long a case takes to move from stage to stage, we can examine where problems may exist and where potential improvements in case processing can be made.

The source data was extracted from the Cuyahoga County Court of Common Pleas Case Management System. The overall population of sample data was based on cases terminated in a given month excluding cases that have gone through diversion programs. A case is defined as a defendant and all charges involved in a single incident. The period for the extracted data is from June 2015.

The stages examined were:

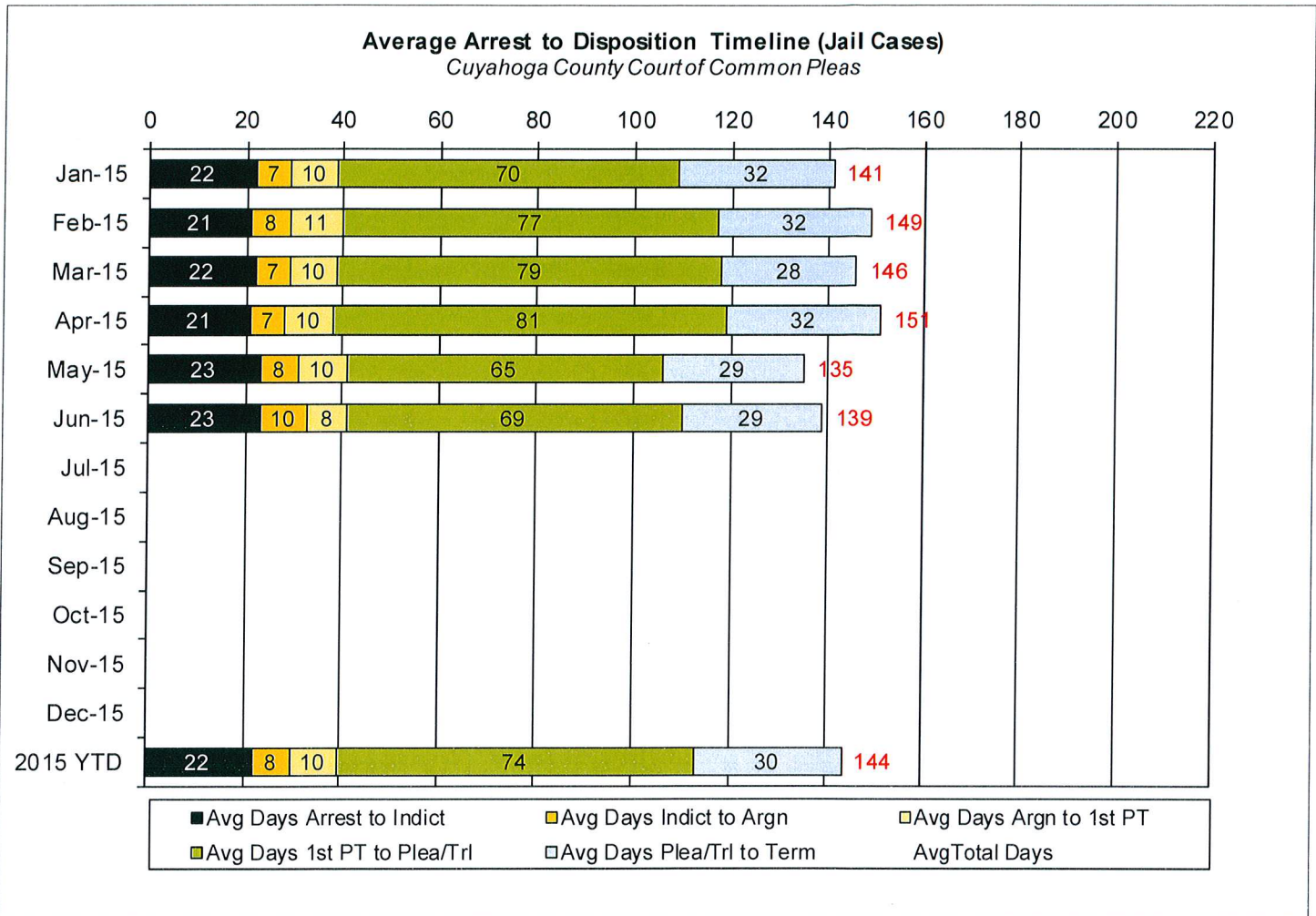
- Arrest to Indictment
- Indictment to Arraignment
- Arraignment to 1st Pre-Trial
- 1st Pre-Trial to Plea/Trial
- Plea/Trial to Termination

Due to the fact that each case may or may not have all of the stage date elements, a method to arrive at stage averages was applied. For a case to be included in the average for a stage there would need to be both dates for the given stage. A case would be included in the Arrest to Indictment stage if both arrest date and indictment date were available. This method was applied to each of the five stages. Next we calculated the total number of cases that met the date criteria for each of the ranges and also the total number of days between each date. To arrive at an average, the total number of days for each case in each range was calculated and divided by the total number of cases that met the date criteria. If a case had a time period or periods where the defendant was capiased or referred to the Psych Clinic, that amount of time was subtracted from the appropriate range. For re-indicted cases, the original arrest date is used.

The following three charts are for Jail, Non-Jail and combined Jail and Non-Jail cases. Jail and Non-Jail cases are defined by the posting of bond prior to plea or trial.

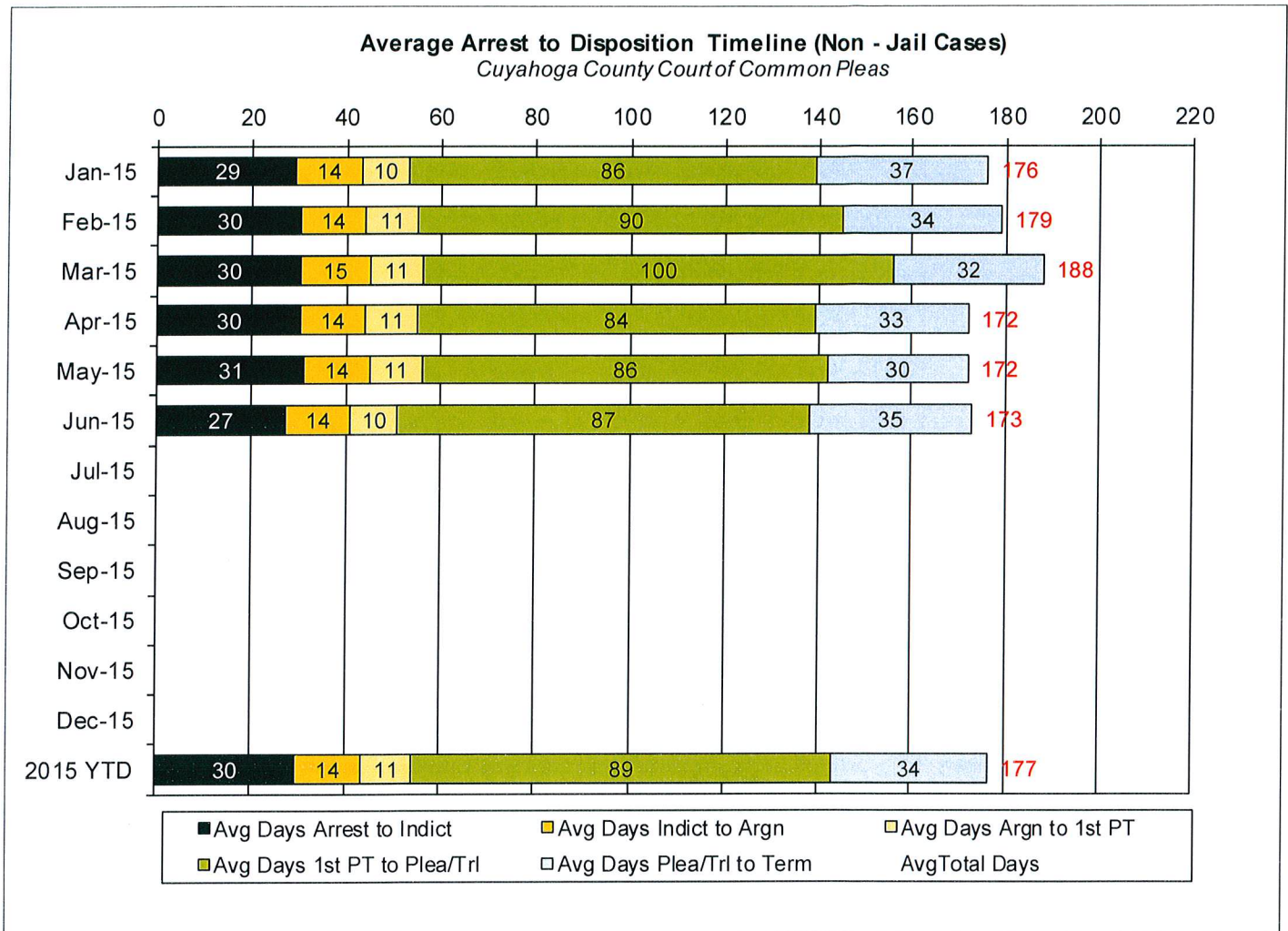
CUYAHOGA COUNTY COMMON PLEAS COURT

Average Arrest to Disposition Timeline (Jail Cases)



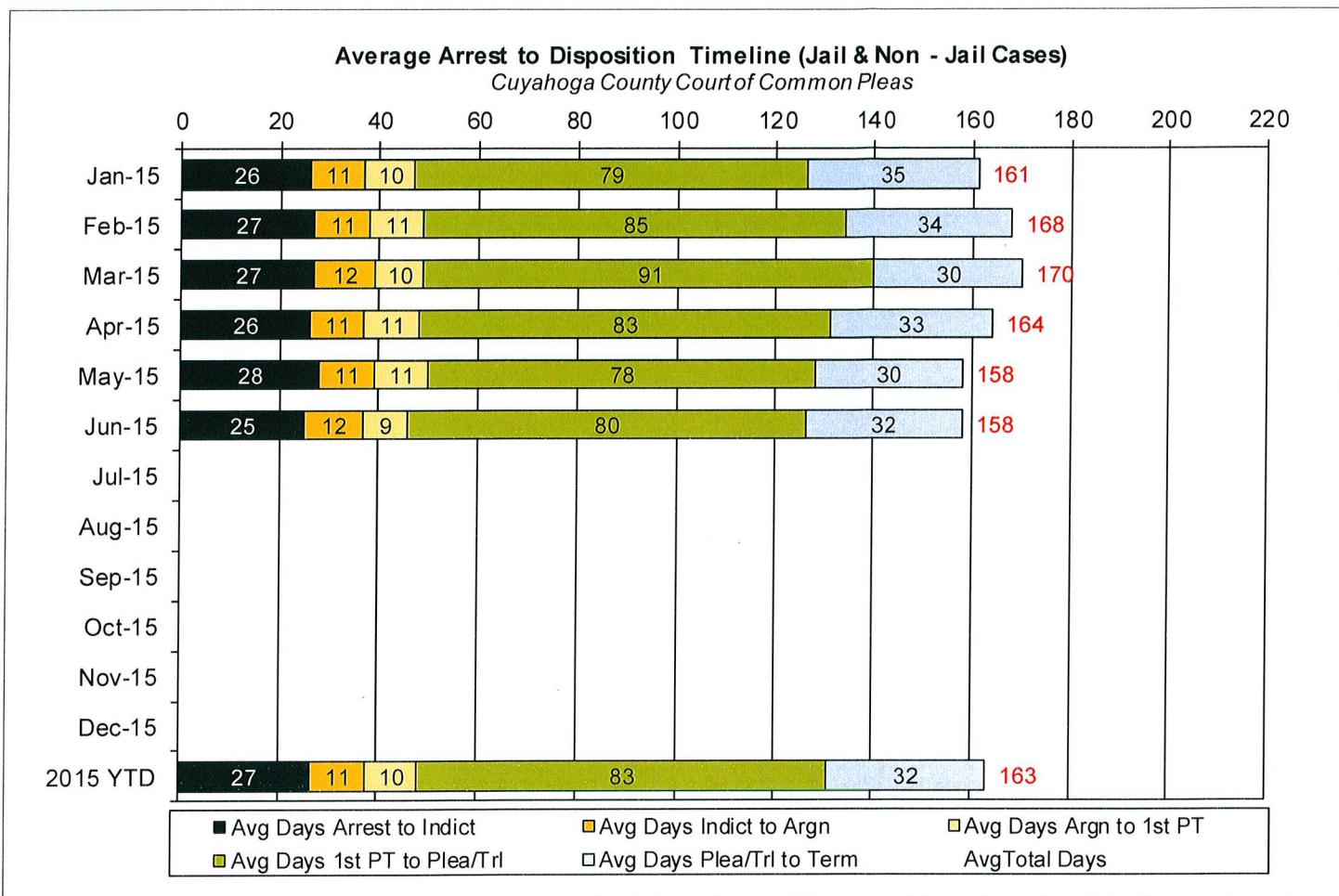
CUYAHOGA COUNTY COMMON PLEAS COURT

Average Arrest to Disposition Timeline (Non-Jail Cases)



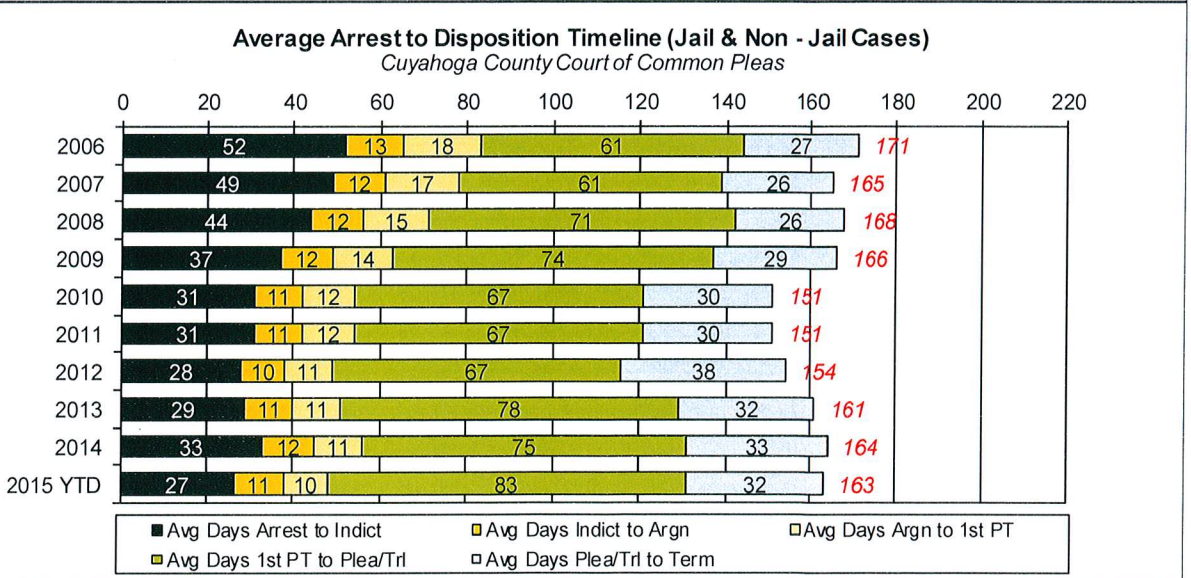
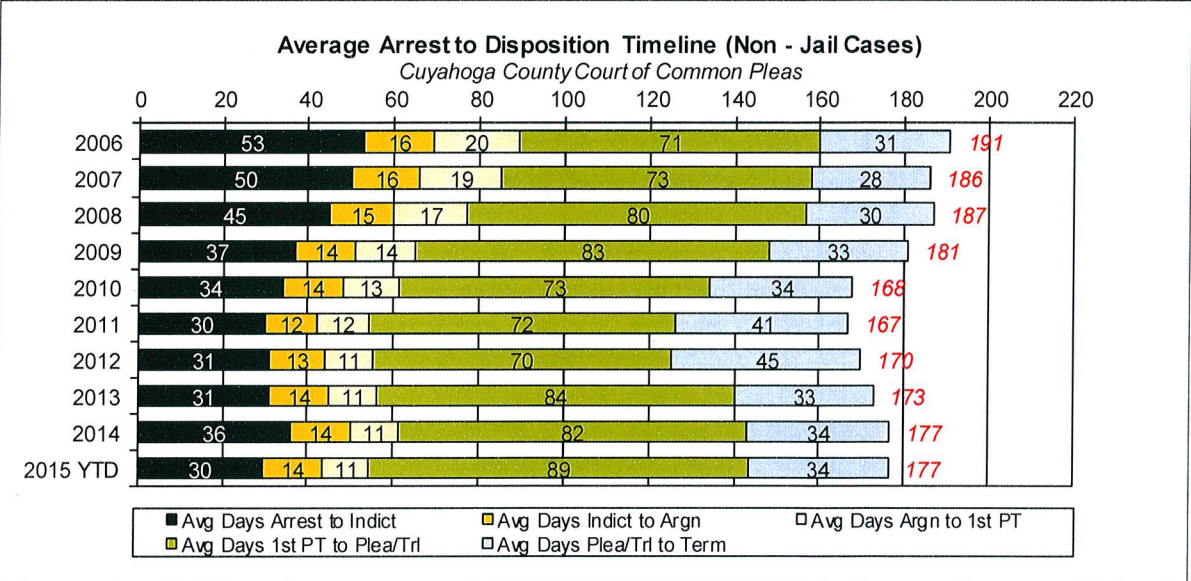
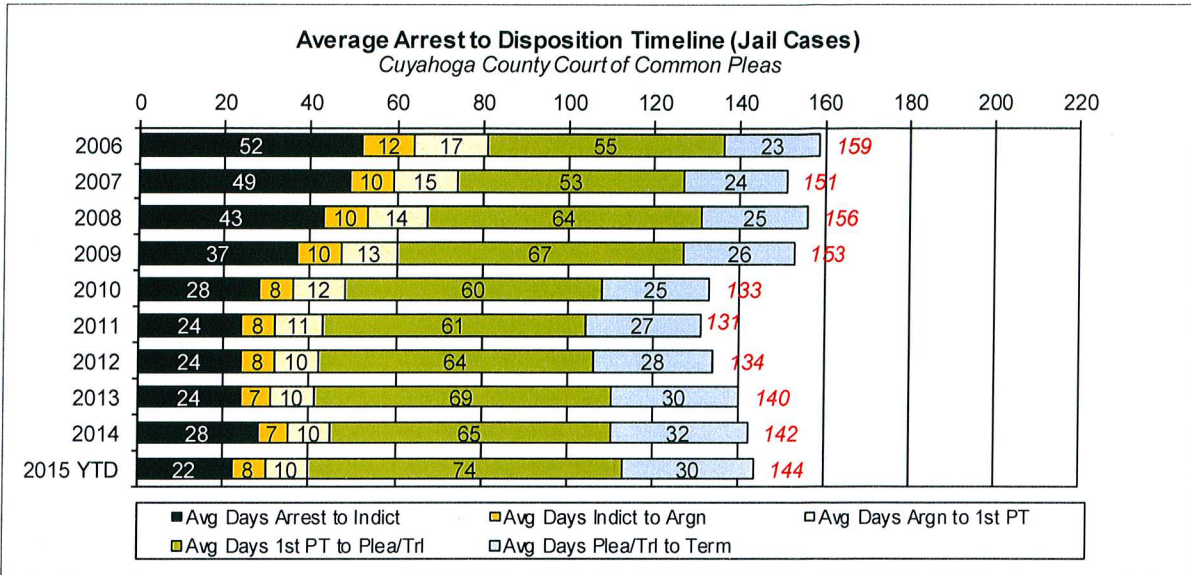
CUYAHOGA COUNTY COMMON PLEAS COURT

Average Arrest to Disposition Timeline (Jail and Non-Jail Cases)



CUYAHOGA COUNTY COMMON PLEAS COURT

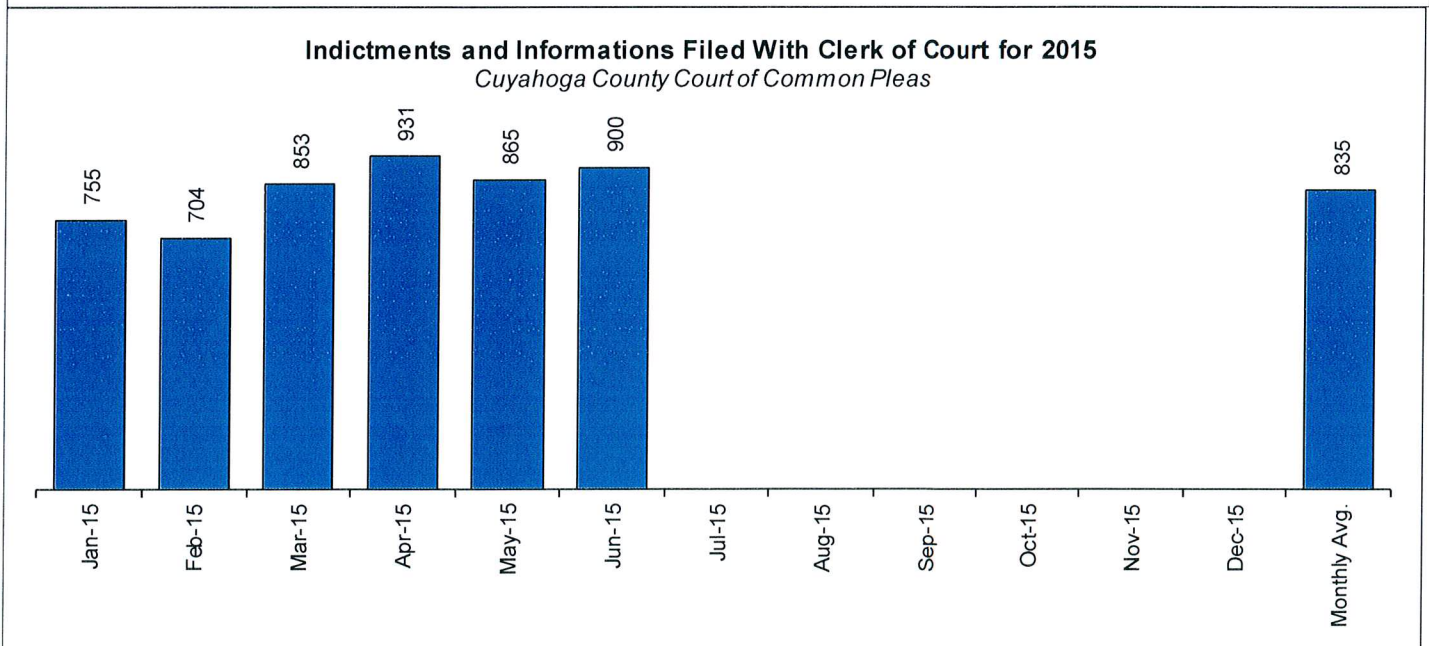
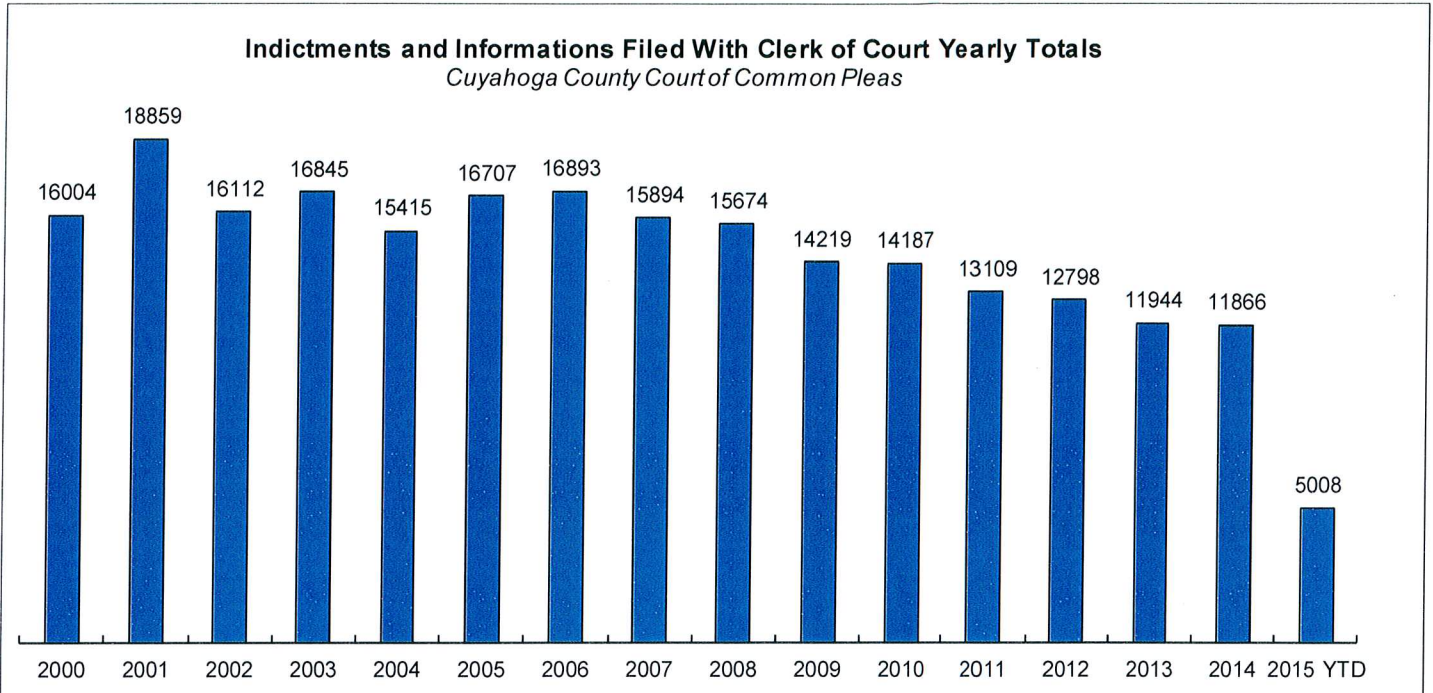
Yearly Average Arrest to Disposition Timeline



CUYAHOGA COUNTY COMMON PLEAS COURT

Indictments and Informations Filed With the Clerk of Courts

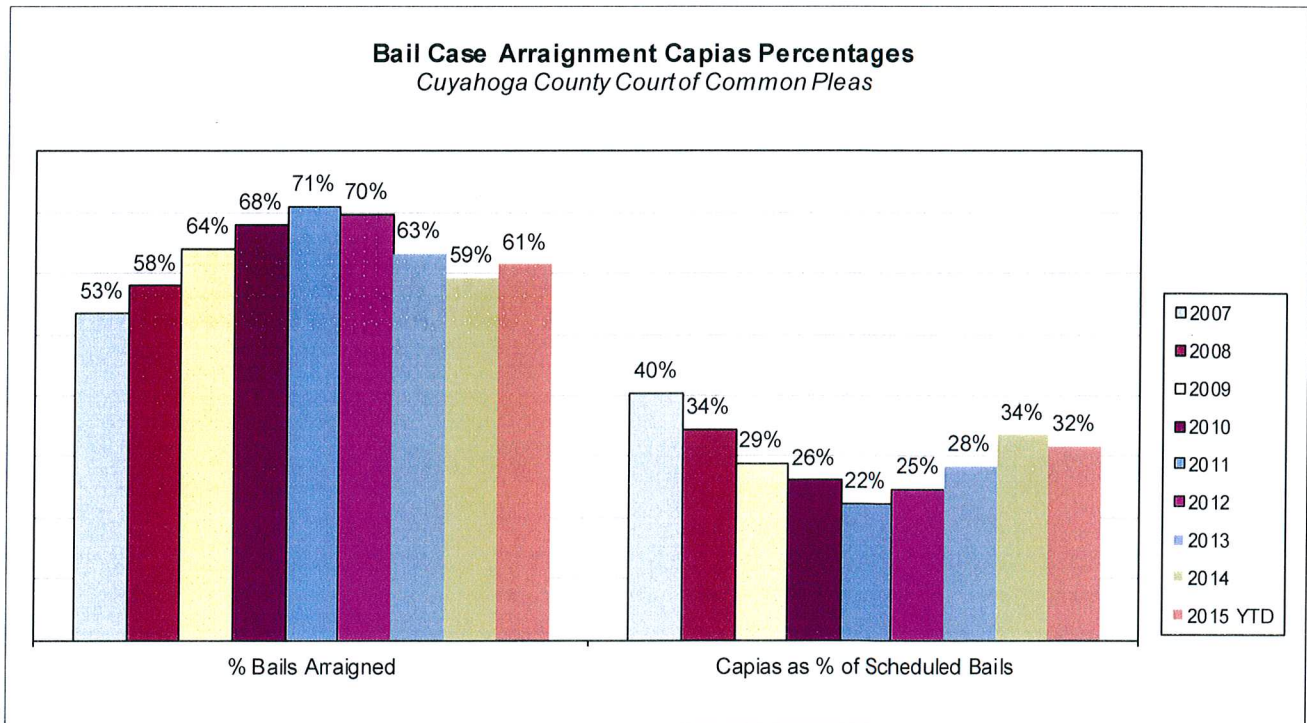
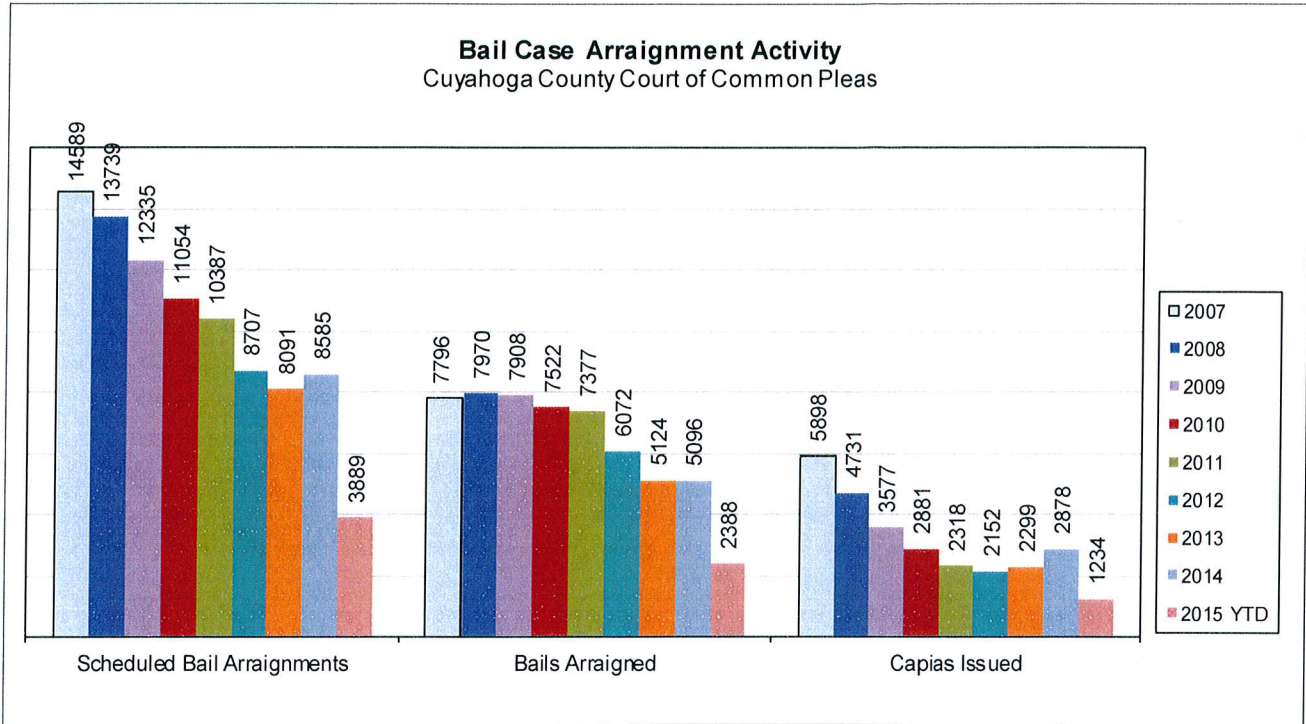
The following charts are reflective of Indictments and Informations filed with the Criminal Clerk of Courts from 2000. The source for this information was the Criminal Clerk's Office.



CUYAHOGA COUNTY COMMON PLEAS COURT

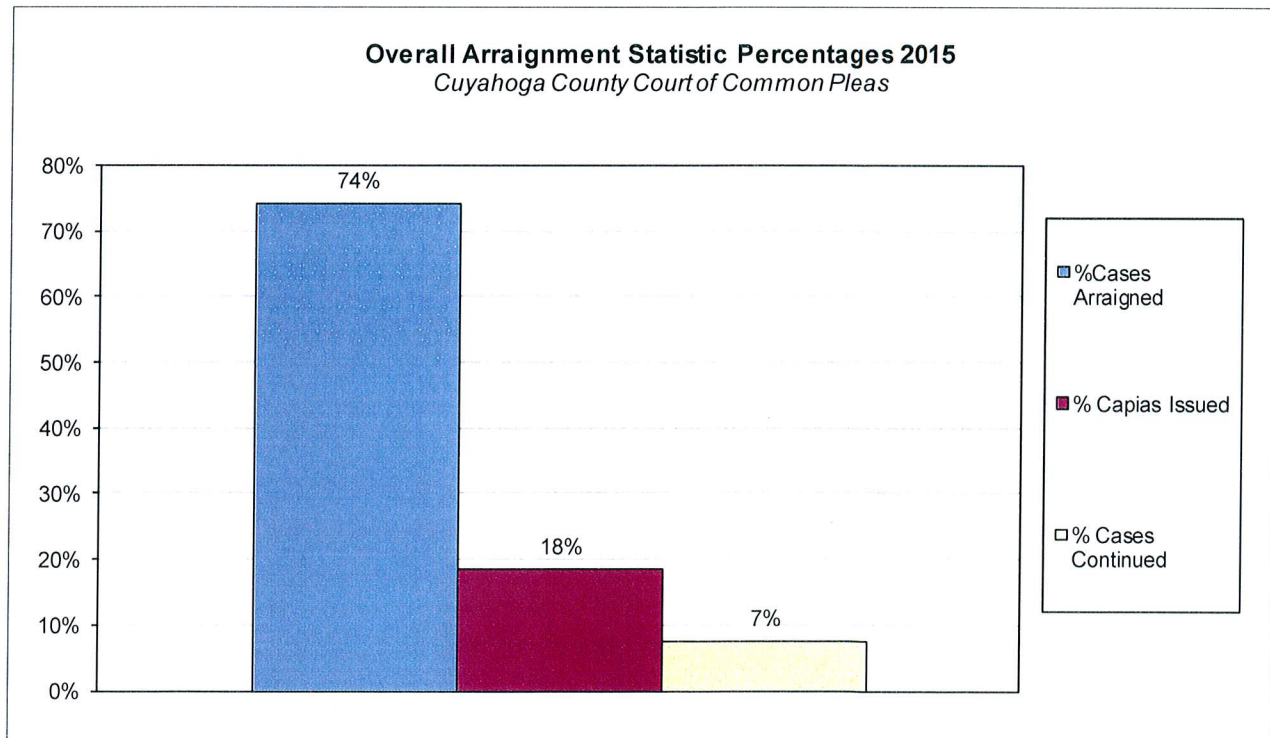
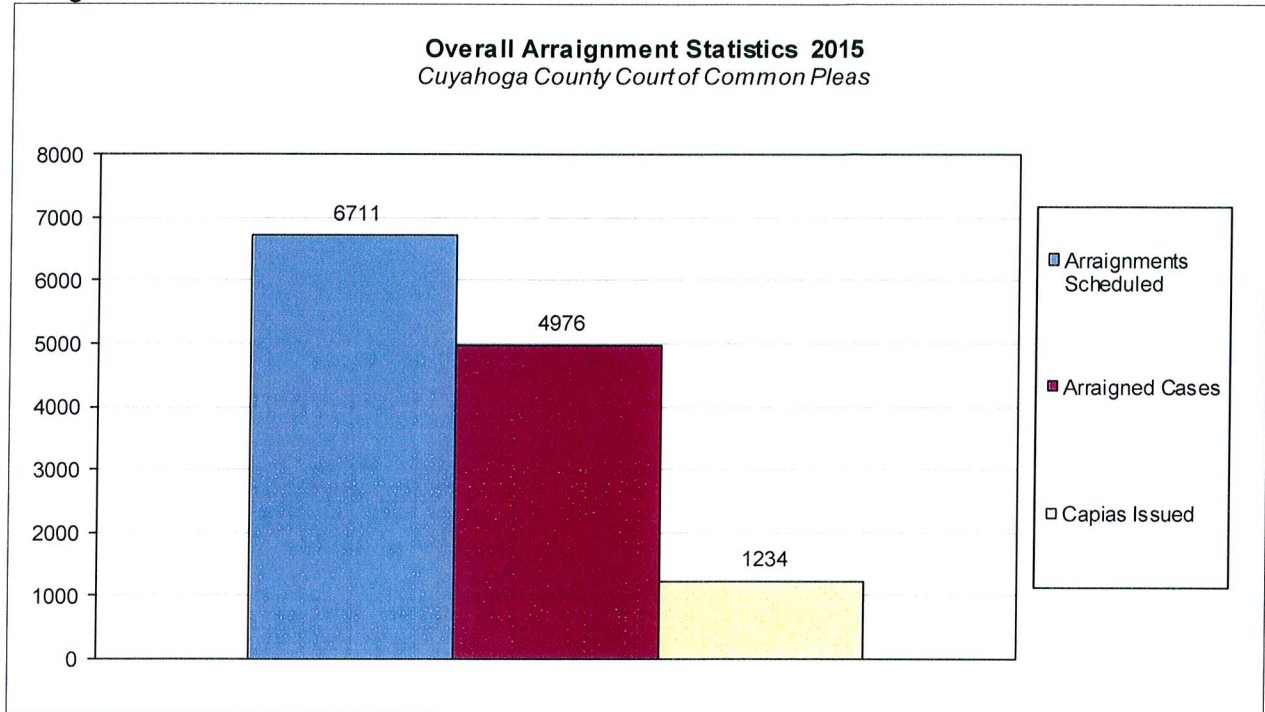
Bail Case Arraignment Activity

The following charts are reflective of arraignment activity where the defendant was not incarcerated at the time of arraignment. The source for this information was the Criminal Records Department.



Overall Arraignment Statistics

The arraignment statistics were provided by the Criminal Records Department. They are provided to give a representation of arraignment activity in the Court in 2015. These statistics include jail and non – jail arraignments.



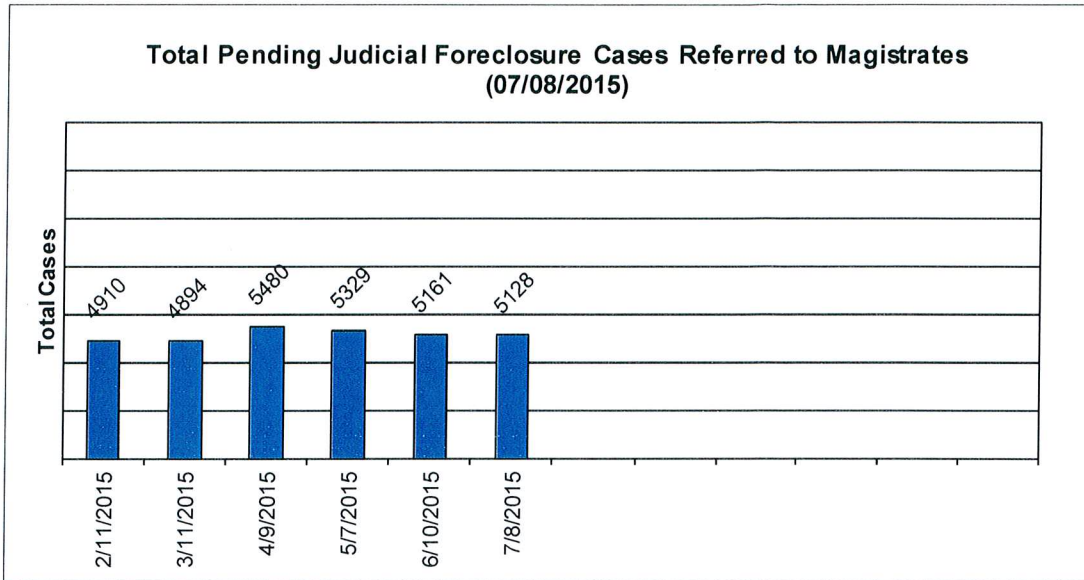
Judicial Foreclosure Statistics¹

¹ For clarification purposes, Foreclosure cases in this report are identified as Judicial Foreclosure filings (filing codes 1460 (Foreclosure Marsh. Of Lien), 1465(Tax Lien), 1466 (Tax Certificate), 1470 (Quiet Title), and 1480 (Partition)). These cases are different from Board of Revision Foreclosures, which are not reported here.

CUYAHOGA COUNTY COMMON PLEAS COURT

Total Pending Judicial Foreclosure Cases Referred to Magistrates

The following chart is a display of the total number of pending Judicial Foreclosure cases referred to the Magistrates on specific dates. The table below shows the number of these cases pending from each year since 2000.




	As of:	2/11/2015	3/11/2015	4/9/2015	5/7/2015	6/10/2015	7/8/2015							
Year														
2000		0	0	0	0	0	0							
2001		0	0	0	0	0	0							
2002		1	1	0	0	0	0							
2003		2	2	2	2	2	2							
2004		0	0	0	0	0	0							
2005		0	0	0	0	0	0							
2006		1	1	0	0	0	0							
2007		5	3	2	1	1	1							
2008		4	4	4	3	3	3							
2009		9	10	6	6	6	6							
2010		19	16	15	14	14	11							
2011		42	41	32	33	32	29							
2012		145	136	114	99	90	83							
2013		547	454	390	341	295	268							
2014		3532	3182	2729	2320	1898	1673							
2015		603	1044	2186	2510	2820	3052							
Total		4910	4894	5480	5329	5161	5128							

CUYAHOGA COUNTY COMMON PLEAS COURT

Total Pending Tax Lien & Certificate Cases Referred to Magistrates

The following chart is a display of the number of pending tax Judicial Foreclosure cases referred to the Magistrates on specific dates. The table below shows the number of pending tax Judicial Foreclosure cases in each year since 2000.




	As of:	2/11/2015	3/11/2015	4/9/2015	5/7/2015	6/10/2015	7/8/2015							
Year														
2000		0	0	0	0	0	0							
2001		0	0	0	0	0	0							
2002		1	1	0	0	0	0							
2003		0	0	0	0	0	0							
2004		0	0	0	0	0	0							
2005		0	0	0	0	0	0							
2006		1	1	0	0	0	0							
2007		2	2	1	1	1	1							
2008		0	1	0	0	0	0							
2009		6	6	2	2	1	1							
2010		3	2	2	2	2	2							
2011		19	19	17	17	16	14							
2012		35	34	26	23	21	19							
2013		170	135	115	101	88	75							
2014		827	764	665	557	432	363							
2015		71	127	922	918	926	944							
Total		1135	1092	1750	1621	1487	1419							

CUYAHOGA COUNTY COMMON PLEAS COURT

Percentage of Pending Judicial Foreclosure Cases By Filing Year

The following chart is a representation of the total number of pending Judicial Foreclosure cases by filing year expressed as a percentage on a specific date. The table below is the supporting data for this chart.

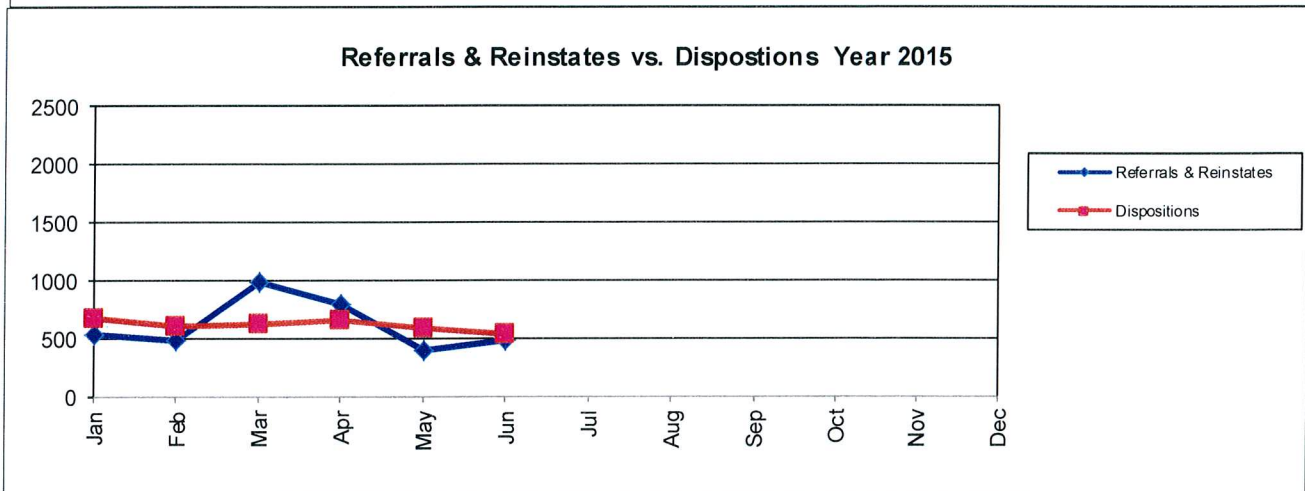
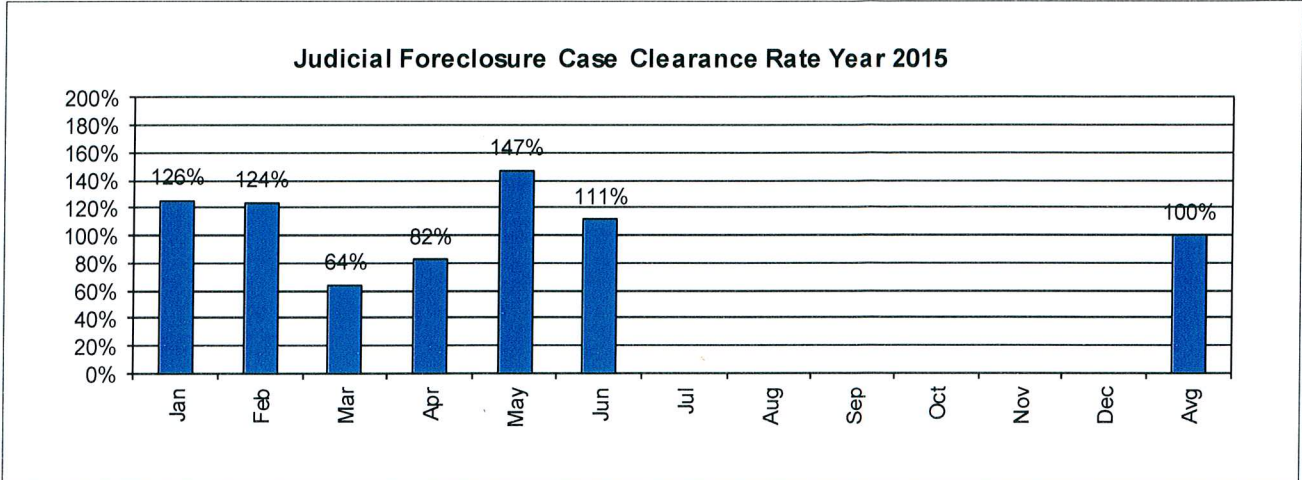


	As of:	7/8/2015	% of Total
Year			
2000		0	0.00%
2001		0	0.00%
2002		0	0.00%
2003		2	0.04%
2004		0	0.00%
2005		0	0.00%
2006		0	0.00%
2007		1	0.02%
2008		3	0.06%
2009		6	0.12%
2010		11	0.21%
2011		29	0.57%
2012		83	1.62%
2013		268	5.23%
2014		1673	32.62%
2015		3052	59.52%
Total		5128	100.00%

CUYAHOGA COUNTY COMMON PLEAS COURT

Judicial Foreclosure Clearance Rate Year 2015

The Clearance Rate is the number of outgoing cases as a percentage of the number of incoming cases. Clearance rate measures whether the court is keeping up with its incoming caseload. If cases are not disposed in a timely manner, a backlog of cases awaiting disposition will grow. A Clearance Rate of 100% indicates that at least as many cases as have been filed, reopened, or reactivated in a period have been disposed.

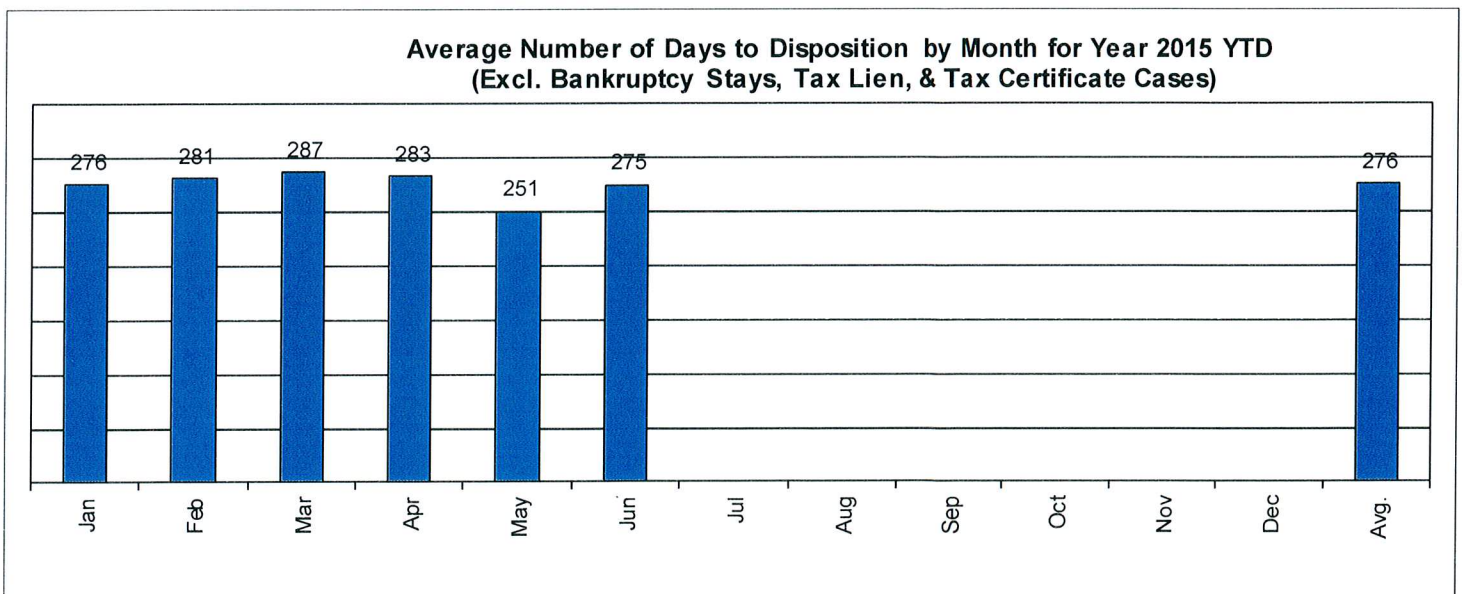
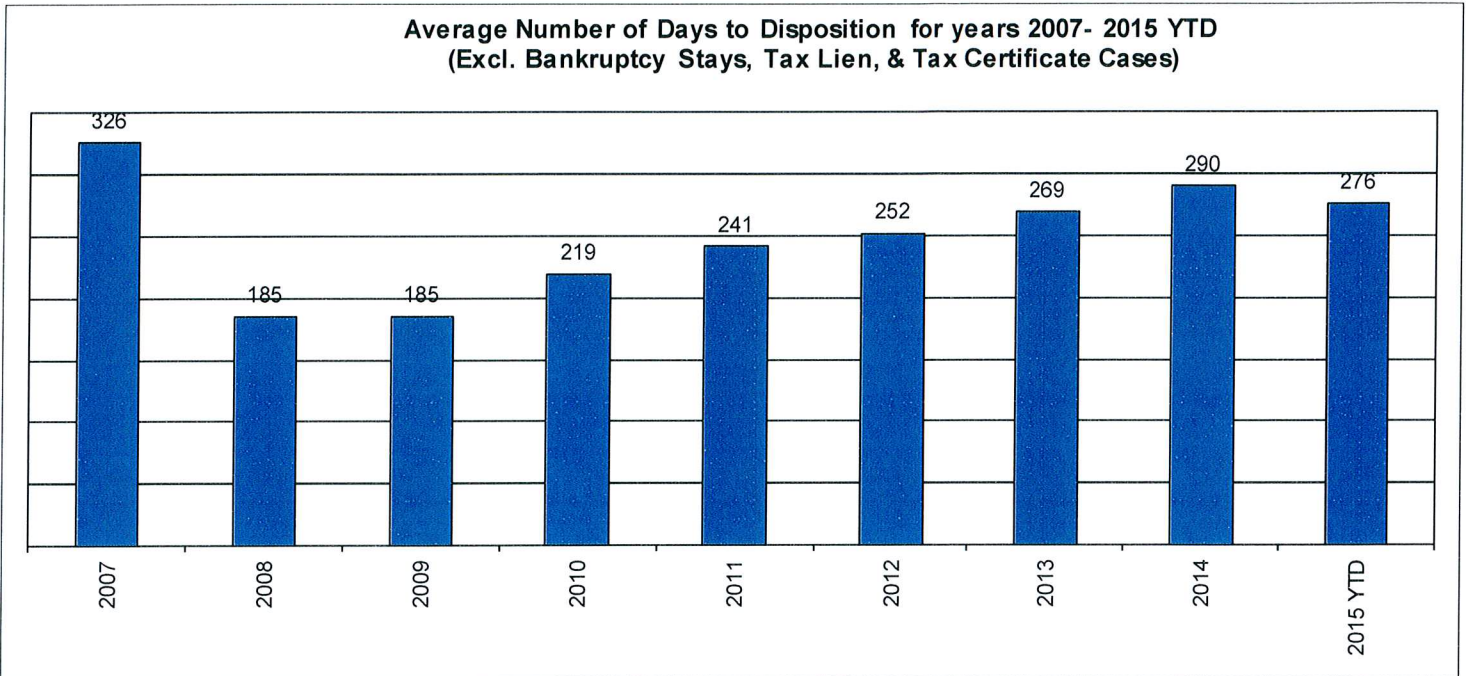


	Referrals & Reinstates	Dispositions	Clearance Rate
Jan	532	668	126%
Feb	483	598	124%
Mar	981	628	64%
Apr	790	649	82%
May	397	583	147%
Jun	488	543	111%
Jul			
Aug			
Sep			
Oct			
Nov			
Dec			
Avg	612	612	100%
Total	3671	3669	

CUYAHOGA COUNTY COMMON PLEAS COURT

Avg. Number of Days to Disp. (Excl. Bank. Stays & Tax Lien & Tax Cert.)

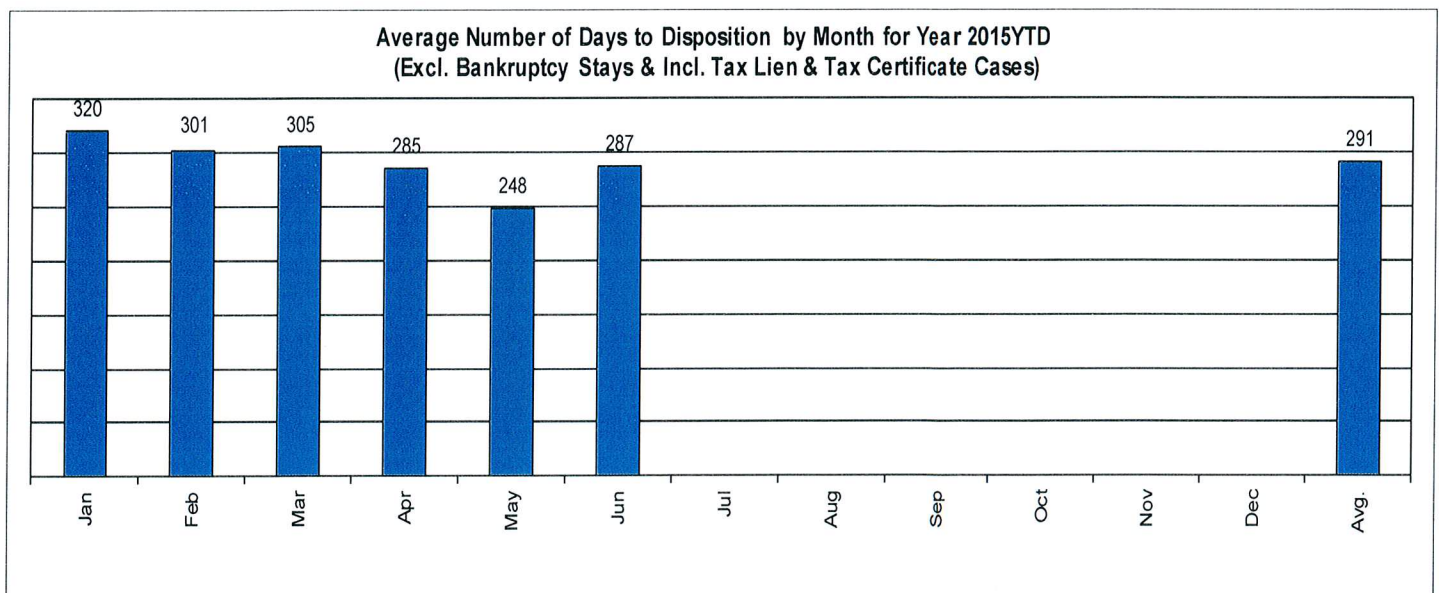
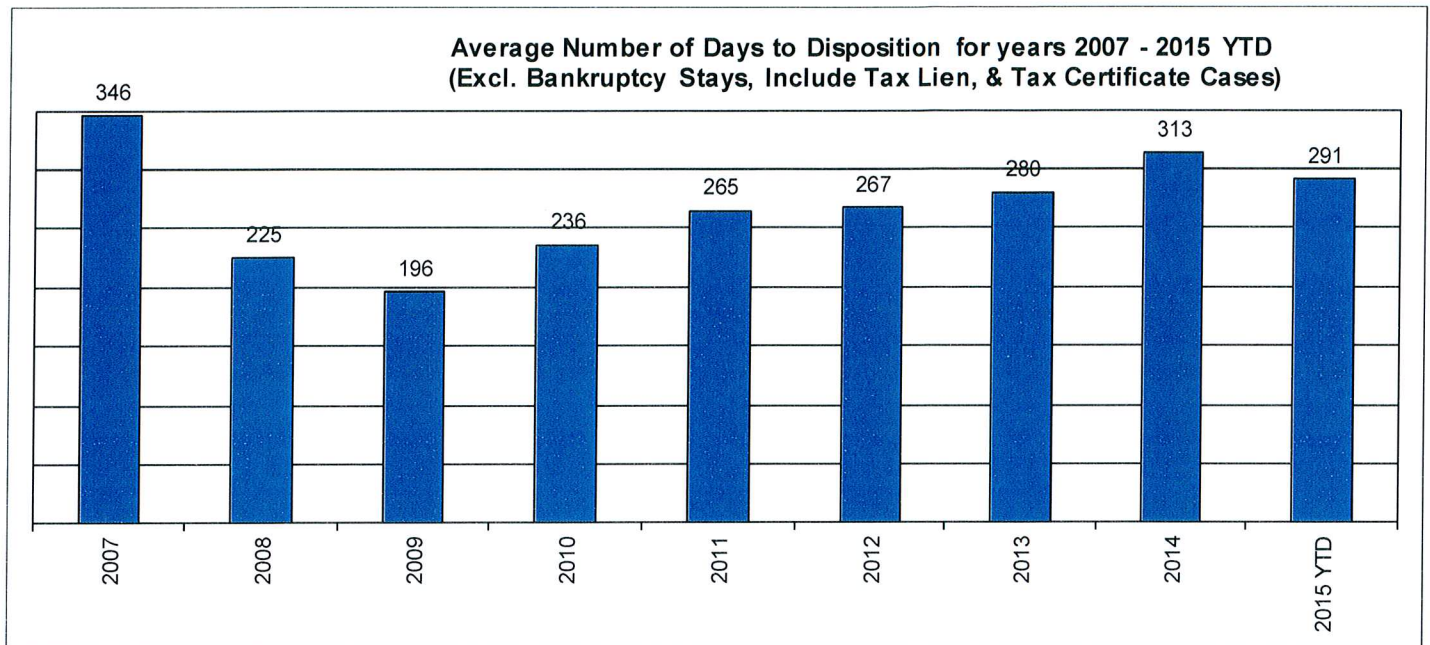
The average number of days to disposition is the number of days from filing to a final disposition entry being filed with the Clerk of Court. The data sample is based on all judicial foreclosure cases terminated by decree or dismissal (cases terminated by bankruptcy are not included) in a month. Each case is examined to determine the number of days between filing and termination with the periods that a case may have been in bankruptcy subtracted. Adding the total days of all of the cases minus bankruptcy periods and dividing by the total number of cases calculates the average. In the following chart, tax judicial foreclosure cases are excluded.



CUYAHOGA COUNTY COMMON PLEAS COURT

Avg. Number of Days to Disp. (Excl. Bank. Stays & Incl. Tax Lien & Tax Cert.)

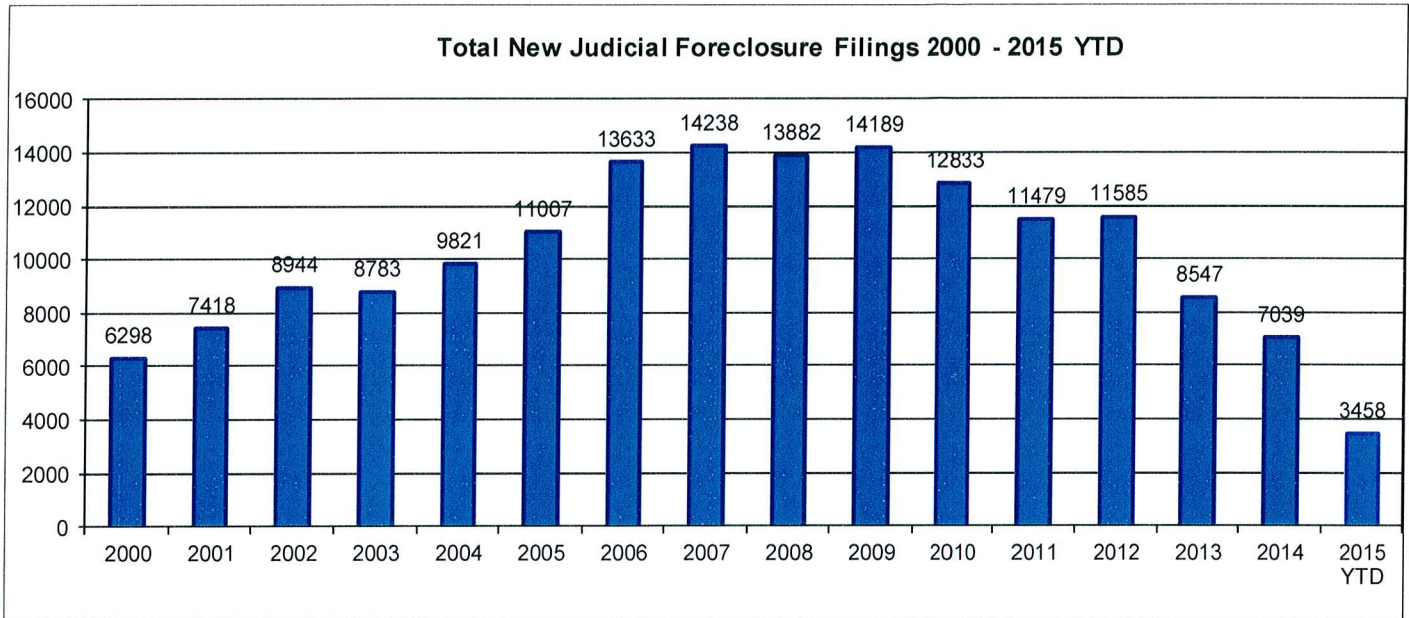
The average number of days to disposition is the number of days from filing to a final disposition entry being filed with the Clerk of Court. The data sample is based on all Judicial Foreclosure cases terminated by decree or dismissal (cases terminated by bankruptcy are not included) in a month. Each case is examined to determine the number of days between filing and termination with the periods that a case may have been in bankruptcy subtracted. Adding the total days of all of the cases minus bankruptcy periods and dividing by the total number of cases calculates the average. In the following chart, all types of Judicial Foreclosure cases are included.



Total New Judicial Foreclosure Filings

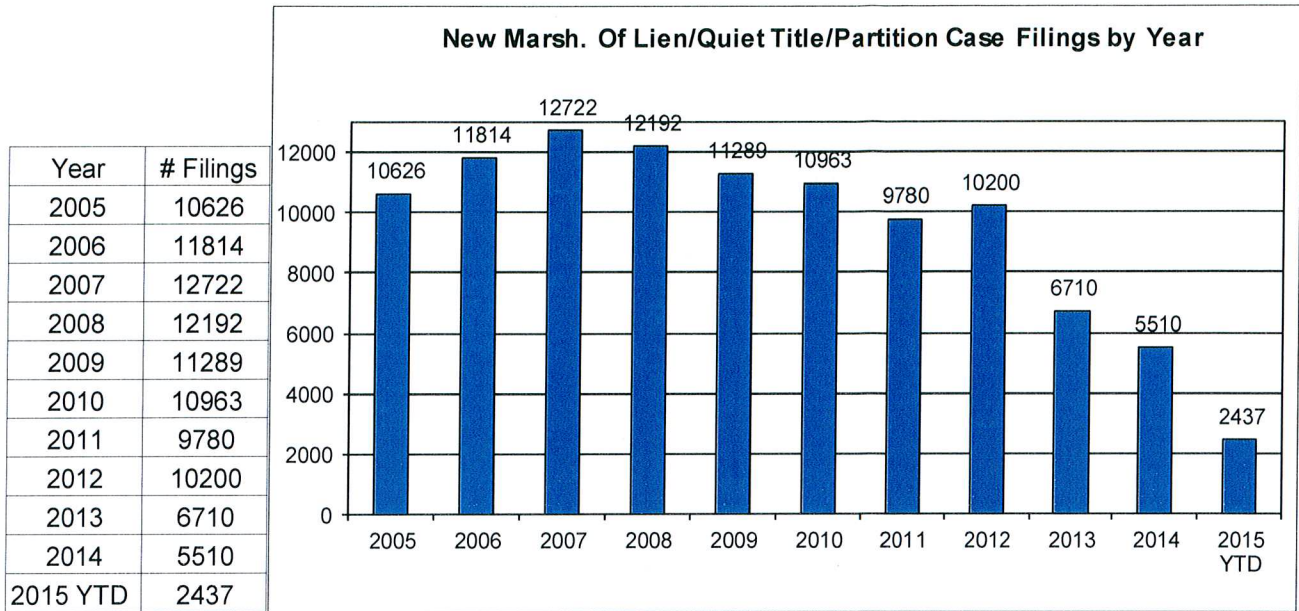
The following charts are provided as a historical view of new judicial foreclosure filings.

1. Total New Judicial Foreclosure Filings from 2000 – 2015 by year
2. Total New Marsh of Lien/Quiet Title/Partition Filings from 2005 – 2015 by month
3. Total New Tax Lien & Tax Certificate Filings for 2005 – 2015 by month
4. Total New Judicial Foreclosure Filings from 2005 – 2015 by month

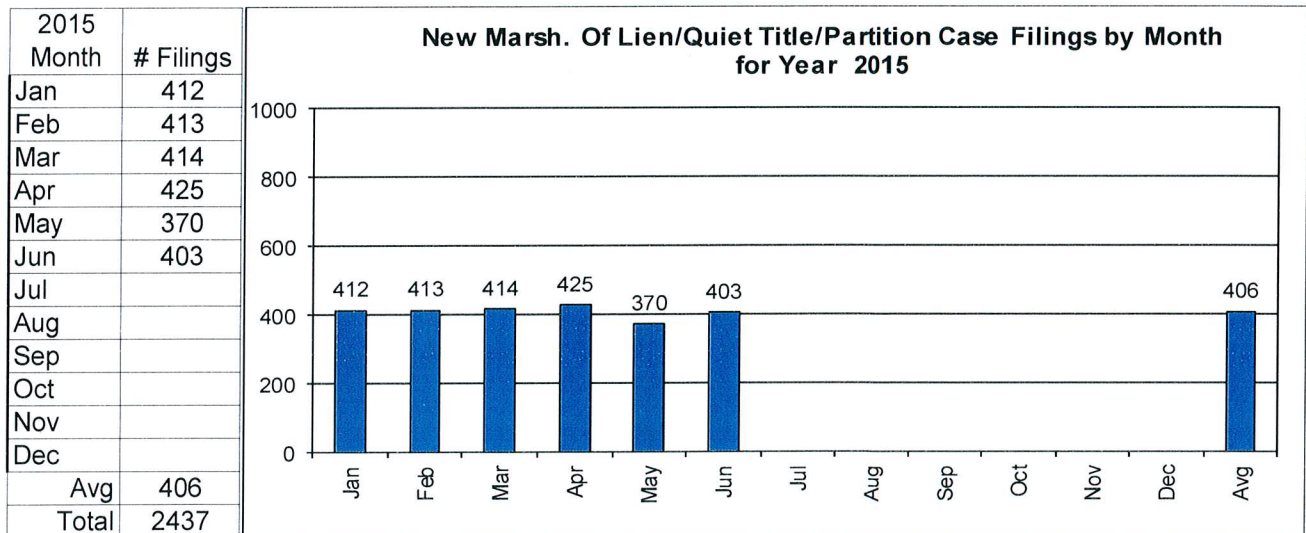


CUYAHOGA COUNTY COMMON PLEAS COURT

New Marsh of Lien/Quiet Title/Partition Case Filings for Years 2005 – 2015 YTD

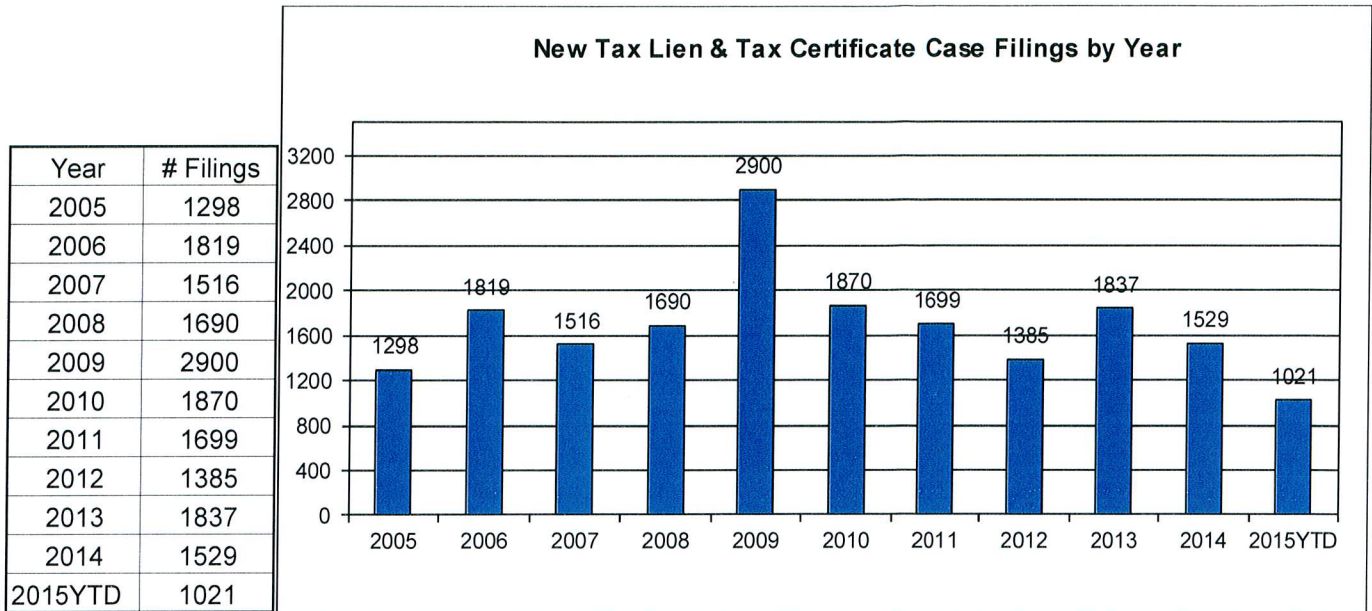


New Marsh of Lien/Quiet Title/Partition Case Filings by month for 2015 YTD

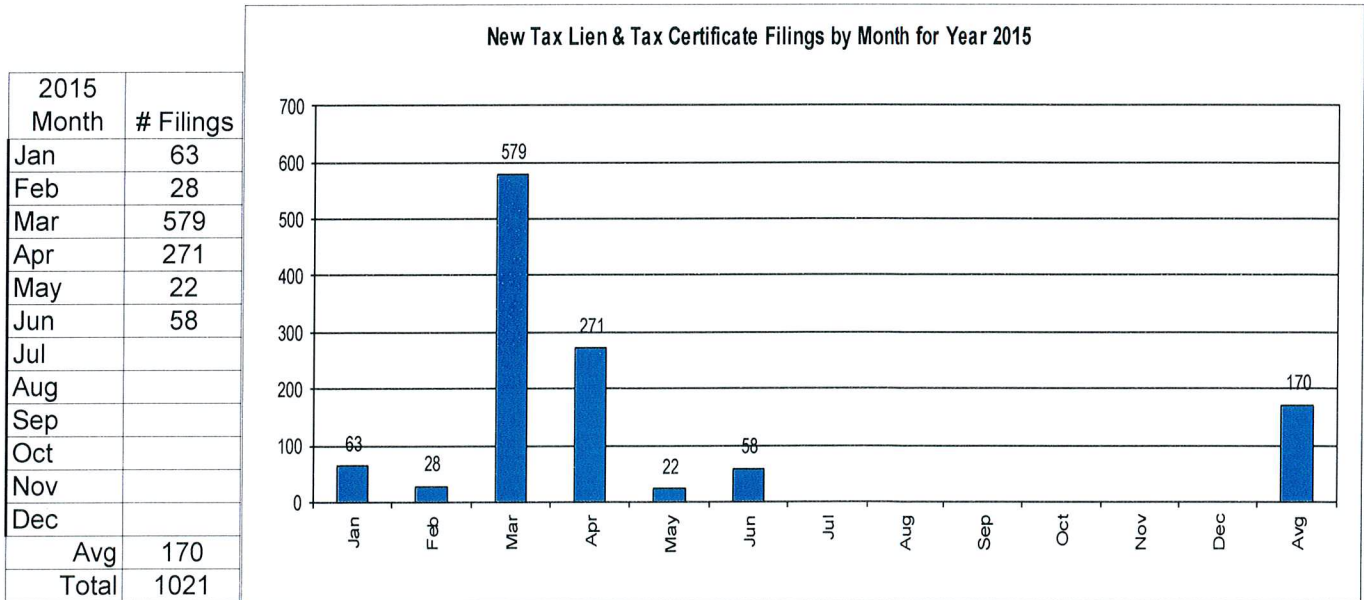


CUYAHOGA COUNTY COMMON PLEAS COURT

New Tax Lien & Certificate Filings for Years 2005 – 2015 YTD



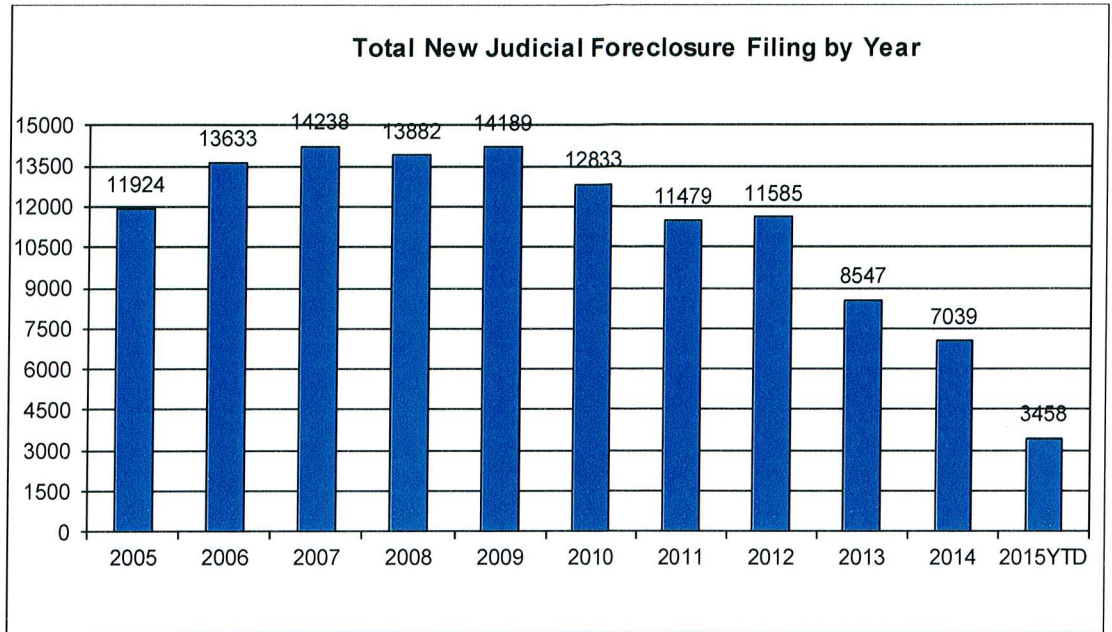
New Tax Lien & Certificate Filings by Month for Year 2015 YTD



CUYAHOGA COUNTY COMMON PLEAS COURT

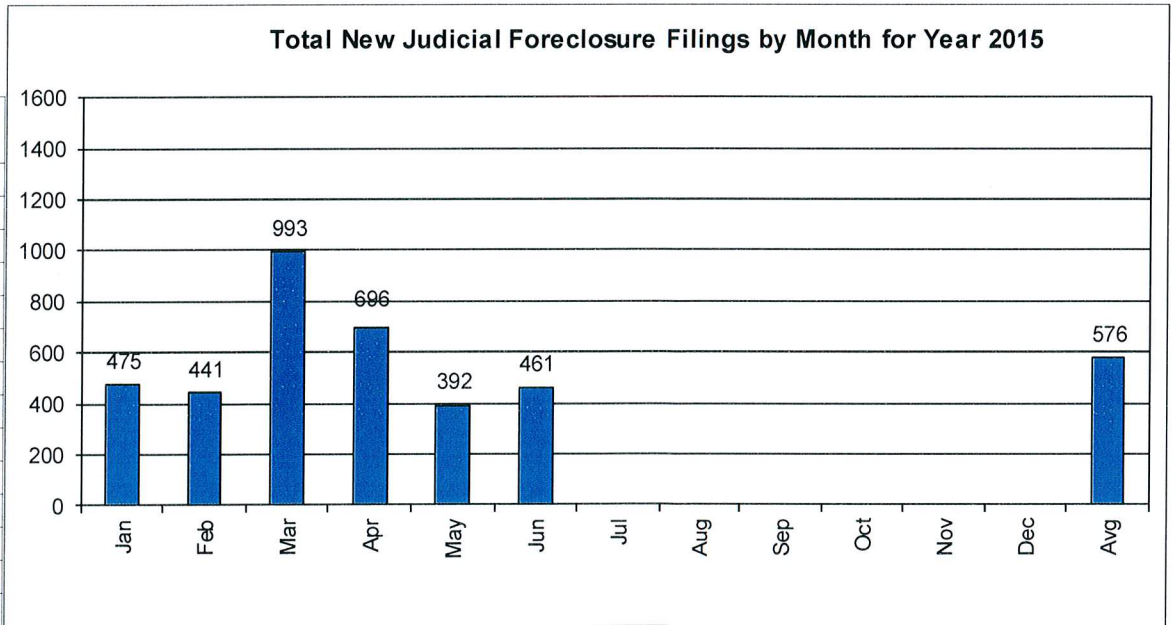
Total New Judicial Foreclosure Filings Years 2005 – 2015 YTD

Year	# Filings
2005	11924
2006	13633
2007	14238
2008	13882
2009	14189
2010	12833
2011	11479
2012	11585
2013	8547
2014	7039
2015 YTD	3458



Total New Judicial Foreclosure Filings by Month for Year 2015 YTD

2015 Month	# Filings
Jan	475
Feb	441
Mar	993
Apr	696
May	392
Jun	461
Jul	
Aug	
Sep	
Oct	
Nov	
Dec	
Avg	576
Total	3458



Magistrate's Monthly Reports

The Magistrates' Monthly Report consists of 5 reports. Below is a description of each.

Magistrate's Monthly Supplemental Journal Entry Report (R415)

Retrieves total number of supplemental entries and Decrees of Confirmation of Sheriff's sale created during a specific period. A supplemental entry is any journal created by a magistrate, which does not close out a case. For example, any magistrate's order (MG) setting a hearing, any journal entry (JE) ruling on a motion, journals confirming Sheriff's sales, etc.).

Magistrate's Full Disposition Count by Magistrate Report (R413)

Retrieves total number of cases disposed of during a specific period. The dispositions are grouped by Magistrate and then broken down by the type of disposition (i. e. Default, Dismissed with Prejudice, Dismissed without Prejudice, etc.) This report can be printed three different ways. Including tax cases (Full Dispositions), excluding tax cases (Non-Tax Dispositions), and Tax cases only (Tax Dispositions).

Magistrate's Monthly Cases Referred/Reinstated Report (R418)

Retrieves newly filed cases referred to the Magistrates Dept. and cases previously disposed by the Magistrates Dept. that are reinstated and re-referred to the magistrates. The cases are separated by Tax (filing code 1465; Tax Judicial Foreclosure & 1466; Tax Certificate Judicial Foreclosure) and Non-Tax (1460; Judicial Foreclosure Marsh. Of Lien, 1480; Partition, 1470; Quiet Title, misc. (i. e. 1391; Contract Other, etc.).

Magistrate's Monthly Hearing Totals Report (R3146)

Retrieves total number of hearings held during one month. The hearings are grouped by Magistrate and then broken down by what type hearing was held (i. e. Default, Pretrial, etc.).

Magistrate's Monthly Case Load Report (R3147)

Retrieves individual caseload totals for individual magistrates during a specific period. The cases are grouped by magistrate and then broken down by case type (i. e. tax judicial foreclosure, tax certificate judicial foreclosure and non-tax judicial foreclosure).

CUYAHOGA COUNTY COURT OF COMMON PLEAS

DATE: 07/08/2015
TIME: 9:42 AM

OFFICE OF THE MAGISTRATES
MAGISTRATE'S MONTHLY SUPPLEMENTALS BY CASE
REPORTING PERIOD: JUNE 2015

PAGE: 1
CMSR415D

SUPPLEMENTALS

AUGUSTYN	262
BAKER	229
BUCHA	239
DYKE	245
GAUNTNER	0
GONZALEZ	213
HIPPLEY	220
JACKSON A	263
JACKSON J	321
KLEIN	231
LUCAS	276
OLSZTYN	331
VOZAR	226
WEISS	194
UNACCOUNTED FOR	0

TOTAL 3250

CONFIRMATIONS

TOTAL 9

CUYAHOGA COUNTY COURT OF COMMON PLEAS
OFFICE OF THE MAGISTRATES
Full Disposition Count by Magistrate
REPORTING PERIOD: FROM 06/01/2015 TO 06/30/2015

DATE: 07/08/2015
 TIME: 9:45 AM

PAGE: 1
 CMSR413

MagID	Dispose Type	Tax Cert.	Tax Treas.	Total
KCA				
	Bank	1	0	1
	Def	2	0	9
	Dism	2	1	12
	Ref. Vacate	0	0	0
	Court Trial	0	0	0
	Other	0	2	3
	<u>MAG'S TOTAL</u>	5	3	<u>25</u>
GDB				
	Bank	0	0	2
	Def	0	0	11
	Dism	2	3	12
	Ref. Vacate	0	0	0
	Court Trial	0	0	0
	Other	0	0	1
	<u>MAG'S TOTAL</u>	2	3	<u>26</u>
SMB				
	Bank	0	0	1
	Def	3	0	6
	Dism	1	0	5
	Ref. Vacate	0	0	0
	Court Trial	0	0	0
	Other	0	1	3
	<u>MAG'S TOTAL</u>	4	1	<u>15</u>
JTD				
	Bank	1	0	2
	Def	5	0	17
	Dism	2	0	14
	Ref. Vacate	0	0	0
	Court Trial	0	0	0
	Other	2	1	5
	<u>MAG'S TOTAL</u>	10	1	<u>38</u>
TG				
	Bank	1	0	4
	Def	6	0	17
	Dism	0	1	13
	Ref. Vacate	0	0	0
	Court Trial	0	0	0
	Other	0	2	6
	<u>MAG'S TOTAL</u>	7	3	<u>40</u>
KH				
	Bank	0	0	2
	Def	4	4	32
	Dism	3	1	14
	Ref. Vacate	0	0	0
	Court Trial	0	0	0
	Other	0	1	8
	<u>MAG'S TOTAL</u>	7	6	<u>56</u>
ARJ				
	Bank	1	0	4
	Def	3	0	9
	Dism	2	1	15
	Ref. Vacate	0	0	0
	Court Trial	0	0	0
	Other	1	2	8
	<u>MAG'S TOTAL</u>	7	3	<u>36</u>
JLJ				
	Bank	0	1	3
	Def	5	0	19
	Dism	2	0	16

Decrees	338
Defaults	218
Other	119
Court Trial	1
Dismissals	175
Bankruptcy	30
Ref. Vacated	0
Grand Total	543

CUYAHOGA COUNTY COURT OF COMMON PLEAS

OFFICE OF THE MAGISTRATES

Full Disposition Count by Magistrate

REPORTING PERIOD: FROM 06/01/2015 TO 06/30/2015

DATE: 07/08/2015

TIME: 9:45 AM

PAGE: 2

CMSR413

MagID	Dispose Type	Tax Cert.	Tax Treas.	Total
	Ref. Vacate	0	0	0
	Court Trial	0	0	0
	Other	0	4	12
MAG'S TOTAL		7	5	50

MagID	Dispose Type	Tax Cert.	Tax Treas.	Total
MK				
	Bank	1	0	4
	Def	7	0	22
	Dism	4	0	15
	Ref. Vacate	0	0	0
	Court Trial	0	0	1
	Other	1	3	7
MAG'S TOTAL		13	3	49

MagID	Dispose Type	Tax Cert.	Tax Treas.	Total
PL				
	Bank	0	0	2
	Def	6	0	21
	Dism	4	1	19
	Ref. Vacate	0	0	0
	Court Trial	0	0	0
	Other	3	19	27
MAG'S TOTAL		13	20	69

MagID	Dispose Type	Tax Cert.	Tax Treas.	Total
CEO				
	Bank	1	0	2
	Def	4	0	15
	Dism	3	1	19
	Ref. Vacate	0	0	0
	Court Trial	0	0	0
	Other	1	1	8
MAG'S TOTAL		9	2	44

MagID	Dispose Type	Tax Cert.	Tax Treas.	Total
TJV				
	Bank	0	0	3
	Def	7	0	22
	Dism	1	1	11
	Ref. Vacate	0	0	0
	Court Trial	0	0	0
	Other	3	1	12
MAG'S TOTAL		11	2	48

MagID	Dispose Type	Tax Cert.	Tax Treas.	Total
CW				
	Bank	0	0	0
	Def	4	0	18
	Dism	2	0	10
	Ref. Vacate	0	0	0
	Court Trial	0	0	0
	Other	0	16	19
MAG'S TOTAL		6	16	47

CUYAHOGA COUNTY COURT OF COMMON PLEAS

DATE: 07/08/2015
 TIME: 09:45 AM

OFFICE OF THE MAGISTRATES
 MAGISTRATE'S MONTHLY REF/REIN CASES
 FROM 06/01/2015 TO 06/30/2015

CMSR418

MAGISTRATE	NEW REFERRALS				REINSTATED			
	Tax Treas.	Tax Cert.	Non-Tax	Total	Tax Treas.	Tax Cert.	Non-Tax	Total
<u>AUGUSTYN/KEVIN/C</u>	3	0	19	22	0	0	2	2
<u>BAKER/GAIL/D</u>	4	0	26	30	0	0	3	3
<u>BUCHA/STEPHEN/M</u>	3	0	14	17	0	1	1	2
<u>DYKE/JOHN/T</u>	5	1	45	51	0	2	4	6
<u>GONZALEZ/TRACEY/</u>	2	0	25	27	0	0	0	0
<u>HIPPLEY/KEVIN/</u>	0	0	36	36	0	0	0	0
<u>JACKSON A/AMY/R</u>	3	0	35	38	0	0	3	3
<u>JACKSON J/JIM/L</u>	4	0	39	43	0	1	2	3
<u>KLEIN/MONICA/</u>	11	0	31	42	0	0	2	2
<u>LUCAS/PAUL/</u>	7	0	28	35	2	1	3	6
<u>OLSZTYN/CHRISTOPHER/E</u>	4	0	31	35	0	0	3	3
<u>VOZAR/THOMAS/J</u>	7	1	30	38	0	0	0	0
<u>WEISS/CAROL/</u>	6	0	35	41	0	0	3	3
<u>TOTAL</u>	59	2	394	455	2	5	26	33
<u>COMBINED TOTAL</u>	488							

CUYAHOGA COUNTY COURT OF COMMON PLEAS

OFFICE OF THE MAGISTRATES

MAG MONTHLY HEARING TOTALS

Reporting Period: June 2015

DATE: 07/08/2015
TIME: 09:45 AM

PAGE: 1
CMSR3146

Monthly Hearing Total 582

AUGUSTYN	
Default Hearings	17
Tax Hearings	3
Pretrials	20
<hr/>	
TOTAL:	40
BAKER	
Default Hearings	26
Tax Hearings	3
Pretrials	7
<hr/>	
TOTAL:	36
BUCHA	
Default Hearings	14
Tax Hearings	0
Pretrials	31
<hr/>	
TOTAL:	45
DYKE	
Default Hearings	12
Tax Hearings	0
Pretrials	13
<hr/>	
TOTAL:	25
GONZALEZ	
Default Hearings	33
Tax Hearings	9
Pretrials	18
<hr/>	
TOTAL:	60
HIPPLEY	
Default Hearings	25
Tax Hearings	3
Pretrials	13
<hr/>	
TOTAL:	41
JACKSON A	
Default Hearings	32
Tax Hearings	11
Pretrials	18
<hr/>	
TOTAL:	61
JACKSON J	
Default Hearings	46
Tax Hearings	4
Pretrials	17
<hr/>	
TOTAL:	67
KLEIN	
Default Hearings	21
Tax Hearings	1
Pretrials	15
<hr/>	
TOTAL:	37
LUCAS	
Default Hearings	14
Tax Hearings	11
Pretrials	15
<hr/>	

CUYAHOGA COUNTY COURT OF COMMON PLEAS

OFFICE OF THE MAGISTRATES

MAG MONTHLY HEARING TOTALS

Reporting Period: June 2015

DATE: 07/08/2015
TIME: 09:45 AM

PAGE: 2
CMSR3146

TOTAL:	40
OLSZTYN	
Default Hearings	26
Tax Hearings	2
Pretrials	13
<hr/>	
TOTAL:	41
VOZAR	
Default Hearings	27
Tax Hearings	3
Pretrials	19
<hr/>	
TOTAL:	49
WEISS	
Default Hearings	26
Tax Hearings	5
Pretrials	9
<hr/>	
TOTAL:	40

CUYAHOGA COUNTY COURT OF COMMON PLEAS

DATE: 07/08/2015
 TIME: 9:45 AM

Office of the Magistrates
 Magistrate's Monthly Case Load
 MONTH: JUNE 2015

PAGE: 1
 CMSR3147

Magistrate Name	Non Tax Total	Tax Cert.	Tax Treas.	Total Tax	Total Cases
AUGUSTYN	130	48	14	62	192
BAKER	263	72	21	93	356
BUCHA	129	59	11	70	199
DYKE	202	74	15	89	291
GONZALEZ	269	81	32	113	382
HIPPLEY	317	92	19	111	428
JACKSON A	255	73	30	103	358
JACKSON J	277	82	18	100	377
KLEIN	218	72	31	103	321
LUCAS	270	114	105	219	489
OLSZTYN	198	64	12	76	274
VOZAR	295	84	30	114	409
WEISS	265	89	48	137	402
Non Tax Total:	3088	Cert.Tax Total: 1004	Tax Treas. Total: 386	Total Tax: 1390	Total Cases: 4478

Report CMSR1062 - Judicial Foreclosure Statistics by Judge

Report CMSR1062 provides a list of judicial foreclosure case activity for each Judge. The report identifies how many cases were pending at the beginning of the period. The new cases filed and cases that were transferred in or reactivated are added to the number pending at the beginning of the period. It then shows the type and number of terminations for the period. The total terminations are subtracted from the total pending which provides the pending at the end of the period.

CUYAHOGA COUNTY COURT OF COMMON PLEAS

DATE: 07/08/2015
TIME: 09:56 AM

Foreclosure Statistics by Judge
Reporting Period: June 2015

PAGE: 1
CMSR1062

Judge

AMBROSE, DICK							
Pending at Beg of Period		New Cases Filed		Cases Transferred In / Reactivated			Total
	110		16		4		130
Terminations							
	Bankruptcy	Default	RefVacated	Court Trial	Dismiss	Other	Total
	0	4	0	0	6	5	15
Total Pending at End of Period							115

ASTRAB, MICHAEL							
Pending at Beg of Period		New Cases Filed		Cases Transferred In / Reactivated			Total
	148		13		10		171
Terminations							
	Bankruptcy	Default	RefVacated	Court Trial	Dismiss	Other	Total
	0	10	0	0	6	7	23
Total Pending at End of Period							148

BARKER, PAMELA A							
Pending at Beg of Period		New Cases Filed		Cases Transferred In / Reactivated			Total
	176		13		6		195
Terminations							
	Bankruptcy	Default	RefVacated	Court Trial	Dismiss	Other	Total
	1	7	0	0	6	11	25
Total Pending at End of Period							170

BURNSIDE, JANET R							
Pending at Beg of Period		New Cases Filed		Cases Transferred In / Reactivated			Total
	133		14		5		152
Terminations							
	Bankruptcy	Default	RefVacated	Court Trial	Dismiss	Other	Total
	1	7	0	0	6	7	21
Total Pending at End of Period							131

CALABRESE, DEENA R							
Pending at Beg of Period		New Cases Filed		Cases Transferred In / Reactivated			Total
	139		15		7		161
Terminations							
	Bankruptcy	Default	RefVacated	Court Trial	Dismiss	Other	Total
	0	5	0	1	3	6	15
Total Pending at End of Period							146

CLANCY, MAUREEN							
Pending at Beg of Period		New Cases Filed		Cases Transferred In / Reactivated			Total
	146		9		7		162
Terminations							
	Bankruptcy	Default	RefVacated	Court Trial	Dismiss	Other	Total
	1	5	0	0	5	4	15
Total Pending at End of Period							147

COLLIER-WILLIAMS, CASSANDRA							
Pending at Beg of Period		New Cases Filed		Cases Transferred In / Reactivated			Total
	145		10		8		163
Terminations							
	Bankruptcy	Default	RefVacated	Court Trial	Dismiss	Other	Total
	2	7	0	0	5	10	24
Total Pending at End of Period							139

CORRIGAN, BRIAN J

CUYAHOGA COUNTY COURT OF COMMON PLEAS

DATE: 07/08/2015
TIME: 09:56 AM

Foreclosure Statistics by Judge
Reporting Period: June 2015

PAGE: 2
CMSR1062

Judge							
	Pending at Beg of Period		New Cases Filed	Cases Transferred In / Reactivated			Total
	139		13	11			163
Terminations	Bankruptcy	Default	RefVacated	Court Trial	Dismiss	Other	Total
	0	8	0	0	3	2	13
Total Pending at End of Period							150
CORRIGAN, PETER J							
	Pending at Beg of Period		New Cases Filed	Cases Transferred In / Reactivated			Total
	111		20	2			133
Terminations	Bankruptcy	Default	RefVacated	Court Trial	Dismiss	Other	Total
	1	12	0	0	4	8	25
Total Pending at End of Period							108
DONNELLY, MICHAEL P							
	Pending at Beg of Period		New Cases Filed	Cases Transferred In / Reactivated			Total
	155		12	3			170
Terminations	Bankruptcy	Default	RefVacated	Court Trial	Dismiss	Other	Total
	2	5	0	0	5	7	19
Total Pending at End of Period							151
FRIEDLAND, CAROLYN B							
	Pending at Beg of Period		New Cases Filed	Cases Transferred In / Reactivated			Total
	138		14	6			158
Terminations	Bankruptcy	Default	RefVacated	Court Trial	Dismiss	Other	Total
	1	8	0	0	8	5	22
Total Pending at End of Period							136
FRIEDMAN, STUART A							
	Pending at Beg of Period		New Cases Filed	Cases Transferred In / Reactivated			Total
	184		10	1			195
Terminations	Bankruptcy	Default	RefVacated	Court Trial	Dismiss	Other	Total
	1	12	0	0	4	6	23
Total Pending at End of Period							172
FUERST, NANCY A							
	Pending at Beg of Period		New Cases Filed	Cases Transferred In / Reactivated			Total
	124		13	3			140
Terminations	Bankruptcy	Default	RefVacated	Court Trial	Dismiss	Other	Total
	0	5	0	0	2	5	12
Total Pending at End of Period							128
GALL, STEVEN E							
	Pending at Beg of Period		New Cases Filed	Cases Transferred In / Reactivated			Total
	144		12	9			165
Terminations	Bankruptcy	Default	RefVacated	Court Trial	Dismiss	Other	Total
	0	8	0	0	6	8	22
Total Pending at End of Period							143

GALLAGHER, HOLLIE L

CUYAHOGA COUNTY COURT OF COMMON PLEAS

DATE: 07/08/2015
TIME: 09:56 AM

Foreclosure Statistics by Judge
Reporting Period: June 2015

PAGE: 3
CMSR1062

Judge

	Pending at Beg of Period		New Cases Filed		Cases Transferred In / Reactivated		Total
	122		11		4		137
Terminations							
	Bankruptcy	Default	RefVacated	Court Trial	Dismiss	Other	Total
	2	8	0	0	10	11	31
	Total Pending at End of Period						106

GALLAGHER, SHANNON M							
	Pending at Beg of Period		New Cases Filed		Cases Transferred In / Reactivated		Total
	149		11		5		165
Terminations							
	Bankruptcy	Default	RefVacated	Court Trial	Dismiss	Other	Total
	1	9	0	0	6	6	22
	Total Pending at End of Period						143

GAUL, DANIEL							
	Pending at Beg of Period		New Cases Filed		Cases Transferred In / Reactivated		Total
	188		14		1		203
Terminations							
	Bankruptcy	Default	RefVacated	Court Trial	Dismiss	Other	Total
	1	8	0	0	6	15	30
	Total Pending at End of Period						173

JACKSON, MICHAEL E							
	Pending at Beg of Period		New Cases Filed		Cases Transferred In / Reactivated		Total
	157		8		5		170
Terminations							
	Bankruptcy	Default	RefVacated	Court Trial	Dismiss	Other	Total
	3	4	0	0	4	11	22
	Total Pending at End of Period						148

MASON, LANCE T							
	Pending at Beg of Period		New Cases Filed		Cases Transferred In / Reactivated		Total
	147		20		5		172
Terminations							
	Bankruptcy	Default	RefVacated	Court Trial	Dismiss	Other	Total
	1	7	0	0	6	9	23
	Total Pending at End of Period						149

MATIA, DAVID T							
	Pending at Beg of Period		New Cases Filed		Cases Transferred In / Reactivated		Total
	146		17		3		166
Terminations							
	Bankruptcy	Default	RefVacated	Court Trial	Dismiss	Other	Total
	0	4	0	0	6	2	12
	Total Pending at End of Period						154

MCCLELLAND, ROBERT C							
	Pending at Beg of Period		New Cases Filed		Cases Transferred In / Reactivated		Total
	125		15		3		143
Terminations							
	Bankruptcy	Default	RefVacated	Court Trial	Dismiss	Other	Total
	1	7	0	0	7	8	23
	Total Pending at End of Period						120

MCCORMICK, TIMOTHY

CUYAHOGA COUNTY COURT OF COMMON PLEAS

DATE: 07/08/2015
TIME: 09:56 AM

Foreclosure Statistics by Judge
Reporting Period: June 2015

PAGE: 4
CMSR1062

Judge

	Pending at Beg of Period		New Cases Filed		Cases Transferred In / Reactivated		Total
	126		9		9		144
Terminations							
	Bankruptcy	Default	RefVacated	Court Trial	Dismiss	Other	Total
	1	5	0	0	5	9	20
	Total Pending at End of Period						124

MCDONNELL, NANCY R							
	Pending at Beg of Period		New Cases Filed		Cases Transferred In / Reactivated		Total
	157		17		6		180
Terminations							
	Bankruptcy	Default	RefVacated	Court Trial	Dismiss	Other	Total
	0	7	0	0	3	9	19
	Total Pending at End of Period						161

O'DONNELL, JOHN P							
	Pending at Beg of Period		New Cases Filed		Cases Transferred In / Reactivated		Total
	122		15		1		138
Terminations							
	Bankruptcy	Default	RefVacated	Court Trial	Dismiss	Other	Total
	0	3	0	0	4	7	14
	Total Pending at End of Period						124

RUSSO, JOHN J							
	Pending at Beg of Period		New Cases Filed		Cases Transferred In / Reactivated		Total
	58		7		3		68
Terminations							
	Bankruptcy	Default	RefVacated	Court Trial	Dismiss	Other	Total
	1	1	0	0	2	2	6
	Total Pending at End of Period						62

RUSSO, JOSEPH D							
	Pending at Beg of Period		New Cases Filed		Cases Transferred In / Reactivated		Total
	128		16		3		147
Terminations							
	Bankruptcy	Default	RefVacated	Court Trial	Dismiss	Other	Total
	1	1	0	0	4	10	16
	Total Pending at End of Period						131

RUSSO, MICHAEL J							
	Pending at Beg of Period		New Cases Filed		Cases Transferred In / Reactivated		Total
	153		11		9		173
Terminations							
	Bankruptcy	Default	RefVacated	Court Trial	Dismiss	Other	Total
	3	6	0	0	5	8	22
	Total Pending at End of Period						151

RUSSO, NANCY MARGARET							
	Pending at Beg of Period		New Cases Filed		Cases Transferred In / Reactivated		Total
	103		17		3		123
Terminations							
	Bankruptcy	Default	RefVacated	Court Trial	Dismiss	Other	Total
	1	3	0	0	6	3	13
	Total Pending at End of Period						110

SAFFOLD, SHIRLEY STRICKLAND

CUYAHOGA COUNTY COURT OF COMMON PLEAS

DATE: 07/08/2015
TIME: 09:56 AM

Foreclosure Statistics by Judge
Reporting Period: June 2015

PAGE: 5
CMSR1062

Judge

Pending at Beg of Period		New Cases Filed		Cases Transferred In / Reactivated			Total
132		19		7			158
Terminations							
Bankruptcy	1	Default	2	RefVacated	0	Court Trial	0
						Dismiss	2
						Other	4
							Total
							9
Total Pending at End of Period							149
<hr/>							
SHEEHAN, BRENDAN J		New Cases Filed		Cases Transferred In / Reactivated			Total
Pending at Beg of Period		16		9			144
119							
Terminations							
Bankruptcy	3	Default	10	RefVacated	0	Court Trial	0
						Dismiss	5
						Other	7
							Total
							25
Total Pending at End of Period							119
<hr/>							
SUTULA, JOHN D		New Cases Filed		Cases Transferred In / Reactivated			Total
Pending at Beg of Period		11		4			181
166							
Terminations							
Bankruptcy	0	Default	13	RefVacated	0	Court Trial	0
						Dismiss	7
						Other	11
							Total
							31
Total Pending at End of Period							150
<hr/>							
SUTULA, KATHLEEN ANN		New Cases Filed		Cases Transferred In / Reactivated			Total
Pending at Beg of Period		18		8			135
109							
Terminations							
Bankruptcy	0	Default	7	RefVacated	0	Court Trial	0
						Dismiss	5
						Other	8
							Total
							20
Total Pending at End of Period							115
<hr/>							
SYNENBERG, JOAN		New Cases Filed		Cases Transferred In / Reactivated			Total
Pending at Beg of Period		13		11			158
134							
Terminations							
Bankruptcy	0	Default	4	RefVacated	0	Court Trial	0
						Dismiss	2
						Other	10
							Total
							16
Total Pending at End of Period							142
<hr/>							
VILLANUEVA, JOSE' A		New Cases Filed		Cases Transferred In / Reactivated			Total
Pending at Beg of Period		12		5			162
145							
Terminations							
Bankruptcy	0	Default	6	RefVacated	0	Court Trial	0
						Dismiss	5
						Other	8
							Total
							19
Total Pending at End of Period							143

Monthly Summary

MONTHLY SUMMARY

June 2015

NAME	PEND	ASSIGNED			TRIALS						DISP	PENDING				+ -
		CV	CR	TOT	JURY			COURT				CV	FR	CR	TOT	
					CV	CR	TOT	CV	CR	TOT		CV	FR	CR	TOT	
Dick Ambrose	433	49	33	82	0	1	1	1	0	1	88	200	115	112	427	+ 6
Michael K. Astrab	490	53	30	83	0	0	0	0	0	0	72	213	148	140	501	- 11
Pamela A. Barker	493	55	28	83	0	2	2	0	0	0	101	216	168	91	475	+ 18
Janet R. Burnside	474	47	28	75	1	1	2	0	4	4	111	198	131	109	438	+ 36
Deena R. Calabrese	476	51	38	89	1	3	4	0	0	0	91	208	144	122	474	+ 2
Maureen Clancy	400	53	27	80	0	1	1	0	0	0	66	199	146	69	414	- 14
Cassandra Collier-Willia	486	56	38	94	0	0	0	0	0	0	101	199	138	142	479	+ 7
Brian J. Corrigan	509	57	35	92	1	0	1	0	2	2	71	283	149	98	530	- 21
Peter J. Corrigan	429	47	23	70	0	0	0	0	0	0	78	208	107	106	421	+ 8
Michael P. Donnelly	426	51	28	79	0	0	0	0	0	0	77	197	151	80	428	- 2
Carolyn B. Friedland	493	48	27	75	0	0	0	0	1	1	85	232	134	117	483	+ 10
Stuart A. Friedman	479	46	31	77	0	0	0	0	0	0	76	211	170	99	480	- 1
Nancy A. Fuerst	405	47	27	74	0	0	0	0	0	0	74	206	128	71	405	0
Steven E. Gall	466	53	30	83	0	0	0	0	0	0	89	208	143	109	460	+ 6
Hollie L. Gallagher	395	49	25	74	0	0	0	0	0	0	77	218	106	68	392	+ 3
Shannon M. Gallagher	450	50	33	83	0	0	0	0	0	0	79	204	139	111	454	- 4
Daniel Gaul	568	46	31	77	1	1	2	0	0	0	113	234	173	125	532	+ 36
Michael E. Jackson	542	48	38	86	1	1	2	0	0	0	91	239	147	151	537	+ 5
Lance T. Mason	426	48	28	76	1	0	1	0	2	2	94	151	147	110	408	+ 18
David T. Matia	446	50	31	81	0	1	1	0	0	0	75	205	154	93	452	- 6
Robert C. McClelland	525	46	19	65	0	0	0	0	0	0	81	293	120	96	509	+ 16
Timothy McCormick	395	55	31	86	0	0	0	0	0	0	94	196	124	67	387	+ 8
Nancy R. McDonnell	471	52	24	76	1	2	3	0	0	0	102	201	160	84	445	+ 26
John P. O'Donnell	502	48	32	80	1	3	4	0	1	1	93	266	123	100	489	+ 13
John J. Russo	185	26	7	33	0	0	0	0	0	0	19	121	62	16	199	- 14
Joseph D. Russo	495	46	36	82	0	0	0	1	0	1	76	226	130	145	501	- 6
Michael J. Russo	430	53	28	81	0	0	0	0	0	0	70	199	151	91	441	- 11
Nancy Margaret Russo	284	54	23	77	0	0	0	0	0	0	76	126	110	49	285	- 1
Shirley Strickland Saffold	444	52	34	86	0	3	3	0	0	0	67	196	149	118	463	- 19
Brendan J. Sheehan	337	57	23	80	0	2	2	0	0	0	77	158	119	63	340	- 3
John D. Sutula	577	46	34	80	0	0	0	1	0	1	110	252	149	146	547	+ 30
Kathleen Ann Sutula	367	52	25	77	0	0	0	0	0	0	82	176	115	71	362	+ 5
Joan Synenberg	414	57	47	104	0	0	0	0	0	0	77	195	140	106	441	- 27
José A. Villanueva	514	50	31	81	1	0	1	0	0	0	80	246	143	126	515	- 1
TOTALS	15226	1698	1003	2701	9	21	30	3	10	13	2813	7080	4633	3401	15114	+ 112

Year to Date Summary

SUMMARY FOR THE COURT

January - June 2015

NAME	PEND	ASSIGNED			TRIALS						DISP	PENDING				+ -
		CV	CR	TOT	JURY			COURT				CV	FR	CR	TOT	
					CV	CR	TOT	CV	CR	TOT		CV	FR	CR	TOT	
Dick Ambrose	452	332	185	517	2	2	4	1	0	1	542	200	115	112	427	+ 25
Michael K. Astrab	478	333	165	498	1	6	7	1	1	2	475	213	148	140	501	- 23
Pamela A. Barker	487	349	156	505	2	4	6	0	2	2	517	216	168	91	475	+ 12
Janet R. Burnside	436	324	198	522	2	1	3	2	10	12	520	198	131	109	438	- 2
Deena R. Calabrese	473	329	197	526	1	9	10	1	1	2	525	208	144	122	474	- 1
Maureen Clancy	430	340	163	503	0	5	5	0	0	0	519	199	146	69	414	+ 16
Cassandra Collier-Willia	471	337	215	552	0	1	1	0	0	0	544	199	138	142	479	- 8
Brian J. Corrigan	541	341	171	512	4	2	6	0	3	3	523	283	149	98	530	+ 11
Peter J. Corrigan	432	320	144	464	0	1	1	1	1	2	475	208	107	106	421	+ 11
Michael P. Donnelly	415	328	137	465	4	3	7	0	5	5	452	197	151	80	428	- 13
Carolyn B. Friedland	483	336	162	498	2	0	2	0	10	10	498	232	134	117	483	0
Stuart A. Friedman	520	320	157	477	1	4	5	0	5	5	517	211	170	99	480	+ 40
Nancy A. Fuerst	393	307	160	467	2	1	3	0	1	1	455	206	128	71	405	- 12
Steven E. Gall	494	332	203	535	0	6	6	0	2	2	569	208	143	109	460	+ 34
Hollie L. Gallagher	379	325	126	451	3	2	5	0	1	1	438	218	106	68	392	- 13
Shannon M. Gallagher	533	305	175	480	1	2	3	0	1	1	559	204	139	111	454	+ 79
Daniel Gaul	644	331	172	503	2	4	6	0	2	2	615	234	173	125	532	+ 112
Michael E Jackson	506	335	200	535	1	2	3	0	0	0	504	239	147	151	537	- 31
Lance T. Mason	434	334	177	511	3	0	3	0	6	6	537	151	147	110	408	+ 26
David T. Matia	455	342	197	539	0	6	6	0	2	2	542	205	154	93	452	+ 3
Robert C. McClelland	538	322	163	485	0	0	0	1	4	5	514	293	120	96	509	+ 29
Timothy McCormick	414	336	191	527	1	7	8	0	1	1	554	196	124	67	387	+ 27
Nancy R. McDonnell	423	328	176	504	4	6	10	0	0	0	482	201	160	84	445	- 22
John P. O'Donnell	555	312	178	490	4	7	11	4	1	5	556	266	123	100	489	+ 66
John J. Russo	178	185	41	226	1	0	1	0	1	1	205	121	62	16	199	- 21
Joseph D. Russo	477	327	166	493	2	0	2	1	1	2	469	226	130	145	501	- 24
Michael J. Russo	403	327	158	485	0	2	2	0	2	2	447	199	151	91	441	- 38
Nancy Margaret Russo	258	344	144	488	0	1	1	0	3	3	461	126	110	49	285	- 27
Shirley Strickland Saffold	462	334	196	530	2	6	8	1	0	1	529	196	149	118	463	- 1
Brendan J. Sheehan	320	337	144	481	1	6	7	2	2	4	461	158	119	63	340	- 20
John D. Sutula	569	333	192	525	0	1	1	1	2	3	547	252	149	146	547	+ 22
Kathleen Ann Sutula	347	342	165	507	0	6	6	0	0	0	492	176	115	71	362	- 15
Joan Synenberg	398	355	233	588	0	2	2	0	1	1	545	195	140	106	441	- 43
José A. Villanueva	551	329	145	474	2	3	5	1	1	2	510	246	143	126	515	+ 36
TOTALS	15349	11111	5752	16863	48	108	156	17	72	89	17098	7080	4633	3401	15114	+ 235

Corrections/Adjustments